

Massless classical electrodynamics

Michael Ibison

Institute for advanced Studies at Austin
4030 Braker Lane West, Suite 300, Austin, TX 78759, USA

ibison@earthtech.org

tel: +1 512 346 1628 fax: +1 512 346 3017

Submitted to Physical Review E, Classical Physics section of Regular Articles

PACS numbers: 03.20.+i 03.50.-z 03.50.De 03.65.Bz 14.60.Cd

Keywords: massless, classical electrodynamics, classical electromagnetism, superluminal, time-reversals, Wheeler-Feynman, direct-action, action-at-a-distance.

Abstract

The equation of motion is derived for a single classical massless bare charge without self-interaction, valid specifically within direct-action EM, in a given but arbitrary EM field. Otherwise remaining within Classical EM, and depending on the fields, that equation permits superluminal speeds, and time-reversals. The classical massless state is thereby shown to be a domain in which may be realized Feynman's description of electrons and positrons as segments of a single, time-reversing thread. It is speculated that the non-local behavior (resulting from superluminal speeds) and charge pair creation and destruction (resulting from time-reversals) may indicate a connection between classical and quantum field theories at a pre-mass level. Some of the features peculiar to massless EM are illustrated with a discussion of one and two-body problems.

Of relevance to this work are recent speculations that inertial mass may be the result of interaction between bare charge and the electromagnetic zero-point field. In the light of this effort, these speculations are examined and found to be in need of some qualification.

Direct-action EM, for example as implemented by Wheeler and Feynman, mandates that charges not act upon themselves. It is pointed out that there is an incompatibility between this rule and the time-reversing behavior of Feynman's single thread. There is some discussion of how this conflict might be resolved, in particular, if the classical action is modified so that infinitesimally-local self-action of the time-reversing thread is intrinsically absent, whereas distant pairs of points on null intervals of the same thread do contribute to the action.

I. Background

Feynman conjectured that all electrons and positrons possess the same qualities because they are the same particle – undergoing time reversals [1]. This conjecture is more readily interpretable in classical electrodynamics (CED) rather than QED because only there may one truly speak of a trajectory, without approximation or qualification. But classical electrodynamics prohibits superluminal speeds and time-reversals, and therefore apparently cannot implement Feynman's conjecture. However, this conclusion applies to charged particles only if they are deemed equipped with an intrinsic rest mass, whereas CED without the traditional inertial-mass action *does* turn out to permit well-defined superluminal and time-reversing trajectories. Accordingly, motivated by the Feynman conjecture, the following is a primarily an exploration of the consequences masslessness in classical electrodynamics.

In order to justify pursuit of this path it is first necessary to suggest some basis for doubting the reality of the inertial mass action as it appears in classical physics. To some extent, any attempt to explain inertia in electromagnetic terms - an endeavor towards which Feynman was sympathetic [2] - will provide this basis. Probably it is not correct to include in such attempts the (now discarded) models of the classical electron by Poincaré [3], updated by Schwinger [4], because these are not solely electromagnetic; they rely upon non-electromagnetic forces to hold the particle together. Of greater relevance and currency are recent

efforts to explain inertial mass by calling upon a special role for an electromagnetic background noise field, specifically the ZPF [5-12]. The correctness or otherwise of these more recent approaches will not be debated here. But their common foundation - the absence of intrinsic inertial mass in a framework of classical EM - lends support to the potential physical relevance of this investigation.

Broadly, the agenda here starts with the simplest possible version of classical electromagnetism, with the particle stripped of intrinsic mass, and the fields stripped of vacuum degrees of freedom (see below) radiation reaction, and time-asymmetry. It will be supposed without justification that the restoration of these qualities can be sorted out downstream, upon assembly and interaction of multiple charges constrained by particular boundary conditions. The subsequent investigation is an exploration of the consequences of these assumptions.

II. Need for zero self-action

The action of the particle's own field upon itself gives rise to Coulomb self-energy. Classically and quantum-mechanically, this infinite self-energy can be compensated by asserting a negative infinite bare mass. (Taken literally, the infinite Coulomb energy demands another kind of energy required to balance it to leave a finite, observable mass. And the situation is further complicated in QED because there are additional infinities due to interaction with the zero-point of the transverse-polarized vacuum field.) The observed inertial mass is therefore the net result of electromagnetic self-action and other, compensating forces. Clearly, the least equivocal position to take is that the native massless condition is free of both self-action and compensating forces.

Since radiation reaction is also an action of the particle's fields upon itself, it follows that the (bare) massless particle is not subject to radiation reaction, and, from energy and momentum conservation, that the secondary radiation emitted by the particle can carry no independent energy or momentum.

These requirements - no Coulomb self-energy, no radiation reaction, no radiation energy and momentum - are satisfied if electromagnetism is essentially due to *direct action* [13-15]. In the direct action form of EM, the only fields are those that connect charged particles (on each others' light-cone); there are no independent (vacuum) fields. The particular implementation of direct-action EM advocated by Wheeler and Feynman [16,17] is contingent on the existence of relatively cold distant absorbers of radiation on the future light cone, invoked in order to explain the perceived predominance of exclusively retarded radiation. These absorbers provide a thermalizing sink, permitting radiation energy and momentum to flow away from local sources, thereby performing the role traditionally played by the vacuum degrees of freedom. And the flow of radiation energy is properly accompanied by a reaction back upon the source, performing the role traditionally played by the self-fields. The time-asymmetric boundary condition (cold absorbers on the *future* light cone) also succeeds in explaining how time-asymmetric radiation arises in an intrinsically time-symmetric theory. (The equations of classical EM - with or without field degrees of freedom - are of course intrinsically time-symmetric.) The absorber theory is not germane to this investigation of the behavior of massless charges, and will not be discussed further here. Instead it will just be assumed that EM is essentially a time-symmetric

direct action interaction, and that there exists a satisfactory explanation for the apparent predominance of retarded radiation.

Here, unlike the works of Wheeler and Feynman [16,17], the charge sources will not be ascribed an intrinsic (now necessarily *non-electromagnetic*) inertial mass, because the focus of this document is on the behavior of classical charges in their allegedly pre-mass condition. Detailed discussion of a few strategies for the emergence of mass in a classical framework is left as a topic for future discussion, though a brief suggestion is offered here in the hope of conferring some justification for this investigation as part of a broader program of effort. It is pointed out that a *finite* EM energy density will arise in the vicinity of an accelerated source due to time-reversed reflection - by distant sources - of its time-symmetric radiation, provided that radiation is *elastically* scattered. Therefore, it is suggested that if a Wheeler-Feynman EM field persists to some degree at zero Kelvin (i.e. wherein the scattering of radiation is elastic), then the distant absorbers of Wheeler and Feynman may turn out to provide an electromagnetic explanation not only for the emergence of radiation, but also for inertial mass. A report on an investigation into this suggestion is in preparation.

III. Equation of motion

A. Action

The contribution to the action from a single massless charge, assuming the fields are given, is just

$$S = -\int d^4y A_\mu(y) j^\mu(y) = -e \int d\lambda A_\mu(x(\lambda)) u^\mu(\lambda) \quad (1)$$

where we have used that the 4-current due to a single charge is

$$j^\mu(y) = e \int d\lambda u^\mu(\lambda) \delta^4(y - x(\lambda)); \quad u^\mu(\lambda) \equiv \frac{dx^\mu(\lambda)}{d\lambda}, \quad (2)$$

where λ is any ordinal parameterization of the trajectory (the metric signature is (+,-,-,-)). In conformity with the direct-action without self-action paradigm, it is understood that the potential is completely attributable to (the motion of) sources other than the source that is the subject of Eq. (1). Subsequently, it will be necessary to refer to the full action of all the particles. To this end let the particular source that is the subject of Eq. (1) have label l . Then, consistent with the maxim that the fields are those only of other sources, the potential in Eq. (1) can be written (in Heavyside-Lorentz units with $c = 1$)

$$A_\mu = \sum_{\substack{k \\ k \neq l}} G * j_{k\mu} \quad (3)$$

where G is the time-symmetric Green's function for the wave equation:

$$A_\mu(y) = \frac{1}{4\pi} \sum_{\substack{k \\ k \neq l}} \int d^4x \delta\left((y-x)^2\right) j_{k\mu}(x) = \frac{1}{4\pi} \sum_{\substack{k \\ k \neq l}} e_k \int d\kappa \delta\left((y-x_k(\kappa))^2\right) u_{k\mu}(\kappa). \quad (4)$$

Putting this in Eq. (1) and summing over l would cause each current to appear twice with every other current. Therefore if now every particle is considered as an independent degree of freedom, the resulting total action, consistent with the action, Eq. (1), for just one degree of freedom, is

$$S_{all} = -\frac{1}{8\pi} \sum_{k,l} e_j e_k (1 - \delta_{k,l}) \int d\lambda \int d\kappa \delta\left(\left(x_k(\kappa) - x_l(\lambda)\right)^2\right) u_{k\mu}(\kappa) u_l^\mu(\lambda). \quad (5)$$

Equivalent to the supposition that the potential from the other sources, $k \neq l$, is *given*, is that the fields are in no way correlated with the motion of the single source responsible for the current j in Eq. (1). Therefore this investigation may be regarded as an analysis of the state of affairs pertaining to the first of an infinite sequence of iterations of the interaction between the l^{th} current and the distant $k \neq l$ currents responsible for the fields.

B. Euler equation

With the fields given, the Euler equations for the lone particle degree of freedom in Eq. (1) are simply that the Lorentz force on the particle in question must vanish:

$$F_{\nu\mu} u^\mu = 0, \quad (6)$$

where the field strengths are to be evaluated along the trajectory. In 3+1 form, these equations are

$$\frac{dt(\lambda)}{d\lambda} \mathbf{E}(\mathbf{x}(\lambda), t(\lambda)) + \frac{d\mathbf{x}(\lambda)}{d\lambda} \times \mathbf{B}(\mathbf{x}(\lambda), t(\lambda)) = \mathbf{0}. \quad (7)$$

It turns out that Eq. (6) can be solved to give the proper velocity in closed form in terms of the fields; the massless particle has a unique and theoretically computable response to an applied field.

C. Nodal surface constraint

For Eq. (6) to have a solution, the determinant of F must vanish:

$$\mathbf{B} \cdot \mathbf{E} = 0. \quad (8)$$

This condition imposes a constraint on the values of the fields on the trajectory and therefore on the set of possible paths, given the fields, that a trajectory can take, i.e. the possible paths lie on the time-varying surface $\mathbf{B}(\mathbf{x}, t) \cdot \mathbf{E}(\mathbf{x}, t) = 0$. This constraint is consistent with the condition that the Lorentz force on the particle must vanish; it is the well-known constraint on the fields in order that there exist a frame in which the electric field is zero. Hence, in an environment of arbitrary field variation, Eq. (8) selects the surface(s) upon which a charge source may conceivably see no electric field in its own frame. It is possible to regard Eq. (8) as a constraint on the initial conditions, i.e. the (spatial) placement of the charge source at some historical time, rather than a constraint on the fields: Only if the source is initially placed upon this surface, will a trajectory exist (see below) consistent with the presumption of masslessness and consequent vanishing of the Lorentz force. Since Eq. (8) is required to be true for all λ -time along the trajectory, it must be true that all the derivatives of the function $\psi(\mathbf{x}, t) \equiv \mathbf{B} \cdot \mathbf{E}$ are zero. This means in particular that

$$u^\kappa \partial_\kappa \psi = 0, \quad (9)$$

which just says that if the particle is to remain on the surface, u^κ must be orthogonal to the surface 4-normal. Note that, since at each location $\mathbf{E} \cdot \mathbf{B}$ is a Lorentz-invariant scalar, ψ is a relativistic scalar field. Consequently $\partial_\kappa \psi$ is a 4-vector field.

IV. Solution for the trajectory in terms of the fields

A. Trial solution

Let z be a 4-vector defined by

$$z^\mu = \tilde{F}^{\mu\nu} \partial_\nu \psi = \{\mathbf{B} \cdot \nabla \psi, \mathbf{E} \times \nabla \psi - \mathbf{B} \partial \psi / \partial t\} \quad (10)$$

where \tilde{F} is the dual of F . Since it is always true that

$$F_{\nu\mu} \tilde{F}^{\mu\kappa} = \delta_\nu^\kappa \psi \quad (11)$$

(see for example Jackson, [18]), then

$$F_{\nu\mu} z^\mu = F_{\nu\mu} \tilde{F}^{\mu\nu} \partial_\nu \psi = \psi \partial_\nu \psi \quad (12)$$

is zero because of Eq. (8). Therefore

$$u^\mu = -f(x(\lambda), \lambda) z^\mu = -f(x(\lambda), \lambda) \tilde{F}^{\mu\nu} \partial_\nu \psi = f(x(\lambda), \lambda) \{\mathbf{B} \cdot \nabla \psi, \mathbf{E} \times \nabla \psi - \mathbf{B} \partial \psi / \partial t\}, \quad (13)$$

where $f(x(\lambda), \lambda)$ is an arbitrary function, is a particular solution of Eq. (6).

B. Derivation

That Eq. (13) is the *general* solution of Eq. (6) may be demonstrated as follows. Writing Eq. (7) in the form

$$i\mathbf{E} + \dot{\mathbf{x}} \times \mathbf{B} = \mathbf{0}, \quad (14)$$

where dots indicate differentiation with respect to λ , it may be observed that $\dot{\mathbf{x}} \cdot \mathbf{E} = 0$: the velocity is always perpendicular to the local electric field. The vectors $\mathbf{E} \times \mathbf{B}$ and \mathbf{B} are mutually orthogonal and both of them are orthogonal to \mathbf{E} because $\mathbf{E} \cdot \mathbf{B} = 0$. Therefore they can serve as an orthogonal basis for the velocity:

$$\dot{\mathbf{x}} = \alpha \mathbf{E} \times \mathbf{B} + \beta \mathbf{B} \quad (15)$$

where α and β are undetermined coefficients. Substitution of this expression into Eq. (14) gives

$$\begin{aligned} \mathbf{0} &= i\mathbf{E} + \alpha (\mathbf{E} \times \mathbf{B}) \times \mathbf{B} = i\mathbf{E} + \alpha ((\mathbf{E} \cdot \mathbf{B}) \mathbf{B} - B^2 \mathbf{E}) \\ &\Rightarrow \alpha = i/B^2 \end{aligned} \quad (16)$$

unless perhaps \mathbf{B} is zero. Substitution of Eq. (15) into Eq. (9) then gives

$$\begin{aligned} i \frac{\partial \psi}{\partial t} + \frac{i}{B^2} \nabla \psi \cdot (\mathbf{E} \times \mathbf{B}) + \beta \nabla \psi \cdot \mathbf{B} &= 0 \\ \Rightarrow \beta &= -\frac{i}{B^2 \nabla \psi \cdot \mathbf{B}} (\nabla \psi \cdot (\mathbf{E} \times \mathbf{B}) + B^2 \partial \psi / \partial t) \end{aligned} \quad (17)$$

unless perhaps $\nabla \psi \cdot \mathbf{B}$ is zero. With Eqs. (16) and (17), the velocity, Eq. (15), is

$$\begin{aligned}
\dot{\mathbf{x}} &= \frac{\dot{t}}{B^2 \nabla \psi \cdot \mathbf{B}} \left((\nabla \psi \cdot \mathbf{B}) \mathbf{E} \times \mathbf{B} - (\nabla \psi \cdot (\mathbf{E} \times \mathbf{B}) + B^2 \partial \psi / \partial t) \mathbf{B} \right) \\
&= \frac{\dot{t}}{B^2 \nabla \psi \cdot \mathbf{B}} \left(\nabla \psi \times ((\mathbf{E} \times \mathbf{B}) \times \mathbf{B}) - \mathbf{B} B^2 \partial \psi / \partial t \right) \\
&= \frac{\dot{t}}{B^2 \nabla \psi \cdot \mathbf{B}} \left(\nabla \psi \times ((\mathbf{B} \cdot \mathbf{E}) \mathbf{B} - B^2 \mathbf{E}) - \mathbf{B} B^2 \partial \psi / \partial t \right) \\
&= \frac{\dot{t}}{\mathbf{B} \cdot \nabla \psi} (\mathbf{E} \times \nabla \psi - \mathbf{B} \partial \psi / \partial t)
\end{aligned} \tag{18}$$

Therefore the 4-velocity is

$$u^\mu = f(x(\lambda), \lambda) \{ \mathbf{B} \cdot \nabla \psi, \mathbf{E} \times \nabla \psi - \mathbf{B} \partial \psi / \partial t \} \tag{19}$$

where

$$f(x(\lambda), \lambda) = \dot{t} / \mathbf{B} \cdot \nabla \psi \tag{20}$$

is an arbitrary function, undetermined by the Eq. (6). It is observed that Eq. (19) may be written in a form that confirms the solution for u is, at each λ

$$u^\mu = -f(x(\lambda), \lambda) \tilde{F}^{\mu\nu} \partial_\nu \psi. \tag{21}$$

C. Exceptions

From the final form for the velocity, Eq. (19), the case that B is zero is seen to cause the trajectory to move only in \mathbf{x} , without change in the (laboratory) time. With the erstwhile singular behavior absorbed into f via the unknown function $dt/d\lambda$, one sees that u given by Eq. (19) still satisfies Eq. (14) and therefore remains valid when the magnetic field goes to zero provided f is finite there. The same applies when $\nabla \psi$ is orthogonal to \mathbf{B} , but neither are zero: singular behavior is absorbed into f via the unknown function $dt/d\lambda$ and u given by Eq. (19) is now $u^\mu = f(x(\lambda), \lambda) \{0, \mathbf{E} \times \nabla \psi\}$ which in Eq. (14) gives:

$$\begin{aligned}
\dot{t} \mathbf{E} + \dot{\mathbf{x}} \times \mathbf{B} &= \mathbf{0} + f(x(\lambda), \lambda) (\mathbf{E} \times \nabla \psi) \times \mathbf{B} \\
&= f(x(\lambda), \lambda) ((\mathbf{E} \cdot \mathbf{B}) \nabla \psi - (\mathbf{B} \cdot \nabla \psi) \mathbf{E}) \\
&= \mathbf{0}
\end{aligned} \tag{22}$$

as required.

When the gradient $\nabla \psi = 0$ vanishes, so that the function ψ and all three space derivatives are zero, Eq. (19) gives that $u^\mu = f(x(\lambda), \lambda) \{0, -\mathbf{B} \partial \psi / \partial t\}$, substitution of which into Eq. (14) confirms that it is provided f remains finite. In summary then, Eq. (21) is a general solution of Eq. (6) for as long as f is finite.

D. Normalization as a sequence of 4-vectors

The vector u^μ in Eq. (21) is not a 4-vector field, since it is not defined off the trajectory. Neither is it a (Lorentz) 4-vector, since the norm

$$u^\mu u_\mu = f^2(x(\lambda), \lambda) z^\mu(x(\lambda)) z_\mu(x(\lambda)) \tag{23}$$

where

$$z^\mu z_\mu = \tilde{F}_{\mu\lambda} \tilde{F}^{\mu\nu} (\partial_\nu \psi) (\partial^\lambda \psi) = (\mathbf{B} \cdot \nabla \psi)^2 - (\mathbf{E} \times \nabla \psi - \mathbf{B} \partial \psi / \partial t)^2 \quad (24)$$

is not in general Lorentz invariant, i.e. is not a 4-scalar. To construct a ‘one-dimensional sequence of 4-vectors’ along the trajectory (i.e. with a norm at each location that is Lorentz invariant), Eq. (23) gives that

$$f^2(x(\lambda), \lambda) = \frac{g(\lambda)}{z^\mu z_\mu} \quad (25)$$

where g is an arbitrary scalar function of the trajectory parameter. If we let

$$g(\lambda) = \text{sign}(z^\mu z_\mu) h^2(\lambda) \quad (26)$$

($h^2 > 0$) then Eq. (25) becomes

$$f^2(x(\lambda), \lambda) = h^2(\lambda) / |z^\mu z_\mu|. \quad (27)$$

That the sign of $z^\mu z_\mu$ is a Lorentz-Invariant property of each point on the trajectory follows from

$$\text{sign}(z^\mu z_\mu) = \text{sign}(1 - v^2) \quad (28)$$

and the fact that the three conditions $v < 1$, $v = 1$, $v > 1$ are Lorentz invariants. With Eq. (27), the equation of motion, Eq. (19), becomes

$$z^\mu = \frac{h(\lambda) z^\mu}{\sqrt{|z^\mu z_\mu|}} = \frac{h(\lambda) \text{sign}(\mathbf{B} \cdot \nabla \psi)}{\sqrt{|1 - v^2|}} \{1, \mathbf{v}\}, \quad (29)$$

valid provided $z^\mu z_\mu \neq 0$, where \mathbf{v} is defined by

$$\mathbf{v}(\mathbf{x}, t) = \frac{\mathbf{E} \times \nabla \psi - \mathbf{B} \partial \psi / \partial t}{\mathbf{B} \cdot \nabla \psi}, \quad (30)$$

and Eq. (23) is just

$$u^\mu u_\mu = h^2(\lambda) \text{sign}(1 - v^2), \quad (31)$$

which, as promised, is a sequence on the trajectory of Lorentz-invariant norms. Unless $h(\lambda)$ is specifically chosen to counter the singularities at $z^\mu z_\mu = 0 \Leftrightarrow v^2 = 1$, f is not finite, and the form Eq. (29) is not defined at those points on the trajectory. In that case Eq. (29) can serve as a useful description of the trajectory in each sub-luminal and super-luminal segment taken separately, but not at the boundaries of those segments.

V. Interpretation

A. Non-parametric forms of the trajectory

Quite independent of the normalization, all the information contained in Eq. (19) is also contained in the statement

$$d\mathbf{x}/dt = \mathbf{v}(\mathbf{x}, t), \quad (32)$$

where \mathbf{v} was defined in Eq. (30), which describes the ratio of increments of the \mathbf{x} and t variables, as a function of \mathbf{x} and t . This representation is *not* to be taken as implying that \mathbf{x} is a function of time, $\mathbf{x}(t)$; in general \mathbf{x} is

not a (single valued) function of the time variable. For example, if $dt/d\lambda = f(\lambda)x^2$ and $dx/d\lambda = f(\lambda)x$ in 1+1, then $dx/dt = 1/x$ and so $x^2 = x_0^2 + t - t_0$ in which t is a function of x , but not vice-versa. Also, neither does the form of Eq. (32) imply different statuses for the space and time coordinates have; one could equally well have written

$$\begin{aligned} dx/dz &= (\mathbf{E} \times \nabla \psi - \mathbf{B} \partial \psi / \partial t)_x / (\mathbf{E} \times \nabla \psi - \mathbf{B} \partial \psi / \partial t)_z \\ dy/dz &= (\mathbf{E} \times \nabla \psi - \mathbf{B} \partial \psi / \partial t)_y / (\mathbf{E} \times \nabla \psi - \mathbf{B} \partial \psi / \partial t)_z, \\ dt/dz &= \mathbf{B} \cdot \nabla \psi / (\mathbf{E} \times \nabla \psi - \mathbf{B} \partial \psi / \partial t)_z \end{aligned} \quad (33)$$

which contains the same information as Eq. (32).

B. Reversals in 3+1+1

In general, integration of Eq. (32) will give rise to an arbitrary trajectory in \mathbf{x} and t . With reference to Fig. 1, let x and t be monotonic functions of the parameter λ . If one considers the trajectory with increasing λ as in 3+1+1 (with two of the space dimensions suppressed in the figure) then the projection of that trajectory onto x and t is the 3+1 trajectory described by the solution of Eq. (32). The fields uniquely decide the 3+1 trajectory, but not the 3+1+1 trajectory. Note, though, that the *sense* of the trajectory in 3+1 is not fixed by the equation of motion Eq. (32) and therefore is not fixed by the fields; the 3+1 trajectory is simply a collection of connected points. By contrast, the trajectory in 3+1+1 is decided by the fields and $h(\lambda)$, which of course is undecided by the equation of constraint Eq. (6). To see this association, with reference to Fig. 1, note that the reversals of the 3+1+1 trajectory requires that $dt/d\lambda = d\mathbf{x}/d\lambda = 0$. But Eq. (29) dictates that all four components of the 4-vector u^μ are zero only if $h(\lambda)$ is zero. Hence the reversals in 3+1+1 are an exclusive property of $h(\lambda)$ - not decided by the fields. In short, the physics neither specifies, nor is sensitive to, reversals of the trajectory in 3+1+1.

C. Proper time

Since $h(\lambda)$ has no physical significance, it can be set to a constant, say ± 1 , equivalent to defining a new ordinal parameter

$$d\tau = \sigma h(\lambda) d\lambda \quad (34)$$

where σ is forever fixed at either 1 or -1 (the reason for the remaining binary degree of freedom is given below). With this, Eq. (29) is the ‘proper velocity’

$$\begin{aligned} u^\mu &\equiv \left\{ \frac{dt}{d\tau}, \frac{d\mathbf{x}}{d\tau} \right\} = \frac{\sigma \{ \mathbf{B} \cdot \nabla \psi, \mathbf{E} \times \nabla \psi - \mathbf{B} \partial \psi / \partial t \}}{\sqrt{(\mathbf{B} \cdot \nabla \psi)^2 - (\mathbf{E} \times \nabla \psi - \mathbf{B} \partial \psi / \partial t)^2}} = \frac{\text{sign}(\sigma \mathbf{B} \cdot \nabla \psi)}{\sqrt{1 - v^2}} \{1, \mathbf{v}\} \\ &= \frac{\sigma \tilde{F}^{\mu\nu} \partial_\nu \psi}{\sqrt{|\tilde{F}_{ba} \tilde{F}^{bc} (\partial^a \psi)(\partial_c \psi)|}} \end{aligned} \quad (35)$$

and Eq. (31) becomes

$$u^\mu u_\mu = \text{sign}(1 - v^2). \quad (36)$$

The trajectory is now divided up into an alternating sequence of sub-luminal and super-luminal sections, which designation is Lorentz-Invariant, and for which the norm is 1 and -1 respectively. In each piece u^μ is now a true (Lorentz) 4-vector. Eq. (36) gives that the new ordinal parameter (the proper time) which increases monotonically along the ‘projected’ trajectory in 3+1 is

$$d\tau = \sqrt{|dt^2 - d\mathbf{x}^2|} = |dt| \sqrt{|1 - v^2|}. \quad (37)$$

D. Time-reversals

Eq. (35) gives that the direction of the trajectory in time t with increasing τ , i.e. $dt/d\tau$, has the sign of $\sigma \mathbf{B} \cdot \nabla \psi$. With reference to Fig. 1, wherein a time reversal occurs at point Q , the segments PQ and QR have different signs for $dt/d\tau$. σ is the degree of freedom that permits one to choose the sign of just one segment, the sign of all other segments being decided thereafter.

E. CPT

Since the sign of $\sigma \mathbf{B} \cdot \nabla \psi$ is common to both the space and time parts of the proper velocity, consistent with CPT invariance, it may alternatively be interpreted as the sign of the electric charge. From this perspective, the alternating segments of positive and negative signs (of $\sigma \mathbf{B} \cdot \nabla \psi$) along the trajectory may be regarded as, say, denoting electrons and positrons respectively. The trajectory can then be regarded as a collection of connected segments (an ensemble of charged particles) each segment corresponding to an electron or a positron, and now progressing *forwards* in laboratory time. From the perspective of *uniformly increasing laboratory time* t , the electrons and positrons are created and destroyed in pairs, as illustrated in Fig. 2. Note that charge is conserved in t just because these events occur in (oppositely charged) pairs as entry and exit paths to and from the turning points. (If the total trajectory is not closed, charge is not conserved at the time of the two endpoints of the whole trajectory.)

F. Invariants

For the particular case of an anti-clockwise circular trajectory in x and t , Fig. 3 identifies the eight different segment-types corresponding to charge-type, direction in time, direction in space, and speed (sub-luminal versus super-luminal). Segments where $v > 1$ remain superluminal when viewed from any boosted frame, and segments with $v < 1$ remain subluminal when viewed from any boosted frame. That is, as mentioned above, the labels $v < 1$ and $v > 1$ are Lorentz-invariant. The invariant status of this label may be regarded as a consequence of the types of allowed transformation rather than an intrinsic (i.e. truly invariant) property of a segment of the trajectory. It may be traced to the restriction of the boost transformations to $v < 1$. If that restriction were lifted, say by replacing the traditional γ in the boost formula with $\gamma = 1/\sqrt{|1 - v^2|}$ and permitting $v > 1$, then the labels $v < 1$ and $v > 1$ would no longer be invariant with respect to these extended transformations.

From the form of the Lorentz transformation, the sign of the direction in time cannot be changed by applying a boost transformation. Therefore the charge, if defined so as to keep $dt/d\tau$ positive (invoking CPT) is a Lorentz Invariant (this remains true if the extended, $v > 1$, boosts are allowed). With reference to Fig. 3, in the labeling exterior to the circle (wherein the direction in time is always positive), the charge changes sign only when $v > 1$. This is obvious from Fig. 2, where at the pair creation and destruction events $dt/d\tau = 0$, whereas $dx/d\tau \neq 0$ implying that $v = |d\mathbf{x}/dt|$ is infinite. It is deduced that the charge labeling on any trajectory that is exclusively sub-luminal remains constant throughout the trajectory. However, for trajectory segments wherein $v > 1$, the charge, if defined so as to keep $dt/d\tau$ positive, may change sign along its length, which would then be viewed as a pair creation or destruction event. As indicated above, the charge labels of the two segments involved in the destruction or creation event are Lorentz Invariant, and charge is conserved: the total charge does not change in t -time.

G. Dynamics

It is observed that the particle does not respond to force in the traditional sense of Newton's second law. Indeed, its motion is precisely that which causes it to feel *no* force (Eq. (6)). Yet its motion is nonetheless uniquely prescribed by the (here misleadingly termed) 'force-fields' \mathbf{E} and \mathbf{B} ; these fields still decide how the particle moves (given some initial condition), just as the Lorentz force determines the motion of a massive particle (again, given some initial condition). It is observed from Eq. (35) that the motion is insensitive to the *magnitude* of the fields (assuming here a common scaling for E and B), reminiscent perhaps of the response of the Bohm particle to the quantum potential.

H. Power flow

Whilst following the instructions of the EM field, the particle generates its own advanced and retarded secondary fields as a result of its motion as determined by the usual EM formulae. By taking the scalar product of Eq. (7) with \mathbf{v} , one finds that

$$\mathbf{v}(x(\lambda)) \cdot \mathbf{E}(x(\lambda)) = 0, \quad (38)$$

from which it can be concluded that the massless charge cannot absorb power from the fields. (Of course, if the system were properly closed, one could not arbitrarily pre-specify the fields; the incident and secondary fields would have to be self-consistent.) The massless charge cannot absorb energy from the field because there is no unary property or internal degree of freedom wherein such energy could be 'stored'.

I. Acceleration

To facilitate a comparison between the motion of the massless charge, and the observed behavior of a massive particle classical to the Lorentz force, from Eq. (30) the proper acceleration of the massless charge, is

$$a^\mu = \frac{du^\mu}{d\tau} = u^\lambda \partial_\lambda u^\mu = \frac{\tilde{F}^{\lambda\alpha}(\partial_\alpha \psi)}{\sqrt{|\tilde{F}_{\gamma\beta} \tilde{F}^{\gamma\delta}(\partial^\beta \psi)(\partial_\delta \psi)|}} \partial_\lambda \left(\frac{\tilde{F}^{\mu\nu}(\partial_\nu \psi)}{\sqrt{|\tilde{F}_{ba} \tilde{F}^{bc}(\partial^a \psi)(\partial_c \psi)|}} \right) \quad (39)$$

where the factor of $\sigma^2 = 1$ has been omitted. So that the motion is defined, both \mathbf{E} and \mathbf{B} must be non-zero, or else it must be assumed that one or both must default to some noise value. One might then ask if the space part of the proper acceleration is correlated with the Lorentz force, i.e. whether

$$\langle \mathbf{F} \cdot \mathbf{a} \rangle = \langle (\mathbf{E} + \mathbf{v} \times \mathbf{B}) \cdot d\mathbf{u}/d\tau \rangle \quad (40)$$

is non-zero. But it is recalled that the massless particle executes a path upon which the Lorentz force is always zero. Specifically, from Eq. (30),

$$\mathbf{v} \times \mathbf{B} = \frac{(\mathbf{E} \times \nabla \psi - \mathbf{B} \partial \psi / \partial t)}{\mathbf{B} \cdot \nabla \psi} \times \mathbf{B} = \frac{(\mathbf{E} \times \nabla \psi) \times \mathbf{B}}{\mathbf{B} \cdot \nabla \psi} = \frac{\nabla \psi (\mathbf{E} \cdot \mathbf{B}) - \mathbf{E} (\mathbf{B} \cdot \nabla \psi)}{\mathbf{B} \cdot \nabla \psi} = -\mathbf{E} \quad (41)$$

and therefore $\mathbf{E} + \mathbf{v} \times \mathbf{B} = \mathbf{0}$, and obviously therefore, $\langle \mathbf{F} \cdot \mathbf{a} \rangle = 0$. Therefore it is concluded that the proper acceleration is always completely uncorrelated with the applied force.

VI. One and two body problems

A. Motion near a charge with magnetic dipole moment

As an example of a one-body problem, i.e. of a test charge in a given field, we here consider a static classical charge point charge with electric field $\mathbf{E} = e\hat{\mathbf{r}}/4\pi r^2$ that is coincident with the source of a magnetic dipole field of magnitude μ oriented in the z direction: $\mathbf{B} = \mu(3\hat{\mathbf{r}}z - r\hat{\mathbf{z}})/4\pi r^4$. Then

$$\mathbf{E} \cdot \mathbf{B} = \frac{e\mu z}{8\pi^2 r^6}, \quad (42)$$

from which it is seen that the constraint that the particle trajectory be confined to the surface $\mathbf{E} \cdot \mathbf{B} = 0$ gives that $z = 0$; i.e., the particle is confined to the equatorial plane for all time. The gradient in the plane is

$$\nabla(\mathbf{E} \cdot \mathbf{B})|_{z=0} = \frac{e\mu}{8\pi^2 r^7} (\hat{\mathbf{z}}r - \hat{\mathbf{r}}z) \Big|_{z=0} = \frac{e\mu}{8\pi^2 r^6} \hat{\mathbf{z}}. \quad (43)$$

With this, and that at $z = 0$, $\mathbf{B} = -\mu\hat{\mathbf{z}}/4\pi r^3$, one obtains for the denominator in Eq. (30)

$$\mathbf{B} \cdot \nabla(\mathbf{E} \cdot \mathbf{B}) = -\frac{e\mu^2}{32\pi^3 r^9}. \quad (44)$$

Since $\mathbf{E} \cdot \mathbf{B}$ is constant in time, the numerator in Eq. (30) is just

$$\mathbf{E} \times \nabla(\mathbf{E} \cdot \mathbf{B}) = \frac{e^2\mu}{32\pi^3 r^8} \hat{\mathbf{r}} \times \hat{\mathbf{z}} \Big|_{z=0} = -\frac{e^2\mu}{32\pi^3 r^8} \hat{\boldsymbol{\phi}}, \quad (45)$$

in a spherical polar representation of the vector with basis $\{\hat{\mathbf{r}}, \hat{\boldsymbol{\phi}}, \hat{\boldsymbol{\theta}}\}$. Substitution of Eqs. (44) and (45) into Eq. (30) give that the velocity in the spherical basis is

$$\mathbf{v} = \{\dot{r}, r \sin(\theta) \dot{\phi}, r \dot{\theta}\} = \{0, e/\mu, 0\}, \quad (46)$$

which, in the equatorial plane ($z = 0 \Rightarrow \theta = \pi/2$) immediately gives that

$$r = \text{const}, \quad \dot{\phi} = e/\mu. \quad (47)$$

So it is found that the massless charge is constrained to execute, with frequency e/μ , a circular orbit in the equatorial plane about the axis of the magnetic dipole, as illustrated in Fig. 4. It is interesting to note that if the magnetic moment is that of the electron, i.e. $\mu = e/2\omega_c$ where ω_c is the Compton frequency, then the equatorial orbital frequency is twice the Compton frequency, at all radii.

B. Circulating charge

In the example above, the attribution of an *intrinsic* magnetic moment to the electron as the source of the \mathbf{B} field is inconsistent with the action Eq. (1) in which the internal structure required to give an intrinsic moment is absent (see Barut [19] for an action describing a *massive* classical electron with an internal spin degree of freedom). To remain consistent, it must be assumed that the magnetic moment posited there was not the result of the activity of an internal degree of freedom, but was the consequence of another field, presumably from other sources. It might be asked if the same result could be obtained by having a single source generate the dipole B-field through its own motion. This is clearly possible if one is prepared to deal with time-averaged fields – it is easy to show that a circular source motion of radius a , frequency ω , in the plane $z = 0$, with center at the origin, generates a time-averaged magnetic field moment

$$\bar{\mathbf{B}} = \frac{ea^2\omega}{8\pi r^4}(3z\hat{\mathbf{r}} - r\hat{\mathbf{z}}), \quad (48)$$

which is just the dipole field with moment $\mu = ea^2\omega/2$. Obviously the time-averaged electric field is just the static Coulomb field, and therefore, if fluctuations in the source fields can be ignored, (and borrowing from the previous section), it can be concluded that the test charge executes concentric circular orbits in the plane $z = 0$. In this case the frequency of these orbits is

$$\dot{\phi} = e/\mu = 2/a^2\omega. \quad (49)$$

It is interesting to note that, in order that magnetic dipole moment agree with the observed value for the electron, Eq. (49) requires that the source travel at light-speed: $a\omega = 1$. In that case, as in the previous example, the test charge orbit is at twice the Compton frequency.

However, the neglect of fluctuations in the field amplitudes cannot be justified. The problem is that at large r/a the zero-mean time-varying field components, \mathbf{e}, \mathbf{b} say, dominate in amplitude over the time-averaged (DC) fields, $\bar{\mathbf{E}}, \bar{\mathbf{B}}$, yet the former alone – at least in the dipole approximation – give $\mathbf{e} \cdot \mathbf{b} = 0$ (see below). It follows that it is not possible to neglect either in order to compute ψ - and therefore the nodal surface. The full calculation - without neglect of fluctuations - turns out to be cumbersome, and will not be attempted here. The expression Eq. (47) is still correct if the source fields are exactly those of an electric monopole plus a magnetic dipole, but it cannot be attributed to a single source in circular motion. It is interesting to speculate that there is a connection between this problem, and the Thomas solution of the problematic factor of 2 for the spin-orbit coupling due to Uhlenbeck and Goudsmit, in that a proper treatment (for a source field due to circular motion of a single charge) will turn out to predict a test charge orbit at the Compton frequency, rather than twice the Compton frequency.

C. Some conditions for a solution to the two-body problem

Let the electric field at \mathbf{r} at current time t , due to source motion $\mathbf{r}(t_{ret})$ at an earlier time t_{ret} , be denoted by $\mathbf{E}_{ret} \equiv \mathbf{E}(\mathbf{r}, t | \mathbf{r}(t_{ret}))$, where t_{ret} is the solution of $t_{ret} = t - |\mathbf{r}(t) - \mathbf{r}(t_{ret})|$. With similar notation for the magnetic field, the relation between retarded \mathbf{E} and \mathbf{B} fields from a single source can be written ([18])

$$\mathbf{B}_{ret} = \frac{(\mathbf{r} - \mathbf{r}(t_{ret}))}{|\mathbf{r} - \mathbf{r}(t_{ret})|} \times \mathbf{E}_{ret}. \quad (50)$$

It is deduced that the retarded fields of a single source give $\mathbf{B}_{ret} \cdot \mathbf{E}_{ret} = 0$ everywhere. Under such circumstances (of retarded-only fields), Eq. (14) would be insufficient to determine the velocity of a test charge: the problem would be ill-posed. Specifically, the component of the velocity of the test charge in the direction of the \mathbf{B} field would be undetermined. However, in our case, retarded *and* advanced fields are mandatory, and the massless two-body problem is not (necessarily) ill-posed. Given that the total (Wheeler-Feynman) fields are

$$\mathbf{E}(\mathbf{x}, t) = \frac{1}{2}(\mathbf{E}_{ret} + \mathbf{E}_{adv}), \quad \mathbf{B}(\mathbf{x}, t) = \frac{1}{2}(\mathbf{B}_{ret} + \mathbf{B}_{adv}), \quad (51)$$

their scalar product is

$$\begin{aligned} \mathbf{B}(\mathbf{r}, t) \cdot \mathbf{E}(\mathbf{r}, t) &= \frac{1}{2}(\mathbf{E}_{ret} + \mathbf{E}_{adv}) \cdot \left(\frac{(\mathbf{r} - \mathbf{r}(t_{ret}))}{|\mathbf{r} - \mathbf{r}(t_{ret})|} \times \mathbf{E}_{ret} + \frac{(\mathbf{r} - \mathbf{r}(t_{adv}))}{|\mathbf{r} - \mathbf{r}(t_{adv})|} \times \mathbf{E}_{adv} \right) \\ &= \frac{1}{2} \left(\frac{\mathbf{r} - \mathbf{r}(t_{ret})}{|\mathbf{r} - \mathbf{r}(t_{ret})|} - \frac{\mathbf{r} - \mathbf{r}(t_{adv})}{|\mathbf{r} - \mathbf{r}(t_{adv})|} \right) \cdot (\mathbf{E}_{ret} \times \mathbf{E}_{adv}) \end{aligned} \quad (52)$$

which is not zero in general. Eq. (52) gives the *necessary* condition for a two-body problem to have a solution that the gradient of the right hand side does not vanish. In particular, it is necessary that the right-hand side does not vanish everywhere at any time. Since the direction of the \mathbf{E} field of a uniformly moving source is, at every location, insensitive to its retarded or advanced origin, then $\mathbf{E}_{ret} \times \mathbf{E}_{adv} = \mathbf{0}$, and so an immediate consequence of Eq. (52) is that for the two body problem to have a solution, neither body can be in uniform motion.

Even with retarded *and* advanced fields of accelerated motion, Eq. (52) may still give that $\mathbf{B} \cdot \mathbf{E}$ is zero, and therefore that no solution to Eq. (14) exists. For example, the electric dipole field approximation for a source at the origin gives a *total* (half advanced plus half retarded) magnetic field ([18])

$$\begin{aligned} \mathbf{B}(\mathbf{r}, t) &= \frac{1}{8\pi\omega r^3} \text{Re} e^{-i\omega t} \left(e^{i\omega r} (\omega r + i) + e^{-i\omega r} (\omega r - i) \right) \mathbf{r} \times \mathbf{p} \\ &= \frac{1}{4\pi\omega r^3} \cos(\omega t) (\omega r \cos(\omega r) - \sin(\omega r)) \mathbf{r} \times \mathbf{p} \end{aligned}, \quad (53)$$

where \mathbf{p} is the electric dipole moment. The dipole approximation gives a *total* electric field

$$\begin{aligned} \mathbf{E}(\mathbf{r}, t) &= \frac{\omega^2}{8\pi r^5} \text{Re} e^{-i\omega t} \left(\left((\mathbf{r} \times \mathbf{p}) \times \mathbf{r} + (3\mathbf{r}(\mathbf{r} \cdot \mathbf{p}) - \mathbf{p})(1 - i\omega r) \right) e^{i\omega r} \right. \\ &\quad \left. + \left((\mathbf{r} \times \mathbf{p}) \times \mathbf{r} + (3\mathbf{r}(\mathbf{r} \cdot \mathbf{p}) - \mathbf{p})(1 + i\omega r) \right) e^{-i\omega r} \right) \\ &= \frac{\omega^2}{4\pi r^5} \cos(\omega t) \left(\cos(\omega r) \left((\mathbf{r} \times \mathbf{p}) \times \mathbf{r} + (3\mathbf{r}(\mathbf{r} \cdot \mathbf{p}) - \mathbf{p}) \right) + \omega r \sin(\omega r) (3\mathbf{r}(\mathbf{r} \cdot \mathbf{p}) - \mathbf{p}) \right) \end{aligned} \quad (54)$$

(Note that the time-symmetric dipole fields are standing waves.) Clearly, these give $\mathbf{B} \cdot \mathbf{E} = 0$. Eqs. (53) and (54) are valid in all zones - near, far, and intermediate - and therefore it can be concluded without restriction that the electric dipole *approximation* (applied to harmonic motion of a point source) cannot be applied to determine the motion of a massless test charge.

These arguments are restricted to the case that the source and test charges travel at sub-luminal speeds. If however one or both travel at super-luminal speeds, then the light-cone connections between the two may, at any time have more than two (i.e. advanced and retarded) legs. For the case that a single *source* is super-luminal, depending on its motion, it can look like multiple sources to a test charge, as depicted in Fig. 5b. Such motion would generate multiple advanced and retarded fields, whereupon Eq. (52) would be inapplicable.

VII. Some implications of the study

A. On the origin of inertial mass of electric charge

Recently, there have been speculations that the EM ZPF may play a fundamental role in forging the observed behavior of massive charge. These speculations are descendents in the lineage of Braffort and Marshall's [20-22] 'Stochastic Electrodynamics', (SED) wherein the EM ZPF is characterized as a classical noise field [23], and the resulting motion of the otherwise classical electron is examined for quantum-mechanical type behavior. The more recent efforts within SED of Haisch, Rueda, Puthoff and others [5-12] have focused on the possible emergence of inertial mass as a result of the immersion of a massless bare charge in the ZPF. Of relevance to those investigations is the observation (Eq. (38)) that a bare charge whose mass is initially zero cannot acquire mass solely as a result of interaction with a given noise field. This conclusion does not preclude the possibility that the EM ZPF may boost the mass from a small value. But it does mean that if the bare initial mass is *truly* zero, an explanation for the appearance of observed mass must be sought elsewhere. This statement should not be taken as a claim that inertial mass cannot be electromagnetic – it remains conceivable that the fields – effectively mutual interactions in the direct action form of EM – contain the energy characteristic of inertia. Rather, it *is* claimed that *unary* inertia, i.e. associated exclusively with individual charges taken one at a time, cannot arise out of interaction (of a massless bare charge) with a noise field.

These two possibilities can be distinguished by the signature of coherence in the EM fields: The mass-from-ZPF hypothesis is based on a totally incoherent field that cannot, therefore, 'contain' the sought-for inertial energy. (And since the structureless charge cannot contain the energy either - Eq. (38) – the program fails.) In fact, in the framework of direct action EM, the assumptions that the fields are given and random are both questionable. In any case, in direct action EM, since there are no independent vacuum modes, there can be no QED-style second quantization, and therefore no EM ZPF. Therefore a 'classicized' EM ZPF is a non sequitur in direct action EM, and should not be employed in the search for inertial mass from interaction with a noise field. By contrast if the EM fields are not (approximated as) a-priori totally random, the above

conclusions do not apply, and then it is conceivable that inertia may be found in the field energy - more or less localized around the charge.

B. Connection with QM

It was discussed above that the trajectory may reverse in ordinary time. Depending on the fields, it is then conceivable that both time and space reversals will be sufficiently ‘dense’ that the trajectory is a space-time-filling curve, in which case the identification of individual trajectory segments will no longer be possible. Instead, the accumulation of visits by the trajectory in space-time will, in the limit, form a continuous (differentiable) distribution of current that is a 4-vector field. That is, Eq. (2) may be regarded as a prescription for accumulating individual visits by the trajectory to a given space-time location y . Each visit contributes to the accumulating sum of each component of $j^\mu(y)$ the corresponding component of the 4-velocity of the trajectory at that point. If correspondence is to be attained between the space-time filling trajectory and the Dirac wavefunction, then obviously the four scalar components of the current corresponding to the net flux (in ordinal time) in each of the 3+1 dimensions are not the complete set of functional degrees of freedom to be varied in the action; such a description of the continuum limit of the trajectory must be too coarse. No attempt will be made here to establish a connection between the trajectory and the wavefunction, though it is speculated that if a successful correspondence *is* eventually made, then *measurement* - arguably the central paradox of QM - will be interpretable as selection of a particular thread of the dense trajectory.

C. On the Wheeler-Feynman fiat of no self action

It is recalled that a prerequisite for an allegedly massless condition for the classical charge is that self-action be denied, the same stance that was forced upon, and openly declared by, Wheeler and Feynman in their works on the theory of distant absorbers [16,17]. The causal flow is different however: In this investigation, the assumption of masslessness leads to no self-action and direct-action EM; in the Wheeler and Feynman investigation, the initial assumption of direct-action EM leads to no self-action, but not masslessness.

An important finding of this investigation is that the motion of the massless particle in a given EM field is that given in Eq. (35), wherein the classical charge to travel at both subluminal and *super-luminal* speeds. With reference to Fig. 5a, if the particle never achieves light speed, then clearly it will never cross *any* light cone emanating from *any* point on that trajectory. That is, the particle never sees its own light cone. By contrast, and with reference to Fig. 5b, a trajectory with superluminal segments *necessarily* intersects its own light cone. If the whole trajectory is deemed to be non-self-interacting, in accordance with the Wheeler-Feynman fiat of no self action, then these points of electromagnetic contact cannot contribute to the action. Yet these points of interaction are similar in character to the ‘genuine’ - and therefore admitted - points of contact between any two *different* trajectories (if indeed there are multiple, distinguishable trajectories, each with their own starting points and end points). The problem is that the no self action rule, necessary for masslessness of the bare charge, now impacts points of contact that are quite different to the infinitesimally

local - and therefore infinite - self-action that was the original target of the rule. In order that these distant points on the same trajectory conform to the fiat and be excluded from self action, it must be supposed that the trajectory, even after any number of time reversals, forever distinguish itself from other trajectories across all space-time, which requires in turn that each trajectory carry a unique label, quite apart from, and in addition to, its charge and state of motion. In addition to its intrinsic unattractiveness, this strategy is unappealing because it undermines the previous positive finding of this investigation, whereby all electrons and positrons can be described by just one trajectory.

D. Need for intrinsically selfless local action

In order to save the masslessness conjecture then, the alternative must be considered that electromagnetic contact may take place between distant points on the same trajectory, but no contact can take place at infinitesimally local points. This in turn requires that the Wheeler-Feynman fiat be modified from “no self action” to “no infinitesimally local self-action”. If this modified fiat can be implemented in a satisfactory manner, then there will be no need for more than one trajectory in the universe; a single trajectory can furnish the multiplicity of charged particles. Apart from the obvious parsimony, an additional advantage of having just one trajectory is that charge non-conservation is limited to a maximum of +/- one unit of charge at the t -times of the beginning and end the trajectory. And if this single trajectory is closed, then charge is conserved at all times – it is always zero.

For a single time-reversing trajectory to generate all the terms in the double sum in (5) requires that the action have the form

$$S_{all} = \int d\lambda \int d\kappa L(x(\kappa), x(\lambda), w(\kappa), w(\lambda)), \quad (55)$$

where, from Eq. (5), traditional direct-action EM gives

$$L\left(x(\kappa), x(\lambda), \frac{dx(\kappa)}{d\kappa}, \frac{dx(\lambda)}{d\lambda}\right) = -\frac{1}{8\pi} \delta\left((x(\kappa) - x(\lambda))^2\right) \frac{dx_\mu(\kappa)}{d\kappa} \frac{dx^\mu(\lambda)}{d\lambda} \quad (56)$$

(the signs of the charges have been absorbed into the signs of $dx_0(\lambda)/d\lambda$ and $dx_0(\kappa)/d\kappa$). The instantaneous self-action comes from $\lambda = \kappa$, where L is clearly singular. It is acknowledged that the singularity can be tamed by replacing the delta function with a form factor function, of which the relativistically covariant models by Schwinger [4] and Ibison [8] are examples. Both are in the spirit of Poincaré [3], and both imply the existence of unary non-electromagnetic forces ‘locally attributable’ to the charged particle, in order to oppose the force of self-repulsion. However, for a completely electromagnetic description of inertia, any charge ‘structure’ must therefore be due to the action of external EM fields. And, based upon the arguments presented in the introduction, those fields cannot be independent ‘vacuum fields’ in the sense, for example of a ‘classicized’ ZPF [23]. Rather, since bare-charge masslessness demands that EM is fundamentally a direct action, any external fields responsible for charge structure must be directly attributable to advanced and retarded influences from other charged particles.

This reasoning leads to the requirement that the instantaneous self-action be removed *altogether*, whilst the action between *different* parts of the same trajectory is retained. I.E., it requires that L in (56) be modified so that the limit as $\kappa \rightarrow \lambda$ exists and is zero:

$$L\left(x(\lambda), x(\lambda), \frac{dx(\lambda)}{d\lambda}, \frac{dx(\lambda)}{d\lambda}\right) = 0. \quad (57)$$

In addition, it is required that the L approaches that given in Eq. (56) when κ and λ are in some sense distant from each other. It turns out that these constraints are not hard to satisfy, and have been found to generate some interesting classical actions, details of which are in preparation for a future report. The bottom line is that it is possible to implement the Wheeler-Feynman fiat of no self-action to remove *selectively* the singular instantaneous self-action, whilst leaving in tact action at a distance between different segments of the same trajectory. The result is that a single classical trajectory can then generate the superluminal - and therefore potentially non-local - multi-particle behavior described above.

Acknowledgements

The author is grateful to H. E. Puthoff, S. R. Little, and A. Rueda for some very stimulating discussions.

References

- [1] R. P. Feynman, Phys Rev **76**, 749 (1949).
- [2] R. P. Feynman, R. B. Leyton, and M. Sands, in *The Feynman Lectures on Physics*, 1st ed., (Addison-Wesley, Reading, MA, 1964), Vol. 2, Chap. 28.
- [3] H. Poincaré, Comptes Rendue **140**, 1504 (1905).
- [4] J. Schwinger, Found Phys **13**, 373 (1983).
- [5] B. Haisch, A. Rueda, and H. E. Puthoff, Phys Rev A **49**, 678 (1994).
- [6] B. Haisch and A. Rueda, in *Causality and Locality in Modern Physics*, Edited by G. Hunter, S. Jeffers, and J. P. Vigiér (Kluwer Academic, Dordrecht, 1998), Vol. 97.
- [7] B. Haisch, A. Rueda, and Y. Dobyns, Annalen der Physik **10**, 393 (2001).
- [8] M. Ibison, in *Gravitation and Cosmology: From the Hubble Radius to the Planck Scale*, in press ed., Edited by G. Hunter, M. Kafatos, J. P. Vigiér, and R. L. Amoroso (Kluwer Academic, Dordrecht, 2002).
- [9] R. Matthews, Science **263**, 612 (1994).
- [10] A. Rueda and B. Haisch, Found Phys **28**, 1057 (1998).
- [11] A. Rueda and B. Haisch, Phys Lett A **240**, 115 (1998).
- [12] A. Rueda and B. Haisch, in *Causality and Locality in Modern Physics*, Edited by G. Hunter, S. Jeffers, and J. P. Vigiér (Kluwer Academic, Dordrecht, 1998), Vol. 97.

- [13] A. D. Fokker, *Zeits f Phys* **58**, 386 (1929).
- [14] K. Schwarzschild, *Gottinger Nachrichten* **128**, 132 (1903).
- [15] H. Tetrode, *Zeits f Phys* **10**, 317 (1922).
- [16] J. A. Wheeler and R. P. Feynman, *Rev Mod Phys* **17**, 157 (1945).
- [17] J. A. Wheeler and R. P. Feynman, *Rev Mod Phys* **21**, 425 (1949).
- [18] J. D. Jackson, in *Classical Electrodynamics*, 3rd ed., (John Wiley & Sons, Inc., New York, 1998).
- [19] A. O. Barut, in *Electrodynamics and Classical Theory of Fields and Particles*, (Dover, New York, 1980).
- [20] P. Braffort, M. Spighel, and C. Tzara, *Comptes Rendue* **239**, 157 (1954).
- [21] T. W. Marshall, *Proc R Soc Lond A* **275**, 475 (1963).
- [22] T. W. Marshall, *Proc Cam Phil Soc* **61**, 537 (1965).
- [23] M. Ibison and B. Haisch, *Phys Rev A* **54**, 2737 (1996).

Figure Captions

- Figure 1 Correspondence between the trajectory in 3+1+1 and its projection onto 3+1.
- Figure 2 A trajectory that reverses in ordinary time may be interpreted as giving rise to pair creation and pair destruction events.
- Figure 3 In the interior of the circle, the bracketed symbols denote (sign of charge, sign of $dt/d\tau$, sign of velocity, speed: $>$ or $<$ speed of light). The sign of the charge must be the same throughout the circle, but can take either value in the absence of any other context- the choice that it is positive is arbitrary. In the exterior of the circle, the bracketed symbols denote the CPT-invariant alternative designation in which $dt/d\tau$ is always positive. The sign of the charge is decided, given the (arbitrary) choice made for the interior labeling.
- Figure 4 Orbit of massless charge in a field due to a single electric charge with a magnetic dipole.
- Figure 5 (a) Sub-luminal trajectory showing light cones from three selected space-time points.
- Figure 5 (b) Super-luminal speeds necessarily give rise to self-interaction, shown here by dashed lines connecting selected space-time points (circles) on the trajectory.

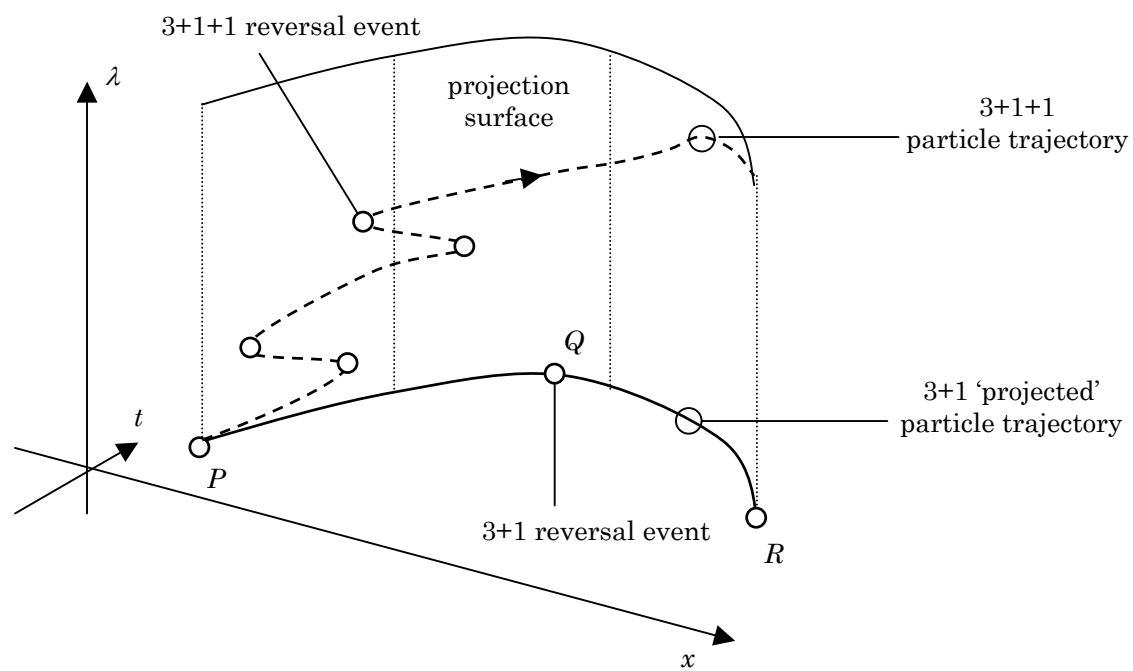


Fig. 1
Michael Ibison
Phys. Rev. E

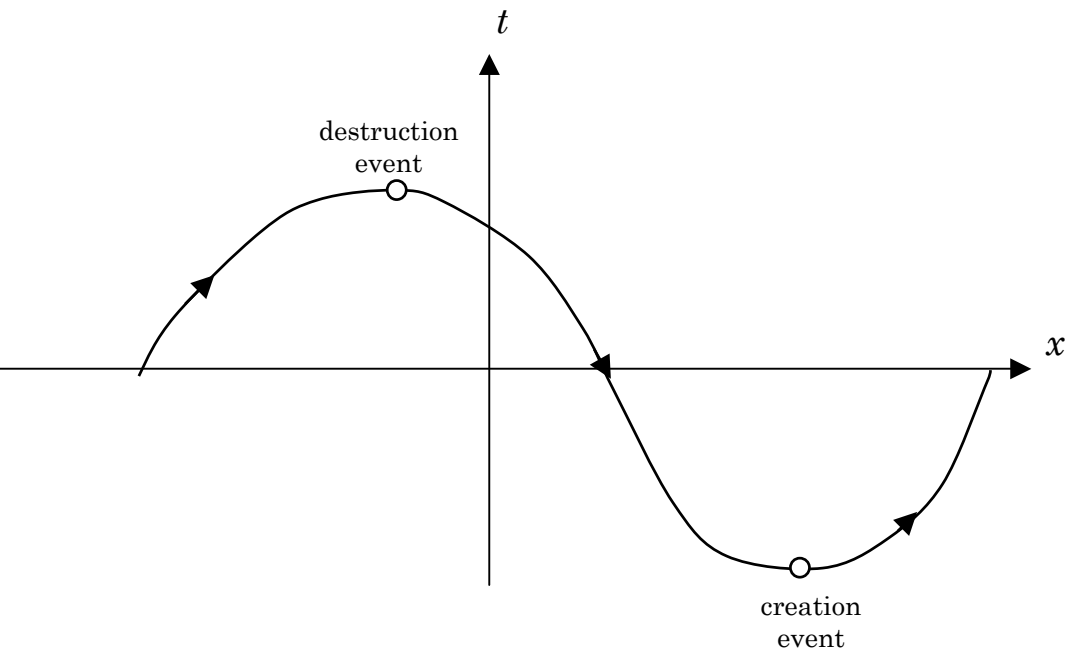


Fig. 2
Michael Ibison
Phys. Rev. E

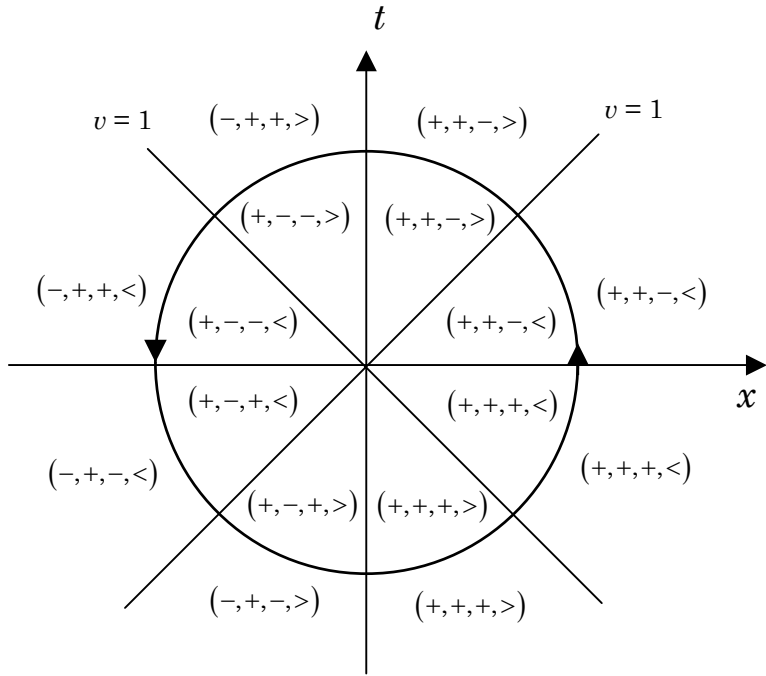


Fig. 3
Michael Ibison
Phys. Rev. E

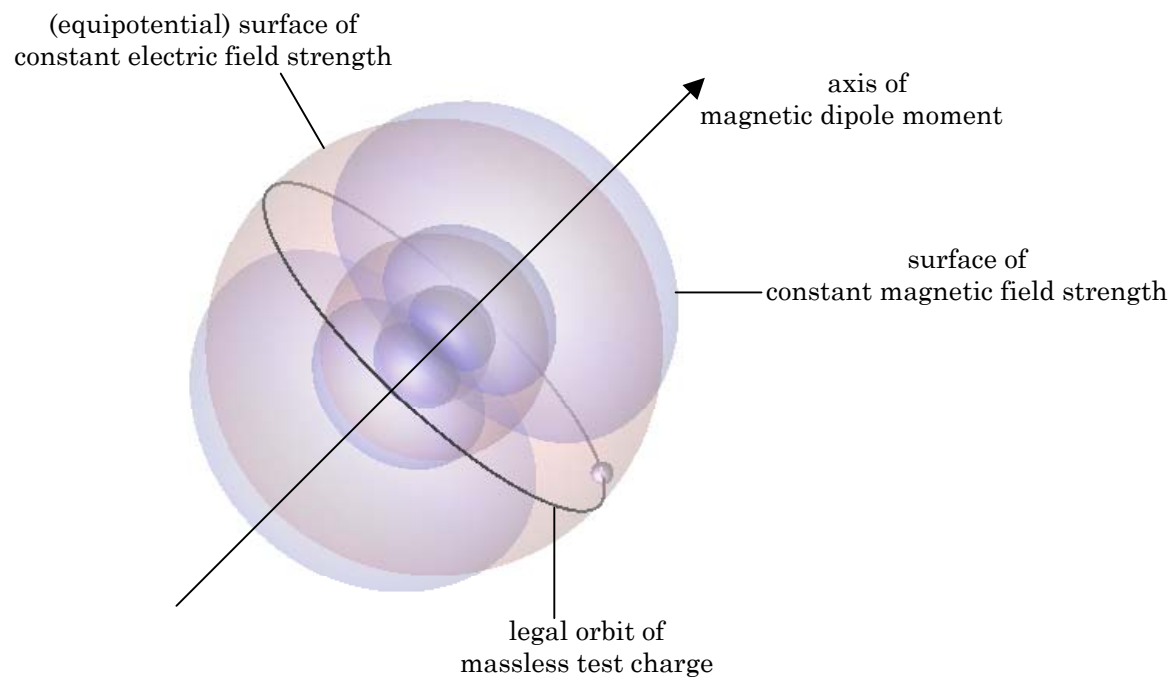


Fig. 4
Michael Ibison
Phys. Rev. E

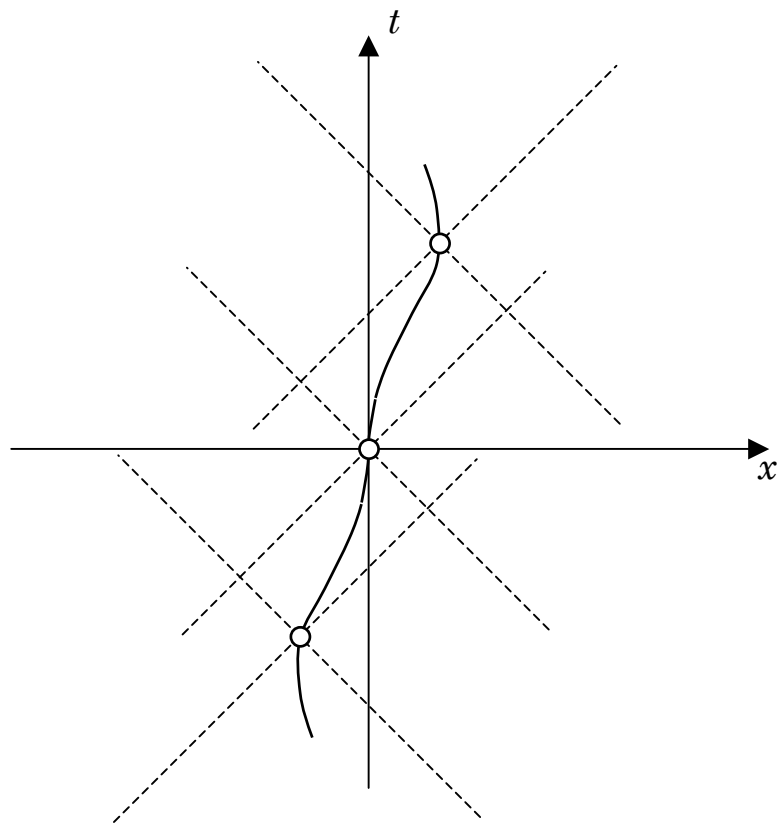


Fig. 5 (a)
Michael Ibison
Phys. Rev. E

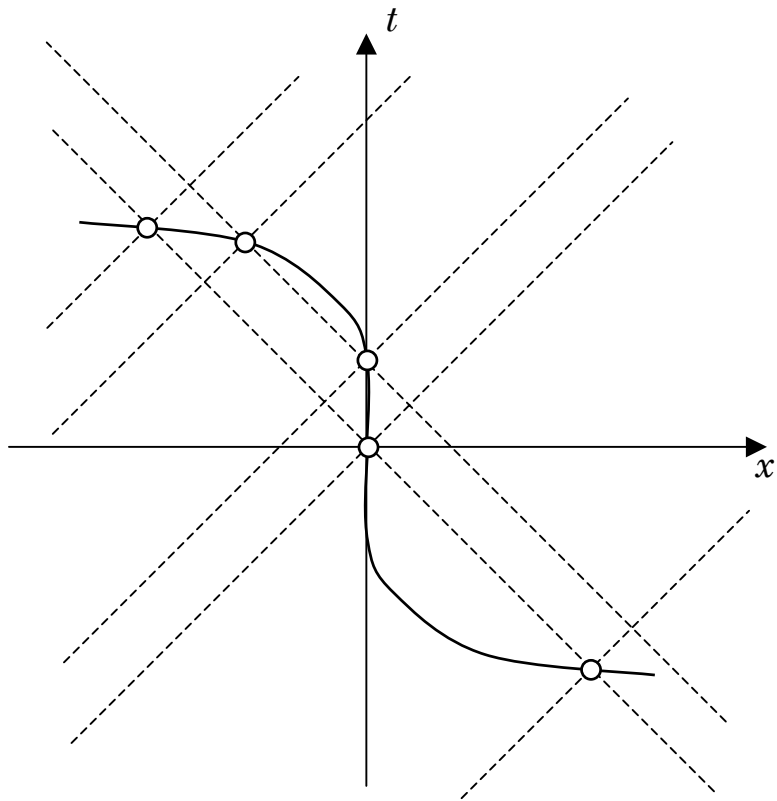


Fig. 5 (b)
Michael Ibison
Phys. Rev. E