

A walk in the parameter space of L–H transitions without stepping on or through the cracks

BALL Rowena and DEWAR Robert L.

Department of Theoretical Physics and Plasma Research Laboratory

Research School of Physical Sciences & Engineering

The Australian National University, Canberra ACT 0200 Australia

e-mail: Rowena.Ball@anu.edu.au, Robert.Dewar@anu.edu.au

Abstract

A mathematically and physically sound three-degree-of-freedom dynamical model that emulates low- to high-confinement mode (L–H) transitions is elicited from a singularity theory critique of earlier fragile models. We construct a smooth map of the parameter space that is consistent both with the requirements of singularity theory and with the physics of the process. The model is found to contain two codimension 2 organizing centers and two Hopf bifurcations, which underlie dynamical behavior that has been observed around L–H transitions but not mirrored in previous models. The smooth traversal of parameter space provided by this analysis gives qualitative guidelines for controlling access to H-mode and oscillatory régimes.

I. INTRODUCTION

A unified, low-dimensional description of the dynamics of L–H transitions [1] would be a valuable aid for the predictive design and control of confinement states in fusion plasmas. In this work we report significant progress made toward this goal by developing the singularity theory approach to modeling L–H transitions that was introduced in [2]. The results give new insights into the role of energy exchange and dissipation in the onset, evanescence, and extinction of discontinuous and oscillatory action in confined plasmas.

The title of this paper refers to the philosophy of singularity theory [3] as applied to dynamical models: that paths through parameter space should be smooth and continuous, and that parameters should be independent and not fewer than the codimension* of the system.

Since 1988 [4] many efforts have been made to derive unified low-dimensional dynamical models that mimic L–H transitions and/or associated oscillatory behavior [5–21]. All of these models have contributed to the current view in which the coupled evolution of poloidal shear flow and turbulence establishes a transport barrier. However, as was shown in [2], the models often founder at singularities. Consequently, much of the discussion in the literature concerning the bifurcation properties of L–H transition models is qualitatively wrong.

We examine the bifurcation structure of a semi-empirical dynamical model for L–H transitions [8], and find it needs two major operations to give it mathematical consistency: (1) a degenerate singularity is identified and unfolded, (2) the dynamical state space is expanded to three dimensions.

We then analyse the bifurcation structure of the enhanced model obtained from these operations, the BD model, and find it consistent with many known features of L–H transitions. In particular, this is the first model that can emulate the onset and *abatement* of oscillations in H-mode, and direct jumps to oscillatory H-mode [22,23].

II. BIFURCATION STRUCTURE OF THE DLCT MODEL

This paradigmatic 2-dimensional model [8] comprises an evolution equation for the turbulence coupled with an equation for the flow shear dynamics derived from the poloidal momentum balance:

$$\frac{dN}{dt} = \gamma N - \alpha FN - \beta N^2 \quad (1)$$

$$\frac{dF}{dt} = \alpha FN - \mu F. \quad (2)$$

N is the normalized level of density fluctuations, F is the square of the averaged $\mathbf{E} \times \mathbf{B}$ poloidal flow shear. The fluctuations grow linearly with coefficient γ and are damped quadratically with coefficient β . The exchange coefficient α is related to the Reynolds stress, and the damping rate μF is due to viscosity.[†]

Following the procedure outlined in [2] we form the bifurcation function $g = X(F, \gamma)$, and identify the singular points where $g = g_F = 0$. We find the unique physical singularity $(F, \gamma)_T = (0, \beta\mu/\alpha)$, which satisfies the additional defining conditions for a transcritical bifurcation:

$$g_\gamma = 0, \quad g_{FF} \neq 0, \quad \det d^2g < 0, \quad (3)$$

where $\det d^2g$ is the Hessian matrix of second partial derivatives with respect to F and γ . Evaluating (3) at T gives $g_\gamma = 0$, $g_{FF} = -2\alpha^2/\beta$, $\det d^2g = -\alpha^2/\beta^2$. The bifurcation diagram showing the transcritical point T is plotted in Fig. 1a. (In this and subsequent diagrams stable solutions are indicated by continuous lines and unstable solutions by dashed lines.)

However, Fig. 1a does not represent the complete bifurcation structure of the DLCT model because of the following generic property of the transcritical bifurcation: *it is non-persistent to an arbitrarily small perturbation*. Since the poloidal shear flow v' is symmetric under the transformation $v' \rightarrow -v'$ it is appropriate to introduce the perturbation term $\varphi F^{1/2}$. (Note

that $F \propto v'^2$.) Thus, the modified DLCT model is

$$\frac{dN}{dt} = \gamma N - \alpha FN - \beta N^2 \quad (1)$$

$$\frac{dF}{dt} = \alpha FN - \mu F + \varphi F^{1/2}. \quad (4)$$

The perturbation term in Eq. 4 represents a physically inevitable source of shear flow that breaks the symmetry of the internal shear flow generation and loss rates. The physics comes from non-ambipolar ion orbit losses that produce a driving torque for the shear flow. This contribution to the total shear flow evolution can be quite large [24], and in fact the early models for L–H transitions relied exclusively on a large, nonlinear ion orbit loss rate [4,5]. However, ion orbit loss alone cannot explain turbulence suppression. Here we treat this term as part of a more complete picture of L–H transition dynamics, and emphasize its symmetry-breaking nature by assigning the simplest consistent form to it while recognizing that φ may be a nonlinear function $\varphi(\zeta)$, where ζ may include dynamical variables and parameters.

Some bifurcation diagrams for increasing values of φ are plotted in Fig. 1b–d. We see immediately that solution of one problem causes another: a nonzero perturbation term does indeed unfold the degenerate singularity T , but it releases *another* degenerate singularity T^s .

Before proceeding with a treatment of the new bifurcation T^s we highlight three important issues:

1. Since φ is inevitably nonzero in experiments, no transition can occur at all in the vicinity of T , neither first-order or second-order, contrary to what is stated in [8].
2. Both N and F change continuously with γ in the same direction. The fact that T is a transcritical bifurcation tells us that only two parameters — φ and any one of the other parameters — are required to define the qualitative structure of the problem. The bifurcation diagram with N as state variable is plotted in Fig. 2,

which should be compared with Fig. 1c. As it stands, the model therefore cannot emulate turbulence stabilization by the shear flow, contrary to what is stated in [8].

3. To ascertain whether the model can exhibit periodic dynamics as stated in [8] we look for a pair of purely complex conjugate eigenvalues. For Eqs 1 and 4 the defining conditions for Hopf bifurcations may be expressed as

$$g = \text{tr}J = 0, \quad \det J > 0, \quad \frac{d}{d\gamma}\text{tr}J \neq 0, \quad (5)$$

where J is the Jacobian matrix. We find that $\det J < 0$ where the equalities in Eq. 5 are fulfilled, therefore oscillatory dynamics arising from Hopf bifurcations cannot occur.

This does not rule out the possible existence of periodic behavior arising from rare and pathological causes. According to Dulac's criterion [25] Eqs 1 and 4 possess *no* periodic solutions arising from *any* cause if there exists \mathfrak{D} such that the quantity

$$S = \frac{\partial}{\partial N}(\mathfrak{D}W) + \frac{\partial}{\partial F}(\mathfrak{D}Y) \quad (6)$$

never changes sign. Here $W = W(N, F) \equiv dN/dt$, $Y = Y(N, F) \equiv dF/dt$, and the Dulac function $\mathfrak{D} = \mathfrak{D}(N, F)$ is a real positive function. Choosing $\mathfrak{D} = 1$ we find that

$$S = \alpha(N - F) - 2N\beta + \gamma - \mu + \varphi F^{-1/2}/2, \quad (7)$$

which clearly can switch sign. However, there may exist a more exotic Dulac function that forbids a change of the sign of S . We have not found oscillatory solutions numerically in this system.

Returning to the new singularity T^s we find that it is also a transcritical bifurcation: the conditions (3) evaluated at $(F, \gamma)_{T^s} = (\varphi^2/\mu^2, \alpha\varphi^2/\mu^2)$ yield $g_\gamma = 0$, $g_{FF} = -\beta\mu^6/(2\alpha^2\varphi^4) - \mu^3/\varphi^2$, $\det d^2g = -\mu^6/(4\alpha^2\varphi^4)$. Does the DLCT model therefore require a *second* perturbation term, this time to Eq. 1, to unfold T^s ?

We remark here that often there is more than one universal unfolding for a given bifurcation problem, and we turn to the physics to decide which is physically consistent. For the perturbation in Eq. 4 that unfolded T we chose the form $\varphi F^{1/2}$ because it is physically inevitable that the symmetry $v' \rightarrow -v'$ be broken. However, there is no matching physics for a similar term in Eq. 1. Another possibility is that T^s is spurious, created by an unwarranted collapse of a larger state space. This idea leads to a suggestion that *is* supported by the physics, that another dynamical variable is intrinsic to a low-dimensional description of L–H transition dynamics.

III. INTRINSIC 3-DIMENSIONAL DYNAMICS OF L–H TRANSITIONS

We introduce the the third dynamical variable by assuming that $\gamma = \gamma(P)$, where P is the pressure gradient, as have a number of other authors [9,14,13,12,20]. Assuming the simplest evolution of P and that $\gamma(P) = \gamma P$, we arrive at the following augmented model, obtained purely from dynamical and physical considerations:

$$\varepsilon \frac{dP}{dt} = q - \gamma PN \quad (8)$$

$$\frac{dN}{dt} = \gamma PN - \alpha FN - \beta N^2 \quad (9)$$

$$\frac{dF}{dt} = \alpha FN - \mu F + \varphi F^{1/2}. \quad (4)$$

In Eq. 8 q is the power input and ε is a dimensionless parameter that regulates the contribution of the pressure gradient dynamics to the overall evolution. The dynamics is essentially 3-dimensional with $\varepsilon \approx O(1)$, but for $\varepsilon \ll 1$ or $\varepsilon \gg 1$ the system can evolve in two timescales: 1. The original “slow” time t . For $\varepsilon \rightarrow 0$, $\varepsilon dP/dt \approx 0$ and $P \approx q/(\gamma N)$. The system collapses smoothly to

$$\frac{dN}{dt} = q - \alpha FN - \beta N^2 \quad (10)$$

$$\frac{dF}{dt} = \alpha FN - \mu F + \varphi F^{1/2}. \quad (4)$$

The organizing center is the unique transcritical bifurcation $(F, q, \varphi)_T = (0, \beta\mu^2/\alpha^2, 0)$, the spurious T^s is non-existent, and there are no Hopf bifurcations. For $\varepsilon \gg 1$ we define $\delta \equiv 1/\varepsilon$ and multiply Eq. 8 through by δ ; taking the limit as $\delta \rightarrow 0$ gives $dP/dt \approx 0$, from which $P = P_0$. We recover the same form as Eqs 1 and 4,

$$\frac{dN}{dt} = \gamma P_0 N - \alpha F N - \beta N^2 \quad (1')$$

$$\frac{dF}{dt} = \alpha F N - \mu F + \varphi F^{1/2}, \quad (4)$$

along with the “good” bifurcation T and the “bad” bifurcation T^s — therefore we suggest that this is a non-physical limit for ε .

2. In “fast” time $\tau \equiv \varepsilon/t$ and, recasting the system accordingly, it can be seen that on this timescale the dynamics becomes 1-dimensional in P in both limits.

The organizing center of the bifurcation problem obtained from Eqs 8, 9, and 4 is the unique transcritical bifurcation $(F, q, \varphi)_T = (0, \beta\mu^2/\alpha^2, 0)$, $g_{FF} = -\alpha^2/\beta$, $\det d^2g = -\alpha^4/(4\beta^2\mu^2)$, and the spurious singularity T^s is non-existent. We now have the bones of an improved dynamical model for L–H transitions, but it still does not emulate the following characteristics of L–H transitions: (a) Hysteresis: Since there is no non-trivial point where $g_{FF} = 0$ it cannot model discontinuous transitions or classical hysteretic behavior. (b) Oscillations in H-mode: These have not been found numerically. In a 3 - dimensional dynamical system it is, of course, very difficult to prove that oscillatory solutions do *not* exist.

Evidently we need *more* nonlinearity or *higher order* nonlinearity to produce enough competitive interaction. To obtain multiple solutions, at least, the bifurcation equation g should map to the normal form for the pitchfork bifurcation $h = \pm x^3 \pm \lambda x$.

Several authors have taken the viscosity coefficient as a function of the pressure gradient, but usually it is treated as a constant. In [12] the viscosity was considered to be the sum of

neoclassical and anomalous or turbulent contributions, both with separate power-law dependences on the pressure gradient. We shall adopt this bipartite form and in Eq. 4 take

$$\mu = \mu(P) = \mu_{\text{neo}}P^n + \mu_{\text{an}}P^m. \quad (11)$$

Equations 8, 9 and 4 with (11) comprise the BD model.

The values of the exponents n and m are not precisely known empirically or from theory. In [26] μ_{an} is given as having a $P^{3/2}$ dependence, but is also subject to the additional influence of a P -dependent curvature factor. In this work we take $n = -3/2$ as in [12] and $m = 5/2$.

IV. BIFURCATION STRUCTURE OF THE BD MODEL

The bifurcation problem obtained from the BD model contains two codimension 2 organizing centers:

1. The defining conditions for the pitchfork,

$$g = g_F = g_{FF} = g_q = 0, \quad g_{FFF} \neq 0, \quad g_{Fq} \neq 0, \quad (12)$$

find this singularity occurring at $(F, q, \beta, \varphi)_\varphi = (0, 8\mu_{\text{an}}^{1/8} \mu_{\text{neo}}^{7/8} \gamma / (7^{7/8} \alpha), (7^{3/8} \alpha \gamma) / (8\mu_{\text{an}}^{5/8} \mu_{\text{neo}}^{3/8}), 0)$, $g_{FFF} = -12(7^{7/8}) \mu_{\text{an}}^{7/8} \mu_{\text{neo}}^{1/8} \gamma / \alpha$, $g_{Fq} = 2(7\mu_{\text{an}}/\mu_{\text{neo}})^{1/4}$. The pitchfork φ becomes a transcritical bifurcation T^l away from the critical value of β .

2. Another transcritical bifurcation T^u occurs at $(F, q, \varphi)_{T^u} = (0, P^2 \gamma / \beta, 0)$, $g_{FF} = -2P\gamma^3(7P^{5/2} \alpha \gamma - 8\mu_{\text{neo}} \beta) / (P^{7/2} \alpha \beta \gamma^2)$, $\det d^2g = -(-3P^{5/2} \alpha \gamma + 8\mu_{\text{neo}} \beta)^2 / (4P^7 \alpha^2 \gamma^2)$.

T^l and T^u are annihilated at a second codimension 2 bifurcation. The defining conditions for this point are

$$g = g_F = g_q = \det d^2g = 0, \quad g_{FF} \neq 0, \quad g_{Fq} \neq 0 \quad (13)$$

At this point we find $(F, q, \beta, \varphi) =$

$$\begin{aligned}
& (0, (8(7^{1/8})\mu_{\text{neo}}\gamma)/(3\alpha(\mu_{\text{neo}}/\mu_{\text{an}})^{1/8}), \\
& 3(\mu_{\text{neo}}/\mu_{\text{an}})^{5/8}\alpha\gamma/(8(7^{5/8}\mu_{\text{neo}})), 0), \\
g_{FF} &= -64(7\mu_{\text{an}})^{5/8}\mu_{\text{neo}}^{3/8}\gamma/(3\alpha), \quad g_{Fq} = \\
& 4(7\mu_{\text{an}}/\mu_{\text{neo}})^{1/4}.
\end{aligned}$$

In Fig 3a the partially perturbed bifurcation diagram is plotted, showing the lower and upper transcritical bifurcations T^l and T^u . In Fig. 3b the fully perturbed, physical bifurcation diagram is plotted, where $\varphi > 0$. There are also *two* Hopf bifurcations on the upper H-mode branch in Fig. 3 linked by a branch of stable limit cycles. The dotted lines mark the maximum and minimum amplitude trace of the limit-cycle branch. This reflects the passage through an oscillatory régime that is often observed in experiments.

Since it is a codimension 2 bifurcation problem, the qualitative structure is fully defined by q and two auxiliary parameters. One of these is obviously φ , the other may be any one of the other parameters. We choose β because we are interested in the effects of poor turbulence dissipation (i.e. low β). Figure 4 illustrates how a jump can occur directly to oscillatory states, a phenomenon which is frequently observed.

Figure 5, to be compared with Fig. 3b, shows that the BD model does indeed reflect shear flow suppression of turbulence.

V. DISCUSSION AND CONCLUSIONS

A dynamical model that emulates much of the typical behavior around L–H transitions has been elicited from an earlier fragile model that had serious flaws by considering the relationship between bifurcation structure and the physics of the process. Built in to this model are the following major dynamical features of L–H transitions:

1. Discontinuous, hysteretic transitions, or smooth changes with power input, depending on the degree of turbulence dissipation β , or equivalently, the viscosity.

2. Two Hopf bifurcations in H-mode. It is the first model that can emulate the onset *and* abatement of oscillatory behavior, and a transition di-

rectly into oscillatory H-mode.

3. Turbulence suppression by the shear flow.
4. A maximum in the shear flow generated by the turbulence, followed by a decrease as the power input flowing to the turbulence is raised.
5. Turbulence generation from non-ambipolar losses.

Finally, we note that the existence of *two* codimension 2 bifurcations is suggestive: Should there be an expansion of the system, perhaps expressing fluctuations of the magnetic field, that creates (or annihilates) the two bifurcations at a codimension 3 singularity? In other words, does a more complete model contain an organizing center of higher order? In singularity theory we persevere in seeking higher order behavior: that is how the relationship between a model and the process it represents is tracked. This question is currently under investigation.

REFERENCES

- * Codimension is defined as the minimum number of independent auxiliary parameters required for a universal unfolding of the most degenerate singularity, or organizing center, in the system. A universal unfolding captures all possible qualitative bifurcation states of a given bifurcation problem.
- † To avoid confusion in later discussion some minor changes to the original notation have been made. Also, for convenience a factor of 2 is absorbed into the coefficients, that arises because the dynamical variables are squared quantities, implying that the phase space is restricted to the first quadrant.
- [1] J. W. Connor and H. R. Wilson, *Plasma Phys. Control. Fusion* **42**, R1 (2000).
- [2] R. Ball and R. L. Dewar, *Phys. Rev. Lett.* **84**, 3077 (2000).
- [3] M. Golubitsky and D. G. Schaeffer, *Singularities and Groups in Bifurcation Theory* (Springer-Verlag, New York, 1985), Vol. 1.
- [4] S.-I. Itoh and K. Itoh, *Phys. Rev. Lett.* **60**, 2276 (1988).
- [5] K. Shaing and E. J. Crume, *Phys. Rev. Lett.* **63**, 2369 (1989).
- [6] F. L. Hinton, *Phys. Fluids B* **3**, 696 (1991).
- [7] A. Y. Dnestrovskij, V. V. Parail, and I. A. Vojtsekhovich, *Plasma Physics and Controlled Nuclear Fusion Research* **2**, 371 (1992).
- [8] P. H. Diamond, Y. M. Liang, B. A. Carreras, and P. W. Terry, *Phys. Rev. Lett.* **72**, 2565 (1994).
- [9] B. Carreras, P. Diamond, Y.-M. Liang, V. Lebedev, and D. Newman, *Plasma Phys. Control. Fusion* **36**, A93 (1994).
- [10] O. Pogutse, W. Kerner, V. Gribkov, S. Bazdenkov, and M. Osipenko, *Plasma Phys. Control. Fusion* **36**, 1963 (1994).
- [11] I. A. Vojtsekhovich, A. Y. Dnestrovskij, and V. V. Parail, *Nuclear fusion* **35**, 631 (1995).
- [12] H. Sugama and W. Horton, *Plasma Phys. Control. Fusion* **37**, 345 (1995).
- [13] V. Lebedev, P. Diamond, and I. Gruzina, *Phys. Plasmas* **2**, 3345 (1995).
- [14] F. A. Haas and A. Thyagaraja, *Plasma Phys. Control. Fusion* **37**, 415 (1995).
- [15] J. F. Drake, Y. T. Lau, P. N. Guzdar, A. B. Hassam, S. V. Novakovski, B. Rogers, and A. Zeiler, *Phys. Rev. Lett.* **77**, 494 (1996).
- [16] G. Hu and W. Horton, *Phys. Plasmas* **4**, 3262 (1997).
- [17] A. Takayama, T. Unemura, and M. Wakatani, *Plasma Phys. Control. Fusion* **40**, 775 (1998).
- [18] O. J. W. F. Kardaun, J. W. P. F. Kardaun, S. I. Itoh, and K. Itoh, in *ICPP&25th EPS Conf. on Contr. Fusion and Plasma Physics* (ECA Vol. 22C, Praha, 29 June–3 July, 1998), pp. 1975–1978.
- [19] G. M. Staebler, *Nuclear Fusion* **39**, 815 (1999).
- [20] A. Thyagaraja, F. A. Haas, and D. J. Harvey, *Physics of Plasmas* **6**, 2380 (1999).
- [21] A. Ödöblom, D. Anderson, M. Lisak, and M. Tendler, *Physics of Plasmas* **6**, 3521 (1999).
- [22] H. Zohm, W. Suttrop, K. Buchl, H. J. deBlank, O. Gruber, A. Kallenbach, V. Mertens, F. Ryter, and M. Schittenhelm, *Plasma Phys. Control. Fusion* **37**, 437 (1995).
- [23] M. G. Shats and D. L. Rudakov, *Phys. Rev. Lett.* **79**, 2690 (1997).
- [24] T. P. Kiviniemi, J. A. Heikkinen, A. G. Peeters, T. Kurki-Suonio, and S. K. Sipilä, *Plasma Physics and Controlled Fusion* **42**, A185 (2000).
- [25] D. W. Jordan and P. Smith, *Nonlinear ordinary Differential Equations*, 2nd ed. (Clarendon Press, Oxford, 1987).
- [26] K. Itoh, S.-I. Itoh, and A. Fukuyama, *Transport and structural formation in plasmas* (IOP Publishing Ltd, Bristol, U.K., 1999).

Acknowledgment: This work is supported by an Australian Research Council Postdoctoral Fellowship.

FIGURES

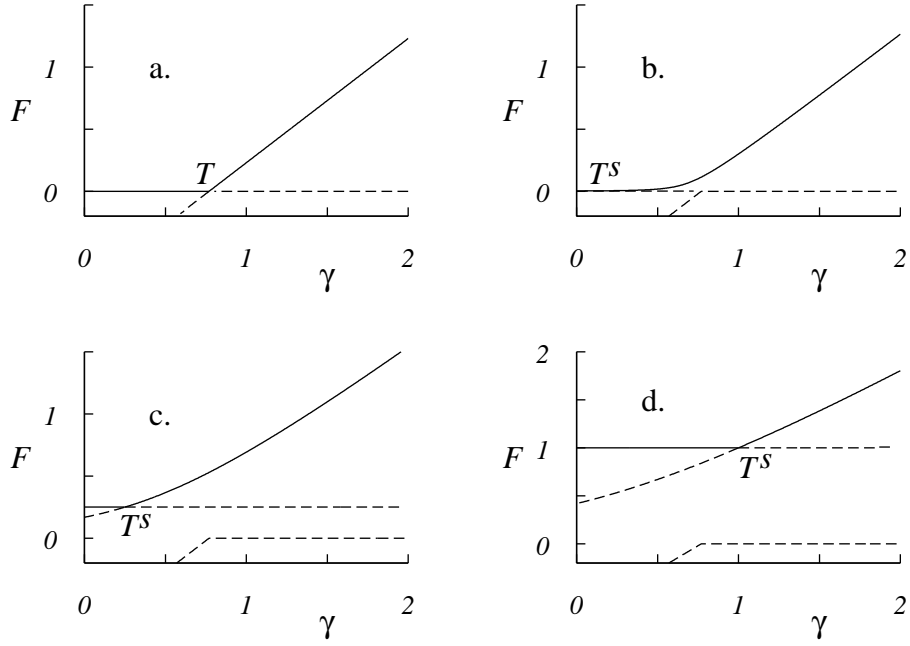


FIG. 1. Bifurcation diagrams of the DLCT model showing how a perturbation of the shear flow unfolds T but introduces T^s . $\alpha = 1$, $\beta = 0.77$, $\mu = 1$. a. $\varphi = 0$, b. $\varphi = 0.05$, c. $\varphi = 0.5$, d. $\varphi = 1$. The region $F < 0$ is not within the phase space but is included to make the nature of T clearer.

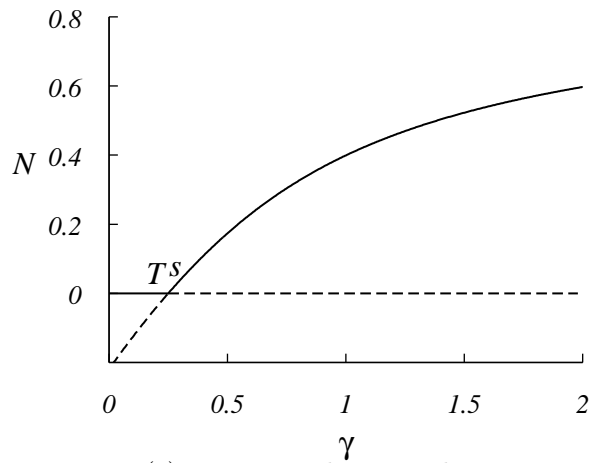


FIG. 2. Same as Fig. 1(c) except with N as the state variable. The region $N < 0$ is not within the phase space but is included to make the nature of T^S clearer.

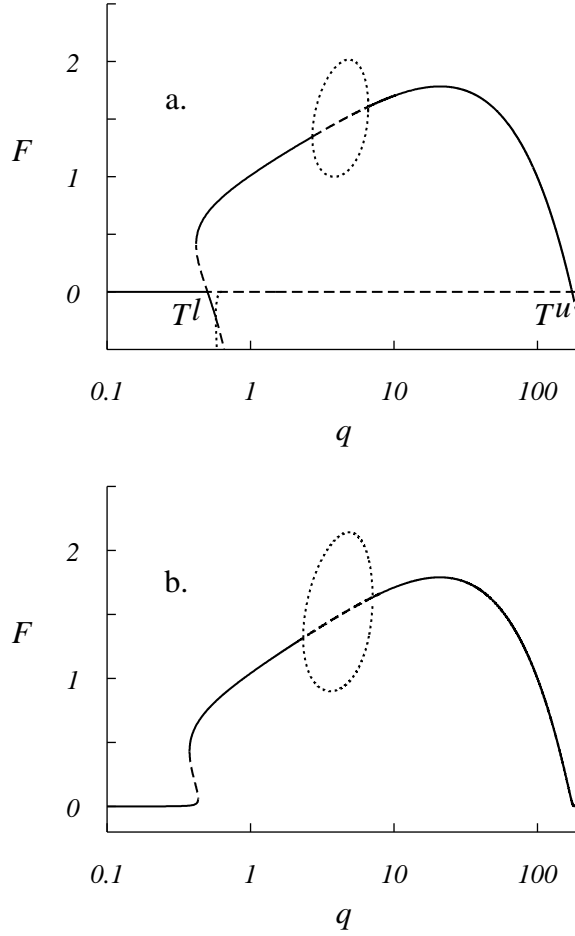


FIG. 3. Bifurcation diagrams BD model. $\alpha = 2.4, \beta = 1, \gamma = 1, \varepsilon = 1, \mu_{\text{neo}} = 1, \mu_{\text{an}} = 0.05, n = -1.5, m = 2.5$. a. Bifurcation structure of the partially perturbed system, with $\varphi = 0$. b. $\varphi = 0.05$. For clarity the lower unstable branches are not plotted in (b).

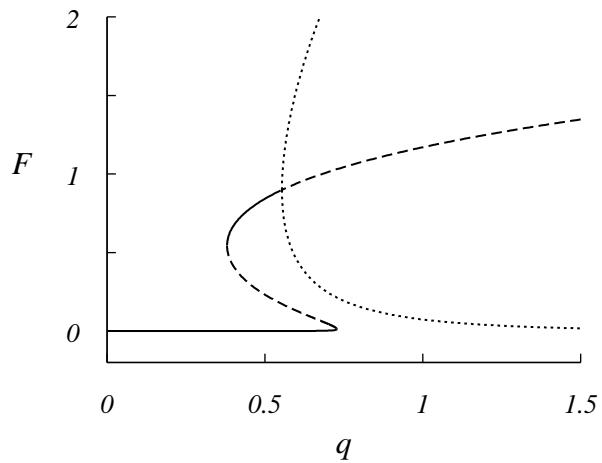


FIG. 4. Under extreme conditions, where the turbulence dissipation rate is low relative to the generation rate, the jump at the lower limit point can occur directly to an oscillatory state on the H-mode branch. $\beta = 0.1$, other parameters as for Fig. 3.

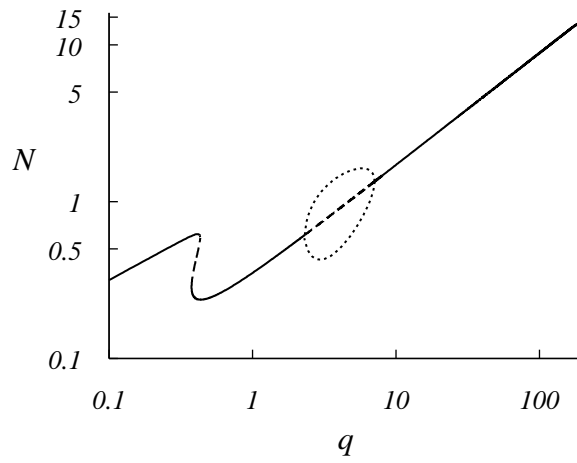


FIG. 5. Same as Fig. 3, except with N as state variable.