

Predictability, complexity and learning

William Bialek,¹ Ilya Nemenman,^{1,2} and Naftali Tishby^{1,3}

¹NEC Research Institute, 4 Independence Way, Princeton, New Jersey 08540

²Department of Physics, Princeton University, Princeton, New Jersey 08544

³School of Computer Science and Engineering, and Center for Neural Computation,
Hebrew University, Jerusalem 91904, Israel

November 26, 2024

We define *predictive information* $I_{\text{pred}}(T)$ as the mutual information between the past and the future of a time series. Three qualitatively different behaviors are found in the limit of large observation times T : $I_{\text{pred}}(T)$ can remain finite, grow logarithmically, or grow as a fractional power law. If the time series allows us to learn a model with a finite number of parameters, then $I_{\text{pred}}(T)$ grows logarithmically with a coefficient that counts the dimensionality of the model space. In contrast, power-law growth is associated, for example, with the learning of infinite parameter (or nonparametric) models such as continuous functions with smoothness constraints. There are connections between the predictive information and measures of complexity that have been defined both in learning theory and in the analysis of physical systems through statistical mechanics and dynamical systems theory. Further, in the same way that entropy provides the unique measure of available information consistent with some simple and plausible conditions, we argue that the divergent part of $I_{\text{pred}}(T)$ provides the unique measure for the complexity of dynamics underlying a time series. Finally, we discuss how these ideas may be useful in different problems in physics, statistics, and biology.

Contents

1	Introduction	3
2	A curious observation	5
3	Fundamentals	7
4	Learning and predictability	13
4.1	A test case	14
4.2	Learning a parameterized distribution	18
4.3	Learning a parameterized process	23
4.4	Taming the fluctuations	24
4.5	Beyond finite parameterization: general considerations	29
4.6	Beyond finite parameterization: example	31
5	I_{pred} as a measure of complexity	35
5.1	Complexity of statistical models	35
5.2	Complexity of dynamical systems	37
5.3	A unique measure of complexity?	39
6	Discussion	43
7	References	48

1 Introduction

There is an obvious interest in having practical algorithms for predicting the future, and there is a correspondingly large literature on the problem of time series extrapolation.¹ But prediction is both more and less than extrapolation: we might be able to predict, for example, the chance of rain in the coming week even if we cannot extrapolate the trajectory of temperature fluctuations. In the spirit of its thermodynamic origins, information theory (Shannon 1948) characterizes the potentialities and limitations of all possible prediction algorithms, as well as unifying the analysis of extrapolation with the more general notion of predictability. Specifically, we can define a quantity—the *predictive information*—that measures how much our observations of the past can tell us about the future. The predictive information characterizes the world we are observing, and we shall see that this characterization is close to our intuition about the complexity of the underlying dynamics.

Prediction is one of the fundamental problems in neural computation. Much of what we admire in expert human performance is predictive in character—the point guard who passes the basketball to a place where his teammate will arrive in a split second, the chess master who knows how moves made now will influence the end game two hours hence, the investor who buys a stock in anticipation that it will grow in the year to come. More generally, we gather sensory information not for its own sake but in the hope that this information will guide our actions (including our verbal actions). But acting takes time, and sense data can guide us only to the extent that those data inform us about the state of the world at the time of our actions, so the only components of the incoming data that have a chance of being useful are those that are predictive. Put bluntly, *nonpredictive information is useless to the organism*, and it therefore makes sense to isolate the predictive information. It will turn out that most of the information we collect over a long period of time is nonpredictive, so that isolating the predictive information must go a long way toward separating out those features of the sensory world that are relevant for behavior.

One of the most important examples of prediction is the phenomenon of generalization in learning. Learning is formalized as finding a model that explains or describes a set of observations, but again this is useful only because we expect this model will continue to be valid: in the language of learning theory [see, for example, Vapnik (1998)] an animal can gain selective advantage not from its performance on the training data but only from its performance at generalization. Generalizing—and not “overfitting” the training data—is precisely the problem of isolating those features of the data that have predictive value (see also Bialek and Tishby, in preparation). Further, we know that the success of

¹The classic papers are by Kolmogoroff (1939, 1941) and Wiener (1949), who essentially solved all the extrapolation problems that could be solved by linear methods. Our understanding of predictability was changed by developments in dynamical systems, which showed that apparently random (chaotic) time series could arise from simple deterministic rules, and this led to vigorous exploration of nonlinear extrapolation algorithms (Abarbanel et al. 1993). For a review comparing different approaches, see the conference proceedings edited by Weigend and Gershenfeld (1994).

generalization hinges on controlling the complexity of the models that we are willing to consider as possibilities. Finally, learning a model to describe a data set can be seen as an encoding of those data, as emphasized by Rissanen (1989), and the quality of this encoding can be measured using the ideas of information theory. Thus the *exploration of learning problems should provide us with explicit links among the concepts of entropy, predictability, and complexity.*

The notion of complexity arises not only in learning theory, but also in several other contexts. Some physical systems exhibit more complex dynamics than others (turbulent vs. laminar flows in fluids), and some systems evolve toward more complex states than others (spin glasses vs. ferromagnets). The problem of characterizing complexity in physical systems has a substantial literature of its own; for an overview see Bennett (1990). In this context several authors have considered complexity measures based on entropy or mutual information, although as far as we know no clear connections have been drawn among the measures of complexity that arise in learning theory and those that arise in dynamical systems and statistical mechanics.

An essential difficulty in quantifying complexity is to distinguish complexity from randomness. A true random string cannot be compressed and hence requires a long description; it thus is complex in the sense defined by Kolmogorov (1965, Li and Vitányi 1993, Vitányi and Li 2000), yet the physical process that generates this string may have a very simple description. Both in statistical mechanics and in learning theory our intuitive notions of complexity correspond to the statements about complexity of the underlying process, and not directly to the description length or Kolmogorov complexity.

Our central result is that *the predictive information provides a general measure of complexity* which includes as special cases the relevant concepts from learning theory and from dynamical systems. While work on complexity in learning theory rests specifically on the idea that one is trying to infer a model from data, the predictive information is a property of the data (or, more precisely, of an ensemble of data) itself without reference to a specific class of underlying models. If the data are generated by a process in a known class but with unknown parameters, then we can calculate the predictive information explicitly and show that this *information diverges logarithmically with the size of the data set we have observed*; the coefficient of this divergence counts the number of parameters in the model, or more precisely the effective dimension of the model class, and this provides a link to known results of Rissanen and others. We also can quantify the complexity of processes that fall outside the conventional finite dimensional models, and we show that these *more complex processes are characterized by a power-law rather than a logarithmic divergence of the predictive information.*

By analogy with the analysis of critical phenomena in statistical physics, the separation of logarithmic from power-law divergences, together with the measurement of coefficients and exponents for these divergences, allows us to define “universality classes” for the complexity of data streams. The power-law or nonparametric class of processes may be crucial in real world learning tasks, where the effective number of parameters becomes so large that asymptotic

results for finitely parameterizable models are inaccessible in practice. There is empirical evidence that simple physical systems can generate dynamics in this complexity class, and there are hints that language also may fall in this class.

Finally, we argue that *the divergent components of the predictive information provide a unique measure of complexity* that is consistent with certain simple requirements. This argument is in the spirit of Shannon’s original derivation of entropy as the unique measure of available information. We believe that this uniqueness argument provides a conclusive answer to the question of how one should quantify the complexity of a process generating a time series.

With the evident cost of lengthening our discussion, we have tried to give a self-contained presentation that develops our point of view, uses simple examples to connect with known results, and then generalizes and goes beyond these results.² Even in cases where at least the qualitative form of our results is known from previous work, we believe that our point of view elucidates some issues that may have been less the focus of earlier studies. Last but not least, we explore the possibilities for connecting our theoretical discussion with the experimental characterization of learning and complexity in neural systems.

2 A curious observation

Before starting the systematic analysis of the problem, we want to motivate our discussion further by presenting results of some simple numerical experiments. Since most of the paper draws examples from learning, here we consider examples from equilibrium statistical mechanics. Suppose that we have a one dimensional chain of Ising spins with the Hamiltonian given by

$$H = - \sum_{i,j} J_{ij} \sigma_i \sigma_j, \quad (1)$$

where the matrix of interactions J_{ij} is not restricted to nearest neighbors—long range interactions are also allowed. One may identify spins pointing upwards with 1 and downwards with 0, and then a spin chain is equivalent to some sequence of binary digits. This sequence consists of (overlapping) words of N digits each, W_k , $k = 0, 1 \dots 2^N - 1$. There are 2^N such words total, and they appear with very different frequencies $n(W_k)$ in the spin chain [see Fig. (1) for details]. If the number of spins is large, then counting these frequencies provides a good empirical estimate of $P_N(W_k)$, the probability distribution of different words of length N . Then one can calculate the entropy $S(N)$ of this probability distribution by the usual formula

$$S(N) = - \sum_{k=0}^{2^N-1} P_N(W_k) \log_2 P_N(W_k) \quad (\text{bits}). \quad (2)$$

²Some of the basic ideas presented here, together with some connections to earlier work, can be found in brief preliminary reports (Bialek 1995; Bialek and Tishby 1999). The central results of the present work, however, were at best conjectures in these preliminary accounts.

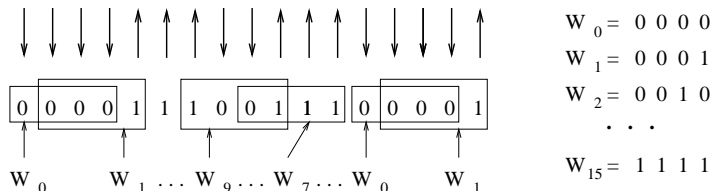


Figure 1: Calculating entropy of words of length 4 in a chain of 17 spins. For this chain, $n(W_0) = n(W_1) = n(W_3) = n(W_7) = n(W_{12}) = n(W_{14}) = 2$, $n(W_8) = n(W_9) = 1$, and all other frequencies are zero. Thus, $S(4) \approx 2.95$ bits.

Note that this is not the entropy of a finite chain with length N ; instead it is the entropy of words or strings with length N drawn from a much longer chain. Nonetheless, since entropy is an extensive property, $S(N)$ is proportional asymptotically to N for any spin chain, that is $S(N) \approx \mathcal{S}_0 \cdot N$. The usual goal in statistical mechanics is to understand this “thermodynamic limit” $N \rightarrow \infty$, and hence to calculate the entropy density \mathcal{S}_0 . Different sets of interactions J_{ij} result in different values of \mathcal{S}_0 , but the qualitative result $S(N) \propto N$ is true for all reasonable $\{J_{ij}\}$.

We investigated three different spin chains of one billion spins each. As usual in statistical mechanics the probability of any configuration of spins $\{\sigma_i\}$ is given by the Boltzmann distribution,

$$P[\{\sigma_i\}] \propto \exp(-H/k_B T), \quad (3)$$

where to normalize the scale of the J_{ij} we set $k_B T = 1$. For the first chain, only $J_{i,i+1} = 1$ was nonzero, and its value was the same for all i . The second chain was also generated using the nearest neighbor interactions, but the value of the coupling was reset every 400,000 spins by taking a random number from a Gaussian distribution with zero mean and unit variance. In the third case, we again reset the interactions at the same frequency, but now interactions were long-ranged; the variances of coupling constants decreased with the distance between the spins as $\langle J_{ij}^2 \rangle = 1/(i-j)^2$. We plot $S(N)$ for all these cases in Fig. (2), and, of course, the asymptotically linear behavior is evident—the extensive entropy shows no qualitative distinction among the three cases we consider.

However, the situation changes drastically if we remove the asymptotic linear contribution and focus on the *corrections* to extensive behavior. Specifically, we write $S(N) = \mathcal{S}_0 \cdot N + S_1(N)$, and plot only the sublinear component $S_1(N)$ of the entropy. As we see in Fig. (3), the three chains then exhibit *qualitatively* different features: for the first one, S_1 is constant; for the second one, it is logarithmic; and, for the third one, it clearly shows a power-law behavior.

What is the significance of these observations? Of course, the differences in the behavior of $S_1(N)$ must be related to the ways we chose J 's for the simulations. In the first case, J is fixed, and if we see N spins and try to predict the state of the $N + 1^{\text{st}}$ spin, all that really matters is the state of the spin σ_N —there is nothing to “learn” from observations on longer segments of the

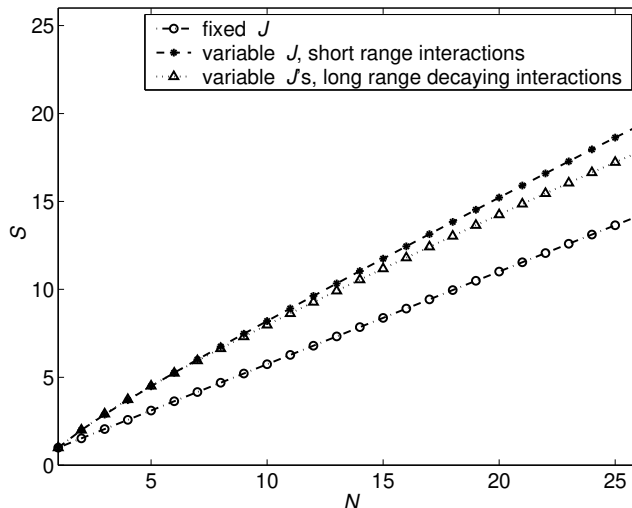


Figure 2: Entropy as a function of the word length for spin chains with different interactions. Notice that all lines start from $S(N) = \log_2 2 = 1$ since at the values of the coupling we investigated the correlation length is much smaller than the chain length ($1 \cdot 10^9$ spins).

chain. For the second chain, J changes, and the statistics of the spin-words are different in different parts of the sequence. By looking at these statistics, one can “learn” the coupling at the current position; this estimate improves the more spins (longer words) we observe. Finally, in the third case there are many coupling constants that can be learned—as N increases one becomes sensitive to weaker correlations caused by interactions over larger and larger distances. So, intuitively, the qualitatively different behaviors of $S_1(N)$ in the three plotted cases are correlated with differences in the problem of learning the underlying dynamics of the spin chains from observations on samples of the spins themselves. Much of this paper can be seen as expanding on and quantifying this intuitive observation.

3 Fundamentals

The problem of prediction comes in various forms, as noted above. Information theory allows us to treat the different notions of prediction on the same footing. The first step is to recognize that all predictions are probabilistic—even if we can predict the temperature at noon tomorrow, we should provide error bars or confidence limits on our prediction. The next step is to remember that, even before we look at the data, we know that certain futures are more likely than others, and we can summarize this knowledge by a prior probability distribution for the future. Our observations on the past lead us to a new, more tightly con-

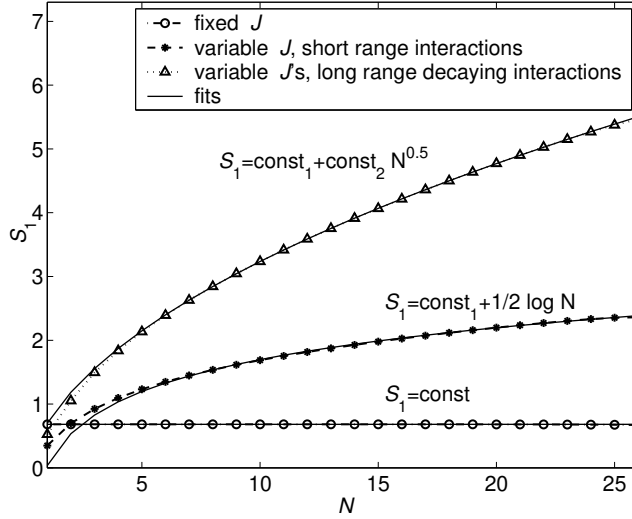


Figure 3: Subextensive part of the entropy as a function of the word length.

centrated distribution, the distribution of futures conditional on the past data. Different kinds of predictions are different slices through or averages over this conditional distribution, but information theory quantifies the “concentration” of the distribution without making any commitment as to which averages will be most interesting.

Imagine that we observe a stream of data $x(t)$ over a time interval $-T < t < 0$; let all of these past data be denoted by the shorthand x_{past} . We are interested in saying something about the future, so we want to know about the data $x(t)$ that will be observed in the time interval $0 < t < T'$; let these future data be called x_{future} . In the absence of any other knowledge, futures are drawn from the probability distribution $P(x_{\text{future}})$, while observations of particular past data x_{past} tell us that futures will be drawn from the conditional distribution $P(x_{\text{future}}|x_{\text{past}})$. The greater concentration of the conditional distribution can be quantified by the fact that it has smaller entropy than the prior distribution, and this reduction in entropy is Shannon’s definition of the information that the past provides about the future. We can write the average of this *predictive information* as

$$\mathcal{I}_{\text{pred}}(T, T') = \left\langle \log_2 \left[\frac{P(x_{\text{future}}|x_{\text{past}})}{P(x_{\text{future}})} \right] \right\rangle \quad (4)$$

$$= -\langle \log_2 P(x_{\text{future}}) \rangle - \langle \log_2 P(x_{\text{past}}) \rangle \\ - [-\langle \log_2 P(x_{\text{future}}, x_{\text{past}}) \rangle], \quad (5)$$

where $\langle \dots \rangle$ denotes an average over the joint distribution of the past and the future, $P(x_{\text{future}}, x_{\text{past}})$.

Each of the terms in Eq. (5) is an entropy. Since we are interested in predictability or generalization, which are associated with some features of the signal persisting forever, we may assume stationarity or invariance under time translations. Then the entropy of the past data depends only on the duration of our observations, so we can write $-\langle \log_2 P(x_{\text{past}}) \rangle = S(T)$, and by the same argument $-\langle \log_2 P(x_{\text{future}}) \rangle = S(T')$. Finally, the entropy of the past and the future taken together is the entropy of observations on a window of duration $T + T'$, so that $-\langle \log_2 P(x_{\text{future}}, x_{\text{past}}) \rangle = S(T + T')$. Putting these equations together, we obtain

$$\mathcal{I}_{\text{pred}}(T, T') = S(T) + S(T') - S(T + T'). \quad (6)$$

It is important to recall that mutual information is a symmetric quantity. Thus we can view $\mathcal{I}_{\text{pred}}(T, T')$ either as the information that a data segment of duration T provides about the future of length T' , or as the information that a data segment of duration T' provides about the immediate past of duration T . This is a direct application of the definitions of information, but seems counterintuitive: shouldn't it be more difficult to predict than to postdict? One can perhaps recover the correct intuition by thinking about a large ensemble of question/answer pairs. Prediction corresponds to generating the answer to a given question, while postdiction corresponds to generating the question that goes with a given answer. We know that guessing questions given answers is also a hard problem,³ and can be just as challenging as the more conventional problem of answering the questions themselves. Our focus here is on prediction because we want to make connections with the phenomenon of generalization in learning, but it is clear that generating a consistent interpretation of observed data may involve elements of both prediction and postdiction [see, for example, Eagleman and Sejnowski (2000)]; it is attractive that the information theoretic formulation treats these problems symmetrically.

In the same way that the entropy of a gas at fixed density is proportional to the volume, the entropy of a time series (asymptotically) is proportional to its duration, so that $\lim_{T \rightarrow \infty} S(T)/T = \mathcal{S}_0$; entropy is an extensive quantity. But from Eq. (6) any extensive component of the entropy cancels in the computation of the predictive information: *predictability is a deviation from extensivity*. If we write $S(T) = \mathcal{S}_0 T + S_1(T)$, then Eq. (6) tells us that the predictive information is related *only* to the nonextensive term $S_1(T)$. Note that if we are observing a deterministic system, then $\mathcal{S}_0 = 0$, but this is independent of questions about the structure of the subextensive term $S_1(T)$. It is attractive that information theory gives us a unified discussion of prediction in deterministic and probabilistic cases.

We know two general facts about the behavior of $S_1(T)$. First, the corrections to extensive behavior are positive, $S_1(T) \geq 0$. Second, the statement that entropy is extensive is the statement that the limit

$$\lim_{T \rightarrow \infty} \frac{S(T)}{T} = \mathcal{S}_0 \quad (7)$$

³This is the basis of the popular American television game show *Jeopardy!*, widely viewed as the most 'intellectual' of its genre.

exists, and for this to be true we must also have

$$\lim_{T \rightarrow \infty} \frac{S_1(T)}{T} = 0. \quad (8)$$

Thus the nonextensive terms in the entropy must be *subextensive*, that is they must grow with T less rapidly than a linear function. Taken together, these facts guarantee that the predictive information is positive and subextensive. Further, if we let the future extend forward for a very long time, $T' \rightarrow \infty$, then we can measure the information that our sample provides about the entire future,

$$I_{\text{pred}}(T) = \lim_{T' \rightarrow \infty} \mathcal{I}_{\text{pred}}(T, T') = S_1(T). \quad (9)$$

Similarly, instead of increasing the duration of the future to infinity we could have considered the mutual information between a sample of length T and all of the infinite past. Then the *postdictive information* also is equal to $S_1(T)$, and the symmetry between prediction and postdiction is even more profound: not only is there symmetry between questions and answers, but observations on a given period of time provide the same amount of information about the historical path that led to our observations as about the future that will unfold from them. In some cases this statement becomes even stronger. For example, if the subextensive entropy of a long discontinuous observation of a total length T with a gap of a duration $\delta T \ll T$ is equal to $S_1(T) + O(\frac{\delta T}{T})$, then the subextensive entropy of the present is not only its information about the past *or* the future, but also the information about the past *and* the future.

If we have been observing a time series for a (long) time T , then the total amount of data we have collected in is measured by the entropy $S(T)$, and at large T this is given approximately by $S_0 T$. But the predictive information that we have gathered cannot grow linearly with time, even if we are making predictions about a future which stretches out to infinity. As a result, of the total information we have taken in by observing x_{past} , only a vanishing fraction is of relevance to the prediction:

$$\lim_{T \rightarrow \infty} \frac{\text{Predictive Information}}{\text{Total Information}} = \frac{I_{\text{pred}}(T)}{S(T)} \rightarrow 0. \quad (10)$$

In this precise sense, most of what we observe is irrelevant to the problem of predicting the future.⁴

Consider the case where time is measured in discrete steps, so that we have seen N time points x_1, x_2, \dots, x_N . How much have we learned about the underlying pattern in these data? The more we know, the more effectively we can predict the next data point x_{N+1} and hence the fewer bits we will need to describe the deviation of this data point from our prediction: our accumulated

⁴We can think of Eq. (10) as a law of diminishing returns: although we collect data in proportion to our observation time T , a smaller and smaller fraction of this information is useful in the problem of prediction. These diminishing returns are not due to a limited lifetime, since we calculate the predictive information assuming that we have a future extending forward to infinity. A senior colleague points out that this is an argument for changing fields before becoming too expert.

knowledge about the time series is measured by the degree to which we can compress the description of new observations. On average, the length of the code word required to describe the point x_{N+1} , given that we have seen the previous N points, is given by

$$\ell(N) = -\langle \log_2 P(x_{N+1} | x_1, x_2, \dots, x_N) \rangle \text{ bits}, \quad (11)$$

where the expectation value is taken over the joint distribution of all the $N + 1$ points, $P(x_1, x_2, \dots, x_N, x_{N+1})$. It is easy to see that

$$\ell(N) = S(N + 1) - S(N) \approx \frac{\partial S(N)}{\partial N}. \quad (12)$$

As we observe for longer times, we learn more and this word length decreases. It is natural to define a learning curve that measures this improvement. Usually we define learning curves by measuring the frequency or costs of errors; here the cost is that our encoding of the point x_{N+1} is longer than it could be if we had perfect knowledge. This ideal encoding has a length which we can find by imagining that we observe the time series for an infinitely long time, $\ell_{\text{ideal}} = \lim_{N \rightarrow \infty} \ell(N)$, but this is just another way of defining the extensive component of the entropy \mathcal{S}_0 . Thus we can define a learning curve

$$\Lambda(N) \equiv \ell(N) - \ell_{\text{ideal}} \quad (13)$$

$$\begin{aligned} &= S(N + 1) - S(N) - \mathcal{S}_0 \\ &= S_1(N + 1) - S_1(N) \\ &\approx \frac{\partial S_1(N)}{\partial N} = \frac{\partial I_{\text{pred}}(N)}{\partial N}, \end{aligned} \quad (14)$$

and we see once again that the extensive component of the entropy cancels.

It is well known that the problems of prediction and compression are related, and what we have done here is to illustrate one aspect of this connection. Specifically, if we ask how much one segment of a time series can tell us about the future, the answer is contained in the subextensive behavior of the entropy. If we ask how much we are learning about the structure of the time series, then the natural and universally defined learning curve is related again to the subextensive entropy: the learning curve is the derivative of the predictive information.

This universal learning curve is connected to the more conventional learning curves in specific contexts. As an example (cf. Section 4.1), consider fitting a set of data points $\{x_n, y_n\}$ with some class of functions $y = f(x; \boldsymbol{\alpha})$, where the $\boldsymbol{\alpha}$ are unknown parameters that need to be learned; we also allow for some Gaussian noise in our observation of the y_n . Here the natural learning curve is the evolution of χ^2 for generalization as a function of the number of examples. Within the approximations discussed below, it is straightforward to show that as N becomes large,

$$\langle \chi^2(N) \rangle = \frac{1}{\sigma^2} \langle [y - f(x; \boldsymbol{\alpha})]^2 \rangle \rightarrow (2 \ln 2) \Lambda(N) + 1, \quad (15)$$

where σ^2 is the variance of the noise. Thus a more conventional measure of performance at learning a function is equal to the universal learning curve defined

purely by information theoretic criteria. In other words, if a learning curve is measured in the right units, then its integral represents the amount of the useful information accumulated. Then the subextensivity of S_1 guarantees that the learning curve decreases to zero as $N \rightarrow \infty$.

Different quantities related to the subextensive entropy have been discussed in several contexts. For example, the code length $\ell(N)$ has been defined as a learning curve in the specific case of neural networks (Oppen and Haussler 1995) and has been termed the “thermodynamic dive” (Crutchfield and Shalizi 1998) and “ N^{th} order block entropy” (Grassberger 1986). The universal learning curve $\Lambda(N)$ has been studied as the “expected instantaneous information gain” by Haussler et al. (1994). Mutual information between all of the past and all of the future (both semi-infinite) is known also as the “excess entropy,” “effective measure complexity,” “stored information,” and so on [see Shalizi and Crutchfield (1999) and references therein, as well as the discussion below]. If the data allow a description by a model with finite (and in some cases also infinite) number of parameters, then mutual information between the data and the parameters is of interest. This is easily shown to be equal to the predictive information about all of the future, and it is also the “cumulative information gain” (Haussler et al. 1994) or the “cumulative relative entropy risk” (Haussler and Oppen 1997). Investigation of this problem can be traced back to Renyi (1964) and Ibragimov and Hasminskii (1972), and some particular topics are still being discussed (Haussler and Oppen 1995, Oppen and Haussler 1995, Herschkowitz and Nadal 1999). In certain limits, decoding a signal from a population of N neurons can be thought of as ‘learning’ a parameter from N observations, with a parallel notion of information transmission (Brunel and Nadal 1998, Kang and Sompolinsky 2001). In addition, as noted already, the subextensive component of the description length (Rissanen 1978, 1989, 1996, Clarke and Barron 1990) averaged over a class of allowed models also is similar to the predictive information. What is important is that *the predictive information or subextensive entropy is related to all these quantities, and that it can be defined for any process without a reference to a class of models*. It is this universality that we find appealing, and this universality is strongest if we focus on the limit of long observation times. Qualitatively, in this regime ($T \rightarrow \infty$) we expect the predictive information to behave in one of three different ways, as illustrated by the Ising models above: it may either stay finite, or grow to infinity together with T ; in the latter case the rate of growth may be slow (logarithmic) or fast (sublinear power) [see Barron and Cover (1991) for a similar classification in the framework of the Minimal Description Length (MDL) analysis].

The first possibility, $\lim_{T \rightarrow \infty} I_{\text{pred}}(T) = \text{constant}$, means that no matter how long we observe we gain only a finite amount of information about the future. This situation prevails, for example, when the dynamics are too regular: for a purely periodic system, complete prediction is possible once we know the phase, and if we sample the data at discrete times this is a finite amount of information; longer period orbits intuitively are more complex and also have larger I_{pred} , but this doesn’t change the limiting behavior $\lim_{T \rightarrow \infty} I_{\text{pred}}(T) = \text{constant}$.

Alternatively, the predictive information can be small when the dynamics

are irregular but the best predictions are controlled only by the immediate past, so that the correlation times of the observable data are finite [see, for example, Crutchfield and Feldman (1997) and the fixed J case in Fig. (3)]. Imagine, for example, that we observe $x(t)$ at a series of discrete times $\{t_n\}$, and that at each time point we find the value x_n . Then we always can write the joint distribution of the N data points as a product,

$$P(x_1, x_2, \dots, x_N) = P(x_1)P(x_2|x_1)P(x_3|x_2, x_1) \dots \quad (16)$$

For Markov processes, what we observe at t_n depends only on events at the previous time step t_{n-1} , so that

$$P(x_n|\{x_{1 \leq i \leq n-1}\}) = P(x_n|x_{n-1}), \quad (17)$$

and hence the predictive information reduces to

$$I_{\text{pred}} = \left\langle \log_2 \left[\frac{P(x_n|x_{n-1})}{P(x_n)} \right] \right\rangle. \quad (18)$$

The maximum possible predictive information in this case is the entropy of the distribution of states at one time step, which in turn is bounded by the logarithm of the number of accessible states. To approach this bound the system must maintain memory for a long time, since the predictive information is reduced by the entropy of the transition probabilities. Thus systems with more states and longer memories have larger values of I_{pred} .

More interesting are those cases in which $I_{\text{pred}}(T)$ diverges at large T . In physical systems we know that there are critical points where correlation times become infinite, so that optimal predictions will be influenced by events in the arbitrarily distant past. Under these conditions the predictive information can grow without bound as T becomes large; for many systems the divergence is logarithmic, $I_{\text{pred}}(T \rightarrow \infty) \propto \ln T$, as for the variable J_{ij} , short range Ising model of Figs. (2, 3). Long range correlation also are important in a time series where we can learn some underlying rules. It will turn out that when the set of possible rules can be described by a finite number of parameters, the predictive information again diverges logarithmically, and the coefficient of this divergence counts the number of parameters. Finally, a faster growth is also possible, so that $I_{\text{pred}}(T \rightarrow \infty) \propto T^\alpha$, as for the variable J_{ij} long range Ising model, and we shall see that this behavior emerges from, for example, nonparametric learning problems.

4 Learning and predictability

Learning is of interest precisely in those situations where correlations or associations persist over long periods of time. In the usual theoretical models, there is some rule underlying the observable data, and this rule is valid forever; examples seen at one time inform us about the rule, and this information can be used to make predictions or generalizations. The predictive information quantifies

the average generalization power of examples, and we shall see that there is a direct connection between the predictive information and the complexity of the possible underlying rules.

4.1 A test case

Let us begin with a simple example already mentioned above. We observe two streams of data x and y , or equivalently a stream of pairs $(x_1, y_1), (x_2, y_2), \dots, (x_N, y_N)$. Assume that we know in advance that the x 's are drawn independently and at random from a distribution $P(x)$, while the y 's are noisy versions of some function acting on x ,

$$y_n = f(x_n; \boldsymbol{\alpha}) + \eta_n, \quad (19)$$

where $f(x; \boldsymbol{\alpha})$ is a class of functions parameterized by $\boldsymbol{\alpha}$, and η_n is noise, which for simplicity we will assume is Gaussian with known standard deviation σ . We can even start with a *very* simple case, where the function class is just a linear combination of basis functions, so that

$$f(x; \boldsymbol{\alpha}) = \sum_{\mu=1}^K \alpha_{\mu} \phi_{\mu}(x). \quad (20)$$

The usual problem is to estimate, from N pairs $\{x_i, y_i\}$, the values of the parameters $\boldsymbol{\alpha}$; in favorable cases such as this we might even be able to find an effective regression formula. We are interested in evaluating the predictive information, which means that we need to know the entropy $S(N)$. We go through the calculation in some detail because it provides a model for the more general case.

To evaluate the entropy $S(N)$ we first construct the probability distribution $P(x_1, y_1, x_2, y_2, \dots, x_N, y_N)$. The same set of rules applies to the whole data stream, which here means that the same parameters $\boldsymbol{\alpha}$ apply for all pairs $\{x_i, y_i\}$, but these parameters are chosen at random from a distribution $\mathcal{P}(\boldsymbol{\alpha})$ at the start of the stream. Thus we write

$$\begin{aligned} P(x_1, y_1, x_2, y_2, \dots, x_N, y_N) \\ = \int d^K \boldsymbol{\alpha} P(x_1, y_1, x_2, y_2, \dots, x_N, y_N | \boldsymbol{\alpha}) \mathcal{P}(\boldsymbol{\alpha}), \end{aligned} \quad (21)$$

and now we need to construct the conditional distributions for fixed $\boldsymbol{\alpha}$. By hypothesis each x is chosen independently, and once we fix $\boldsymbol{\alpha}$ each y_i is correlated only with the corresponding x_i , so that we have

$$P(x_1, y_1, x_2, y_2, \dots, x_N, y_N | \boldsymbol{\alpha}) = \prod_{i=1}^N [P(x_i) P(y_i | x_i; \boldsymbol{\alpha})]. \quad (22)$$

Further, with the simple assumptions above about the class of functions and Gaussian noise, the conditional distribution of y_i has the form

$$P(y_i | x_i; \boldsymbol{\alpha}) = \frac{1}{\sqrt{2\pi\sigma^2}} \exp \left[-\frac{1}{2\sigma^2} \left(y_i - \sum_{\mu=1}^K \alpha_{\mu} \phi_{\mu}(x_i) \right)^2 \right]. \quad (23)$$

Putting all these factors together,

$$\begin{aligned}
& P(x_1, y_1, x_2, y_2, \dots, x_N, y_N) \\
&= \left[\prod_{i=1}^N P(x_i) \right] \left(\frac{1}{\sqrt{2\pi\sigma^2}} \right)^N \int d^K \alpha \mathcal{P}(\alpha) \exp \left[-\frac{1}{2\sigma^2} \sum_{i=1}^N y_i^2 \right] \\
&\quad \times \exp \left[-\frac{N}{2} \sum_{\mu, \nu=1}^K A_{\mu\nu}(\{x_i\}) \alpha_\mu \alpha_\nu + N \sum_{\mu=1}^K B_\mu(\{x_i, y_i\}) \alpha_\mu \right], \quad (24)
\end{aligned}$$

where

$$A_{\mu\nu}(\{x_i\}) = \frac{1}{\sigma^2 N} \sum_{i=1}^N \phi_\mu(x_i) \phi_\nu(x_i), \quad \text{and} \quad (25)$$

$$B_\mu(\{x_i, y_i\}) = \frac{1}{\sigma^2 N} \sum_{i=1}^N y_i \phi_\mu(x_i). \quad (26)$$

Our placement of the factors of N means that both $A_{\mu\nu}$ and B_μ are of order unity as $N \rightarrow \infty$. These quantities are empirical averages over the samples $\{x_i, y_i\}$, and if the ϕ_μ are well behaved we expect that these empirical means converge to expectation values for most realizations of the series $\{x_i\}$:

$$\lim_{N \rightarrow \infty} A_{\mu\nu}(\{x_i\}) = A_{\mu\nu}^\infty = \frac{1}{\sigma^2} \int dx P(x) \phi_\mu(x) \phi_\nu(x), \quad (27)$$

$$\lim_{N \rightarrow \infty} B_\mu(\{x_i, y_i\}) = B_\mu^\infty = \sum_{\nu=1}^K A_{\mu\nu}^\infty \bar{\alpha}_\nu, \quad (28)$$

where $\bar{\alpha}$ are the parameters that actually gave rise to the data stream $\{x_i, y_i\}$. In fact we can make the same argument about the terms in $\sum y_i^2$,

$$\lim_{N \rightarrow \infty} \sum_{i=1}^N y_i^2 = N \sigma^2 \left[\sum_{\mu, \nu=1}^K \bar{\alpha}_\mu A_{\mu\nu}^\infty \bar{\alpha}_\nu + 1 \right]. \quad (29)$$

Conditions for this convergence of empirical means to expectation values are at the heart of learning theory. Our approach here is first to assume that this convergence works, then to examine the consequences for the predictive information, and finally to address the conditions for and implications of this convergence breaking down.

Putting the different factors together, we obtain

$$\begin{aligned}
& P(x_1, y_1, x_2, y_2, \dots, x_N, y_N) \\
&\simeq \left[\prod_{i=1}^N P(x_i) \right] \left(\frac{1}{\sqrt{2\pi\sigma^2}} \right)^N \int d^K \alpha \mathcal{P}(\alpha) \exp [-N E_N(\alpha; \{x_i, y_i\})], \quad (30)
\end{aligned}$$

where the effective “energy” per sample is given by

$$E_N(\boldsymbol{\alpha}; \{x_i, y_i\}) = \frac{1}{2} + \frac{1}{2} \sum_{\mu, \nu=1}^K (\alpha_\mu - \bar{\alpha}_\mu) A_{\mu\nu}^\infty (\alpha_\nu - \bar{\alpha}_\nu). \quad (31)$$

Here we use the symbol $\widetilde{\rightarrow}$ to indicate that we not only take the limit of large N , but also neglect the fluctuations. Note that in this approximation the dependence on the sample points themselves is hidden in the definition of $\bar{\boldsymbol{\alpha}}$ as being the parameters that generated the samples.

The integral that we need to do in Eq. (30) involves an exponential with a large factor N in the exponent; the energy E_N is of order unity as $N \rightarrow \infty$. This suggests that we evaluate the integral by a saddle point or steepest descent approximation [similar analyses were performed by Clarke and Barron (1990), by MacKay (1992), and by Balasubramanian (1997)]:

$$\int d^K \boldsymbol{\alpha} \mathcal{P}(\boldsymbol{\alpha}) \exp[-NE_N(\boldsymbol{\alpha}; \{x_i, y_i\})] \approx \mathcal{P}(\boldsymbol{\alpha}_{\text{cl}}) \times \exp\left[-NE_N(\boldsymbol{\alpha}_{\text{cl}}; \{x_i, y_i\}) - \frac{K}{2} \ln \frac{N}{2\pi} - \frac{1}{2} \ln \det \mathcal{F}_N + \dots\right], \quad (32)$$

where $\boldsymbol{\alpha}_{\text{cl}}$ is the “classical” value of $\boldsymbol{\alpha}$ determined by the extremal conditions

$$\left. \frac{\partial E_N(\boldsymbol{\alpha}; \{x_i, y_i\})}{\partial \alpha_\mu} \right|_{\boldsymbol{\alpha}=\boldsymbol{\alpha}_{\text{cl}}} = 0, \quad (33)$$

the matrix \mathcal{F}_N consists of the second derivatives of E_N ,

$$\mathcal{F}_N = \left. \frac{\partial^2 E_N(\boldsymbol{\alpha}; \{x_i, y_i\})}{\partial \alpha_\mu \partial \alpha_\nu} \right|_{\boldsymbol{\alpha}=\boldsymbol{\alpha}_{\text{cl}}}, \quad (34)$$

and \dots denotes terms that vanish as $N \rightarrow \infty$. If we formulate the problem of estimating the parameters $\boldsymbol{\alpha}$ from the samples $\{x_i, y_i\}$, then as $N \rightarrow \infty$ the matrix $N\mathcal{F}_N$ is the Fisher information matrix (Cover and Thomas 1991); the eigenvectors of this matrix give the principal axes for the error ellipsoid in parameter space, and the (inverse) eigenvalues give the variances of parameter estimates along each of these directions. The classical $\boldsymbol{\alpha}_{\text{cl}}$ differs from $\bar{\boldsymbol{\alpha}}$ only in terms of order $1/N$; we neglect this difference and further simplify the calculation of leading terms as N becomes large. After a little more algebra, then, we find the probability distribution we have been looking for:

$$P(x_1, y_1, x_2, y_2, \dots, x_N, y_N) \widetilde{\rightarrow} \left[\prod_{i=1}^N P(x_i) \right] \frac{1}{Z_A} \mathcal{P}(\bar{\boldsymbol{\alpha}}) \exp\left[-\frac{N}{2} \ln(2\pi e \sigma^2) - \frac{K}{2} \ln N + \dots\right], \quad (35)$$

where the normalization constant

$$Z_A = \sqrt{(2\pi)^K \det A^\infty}. \quad (36)$$

Again we note that the sample points $\{x_i, y_i\}$ are hidden in the value of $\bar{\alpha}$ that gave rise to these points.⁵

To evaluate the entropy $S(N)$ we need to compute the expectation value of the (negative) logarithm of the probability distribution in Eq. (35); there are three terms. One is constant, so averaging is trivial. The second term depends only on the x_i , and because these are chosen independently from the distribution $P(x)$ the average again is easy to evaluate. The third term involves $\bar{\alpha}$, and we need to average this over the joint distribution $P(x_1, y_1, x_2, y_2, \dots, x_N, y_N)$. As above, we can evaluate this average in steps: first we choose a value of the parameters $\bar{\alpha}$, then we average over the samples given these parameters, and finally we average over parameters. But because $\bar{\alpha}$ is defined as the parameters that generate the samples, this stepwise procedure simplifies enormously. The end result is that

$$S(N) = N \left[S_x + \frac{1}{2} \log_2(2\pi e \sigma^2) \right] + \frac{K}{2} \log_2 N + S_\alpha + \langle \log_2 Z_A \rangle_\alpha + \dots, \quad (37)$$

where $\langle \dots \rangle_\alpha$ means averaging over parameters, S_x is the entropy of the distribution of x ,

$$S_x = - \int dx P(x) \log_2 P(x), \quad (38)$$

and similarly for the entropy of the distribution of parameters,

$$S_\alpha = - \int d^K \alpha \mathcal{P}(\alpha) \log_2 \mathcal{P}(\alpha). \quad (39)$$

The different terms in the entropy Eq. (37) have a straightforward interpretation. First we see that the extensive term in the entropy,

$$\mathcal{S}_0 = S_x + \frac{1}{2} \log_2(2\pi e \sigma^2), \quad (40)$$

reflects contributions from the random choice of x and from the Gaussian noise in y ; these extensive terms are independent of the variations in parameters α ,

⁵We emphasize once more that there are two approximations leading to Eq. (35). First, we have replaced empirical means by expectation values, neglecting fluctuations associated with the particular set of sample points $\{x_i, y_i\}$. Second, we have evaluated the average over parameters in a saddle point approximation. At least under some conditions, both of these approximations become increasingly accurate as $N \rightarrow \infty$, so that this approach should yield the asymptotic behavior of the distribution and hence the subextensive entropy at large N . Although we give a more detailed analysis below, it is worth noting here how things can go wrong. The two approximations are independent, and we could imagine that fluctuations are important but saddle point integration still works, for example. Controlling the fluctuations turns out to be exactly the question of whether our finite parameterization captures the true dimensionality of the class of models, as discussed in the classic work of Vapnik, Chervonenkis, and others [see Vapnik (1998) for a review]. The saddle point approximation can break down because the saddle point becomes unstable or because multiple saddle points become important. It will turn out that instability is exponentially improbable as $N \rightarrow \infty$, while multiple saddle points are a real problem in certain classes of models, again when counting parameters doesn't really measure the complexity of the model class.

and these would be the only terms if the parameters were not varying (that is, if there were nothing to learn). There also is a term which reflects the entropy of variations in the parameters themselves, S_{α} . This entropy is not invariant with respect to coordinate transformations in the parameter space, but the term $\langle \log_2 Z_A \rangle_{\alpha}$ compensates for this noninvariance. Finally, and most interestingly for our purposes, the subextensive piece of the entropy is dominated by a logarithmic divergence,

$$S_1(N) \rightarrow \frac{K}{2} \log_2 N \quad (\text{bits}). \quad (41)$$

The coefficient of this divergence counts the number of parameters independent of the coordinate system that we choose in the parameter space. Furthermore, this result does not depend on the set of basis functions $\{\phi_{\mu}(x)\}$. This is a hint that the result in Eq. (41) is more universal than our simple example.

4.2 Learning a parameterized distribution

The problem discussed above is an example of supervised learning: we are given examples of how the points x_n map into y_n , and from these examples we are to induce the association or functional relation between x and y . An alternative view is that pair of points (x, y) should be viewed as a vector \vec{x} , and what we are learning is the distribution of this vector. The problem of learning a distribution usually is called unsupervised learning, but in this case supervised learning formally is a special case of unsupervised learning; if we admit that all the functional relations or associations that we are trying to learn have an element of noise or stochasticity, then this connection between supervised and unsupervised problems is quite general.

Suppose a series of random vector variables $\{\vec{x}_i\}$ are drawn independently from the same probability distribution $Q(\vec{x}|\alpha)$, and this distribution depends on a (potentially infinite dimensional) vector of parameters α . As above, the parameters are unknown, and before the series starts they are chosen randomly from a distribution $\mathcal{P}(\alpha)$. With no constraints on the densities $\mathcal{P}(\alpha)$ or $Q(\vec{x}|\alpha)$ it is impossible to derive any regression formulas for parameter estimation, but one can still say something about the entropy of the data series and thus the predictive information. For a finite dimensional vector of parameters α the literature on bounding similar quantities is especially rich (Haussler et al. 1994, Wong and Shen 1995, Haussler and Opper 1995, Haussler and Opper 1997 and references therein), and related asymptotic calculations have been done (Clarke and Barron 1990, MacKay 1992, Balasubramanian 1997).

We begin with the definition of entropy

$$S(N) \equiv S[\{\vec{x}_i\}] = - \int d\vec{x}_1 \cdots d\vec{x}_N P(\vec{x}_1, \vec{x}_2, \cdots, \vec{x}_N) \log_2 P(\vec{x}_1, \vec{x}_2, \cdots, \vec{x}_N). \quad (42)$$

By analogy with Eq. (21) we then write

$$P(\vec{x}_1, \vec{x}_2, \dots, \vec{x}_N) = \int d^K \alpha \mathcal{P}(\alpha) \prod_{i=1}^N Q(\vec{x}_i | \alpha). \quad (43)$$

Next, combining the last two equations and rearranging the order of integration, we can rewrite $S(N)$ as

$$S(N) = - \int d^K \bar{\alpha} \mathcal{P}(\bar{\alpha}) \left\{ \int d\vec{x}_1 \dots d\vec{x}_N \prod_{j=1}^N Q(\vec{x}_j | \bar{\alpha}) \log_2 P(\{\vec{x}_i\}) \right\}. \quad (44)$$

Equation (44) allows an easy interpretation. There is the ‘true’ set of parameters $\bar{\alpha}$ that gave rise to the data sequence $\vec{x}_1 \dots \vec{x}_N$ with the probability $\prod_{j=1}^N Q(\vec{x}_j | \bar{\alpha})$. We need to average $\log_2 P(\vec{x}_1 \dots \vec{x}_N)$ first over all possible realizations of the data keeping the true parameters fixed, and then over the parameters $\bar{\alpha}$ themselves. With this interpretation in mind, the joint probability density, the logarithm of which is being averaged, can be rewritten in the following useful way:

$$\begin{aligned} P(\vec{x}_1, \dots, \vec{x}_N) &= \prod_{j=1}^N Q(\vec{x}_j | \bar{\alpha}) \int d^K \alpha \mathcal{P}(\alpha) \prod_{i=1}^N \left[\frac{Q(\vec{x}_i | \alpha)}{Q(\vec{x}_i | \bar{\alpha})} \right] \\ &= \prod_{j=1}^N Q(\vec{x}_j | \bar{\alpha}) \int d^K \alpha \mathcal{P}(\alpha) \exp[-N \mathcal{E}_N(\alpha; \{\vec{x}_i\})], \end{aligned} \quad (45)$$

$$\mathcal{E}_N(\alpha; \{\vec{x}_i\}) = -\frac{1}{N} \sum_{i=1}^N \ln \left[\frac{Q(\vec{x}_i | \alpha)}{Q(\vec{x}_i | \bar{\alpha})} \right]. \quad (46)$$

Since, by our interpretation, $\bar{\alpha}$ are the true parameters that gave rise to the particular data $\{\vec{x}_i\}$, we may expect that the empirical average in Eq. (46) will converge to the corresponding expectation value, so that

$$\mathcal{E}_N(\alpha; \{\vec{x}_i\}) = - \int d^D x Q(x | \bar{\alpha}) \ln \left[\frac{Q(\vec{x} | \alpha)}{Q(\vec{x} | \bar{\alpha})} \right] - \psi(\alpha, \bar{\alpha}; \{x_i\}), \quad (47)$$

where $\psi \rightarrow 0$ as $N \rightarrow \infty$; here we neglect ψ , and return to this term below.

The first term on the right hand side of Eq. (47) is the Kullback–Leibler divergence, $D_{\text{KL}}(\bar{\alpha} || \alpha)$, between the true distribution characterized by parameters $\bar{\alpha}$ and the possible distribution characterized by α . Thus at large N we have

$$P(\vec{x}_1, \vec{x}_2, \dots, \vec{x}_N) \widetilde{\rightarrow} \prod_{j=1}^N Q(\vec{x}_j | \bar{\alpha}) \int d^K \alpha \mathcal{P}(\alpha) \exp[-N D_{\text{KL}}(\bar{\alpha} || \alpha)], \quad (48)$$

where again the notation $\widetilde{\rightarrow}$ reminds us that we are not only taking the limit of large N but also making another approximation in neglecting fluctuations. By

the same arguments as above we can proceed (formally) to compute the entropy of this distribution, and we find

$$S(N) \approx \mathcal{S}_0 \cdot N + S_1^{(a)}(N), \quad (49)$$

$$\mathcal{S}_0 = \int d^K \alpha \mathcal{P}(\alpha) \left[- \int d^D x Q(\vec{x}|\alpha) \log_2 Q(\vec{x}|\alpha) \right], \quad \text{and} \quad (50)$$

$$S_1^{(a)}(N) = - \int d^K \bar{\alpha} \mathcal{P}(\bar{\alpha}) \log_2 \left[\int d^K \alpha P(\alpha) e^{-N D_{\text{KL}}(\bar{\alpha}|\alpha)} \right]. \quad (51)$$

Here $S_1^{(a)}$ is an approximation to S_1 that neglects fluctuations ψ . This is the same as the annealed approximation in the statistical mechanics of disordered systems, as has been used widely in the study of supervised learning problems (Seung et al. 1992). Thus we can identify the particular data sequence $\vec{x}_1 \cdots \vec{x}_N$ with the disorder, $\mathcal{E}_N(\alpha; \{\vec{x}_i\})$ with the energy of the quenched system, and $D_{\text{KL}}(\bar{\alpha}|\alpha)$ with its annealed analogue.

The extensive term \mathcal{S}_0 , Eq. (50), is the average entropy of a distribution in our family of possible distributions, generalizing the result of Eq. (40). The subextensive terms in the entropy are controlled by the N dependence of the partition function

$$Z(\bar{\alpha}; N) = \int d^K \alpha \mathcal{P}(\alpha) \exp[-N D_{\text{KL}}(\bar{\alpha}|\alpha)], \quad (52)$$

and $S_1(N) = -\langle \log_2 Z(\bar{\alpha}; N) \rangle_{\bar{\alpha}}$ is analogous to the free energy. Since what is important in this integral is the Kullback–Leibler (KL) divergence between different distributions, it is natural to ask about the density of models that are KL divergence D away from the target $\bar{\alpha}$,

$$\rho(D; \bar{\alpha}) = \int d^K \alpha \mathcal{P}(\alpha) \delta[D - D_{\text{KL}}(\bar{\alpha}|\alpha)]; \quad (53)$$

this density could be very different for different targets.⁶ The density of divergences is normalized because the original distribution over parameter space, $P(\alpha)$, is normalized,

$$\int dD \rho(D; \bar{\alpha}) = \int d^K \alpha \mathcal{P}(\alpha) = 1. \quad (54)$$

Finally, the partition function takes the simple form

$$Z(\bar{\alpha}; N) = \int dD \rho(D; \bar{\alpha}) \exp[-ND]. \quad (55)$$

We recall that in statistical mechanics the partition function is given by

$$Z(\beta) = \int dE \rho(E) \exp[-\beta E], \quad (56)$$

⁶If parameter space is compact, then a related description of the space of targets based on metric entropy, also called Kolmogorov’s ϵ -entropy, is used in the literature [see, for example, Haussler and Opper (1997)]. Metric entropy is the logarithm of the smallest number of disjoint parts of the size not greater than ϵ into which the target space can be partitioned.

where $\rho(E)$ is the density of states that have energy E , and β is the inverse temperature. Thus the subextensive entropy in our learning problem is analogous to a system in which energy corresponds to the Kullback–Leibler divergence relative to the target model, and temperature is inverse to the number of examples. As we increase the length N of the time series we have observed, we “cool” the system and hence probe models which approach the target; the dynamics of this approach is determined by the density of low energy states, that is the behavior of $\rho(D; \bar{\alpha})$ as $D \rightarrow 0$.⁷

The structure of the partition function is determined by a competition between the (Boltzmann) exponential term, which favors models with small D , and the density term, which favors values of D that can be achieved by the largest possible number of models. Because there (typically) are many parameters, there are very few models with $D \rightarrow 0$. This picture of competition between the Boltzmann factor and a density of states has been emphasized in previous work on supervised learning (Haussler et al. 1996).

The behavior of the density of states, $\rho(D; \bar{\alpha})$, at small D is related to the more intuitive notion of dimensionality. In a parameterized family of distributions, the Kullback–Leibler divergence between two distributions with nearby parameters is approximately a quadratic form,

$$D_{\text{KL}}(\bar{\alpha}||\alpha) \approx \frac{1}{2} \sum_{\mu\nu} (\bar{\alpha}_\mu - \alpha_\mu) \mathcal{F}_{\mu\nu} (\bar{\alpha}_\nu - \alpha_\nu) + \dots, \quad (57)$$

where $N\mathcal{F}$ is the Fisher information matrix. Intuitively, if we have a reasonable parameterization of the distributions, then similar distributions will be nearby in parameter space, and more importantly points that are far apart in parameter space will never correspond to similar distributions; Clarke and Barron (1990) refer to this condition as the parameterization forming a “sound” family of distributions. If this condition is obeyed, then we can approximate the low D limit of the density $\rho(D; \bar{\alpha})$:

$$\begin{aligned} \rho(D; \bar{\alpha}) &= \int d^K \alpha \mathcal{P}(\alpha) \delta[D - D_{\text{KL}}(\bar{\alpha}||\alpha)] \\ &\approx \int d^K \alpha \mathcal{P}(\alpha) \delta \left[D - \frac{1}{2} \sum_{\mu\nu} (\bar{\alpha}_\mu - \alpha_\mu) \mathcal{F}_{\mu\nu} (\bar{\alpha}_\nu - \alpha_\nu) \right] \\ &= \int d^K \alpha \mathcal{P}(\bar{\alpha} + \mathcal{U} \cdot \xi) \delta \left[D - \frac{1}{2} \sum_{\mu} \Lambda_{\mu} \xi_{\mu}^2 \right], \end{aligned} \quad (58)$$

where \mathcal{U} is a matrix that diagonalizes \mathcal{F} ,

$$(\mathcal{U}^T \cdot \mathcal{F} \cdot \mathcal{U})_{\mu\nu} = \Lambda_{\mu} \delta_{\mu\nu}. \quad (59)$$

The delta function restricts the components of ξ in Eq. (58) to be of order \sqrt{D} or less, and so if $\mathcal{P}(\alpha)$ is smooth we can make a perturbation expansion. After

⁷It may be worth emphasizing that this analogy to statistical mechanics emerges from the analysis of the relevant probability distributions, rather than being imposed on the problem through some assumptions about the nature of the learning algorithm.

some algebra the leading term becomes

$$\rho(D \rightarrow 0; \bar{\alpha}) \approx \mathcal{P}(\bar{\alpha}) \frac{2\pi^{K/2}}{\Gamma(K/2)} (\det \mathcal{F})^{-1/2} D^{(K-2)/2}. \quad (60)$$

Here, as before, K is the dimensionality of the parameter vector. Computing the partition function from Eq. (55), we find

$$Z(\bar{\alpha}; N \rightarrow \infty) \approx f(\bar{\alpha}) \cdot \frac{\Gamma(K/2)}{N^{K/2}}, \quad (61)$$

where $f(\bar{\alpha})$ is some function of the target parameter values. Finally, this allows us to evaluate the subextensive entropy, from Eqs. (51, 52):

$$S_1^{(a)}(N) = - \int d^K \bar{\alpha} \mathcal{P}(\bar{\alpha}) \log_2 Z(\bar{\alpha}; N) \quad (62)$$

$$\rightarrow \frac{K}{2} \log_2 N + \dots \quad (\text{bits}), \quad (63)$$

where \dots are finite as $N \rightarrow \infty$. Thus, general K -parameter model classes have the same subextensive entropy as for the simplest example considered in the previous section. To the leading order, this result is independent even of the prior distribution $\mathcal{P}(\alpha)$ on the parameter space, so that the predictive information seems to count the number of parameters under some very general conditions [cf. Fig. (3) for a very different numerical example of the logarithmic behavior].

Although Eq. (63) is true under a wide range of conditions, this cannot be the whole story. Much of modern learning theory is concerned with the fact that counting parameters is not quite enough to characterize the complexity of a model class; the naive dimension of the parameter space K should be viewed in conjunction with the pseudodimension (also known as the shattering dimension or Vapnik–Chervonenkis dimension d_{VC}), which measures capacity of the model class, and with the phase space dimension d , which accounts for volumes in the space of models (Vapnik 1998, Oppen 1994). Both of these dimensions can differ from the number of parameters. One possibility is that d_{VC} is infinite when the number of parameters is finite, a problem discussed below. Another possibility is that the determinant of \mathcal{F} is zero, and hence d_{VC} and d both are smaller than the number of parameters because we have adopted a redundant description. This sort of degeneracy could occur over a finite fraction but not all of the parameter space, and this is one way to generate an effective fractional dimensionality. One can imagine multifractal models such that the effective dimensionality varies continuously over the parameter space, but it is not obvious where this would be relevant. Finally, models with $d < d_{VC} < \infty$ also are possible [see, for example, Oppen (1994)], and this list probably is not exhaustive.

The calculation above, Eq. (60), lets us actually *define* the phase space dimension through the exponent in the small D_{KL} behavior of the model density,

$$\rho(D \rightarrow 0; \bar{\alpha}) \propto D^{(d-2)/2}, \quad (64)$$

and then d appears in place of K as the coefficient of the log divergence in $S_1(N)$ (Clarke and Barron 1990, Opper 1994). However, this simple conclusion can fail in two ways. First, it can happen that the density $\rho(D; \bar{\alpha})$ accumulates a macroscopic weight at some nonzero value of D , so that the small D behavior is irrelevant for the large N asymptotics. Second, the fluctuations neglected here may be uncontrollably large, so that the asymptotics are never reached. Since controllability of fluctuations is a function of d_{VC} (see Vapnik 1998, Haussler et al. 1994, and later in this paper), we may summarize this in the following way. Provided that the small D behavior of the density function is the relevant one, the coefficient of the logarithmic divergence of I_{pred} measures the phase space or the scaling dimension d and nothing else. This asymptote is valid, however, only for $N \gg d_{\text{VC}}$. It is still an open question whether the two pathologies that can violate this asymptotic behavior are related.

4.3 Learning a parameterized process

Consider a process where samples are not independent, and our task is to learn their joint distribution $Q(\vec{x}_1, \dots, \vec{x}_N | \alpha)$. Again, α is an unknown parameter vector which is chosen randomly at the beginning of the series. If α is a K dimensional vector, then one still tries to learn just K numbers and there are still N examples, even if there are correlations. Therefore, although such problems are much more general than those considered above, it is reasonable to expect that the predictive information still is measured by $(K/2) \log_2 N$ provided that some conditions are met.

One might suppose that conditions for simple results on the predictive information are very strong, for example that the distribution Q is a finite order Markov model. In fact all we really need are the following two conditions:

$$S[\{\vec{x}_i\} | \alpha] \equiv - \int d^N \vec{x} Q(\{\vec{x}_i\} | \alpha) \log_2 Q(\{\vec{x}_i\} | \alpha) \\ \rightarrow N\mathcal{S}_0 + \mathcal{S}_0^*; \quad \mathcal{S}_0^* = O(1), \quad (65)$$

$$D_{\text{KL}}[Q(\{\vec{x}_i\} | \bar{\alpha}) | Q(\{\vec{x}_i\} | \alpha)] \rightarrow N\mathcal{D}_{\text{KL}}(\bar{\alpha} | \alpha) + o(N). \quad (66)$$

Here the quantities \mathcal{S}_0 , \mathcal{S}_0^* , and $\mathcal{D}_{\text{KL}}(\bar{\alpha} | \alpha)$ are defined by taking limits $N \rightarrow \infty$ in both equations. The first of the constraints limits deviations from extensivity to be of order unity, so that if α is known there are no long range correlations in the data—all of the long range predictability is associated with learning the parameters.⁸ The second constraint, Eq. (66), is a less restrictive one, and it ensures that the “energy” of our statistical system is an extensive quantity.

With these conditions it is straightforward to show that the results of the previous subsection carry over virtually unchanged. With the same cautious

⁸Suppose that we observe a Gaussian stochastic process and we try to learn the power spectrum. If the class of possible spectra includes ratios of polynomials in the frequency (rational spectra) then this condition is met. On the other hand, if the class of possible spectra includes $1/f$ noise, then the condition may not be met. For more on long range correlations, see below.

statements about fluctuations and the distinction between K , d , and d_{VC} , one arrives at the result:

$$S(N) = \mathcal{S}_0 \cdot N + S_1^{(a)}(N), \quad (67)$$

$$S_1^{(a)}(N) = \frac{K}{2} \log_2 N + \dots \quad (\text{bits}), \quad (68)$$

where \dots stands for terms of order one as $N \rightarrow \infty$. Note again that for the results Eq. (68) to be valid, the process considered is not required to be a finite order Markov process. Memory of all previous outcomes may be kept, provided that the accumulated memory does not contribute a divergent term to the subextensive entropy.

It is interesting to ask what happens if the condition in Eq. (65) is violated, so that there are long range correlations even in the conditional distribution $Q(\vec{x}_1, \dots, \vec{x}_N | \alpha)$. Suppose, for example, that $\mathcal{S}_0^* = (K^*/2) \log_2 N$. Then the subextensive entropy becomes

$$S_1^{(a)}(N) = \frac{K + K^*}{2} \log_2 N + \dots \quad (\text{bits}). \quad (69)$$

We see that the subextensive entropy makes no distinction between predictability that comes from unknown parameters and predictability that comes from intrinsic correlations in the data; in this sense, two models with the same $K + K^*$ are equivalent. This, actually, *must* be so. As an example, consider a chain of Ising spins with long range interactions in one dimension. This system can order (magnetize) and exhibit long range correlations, and so the predictive information will diverge at the transition to ordering. In one view, there is no global parameter analogous to α , just the long range interactions. On the other hand, there are regimes in which we can approximate the effect of these interactions by saying that all the spins experience a mean field which is constant across the whole length of the system, and then formally we can think of the predictive information as being carried by the mean field itself. In fact there are situations in which this is not just an approximation, but an exact statement. Thus we can trade a description in terms of long range interactions ($K^* \neq 0$, but $K = 0$) for one in which there are unknown parameters describing the system but given these parameters there are no long range correlations ($K \neq 0$, $K^* = 0$). The two descriptions are equivalent, and this is captured by the subextensive entropy.⁹

4.4 Taming the fluctuations

The preceding calculations of the subextensive entropy S_1 are worthless unless we prove that the fluctuations ψ are controllable. In this subsection we are going to discuss when and if this, indeed, happens. We limit the discussion to

⁹There are a number of interesting questions about how the coefficients in the diverging predictive information relate to the usual critical exponents, and we hope to return to this problem in a later paper.

the case of finding a probability density (Section 4.2); the case of learning a process (Section 4.3) is very similar.

Clarke and Barron (1990) solved essentially the same problem. They did not make a separation into the annealed and the fluctuation term, and the quantity they were interested in was a bit different from ours, but, interpreting loosely, they proved that, modulo some reasonable technical assumptions on differentiability of functions in question, the fluctuation term always approaches zero. However, they did not investigate the speed of this approach, and we believe that, by doing so, they missed some important qualitative distinctions between different problems that can arise due to a difference between d and d_{VC} . In order to illuminate these distinctions, we here go through the trouble of analyzing fluctuations all over again.

Returning to Eqs. (45, 47) and the definition of entropy, we can write the entropy $S(N)$ exactly as

$$\begin{aligned}
S(N) &= - \int d^K \bar{\alpha} \mathcal{P}(\bar{\alpha}) \int \prod_{j=1}^N [d\bar{x}_j Q(\bar{x}_j | \bar{\alpha})] \\
&\quad \times \log_2 \left[\prod_{i=1}^N Q(\bar{x}_i | \bar{\alpha}) \int d^K \alpha \mathcal{P}(\alpha) e^{-N D_{\text{KL}}(\bar{\alpha} || \alpha) + N \psi(\alpha, \bar{\alpha}; \{\bar{x}_i\})} \right].
\end{aligned} \tag{70}$$

This expression can be decomposed into the terms identified above, plus a new contribution to the subextensive entropy that comes from the fluctuations alone, $S_1^{(\text{f})}(N)$:

$$\begin{aligned}
S(N) &= S_0 \cdot N + S_1^{(\text{a})}(N) + S_1^{(\text{f})}(N), \\
S_1^{(\text{f})} &= - \int d^K \bar{\alpha} \mathcal{P}(\bar{\alpha}) \prod_{j=1}^N [d\bar{x}_j Q(\bar{x}_j | \bar{\alpha})] \\
&\quad \times \log_2 \left[\int \frac{d^K \alpha \mathcal{P}(\alpha)}{Z(\bar{\alpha}; N)} e^{-N D_{\text{KL}}(\bar{\alpha} || \alpha) + N \psi(\alpha, \bar{\alpha}; \{\bar{x}_i\})} \right],
\end{aligned} \tag{72}$$

where ψ is defined as in Eq. (47), and Z as in Eq. (52).

Some loose but useful bounds can be established. First, the predictive information is a positive (semidefinite) quantity, and so the fluctuation term may not be smaller (more negative) than the value of $-S_1^{(\text{a})}$ as calculated in Eqs. (63, 68). Second, since fluctuations make it more difficult to generalize from samples, the predictive information should *always* be reduced by fluctuations, so that $S^{(\text{f})}$ is negative. This last statement corresponds to the fact that for the statistical mechanics of disordered systems, the annealed free energy always is less than the average quenched free energy, and may be proven rigorously by applying Jensen's inequality to the (concave) logarithm function in Eq. (72); essentially the same argument was given by Haussler and Opper (1997). A related Jensen's inequality argument allows us to show that the total $S_1(N)$ is

bounded,

$$\begin{aligned}
S_1(N) &\leq N \int d^K \alpha \int d^K \bar{\alpha} \mathcal{P}(\alpha) \mathcal{P}(\bar{\alpha}) D_{\text{KL}}(\bar{\alpha} || \alpha) \\
&\equiv \langle N D_{\text{KL}}(\bar{\alpha} || \alpha) \rangle_{\bar{\alpha}, \alpha},
\end{aligned} \tag{73}$$

so that if we have a class of models (and a prior $\mathcal{P}(\alpha)$) such that the average Kullback–Leibler divergence among pairs of models is finite, then the subextensive entropy necessarily is properly defined. In its turn, finiteness of the average KL divergence or of similar quantities is a usual constraint in the learning problems of this type [see, for example, Haussler and Opper (1997)]. Note also that $\langle D_{\text{KL}}(\bar{\alpha} || \alpha) \rangle_{\bar{\alpha}, \alpha}$ includes \mathcal{S}_0 as one of its terms, so that usually \mathcal{S}_0 and S_1 are well– or ill–defined together.

Tighter bounds require nontrivial assumptions about the class of distributions considered. The fluctuation term would be zero if ψ were zero, and ψ is the difference between an expectation value (KL divergence) and the corresponding empirical mean. There is a broad literature that deals with this type of difference (see, for example, Vapnik 1998).

We start with the case when the pseudodimension (d_{VC}) of the set of probability densities $\{Q(\vec{x}|\alpha)\}$ is finite. Then for any reasonable function $F(\vec{x}; \beta)$, deviations of the empirical mean from the expectation value can be bounded by probabilistic bounds of the form

$$\begin{aligned}
P \left\{ \sup_{\beta} \left| \frac{\frac{1}{N} \sum_j F(\vec{x}_j; \beta) - \int d\vec{x} Q(\vec{x}|\bar{\alpha}) F(\vec{x}; \beta)}{L[F]} \right| > \epsilon \right\} \\
< M(\epsilon, N, d_{\text{VC}}) e^{-cN\epsilon^2},
\end{aligned} \tag{74}$$

where c and $L[F]$ depend on the details of the particular bound used. Typically, c is a constant of order one, and $L[F]$ either is some moment of F or the range of its variation. In our case, F is the log–ratio of two densities, so that $L[F]$ may be assumed bounded for almost all β without loss of generality in view of Eq. (73). In addition, $M(\epsilon, N, d_{\text{VC}})$ is finite at zero, grows at most subexponentially in its first two arguments, and depends exponentially on d_{VC} . Bounds of this form may have different names in different contexts: Glivenko–Cantelli, Vapnik–Chervonenkis, Hoeffding, Chernoff, ...; for review see Vapnik (1998) and the references therein.

To start the proof of finiteness of $S_1^{(f)}$ in this case, we first show that only the region $\alpha \approx \bar{\alpha}$ is important when calculating the inner integral in Eq. (72). This statement is equivalent to saying that at large values of $\alpha - \bar{\alpha}$ the KL divergence almost always dominates the fluctuation term, that is, the contribution of sequences of $\{\vec{x}_i\}$ with atypically large fluctuations is negligible (atypicality is defined as $\psi \geq \delta$, where δ is some small constant independent of N). Since the fluctuations decrease as $1/\sqrt{N}$ [see Eq. (74)], and D_{KL} is of order one, this is plausible. To show this, we bound the logarithm in Eq. (72) by N times the supremum value of ψ . Then we realize that the averaging over $\bar{\alpha}$ and $\{\vec{x}_i\}$ is equivalent to integration over all possible values of the fluctuations. The worst

case density of the fluctuations may be estimated by differentiating Eq. (74) with respect to ϵ (this brings down an extra factor of $N\epsilon$). Thus the worst case contribution of these atypical sequences is

$$S_1^{(f),\text{atypical}} \sim \int_{\delta}^{\infty} d\epsilon N^2 \epsilon^2 M(\epsilon) e^{-cN\epsilon^2} \sim e^{-cN\delta^2} \ll 1 \text{ for large } N. \quad (75)$$

This bound lets us focus our attention on the region $\boldsymbol{\alpha} \approx \bar{\boldsymbol{\alpha}}$. We expand the exponent of the integrand of Eq. (72) around this point and perform a simple Gaussian integration. In principle, large fluctuations might lead to an instability (positive or zero curvature) at the saddle point, but this is atypical and therefore is accounted for already. Curvatures at the saddle points of both numerator and denominator are of the same order, and throwing away unimportant additive and multiplicative constants of order unity, we obtain the following result for the contribution of typical sequences:

$$\begin{aligned} S_1^{(f),\text{typical}} &\sim \int d^K \bar{\boldsymbol{\alpha}} \mathcal{P}(\bar{\boldsymbol{\alpha}}) d^N \bar{\boldsymbol{x}} \prod_j Q(\bar{x}_j | \bar{\boldsymbol{\alpha}}) N (\mathbf{B} \mathcal{A}^{-1} \mathbf{B}) ; \\ B_{\mu} &= \frac{1}{N} \sum_i \frac{\partial \log Q(\bar{x}_i | \bar{\boldsymbol{\alpha}})}{\partial \bar{\alpha}_{\mu}} , \quad \langle \mathbf{B} \rangle_{\bar{\boldsymbol{x}}} = 0 ; \\ (\mathcal{A})_{\mu\nu} &= \frac{1}{N} \sum_i \frac{\partial^2 \log Q(\bar{x}_i | \bar{\boldsymbol{\alpha}})}{\partial \bar{\alpha}_{\mu} \partial \bar{\alpha}_{\nu}} , \quad \langle \mathcal{A} \rangle_{\bar{\boldsymbol{x}}} = \mathcal{F} . \end{aligned} \quad (76)$$

Here $\langle \dots \rangle_{\bar{\boldsymbol{x}}}$ means an averaging with respect to all \bar{x}_i 's keeping $\bar{\boldsymbol{\alpha}}$ constant. One immediately recognizes that \mathbf{B} and \mathcal{A} are, respectively, first and second derivatives of the empirical KL divergence that was in the exponent of the inner integral in Eq. (72).

We are dealing now with typical cases. Therefore, large deviations of \mathcal{A} from \mathcal{F} are not allowed, and we may bound Eq. (76) by replacing \mathcal{A}^{-1} with $\mathcal{F}^{-1}(1 + \delta)$, where δ again is independent of N . Now we have to average a bunch of products like

$$\frac{\partial \log Q(\bar{x}_i | \bar{\boldsymbol{\alpha}})}{\partial \bar{\alpha}_{\mu}} (\mathcal{F}^{-1})_{\mu\nu} \frac{\partial \log Q(\bar{x}_j | \bar{\boldsymbol{\alpha}})}{\partial \bar{\alpha}_{\nu}} \quad (77)$$

over all \bar{x}_i 's. Only the terms with $i = j$ survive the averaging. There are $K^2 N$ such terms, each contributing of order N^{-1} . This means that the total contribution of the typical fluctuations is bounded by a number of order one and does not grow with N .

This concludes the proof of controllability of fluctuations for $d_{\text{VC}} < \infty$. One may notice that we never used the specific form of $M(\epsilon, N, d_{\text{VC}})$, which is the only thing dependent on the precise value of the dimension. Actually, a more thorough look at the proof shows that we do not even need the strict uniform convergence enforced by the Glivenko–Cantelli bound. With some modifications the proof should still hold if there exist some *a priori* improbable values of $\boldsymbol{\alpha}$ and $\bar{\boldsymbol{\alpha}}$ that lead to violation of the bound. That is, if the prior $\mathcal{P}(\boldsymbol{\alpha})$ has sufficiently

narrow support, then we may still expect fluctuations to be unimportant even for VC–infinite problems.

A proof of this can be found in the realm of the Structural Risk Minimization (SRM) theory (Vapnik 1998). SRM theory assumes that an infinite *structure* \mathcal{C} of nested subsets $C_1 \subset C_2 \subset C_3 \subset \dots$ can be imposed onto the set C of all admissible solutions of a learning problem, such that $C = \bigcup C_n$. The idea is that, having a finite number of observations N , one is confined to the choices within some particular structure element C_n , $n = n(N)$, when looking for an approximation to the true solution; this prevents overfitting and poor generalization. Then, as the number of samples increases and one is able to distinguish within more and more complicated subsets, n grows. If d_{VC} for learning in any C_n , $n < \infty$, is finite, then one can show convergence of the estimate to the true value as well as the absolute smallness of fluctuations (Vapnik 1998). It is remarkable that this result holds even if the capacity of the whole set C is not described by a finite d_{VC} .

In the context of SRM, the role of the prior $P(\alpha)$ is to induce a structure on the set of all admissible densities, and the fight between the number of samples N and the narrowness of the prior is precisely what determines how the capacity of the current element of the structure C_n , $n = n(N)$, grows with N . A rigorous proof of smallness of the fluctuations can be constructed based on well known results, as detailed elsewhere (Nemenman 2000). Here we focus on the question of how narrow the prior should be so that every structure element is of finite VC–dimension, and one can guarantee eventual convergence of fluctuations to zero.

Consider two examples. A variable x is distributed according to the following probability density functions:

$$Q(x|\alpha) = \frac{1}{\sqrt{2\pi}} \exp\left[-\frac{1}{2}(x - \alpha)^2\right], \quad x \in (-\infty; +\infty); \quad (78)$$

$$Q(x|\alpha) = \frac{\exp(-\sin \alpha x)}{\int_0^{2\pi} dx \exp(-\sin \alpha x)}, \quad x \in [0; 2\pi). \quad (79)$$

Learning the parameter in the first case is a $d_{VC} = 1$ problem, while in the second case $d_{VC} = \infty$. In the first example, as we have shown above, one may construct a uniform bound on fluctuations irrespective of the prior $P(\alpha)$. The second one does not allow this. Suppose that the prior is uniform in a box $0 < \alpha < \alpha_{\max}$, and zero elsewhere, with α_{\max} rather large. Then for not too many sample points N , the data would be better fitted not by some value in the vicinity of the actual parameter, but by some much larger value, for which almost all data points are at the crests of $-\sin \alpha x$. Adding a new data point would not help, until that best, but wrong, parameter estimate is less than α_{\max} .¹⁰ So the fluctuations are large, and the predictive information is small in

¹⁰Interestingly, since for the model Eq. (79) KL divergence is bounded from below and from above, for $\alpha_{\max} \rightarrow \infty$ the weight in $\rho(D; \bar{\alpha})$ at small D_{KL} vanishes, and a finite weight accumulates at some nonzero value of D . Thus, even putting the fluctuations aside, the asymptotic behavior based on the phase space dimension is invalidated, as mentioned above.

this case. Eventually, however, data points would overwhelm the box size, and the best estimate of α would swiftly approach the actual value. At this point the argument of Clarke and Barron would become applicable, and the leading behavior of the subextensive entropy would converge to its asymptotic value of $(1/2) \log N$. On the other hand, there is no uniform bound on the value of N for which this convergence will occur—it is guaranteed only for $N \gg d_{VC}$, which is never true if $d_{VC} = \infty$. For some sufficiently wide priors this asymptotically correct behavior would be never reached in practice. Further, if we imagine a thermodynamic limit where the box size and the number of samples both become large, then by analogy with problems in supervised learning (Seung et al. 1992, Haussler et al. 1996) we expect that there can be sudden changes in performance as a function of the number of examples. The arguments of Clarke and Barron cannot encompass these phase transitions or “aha!” phenomena. A further bridge between VC dimension and the information theoretic approach to learning may be found in Haussler et al. (1994), where the authors bounded predictive information-like quantities with loose but useful bounds explicitly proportional to d_{VC} .

While much of learning theory has focused on problems with finite VC dimension, it might be that the conventional scenario in which the number of examples eventually overwhelms the number of parameters or dimensions is too weak to deal with many real world problems. Certainly in the present context there is not only a quantitative, but also a qualitative difference between reaching the asymptotic regime in just a few measurements, or in many millions of them. Finitely parameterizable models with finite or infinite d_{VC} fall in *essentially different universality classes* with respect to the predictive information.

4.5 Beyond finite parameterization: general considerations

The previous sections have considered learning from time series where the underlying class of possible models is described with a finite number of parameters. If the number of parameters is not finite then in principle it is impossible to learn anything unless there is some appropriate regularization of the problem. If we let the number of parameters stay finite but become large, then there is *more* to be learned and correspondingly the predictive information grows in proportion to this number, as in Eq. (63). On the other hand, if the number of parameters becomes infinite without regularization, then the predictive information should go to zero since nothing can be learned. We should be able to see this happen in a regularized problem as the regularization weakens: eventually the regularization would be insufficient and the predictive information would vanish. The only way this can happen is if the subextensive term in the entropy grows more and more rapidly with N as we weaken the regularization, until finally it becomes extensive at the point where learning becomes impossible. More precisely, if this scenario for the breakdown of learning is to work, there must be situations in which the predictive information grows with N more rapidly than the logarithmic behavior found in the case of finite parameterization.

Subextensive terms in the entropy are controlled by the density of models as a function of their Kullback–Leibler divergence to the target model. If the models have finite VC and phase space dimensions then this density vanishes for small divergences as $\rho \sim D^{(d-2)/2}$. Phenomenologically, if we let the number of parameters increase, the density vanishes more and more rapidly. We can imagine that beyond the class of finitely parameterizable problems there is a class of regularized infinite dimensional problems in which the density $\rho(D \rightarrow 0)$ vanishes more rapidly than any power of D . As an example, we could have

$$\rho(D \rightarrow 0) \approx A \exp \left[-\frac{B}{D^\mu} \right], \quad \mu > 0; \quad (80)$$

that is, an essential singularity at $D = 0$. For simplicity we assume that the constants A and B can depend on the target model, but that the nature of the essential singularity (μ) is the same everywhere. Before providing an explicit example, let us explore the consequences of this behavior.

From Equation (55) above, we can write the partition function as

$$\begin{aligned} Z(\bar{\alpha}; N) &= \int dD \rho(D; \bar{\alpha}) \exp[-ND] \\ &\approx A(\bar{\alpha}) \int dD \exp \left[-\frac{B(\bar{\alpha})}{D^\mu} - ND \right] \\ &\approx \tilde{A}(\bar{\alpha}) \exp \left[-\frac{1}{2} \frac{\mu + 2}{\mu + 1} \ln N - C(\bar{\alpha}) N^{\mu/(\mu+1)} \right], \end{aligned} \quad (81)$$

where in the last step we use a saddle point or steepest descent approximation which is accurate at large N , and the coefficients are

$$\tilde{A}(\bar{\alpha}) = A(\bar{\alpha}) \left(\frac{2\pi\mu^{1/(\mu+1)}}{\mu + 1} \right)^{1/2} \cdot [B(\bar{\alpha})]^{1/(2\mu+2)} \quad (82)$$

$$C(\bar{\alpha}) = [B(\bar{\alpha})]^{1/(\mu+1)} \left(\frac{1}{\mu^{\mu/(\mu+1)}} + \mu^{1/(\mu+1)} \right). \quad (83)$$

Finally we can use Eqs. (62, 81) to compute the subextensive term in the entropy, keeping only the dominant term at large N ,

$$S_1^{(a)}(N) \rightarrow \frac{1}{\ln 2} \langle C(\bar{\alpha}) \rangle_{\bar{\alpha}} N^{\mu/(\mu+1)} \quad (\text{bits}), \quad (84)$$

where $\langle \dots \rangle_{\bar{\alpha}}$ denotes an average over all the target models.

This behavior of the first subextensive term is qualitatively different from everything we have observed so far. A power law divergence is much stronger than a logarithmic one. Therefore, a lot more predictive information is accumulated in an “infinite parameter” (or nonparametric) system; the system is much richer and more complex, both intuitively and quantitatively.

Subextensive entropy also grows as a power law in a finitely parameterizable system with a growing number of parameters. For example, suppose that we approximate the distribution of a random variable by a histogram with K bins, and

we let K grow with the quantity of available samples as $K \sim N^\nu$. A straightforward generalization of Eq. (63) seems to imply then that $S_1(N) \sim N^\nu \log N$ (Hall and Hannan 1988, Barron and Cover 1991). While not necessarily wrong, analogies of this type are dangerous. If the number of parameters grows constantly, then the scenario where the data overwhelms all the unknowns is far from certain. Observations may provide much less information about features that were introduced into the model at some large N than about those that have existed since the very first measurements. Indeed, in a K -parameter system, the N^{th} sample point contributes $\sim K/2N$ bits to the subextensive entropy [cf. Eq. (63)]. If K changes as mentioned, the N^{th} example then carries $\sim N^{\nu-1}$ bits. Summing this up over all samples, we find $S_1^{(\text{a})} \sim N^\nu$, and if we let $\nu = \mu/(\mu + 1)$ we obtain Eq. (84); note that the growth of the number of parameters is slower than N ($\nu = \mu/(\mu + 1) < 1$), which makes sense. Rissanen et al. (1992) made a similar observation. According to them, for models with increasing number of parameters, predictive codes, which are optimal at each particular N [cf. Eq. (11)], provide a strictly shorter coding length than nonpredictive codes optimized for all data simultaneously. This has to be contrasted with the finite parameter model classes, for which these codes are asymptotically equal.

Power law growth of the predictive information illustrates the point made earlier about the transition from learning more to finally learning nothing as the class of investigated models becomes more complex. As μ increases, the problem becomes richer and more complex, and this is expressed in the stronger divergence of the first subextensive term of the entropy; for fixed large N , the predictive information increases with μ . However, if $\mu \rightarrow \infty$ the problem is too complex for learning—in our model example the number of bins grows in proportion to the number of samples, which means that we are trying to find too much detail in the underlying distribution. As a result, the subextensive term becomes extensive and stops contributing to predictive information. Thus, at least to the leading order, predictability is lost, as promised.

4.6 Beyond finite parameterization: example

While literature on problems in the logarithmic class is reasonably rich, the research on establishing the power law behavior seems to be in its early stages. Some authors have found specific learning problems for which quantities similar to, but sometimes very nontrivially related to S_1 , are bounded by power-law functions (Haussler and Opper 1997, 1998, Cesa-Bianchi and Lugosi 2000). Others have chosen to study finite dimensional models, for which the optimal number of parameters [usually determined by the MDL criterion of Rissanen (1989)] grows as a power law (Hall and Hannan 1988, Rissanen et al. 1992). In addition to the questions raised earlier about the danger of copying finite dimensional intuition to the infinite dimensional setup, these are not examples of truly nonparametric Bayesian learning. Instead these authors make use of a priori constraints to restrict learning to codes of particular structure (histogram codes), while a non-Bayesian inference is conducted within the class. Without

Bayesian averaging and with restrictions on the coding strategy it may happen that a realization of the code length is substantially different from the predictive information. Similar conceptual problems plague even true nonparametric examples, as considered, for example, by Barron and Cover (1991). In summary, we don't know of a complete calculation in which a family of power-law scalings of the predictive information is derived from a Bayesian formulation.

The discussion in the previous section suggests that we should look for power-law behavior of the predictive information in learning problems where rather than learning ever more precise values for a fixed set of parameters, we learn a progressively more detailed description—effectively increasing the number of parameters—as we collect more data. One example of such a problem is learning the distribution $Q(x)$ for a continuous variable x , but rather than writing a parametric form of $Q(x)$ we assume only that this function itself is chosen from some distribution that enforces a degree of smoothness. There are some natural connections of this problem to the methods of quantum field theory (Bialek, Callan, and Strong 1996) which we can exploit to give a complete calculation of the predictive information, at least for a class of smoothness constraints.

We write $Q(x) = (1/l_0) \exp[-\phi(x)]$ so that positivity of the distribution is automatic, and then smoothness may be expressed by saying that the ‘energy’ (or action) associated with a function $\phi(x)$ is related to an integral over its derivatives, like the strain energy in a stretched string. The simplest possibility following this line of ideas is that the distribution of functions is given by

$$\mathcal{P}[\phi(x)] = \frac{1}{\mathcal{Z}} \exp \left[-\frac{l}{2} \int dx \left(\frac{\partial \phi}{\partial x} \right)^2 \right] \delta \left[\frac{1}{l_0} \int dx e^{-\phi(x)} - 1 \right], \quad (85)$$

where \mathcal{Z} is the normalization constant for $\mathcal{P}[\phi]$, the delta function insures that each distribution $Q(x)$ is normalized, and l sets a scale for smoothness. If distributions are chosen from this distribution, then the optimal Bayesian estimate of $Q(x)$ from a set of samples x_1, x_2, \dots, x_N converges to the correct answer, and the distribution at finite N is nonsingular, so that the regularization provided by this prior is strong enough to prevent the development of singular peaks at the location of observed data points (Bialek, Callan, and Strong 1996). Further developments of the theory, including alternative choices of $\mathcal{P}[\phi(x)]$, have been given by Periwal (1997, 1998), Holy (1997) and Aida (1998); for a detailed numerical investigation of this problem see Nemenman and Bialek (2001). Our goal here is to be illustrative rather than exhaustive.¹¹

From the discussion above we know that the predictive information is related to the density of Kullback–Leibler divergences, and that the power-law behavior we are looking for comes from an essential singularity in this density function. Thus we calculate $\rho(D, \bar{\phi})$ in the model defined by Eq. (85).

¹¹We caution the reader that our discussion in this section is less self-contained than in other sections. Since the crucial steps exactly parallel those in the earlier work, here we just give references.

With $Q(x) = (1/l_0) \exp[-\phi(x)]$, we can write the KL divergence as

$$D_{\text{KL}}[\bar{\phi}(x)||\phi(x)] = \frac{1}{l_0} \int dx \exp[-\bar{\phi}(x)][\phi(x) - \bar{\phi}(x)]. \quad (86)$$

We want to compute the density,

$$\rho(D; \bar{\phi}) = \int [d\phi(x)] \mathcal{P}[\phi(x)] \delta(D - D_{\text{KL}}[\bar{\phi}(x)||\phi(x)]) \quad (87)$$

$$= M \int [d\phi(x)] \mathcal{P}[\phi(x)] \delta(MD - MD_{\text{KL}}[\bar{\phi}(x)||\phi(x)]), \quad (88)$$

where we introduce a factor M which we will allow to become large so that we can focus our attention on the interesting limit $D \rightarrow 0$. To compute this integral over all functions $\phi(x)$, we introduce a Fourier representation for the delta function, and then rearrange the terms:

$$\rho(D; \bar{\phi}) = M \int \frac{dz}{2\pi} \exp(izMD) \int [d\phi(x)] \mathcal{P}[\phi(x)] \exp(-izMD_{\text{KL}}) \quad (89)$$

$$= M \int \frac{dz}{2\pi} \exp\left(izMD + \frac{izM}{l_0} \int dx \bar{\phi}(x) \exp[-\bar{\phi}(x)]\right) \\ \times \int [d\phi(x)] \mathcal{P}[\phi(x)] \exp\left(-\frac{izM}{l_0} \int dx \phi(x) \exp[-\bar{\phi}(x)]\right). \quad (90)$$

The inner integral over the functions $\phi(x)$ is exactly the integral which was evaluated in the original discussion of this problem (Bialek, Callan and Strong 1996); in the limit that zM is large we can use a saddle point approximation, and standard field theoretic methods allow us to compute the fluctuations around the saddle point. The result is that

$$\int [d\phi(x)] \mathcal{P}[\phi(x)] \exp\left(-\frac{izM}{l_0} \int dx \phi(x) \exp[-\bar{\phi}(x)]\right) \\ = \exp\left(-\frac{izM}{l_0} \int dx \bar{\phi}(x) \exp[-\bar{\phi}(x)] - S_{\text{eff}}[\bar{\phi}(x); zM]\right), \quad (91)$$

$$S_{\text{eff}}[\bar{\phi}; zM] = \frac{l}{2} \int dx \left(\frac{\partial \bar{\phi}}{\partial x}\right)^2 + \frac{1}{2} \left(\frac{izM}{ll_0}\right)^{1/2} \int dx \exp[-\bar{\phi}(x)/2]. \quad (92)$$

Now we can do the integral over z , again by a saddle point method. The two saddle point approximations are both valid in the limit that $D \rightarrow 0$ and $MD^{3/2} \rightarrow \infty$; we are interested precisely in the first limit, and we are free to set M as we wish, so this gives us a good approximation for $\rho(D \rightarrow 0; \bar{\phi})$. This results in

$$\rho(D \rightarrow 0; \bar{\phi}) = A[\bar{\phi}(x)] D^{-3/2} \exp\left(-\frac{B[\bar{\phi}(x)]}{D}\right), \quad (93)$$

$$\begin{aligned}
A[\bar{\phi}(x)] &= \frac{1}{\sqrt{16\pi ll_0}} \exp\left[-\frac{l}{2} \int dx (\partial_x \bar{\phi})^2\right] \int dx \exp[-\bar{\phi}(x)/2] \quad (94) \\
B[\bar{\phi}(x)] &= \frac{1}{16ll_0} \left(\int dx \exp[-\bar{\phi}(x)/2] \right)^2. \quad (95)
\end{aligned}$$

Except for the factor of $D^{-3/2}$, this is exactly the sort of essential singularity that we considered in the previous section, with $\mu = 1$. The $D^{-3/2}$ prefactor does not change the leading large N behavior of the predictive information, and we find that

$$S_1^{(a)}(N) \sim \frac{1}{2 \ln 2 \sqrt{ll_0}} \left\langle \int dx \exp[-\bar{\phi}(x)/2] \right\rangle_{\bar{\phi}} N^{1/2}, \quad (96)$$

where $\langle \dots \rangle_{\bar{\phi}}$ denotes an average over the target distributions $\bar{\phi}(x)$ weighted once again by $\mathcal{P}[\bar{\phi}(x)]$. Notice that if x is unbounded then the average in Eq. (96) is infrared divergent; if instead we let the variable x range from 0 to L then this average should be dominated by the uniform distribution. Replacing the average by its value at this point, we obtain the approximate result

$$S_1^{(a)}(N) \sim \frac{1}{2 \ln 2} \sqrt{N} \left(\frac{L}{l} \right)^{1/2} \text{ bits}. \quad (97)$$

To understand the result in Eq. (97), we recall that this field theoretic approach is more or less equivalent to an adaptive binning procedure in which we divide the range of x into bins of local size $\sqrt{l/NQ(x)}$ (Bialek, Callan, and Strong 1996). From this point of view, Eq. (97) makes perfect sense: the predictive information is directly proportional to the number of bins that can be put in the range of x . This also is in direct accord with a comment from the previous subsection that power law behavior of predictive information arises from the number of parameters in the problem depending on the number of samples.

This counting of parameters allows a schematic argument about the smallness of fluctuations in this particular nonparametric problem. If we take the hint that at every step $\sim \sqrt{N}$ bins are being investigated, then we can imagine that the field theoretic prior in Eq. (85) has imposed a structure \mathcal{C} on the set of all possible densities, so that the set C_n is formed of all continuous piecewise linear functions that have not more than n kinks. Learning such functions for finite n is a $d_{VC} = n$ problem. Now, as N grows, the elements with higher capacities $n \sim \sqrt{N}$ are admitted. The fluctuations in such a problem are known to be controllable (Vapnik 1998), as discussed in more detail elsewhere (Nemenman 2000).

One thing which remains troubling is that the predictive information depends on the arbitrary parameter l describing the scale of smoothness in the distribution. In the original work it was proposed that one should integrate over possible values of l (Bialek, Callan and Strong 1996). Numerical simulations demonstrate that this parameter can be learned from the data itself (Nemenman and Bialek 2000), but perhaps even more interesting is a formulation of the problem by Periwé (1997, 1998) which recovers complete coordinate

invariance by effectively allowing l to vary with x . In this case the whole theory has no length scale, and there also is no need to confine the variable x to a box (here of size L). We expect that this coordinate invariant approach will lead to a universal coefficient multiplying \sqrt{N} in the analog of Eq. (97), but this remains to be shown.

In summary, the field theoretic approach to learning a smooth distribution in one dimension provides us with a concrete, calculable example of a learning problem with power-law growth of the predictive information. The scenario is exactly as suggested in the previous section, where the density of KL divergences develops an essential singularity. Heuristic considerations (Bialek, Callan, and Strong 1996; Aida 1999) suggest that different smoothness penalties and generalizations to higher dimensional problems will have sensible effects on the predictive information—all have power-law growth, smoother functions have smaller powers (less to learn), and higher dimensional problems have larger powers (more to learn)—but real calculations for these cases remain challenging.

5 I_{pred} as a measure of complexity

The problem of quantifying complexity is very old [see Grassberger (1991) for a short review]. Solomonoff (1964), Kolmogorov (1965), and Chaitin (1975) investigated a mathematically rigorous notion of complexity that measures (roughly) the minimum length of a computer program that simulates the observed time series [see also Li and Vitányi (1993)]. Unfortunately there is no algorithm that can calculate the Kolmogorov complexity of all data sets. In addition, algorithmic or Kolmogorov complexity is closely related to the Shannon entropy, which means that it measures something closer to our intuitive concept of randomness than to the intuitive concept of complexity [as discussed, for example, by Bennett (1990)]. These problems have fueled continued research along two different paths, representing two major motivations for defining complexity. First, one would like to make precise an impression that some systems—such as life on earth or a turbulent fluid flow—evolve toward a state of higher complexity, and one would like to be able to classify those states. Second, in choosing among different models that describe an experiment, one wants to quantify a preference for simpler explanations or, equivalently, provide a penalty for complex models that can be weighed against the more conventional goodness of fit criteria. We bring our readers up to date with some developments in both of these directions, and then discuss the role of predictive information as a measure of complexity. This also gives us an opportunity to discuss more carefully the relation of our results to previous work.

5.1 Complexity of statistical models

The construction of complexity penalties for model selection is a statistics problem. As far as we know, however, the first discussions of complexity in this context belong to philosophical literature. Even leaving aside the early contri-

butions of William of Occam on the need for simplicity, Hume on the problem of induction, and Popper on falsifiability, Kemeney (1953) suggested explicitly that it would be possible to create a model selection criterion that balances goodness of fit versus complexity. Wallace and Burton (1968) hinted that this balance may result in the model with “the briefest recording of all attribute information.” Even though he probably had a somewhat different motivation, Akaike (1974a, 1974b) made the first quantitative step along these lines. His *ad hoc* complexity term was independent of the number of data points and was proportional to the number of free independent parameters in the model.

These ideas were rediscovered and developed systematically by Rissanen in a series of papers starting from 1978. He has emphasized strongly (Rissanen 1984, 1986, 1987, 1989) that fitting a model to data represents an encoding of those data, or predicting future data, and that in searching for an efficient code we need to measure not only the number of bits required to describe the deviations of the data from the model’s predictions (goodness of fit), but also the number of bits required to specify the parameters of the model (complexity). This specification has to be done to a precision supported by the data.¹² Rissanen (1984) and Clarke and Barron (1990) in full generality were able to prove that the optimal encoding of a model requires a code with length asymptotically proportional to the number of independent parameters and logarithmically dependent on the number of data points we have observed. The minimal amount of space one needs to encode a data string (minimum description length or MDL) within a certain assumed model class was termed by Rissanen *stochastic complexity*, and in recent work he refers to the piece of the stochastic complexity required for coding the parameters as the *model complexity* (Rissanen 1996). This approach was further strengthened by a recent result (Vitányi and Li 2000) that an estimation of parameters using the MDL principle is equivalent to Bayesian parameter estimations with a “universal” prior (Li and Vitányi 1993).

There should be a close connection between Rissanen’s ideas of encoding the data stream and the subextensive entropy. We are accustomed to the idea that the average length of a code word for symbols drawn from a distribution P is given by the entropy of that distribution; thus it is tempting to say that an encoding of a stream x_1, x_2, \dots, x_N will require an amount of space equal to the entropy of the joint distribution $P(x_1, x_2, \dots, x_N)$. The situation here is a bit more subtle, because the usual proofs of equivalence between code length and entropy rely on notions of typicality and asymptotics as we try to encode sequences of many symbols; here we already have N symbols and so it doesn’t really make sense to talk about a stream of streams. One can argue, however, that atypical sequences are not truly random within a considered distribution since their coding by the methods optimized for the distribution is not optimal. So atypical sequences are better considered as typical ones coming from a different distribution [a point also made by Grassberger (1986)]. This allows us to identify properties of an observed (long) string with the properties of the

¹²Within this framework Akaike’s suggestion can be seen as coding the model to (suboptimal) fixed precision.

distribution it comes from, as was done by Vitányi and Li (2000). If we accept this identification of entropy with code length, then Rissanen’s stochastic complexity should be the entropy of the distribution $P(x_1, x_2, \dots, x_N)$.

As emphasized by Balasubramanian (1997), the entropy of the joint distribution of N points can be decomposed into pieces that represent noise or errors in the model’s local predictions—an extensive entropy—and the space required to encode the model itself, which must be the subextensive entropy. Since in the usual formulation all long-term predictions are associated with the continued validity of the model parameters, the dominant component of the subextensive entropy must be this parameter coding, or model complexity in Rissanen’s terminology. Thus the subextensive entropy should be the model complexity, and in simple cases where we can describe the data by a K -parameter model both quantities are equal to $(K/2) \log_2 N$ bits to the leading order.

The fact that the subextensive entropy or predictive information agrees with Rissanen’s model complexity suggests that I_{pred} provides a reasonable measure of complexity in learning problems. This agreement might lead the reader to wonder if all we have done is to rewrite the results of Rissanen et al. in a different notation. To calm these fears we recall again that our approach distinguishes infinite VC problems from finite ones and treats nonparametric cases as well. Indeed, the predictive information is defined without reference to the idea that we are learning a model, and thus we can make a link to physical aspects of the problem, as discussed below.

The MDL principle was introduced as a procedure for statistical inference from a data stream to a model. In contrast, we take the predictive information to be a *characterization* of the data stream itself. To the extent that we can think of the data stream as arising from a model with unknown parameters, as in the examples of Section 4, all notions of inference are purely Bayesian and there is no additional “penalty for complexity.” In this sense our discussion is much closer in spirit to Balasubramanian (1997) than to Rissanen (1978). On the other hand, we can always think about the ensemble of data streams that can be generated by a *class* of models, provided that we have a proper Bayesian prior on the members of the class. Then the predictive information measures the complexity of the class, and this characterization can be used to understand why inference within some (simpler) model classes will be more efficient; for practical examples along these lines see Nemenman (2000) and Nemenman and Bialek (2001).

5.2 Complexity of dynamical systems

While there are a few attempts to quantify complexity in terms of deterministic predictions (Wolfram 1984), the majority of efforts to measure the complexity of physical systems starts with a probabilistic approach. In addition, there is a strong prejudice that the complexity of physical systems should be measured by quantities that are not only statistical, but are also at least related to more conventional thermodynamic quantities (temperature, entropy, ...), since this is the only way one will be able to calculate complexity within the framework

of statistical mechanics. Most proposals define complexity as an entropy-like quantity, but an entropy of some unusual ensemble. For example, Lloyd and Pagels (1988) identified complexity as *thermodynamic depth*, the entropy of the state sequences that lead to the current state. The idea clearly is in the same spirit as the measurement of predictive information, but this depth measure does not completely discard the extensive component of the entropy (Crutchfield and Shalizi 1999) and thus fails to resolve the essential difficulty in constructing complexity measures for physical systems: distinguishing genuine complexity from randomness (entropy), the complexity should be zero both for purely regular and for purely random systems.

New definitions of complexity that try to satisfy these criteria (Lopez-Ruiz et al. 1995, Gell-Mann and Lloyd 1996, Shiner et al. 1999, Sole and Luque 1999, Adami and Cerf 2000) and criticisms of these proposals (Crutchfield et al. 1999, Feldman and Crutchfield 1998, Sole and Luque 1999) continue to emerge even now. Aside from the obvious problems of not actually eliminating the extensive component for all or a part of the parameter space or not expressing complexity as an average over a physical ensemble, the critiques often are based on a clever argument first mentioned explicitly by Feldman and Crutchfield (1998). In an attempt to create a universal measure, the constructions can be made *over-universal*: many proposed complexity measures depend only on the entropy density \mathcal{S}_0 and thus are functions only of disorder—not a desired feature. In addition, many of these and other definitions are flawed because they fail to distinguish among the richness of classes beyond some very simple ones.

In a series of papers, Crutchfield and coworkers identified *statistical complexity* with the entropy of *causal states*, which in turn are defined as all those microstates (or histories) that have the same conditional distribution of futures (Crutchfield and Young 1989, Shalizi and Crutchfield 1999). The causal states provide an optimal description of a system’s dynamics in the sense that these states make as good a prediction as the histories themselves. Statistical complexity is very similar to predictive information, but Shalizi and Crutchfield (1999) define a quantity which is even closer to the spirit of our discussion: their *excess entropy* is exactly the mutual information between the semi-infinite past and future. Unfortunately, by focusing on cases in which the past and future are infinite but the excess entropy is finite, their discussion is limited to systems for which (in our language) $I_{\text{pred}}(T \rightarrow \infty) = \text{constant}$.

In our view, Grassberger (1986, 1991) has made the clearest and the most appealing definitions. He emphasized that the slow approach of the entropy to its extensive limit is a sign of complexity, and has proposed several functions to analyze this slow approach. His *effective measure complexity* is the subextensive entropy term of an infinite data sample. Unlike Crutchfield et al., he allows this measure to grow to infinity. As an example, for low dimensional dynamical systems, the effective measure complexity is finite whether the system exhibits periodic or chaotic behavior, but at the bifurcation point that marks the onset of chaos, it diverges logarithmically. More interestingly, Grassberger also notes that simulations of specific cellular automaton models that are capable of universal computation indicate that these systems can exhibit an even stronger,

power-law, divergence.

Grassberger (1986, 1991) also introduces the *true measure complexity*, or the *forecasting complexity*, which is the minimal information one needs to extract from the past in order to provide optimal prediction. Interestingly, another complexity measure, the *logical depth* (Bennett 1985), which measures the time needed to decode the optimal compression of the observed data, is bounded from below by this quantity because decoding requires reading all of this information. In addition, true measure complexity is exactly the statistical complexity of Crutchfield et al., and the two approaches are actually much closer than they seem. The relation between the true and the effective measure complexities, or between the statistical complexity and the excess entropy, closely parallels the idea of extracting or compressing relevant information (Tishby et al. 1999, Bialek and Tishby, in preparation), as discussed below.

5.3 A unique measure of complexity?

We recall that entropy provides a measure of information that is unique in satisfying certain plausible constraints (Shannon 1948). It would be attractive if we could prove a similar uniqueness theorem for the predictive information, or any part of it, as a measure of the complexity or richness of a time dependent signal $x(0 < t < T)$ drawn from a distribution $P[x(t)]$. Before proceeding along these lines we have to be more specific about what we mean by “complexity.” In most cases, including the learning problems discussed above, it is clear that we want to measure complexity of the dynamics underlying the signal, or equivalently the complexity of a model that might be used to describe the signal.¹³ There remains a question, however, whether we want to attach measures of complexity to a particular signal $x(t)$, or whether we are interested in measures (like the entropy itself) that are defined by an average over the ensemble $P[x(t)]$.

One problem in assigning complexity to single realizations is that there can be atypical data streams. Either we must treat atypicality explicitly, arguing that atypical data streams from one source should be viewed as typical streams from another source, as discussed by Vitányi and Li (2000), or we have to look at average quantities. Grassberger (1986) in particular has argued that our visual intuition about the complexity of spatial patterns is an ensemble concept, even if the ensemble is only implicit; see also Tong in the discussion session of Rissanen (1987). In Rissanen’s formulation of MDL, one tries to compute the description length of a single string with respect to some class of possible models for that string, but if these models are probabilistic we can always think about these models as generating an ensemble of possible strings. The fact that we admit probabilistic models is crucial: even at a colloquial level, if we allow for probabilistic models then there is a simple description for a sequence of truly random bits, but if we insist on a deterministic model then it may be very

¹³The problem of finding this model or of reconstructing the underlying dynamics may also be complex in the computational sense, so that there may not exist an efficient algorithm. More interestingly, the computational effort required may grow with the duration T of our observations. We leave these algorithmic issues aside for the present discussion.

complicated to generate precisely the observed string of bits.¹⁴ Furthermore, in the context of probabilistic models it hardly makes sense to ask for a dynamics that generates a particular data stream; we must ask for dynamics that generate the data with reasonable probability, which is more or less equivalent to asking that the given string be a typical member of the ensemble generated by the model. All of these paths lead us to thinking not about single strings but about ensembles in the tradition of statistical mechanics, and so we shall search for measures of complexity that are averages over the distribution $P[x(t)]$.

Once we focus on average quantities, we can start by adopting Shannon's postulates as constraints on a measure of complexity: if there are N equally likely signals, then the measure should be monotonic in N ; if the signal is decomposable into statistically independent parts then the measure should be additive with respect to this decomposition; and if the signal can be described as a leaf on a tree of statistically independent decisions then the measure should be a weighted sum of the measures at each branching point. We believe that these constraints are as plausible for complexity measures as for information measures, and it is well known from Shannon's original work that this set of constraints leaves the entropy as the only possibility. Since we are discussing a time dependent signal, this entropy depends on the duration of our sample, $S(T)$. We know of course that this cannot be the end of the discussion, because we need to distinguish between randomness (entropy) and complexity. The path to this distinction is to introduce other constraints on our measure.

First we notice that if the signal x is continuous, then the entropy is not invariant under transformations of x . It seems reasonable to ask that complexity be a function of the process we are observing and not of the coordinate system in which we choose to record our observations. The examples above show us, however, that it is not the whole function $S(T)$ which depends on the coordinate system for x ;¹⁵ it is only the extensive component of the entropy that has this noninvariance. This can be seen more generally by noting that subextensive terms in the entropy contribute to the mutual information among different segments of the data stream (including the predictive information defined here), while the extensive entropy cannot; mutual information is coordinate invariant, so all of the noninvariance must reside in the extensive term. Thus, any measure of complexity that is coordinate invariant must discard the extensive component of the entropy.

The fact that extensive entropy cannot contribute to complexity is discussed widely in the physics literature (Bennett 1990), as our short review above shows. To statisticians and computer scientists, who are used to Kolmogorov's ideas, this is less obvious. However, Rissanen (1986, 1987) also talks about "noise" and "useful information" in a data sequence, which is similar to splitting entropy into its extensive and the subextensive parts. His "model complexity," aside from

¹⁴This is the statement that the Kolmogorov complexity of a random sequence is large: the programs or algorithms considered in the Kolmogorov formulation are deterministic, and the program must generate precisely the observed string.

¹⁵Here we consider instantaneous transformations of x , not filtering or other transformations that mix points at different times.

not being an average as required above, is essentially equal to the subextensive entropy. Similarly, Whittle [in the discussion of Rissanen (1987)] talks about separating the predictive part of the data from the rest.

If we continue along these lines, we can think about the asymptotic expansion of the entropy at large T . The extensive term is the first term in this series, and we have seen that it must be discarded. What about the other terms? In the context of learning a parameterized model, most of the terms in this series depend in detail on our prior distribution in parameter space, which might seem odd for a measure of complexity. More generally, if we consider transformations of the data stream $x(t)$ that mix points within a temporal window of size τ , then for $T \gg \tau$ the entropy $S(T)$ may have subextensive terms which are constant, and these are not invariant under this class of transformations. On the other hand, if there are divergent subextensive terms, these *are* invariant under such temporally local transformations.¹⁶ So if we insist that measures of complexity be invariant not only under instantaneous coordinate transformations, but also under temporally local transformations, then we can discard both the extensive and the finite subextensive terms in the entropy, leaving only the divergent subextensive terms as a possible measure of complexity.

An interesting example of these arguments is provided by the statistical mechanics of polymers. It is conventional to make models of polymers as random walks on a lattice, with various interactions or self avoidance constraints among different elements of the polymer chain. If we count the number \mathcal{N} of walks with N steps, we find that $\mathcal{N}(N) \sim AN^\gamma z^N$ (de Gennes 1979). Now the entropy is the logarithm of the number of states, and so there is an extensive entropy $\mathcal{S}_0 = \log_2 z$, a constant subextensive entropy $\log_2 A$, and a divergent subextensive term $S_1(N) \rightarrow \gamma \log_2 N$. Of these three terms, only the divergent subextensive term (related to the critical exponent γ) is universal, that is independent of the detailed structure of the lattice. Thus, as in our general argument, it is only the divergent subextensive terms in the entropy that are invariant to changes in our description of the local, small scale dynamics.

We can recast the invariance arguments in a slightly different form using the relative entropy. We recall that entropy is defined cleanly only for discrete processes, and that in the continuum there are ambiguities. We would like to write the continuum generalization of the entropy of a process $x(t)$ distributed according to $P[x(t)]$ as

$$S_{\text{cont}} = - \int Dx(t) P[x(t)] \log_2 P[x(t)], \quad (98)$$

but this is not well defined because we are taking the logarithm of a dimensional quantity. Shannon gave the solution to this problem: we use as a measure of information the relative entropy or KL divergence between the distribution

¹⁶Throughout this discussion we assume that the signal x at one point in time is finite dimensional. There are subtleties if we allow x to represent the configuration of a spatially infinite system.

$P[x(t)]$ and some reference distribution $Q[x(t)]$,

$$S_{\text{rel}} = - \int Dx(t) P[x(t)] \log_2 \left(\frac{P[x(t)]}{Q[x(t)]} \right), \quad (99)$$

which is invariant under changes of our coordinate system on the space of signals. The cost of this invariance is that we have introduced an arbitrary distribution $Q[x(t)]$, and so really we have a family of measures. We can find a unique complexity measure within this family by imposing invariance principles as above, but in this language we must make our measure invariant to different choices of the reference distribution $Q[x(t)]$.

The reference distribution $Q[x(t)]$ embodies our expectations for the signal $x(t)$; in particular, S_{rel} measures the extra space needed to encode signals drawn from the distribution $P[x(t)]$ if we use coding strategies that are optimized for $Q[x(t)]$. If $x(t)$ is a written text, two readers who expect different numbers of spelling errors will have different Q s, but to the extent that spelling errors can be corrected by reference to the immediate neighboring letters we insist that any measure of complexity be invariant to these differences in Q . On the other hand, readers who differ in their expectations about the global subject of the text may well disagree about the richness of a newspaper article. This suggests that complexity is a component of the relative entropy that is invariant under some class of local translations and misspellings.

Suppose that we leave aside global expectations, and construct our reference distribution $Q[x(t)]$ by allowing only for short ranged interactions—certain letters tend to follow one another, letters form words, and so on, but we bound the range over which these rules are applied. Models of this class cannot embody the full structure of most interesting time series (including language), but in the present context we are not asking for this. On the contrary, we are looking for a measure that is invariant to differences in this short ranged structure. In the terminology of field theory or statistical mechanics, we are constructing our reference distribution $Q[x(t)]$ from local operators. Because we are considering a one dimensional signal (the one dimension being time), distributions constructed from local operators cannot have any phase transitions as a function of parameters; again it is important that the signal x at one point in time is finite dimensional. The absence of critical points means that the entropy of these distributions (or their contribution to the relative entropy) consists of an extensive term (proportional to the time window T) plus a constant subextensive term, plus terms that vanish as T becomes large. Thus, if we choose different reference distributions within the class constructible from local operators, we can change the extensive component of the relative entropy, and we can change constant subextensive terms, but the divergent subextensive terms are invariant.

To summarize, the usual constraints on information measures in the continuum produce a family of allowable complexity measures, the relative entropy to an arbitrary reference distribution. If we insist that all observers who choose reference distributions constructed from local operators arrive at the same measure of complexity, or if we follow the first line of arguments presented above, then this measure must be the divergent subextensive component of the entropy

or, equivalently, the predictive information. We have seen that this component is connected to learning in a straightforward way, quantifying the amount that can be learned about dynamics that generate the signal, and to measures of complexity that have arisen in statistics and in dynamical systems theory.

6 Discussion

We have presented predictive information as a *characterization* of various data streams. In the context of learning, predictive information is related directly to generalization. More generally, the structure or order in a time series or a sequence is related almost by definition to the fact that there is predictability along the sequence. The predictive information measures the amount of such structure, but doesn't exhibit the structure in a concrete form. Having collected a data stream of duration T , what are the features of these data that carry the predictive information $I_{\text{pred}}(T)$? From Equation (10) we know that most of what we have seen over the time T must be irrelevant to the problem of prediction, so that the predictive information is a small fraction of the total information; can we separate these predictive bits from the vast amount of nonpredictive data?

The problem of separating predictive from nonpredictive information is a special case of the problem discussed recently (Tishby et al. 1999, Bialek and Tishby, in preparation): given some data x , how do we compress our description of x while preserving as much information as possible about some other variable y ? Here we identify $x = x_{\text{past}}$ as the past data and $y = x_{\text{future}}$ as the future. When we compress x_{past} into some reduced description \hat{x}_{past} we keep a certain amount of information about the past, $I(\hat{x}_{\text{past}}; x_{\text{past}})$, and we also preserve a certain amount of information about the future, $I(\hat{x}_{\text{past}}; x_{\text{future}})$. There is no single correct compression $x_{\text{past}} \rightarrow \hat{x}_{\text{past}}$; instead there is a one parameter family of strategies which trace out an optimal curve in the plane defined by these two mutual informations, $I(\hat{x}_{\text{past}}; x_{\text{future}})$ vs. $I(\hat{x}_{\text{past}}; x_{\text{past}})$.

The predictive information preserved by compression must be less than the total, so that $I(\hat{x}_{\text{past}}; x_{\text{future}}) \leq I_{\text{pred}}(T)$. Generically no compression can preserve all of the predictive information so that the inequality will be strict, but there are interesting special cases where equality can be achieved. If prediction proceeds by learning a model with a finite number of parameters, we might have a regression formula that specifies the best estimate of the parameters given the past data; using the regression formula compresses the data but preserves all of the predictive power. In cases like this (more generally, if there exist sufficient statistics for the prediction problem) we can ask for the minimal set of \hat{x}_{past} such that $I(\hat{x}_{\text{past}}; x_{\text{future}}) = I_{\text{pred}}(T)$. The entropy of this minimal \hat{x}_{past} is the true measure complexity defined by Grassberger (1986) or the statistical complexity defined by Crutchfield and Young (1989) [in the framework of the causal states theory a very similar comment was made recently by Shalizi and Crutchfield (2000)].

In the context of statistical mechanics, long range correlations are characterized by computing the correlation functions of order parameters, which are

coarse-grained functions of the system’s microscopic variables. When we know something about the nature of the order parameter (e. g., whether it is a vector or a scalar), then general principles allow a fairly complete classification and description of long range ordering and the nature of the critical points at which this order can appear or change. On the other hand, defining the order parameter itself remains something of an art. For a ferromagnet, the order parameter is obtained by local averaging of the microscopic spins, while for an antiferromagnet one must average the staggered magnetization to capture the fact that the ordering involves an alternation from site to site, and so on. Since the order parameter carries all the information that contributes to long range correlations in space and time, it might be possible to define order parameters more generally as those variables that provide the most efficient compression of the predictive information, and this should be especially interesting for complex or disordered systems where the nature of the order is not obvious intuitively; a first try in this direction was made by Bruder (1998). At critical points the predictive information will diverge with the size of the system, and the coefficients of these divergences should be related to the standard scaling dimensions of the order parameters, but the details of this connection need to be worked out.

If we compress or extract the predictive information from a time series we are in effect discovering “features” that capture the nature of the ordering in time. Learning itself can be seen as an example of this, where we discover the parameters of an underlying model by trying to compress the information that one sample of N points provides about the next, and in this way we address directly the problem of generalization (Bialek and Tishby, in preparation). The fact that (as mentioned above) nonpredictive information is useless to the organism suggests that one crucial goal of neural information processing is to separate predictive information from the background. Perhaps rather than providing an efficient representation of the current state of the world—as suggested by Attnave (1954), Barlow (1959, 1961), and others (Atick 1992)—the nervous system provides an efficient representation of the predictive information.¹⁷ It should be possible to test this directly by studying the encoding of reasonably natural signals and asking if the information which neural responses provide

¹⁷If, as seems likely, the stream of data reaching our senses has diverging predictive information then the space required to write down our description grows and grows as we observe the world for longer periods of time. In particular, if we can observe for a very long time then the amount that we know about the future will exceed, by an arbitrarily large factor, the amount that we know about the present. Thus representing the predictive information may require many more neurons than would be required to represent the current data. If we imagine that the goal of primary sensory cortex is to represent the current state of the sensory world, then it is difficult to understand why these cortices have so many more neurons than they have sensory inputs. In the extreme case, the region of primary visual cortex devoted to inputs from the fovea has nearly 30,000 neurons for each photoreceptor cell in the retina (Hawken and Parker 1991); although much remains to be learned about these cells, it is difficult to imagine that the activity of so many neurons constitutes an efficient representation of the current sensory inputs. But if we live in a world where the predictive information in the movies reaching our retina diverges, it is perfectly possible that an efficient representation of the predictive information available to us at one instant requires thousands of times more space than an efficient representation of the image currently falling on our retina.

about the future of the input is close to the limit set by the statistics of the input itself, given that the neuron only captures a certain number of bits about the past. Thus we might ask if, under natural stimulus conditions, a motion sensitive visual neuron captures features of the motion trajectory that allow for optimal prediction or extrapolation of that trajectory; by using information theoretic measures we both test the “efficient representation” hypothesis directly and avoid arbitrary assumptions about the metric for errors in prediction. For more complex signals such as communication sounds, even identifying the features that capture the predictive information is an interesting problem.

It is natural to ask if these ideas about predictive information could be used to analyze experiments on learning in animals or humans. We have emphasized the problem of learning probability distributions or probabilistic models rather than learning deterministic functions, associations or rules. It is known that the nervous system adapts to the statistics of its inputs, and this adaptation is evident in the responses of single neurons (Smirnakis et al. 1996, Brenner et al. 2000); these experiments provide a simple example of the system learning a parameterized distribution. When making saccadic eye movements, human subjects alter their distribution of reaction times in relation to the relative probabilities of different targets, as if they had learned an estimate of the relevant likelihood ratios (Carpenter and Williams 1995). Humans also can learn to discriminate almost optimally between random sequences (fair coin tosses) and sequences that are correlated or anticorrelated according to a Markov process; this learning can be accomplished from examples alone, with no other feedback (Lopes and Oden 1987). Acquisition of language may require learning the joint distribution of successive phonemes, syllables, or words, and there is direct evidence for learning of conditional probabilities from artificial sound sequences, both by infants and by adults (Saffran et al. 1996; 1999). These examples, which are not exhaustive, indicate that the nervous system can learn an appropriate probabilistic model,¹⁸ and this offers the opportunity to analyze the dynamics of this learning using information theoretic methods: What is the entropy of N successive reaction times following a switch to a new set of relative probabilities in the saccade experiment? How much information does a single reaction time provide about the relevant probabilities? Following the arguments above, such analysis could lead to a measurement of the universal learning curve $\Lambda(N)$.

The learning curve $\Lambda(N)$ exhibited by a human observer is limited by the predictive information in the time series of stimulus trials itself. Comparing $\Lambda(N)$ to this limit defines an efficiency of learning in the spirit of the discussion by Barlow (1983). While it is known that the nervous system can make efficient use of available information in signal processing tasks [cf. Chapter 4 of Rieke et al. (1997)], and that it can represent this information efficiently in the spike trains of individual neurons [cf. Chapter 3 of Rieke et al. (1997), as well as Berry, Warland and Meister (1997), Strong et al. (1998), and Reinagel and Reid (2000)], it is not known whether the brain is an efficient learning machine in the

¹⁸As emphasized above, many other learning problems, including learning a function from noisy examples, can be seen as the learning of a probabilistic model. Thus we expect that this description applies to a much wider range of biological learning tasks.

analogous sense. Given our classification of learning tasks by their complexity, it would be natural to ask if the efficiency of learning were a critical function of task complexity: perhaps we can even identify a limit beyond which efficient learning fails, indicating a limit to the complexity of the internal model used by the brain during a class of learning tasks. We believe that our theoretical discussion here at least frames a clear question about the complexity of internal models, even if for the present we can only speculate about the outcome of such experiments.

An important result of our analysis is the characterization of time series or learning problems beyond the class of finitely parameterizable models, that is the class with power-law divergent predictive information. Qualitatively this class is more complex than *any* parametric model, no matter how many parameters there may be, because of the more rapid asymptotic growth of $I_{\text{pred}}(N)$. On the other hand, with a finite number of observations N , the actual amount of predictive information in such a nonparametric problem may be *smaller* than in a model with a large but finite number of parameters. Specifically, if we have two models, one with $I_{\text{pred}}(N) \sim AN^\nu$ and one with K parameters so that $I_{\text{pred}}(N) \sim (K/2) \log_2 N$, the infinite parameter model has less predictive information for all N smaller than some critical value

$$N_c \sim \left[\frac{K}{2A\nu} \log_2 \left(\frac{K}{2A} \right) \right]^{1/\nu}. \quad (100)$$

In the regime $N \ll N_c$, it is possible to achieve more efficient prediction by trying to learn the (asymptotically) more complex model, as illustrated concretely in simulations of the density estimation problem (Nemenman and Bialek 2000). Even if there are a finite number of parameters—such as the finite number of synapses in a small volume of the brain—this number may be so large that we always have $N \ll N_c$, so that it may be more effective to think of the many parameter model as approximating a continuous or nonparametric one.

It is tempting to suggest that the regime $N \ll N_c$ is the relevant one for much of biology. If we consider, for example, 10 mm² of inferotemporal cortex devoted to object recognition (Logothetis and Sheinberg 1996), the number of synapses is $K \sim 5 \times 10^9$. On the other hand, object recognition depends on foveation, and we move our eyes roughly three times per second throughout perhaps 10 years of waking life during which we master the art of object recognition. This limits us to at most $N \sim 10^9$ examples. Remembering that we must have $\nu < 1$, even with large values of A Eq. (100) suggests that we operate with $N < N_c$. One can make similar arguments about very different brains, such as the mushroom bodies in insects (Capaldi, Robinson and Fahrbach 1999). If this identification of biological learning with the regime $N \ll N_c$ is correct, then the success of learning in animals must depend on strategies that implement sensible priors over the space of possible models.

There is one clear empirical hint that humans can make effective use of models that are beyond finite parameterization (in the sense that predictive information diverges as a power-law), and this comes from studies of language. Long ago, Shannon (1951) used the knowledge of native speakers to place bounds

on the entropy of written English, and his strategy made explicit use of predictability. Shannon showed N -letter sequences to native speakers (readers), asked them to guess the next letter, and recorded how many guesses were required before they got the right answer. Thus each letter in the text is turned into a number, and the entropy of the distribution of these numbers is an upper bound on the conditional entropy $\ell(N)$ [cf. Eq. (11)]. Shannon himself thought that the convergence as N becomes large was rather quick, and quoted an estimate of the extensive entropy per letter \mathcal{S}_0 . Many years later, Hilberg (1990) reanalyzed Shannon's data and found that the approach to extensivity in fact was very slow: certainly there is evidence for a large component $S_1(N) \propto N^{1/2}$, and this may even dominate the extensive component for accessible N . Ebeling and Pöschel (1994; see also Pöschel, Ebeling, and Rosé 1995) studied the statistics of letter sequences in long texts (like *Moby Dick*) and found the same strong subextensive component. It would be attractive to repeat Shannon's experiments with a design that emphasizes the detection of subextensive terms at large N .¹⁹

In summary, we believe that our analysis of predictive information solves the problem of measuring the complexity of time series. This analysis unifies ideas from learning theory, coding theory, dynamical systems, and statistical mechanics. In particular we have focused attention on a class of processes that are qualitatively more complex than those treated in conventional learning theory, and there are several reasons to think that this class includes many examples of relevance to biology and cognition.

Acknowledgements

We thank V. Balasubramanian, A. Bell, S. Bruder, C. Callan, A. Fairhall, G. Garcia de Polavieja Embid, R. Koberle, A. Libchaber, A. Melikidze, A. Mikhailov, O. Motrunich, M. Opper, R. Rumiati, R. de Ruyter van Steveninck, N. Slonim, T. Spencer, S. Still, S. Strong, and A. Treves for many helpful discussions. We also thank M. Nemenman and R. Rubin for a help with the numerical simulations, and an anonymous referee for pointing out yet more opportunities to connect our work with the earlier literature. Our collaboration was aided in part by a grant from the US-Israel Binational Science Foundation to the Hebrew University of Jerusalem, and work at Princeton was supported in part by funds from NEC.

¹⁹Associated with the slow approach to extensivity is a large mutual information between words or characters separated by long distances, and several groups have found that this mutual information declines as a power law. Cover and King (1978) criticize such observations by noting that this behavior is impossible in Markov chains of arbitrary order. While it is possible that existing mutual information data have not reached asymptotia, the criticism of Cover and King misses the possibility that language is *not* a Markov process. Of course it cannot be Markovian if it has a power-law divergence in the predictive information.

7 References

- Abarbanel, H. D. I., Brown, R., Sidorowich, J. J., & Tsimring L. S. (1993). The analysis of observed chaotic data in physical systems, *Revs. Mod. Phys.* **65**, 1331–1392.
- Adami, C., & Cerf N. J. (2000). Physical complexity of symbolic sequences, *Physica D* **137**, 62–69. See also adap-org/9605002.²⁰
- Aida, T. (1999). Field theoretical analysis of on-line learning of probability distributions, *Phys. Rev. Lett.* **83**, 3554–3557. See also cond-mat/9911474.
- Akaike, H. (1974a). Information theory and an extension of the maximum likelihood principle, in *Second international symposium of information theory*, B. Petrov and F. Csaki, eds. Budapest: (Akademia Kiedo, Budapest).
- Akaike, H. (1974b). A new look at the statistical model identification, *IEEE Trans. Automatic Control.* **19**, 716–723.
- Atick, J. J. (1992). Could information theory provide an ecological theory of sensory processing? In *Princeton Lectures on Biophysics*, W. Bialek, ed., pp. 223–289 (World Scientific, Singapore).
- Attneave, F. (1954). Some informational aspects of visual perception, *Psych. Rev.* **61**, 183–193.
- Balasubramanian, V. (1997). Statistical inference, Occam’s razor, and statistical mechanics on the space of probability distributions, *Neural Comp.* **9**, 349–368. See also cond-mat/9601030.
- Barlow, H. B. (1959). Sensory mechanisms, the reduction of redundancy and intelligence, in *Proceedings of the Symposium on the Mechanization of Thought Processes, vol. 2*, D. V. Blake and A. M. Uttley, eds., pp. 537–574 (H. M. Stationery Office, London).
- Barlow, H. B. (1961). Possible principles underlying the transformation of sensory messages, in *Sensory Communication*, W. Rosenblith, ed., pp. 217–234 (MIT Press, Cambridge).
- Barlow, H. B. (1983). Intelligence, guesswork, language, *Nature* **304**, 207–209.
- Barron, A., & Cover, T. (1991). Minimum complexity density estimation, *IEEE Trans. Inf. Thy.* **37**, 1034–1054.
- Bennett, C. H. (1985). Dissipation, information, computational complexity and the definition of organization, in *Emerging Syntheses in Science*, D. Pines, ed., pp. 215–233 (Addison–Wesley, Reading, MA).
- Bennett, C. H. (1990). How to define complexity in physics, and why, in *Complexity, Entropy and the Physics of Information*, W. H. Zurek, ed., pp. 137–148 (Addison–Wesley, Redwood City).

²⁰Where available, we give references to the Los Alamos e-print archive. Papers may be retrieved from the web site http://xxx.lanl.gov/abs/*/, where */* is the reference; thus Adami and Cerf (2000) is found at <http://xxx.lanl.gov/abs/adap-org/9605002>. For preprints this is a primary reference; for published papers there may be differences between the published version and the e-print.

- Berry II, M. J., Warland, D. K., & Meister, M. (1997). The structure and precision of retinal spike trains, *Proc. Natl. Acad. Sci. (USA)* **94**, 5411–5416.
- Bialek, W. (1995). Predictive information and the complexity of time series, NEC Research Institute technical note.
- Bialek, W., Callan, C. G., & Strong, S. P. (1996). Field theories for learning probability distributions, *Phys. Rev. Lett.* **77**, 4693–4697. See also cond-mat/9607180.
- Bialek, W., & Tishby, N. (1999). Predictive information, preprint. Available at cond-mat/9902341.
- Bialek, W., & Tishby, N. (in preparation). Extracting relevant information.
- Brenner, N., Bialek, W., & de Ruyter van Steveninck, R. (2000). Adaptive rescaling optimizes information transmission, *Neuron* **26**, 695–702.
- Brunel, N., & Nadal, P. (1998). Mutual information, Fisher information, and population coding, *Neural Comp.* **10**, 1731–1757.
- Bruder, S. D. (1998). Ph.D. Dissertation, Princeton University.
- Capaldi, E. A., Robinson, G. E., & Fahrbach S. E. (1999). Neuroethology of spatial learning: The birds and the bees, *Annu. Rev. Psychol.* **50**, 651–682.
- Cesa-Bianchi, N., & Lugosi, G. (2000). Worst-case bounds for the logarithmic loss of predictors, to appear in *Machine Learning*.
- Carpenter, R. H. S., & Williams, M. L. L. (1995). Neural computation of log likelihood in control of saccadic eye movements, *Nature* **377**, 59–62.
- Chaitin, G. J. (1975). A theory of program size formally identical to information theory, *J. Assoc. Comp. Mach.* **22**, 329–340.
- Clarke, B. S., & Barron A. R. (1990). Information-theoretic asymptotics of Bayes methods, *IEEE Trans. Inf. Thy.* **36**, 453–471.
- Cover, T. M., & King, R. C. (1978). A convergent gambling estimate of the entropy of English, *IEEE Trans. Inf. Thy.* **24**, 413–421.
- Cover, T. M., & Thomas, J. A. (1991). *Elements of Information Theory* (Wiley, New York).
- Crutchfield, J. P., & Feldman, D. P. (1997). Statistical complexity of simple 1-d spin systems, *Phys. Rev. E* **55**, 1239–1243R. See also cond-mat/9702191.
- Crutchfield, J. P., Feldman, D. P., & Shalizi C. R. (1999). Comment on “Simple measure for complexity,” preprint. Available at chao-dyn/9907001.
- Crutchfield, J. P., & Shalizi, C. R. (1998). Thermodynamic depth of causal states: objective complexity via minimal representation, *Phys. Rev. E* **59**, 275–283. See also cond-mat/9808147.
- Crutchfield, J. P., & Young, K. (1989). Inferring statistical complexity, *Phys. Rev. Lett.* **63**, 105–108.
- Eagleman, D. M., & Sejnowski, T. J. (2000). Motion integration and postdiction

- in visual awareness, *Science* **287**, 2036–2038.
- Ebeling, W., & Pöschel, T. (1994). Entropy and long-range correlations in literary English, *Europhys. Lett.* **26**, 241–246.
- Feldman, D. P., & Crutchfield, J. P. (1998). Measures of statistical complexity: why? *Phys. Lett. A* **238**, 244–252. See also cond-mat/9708186.
- Gell-Mann, M., & Lloyd, S. (1996). Information measures, effective complexity, and total information, *Complexity* **2**, 44–52.
- de Gennes, P.-G. (1979). *Scaling Concepts in Polymer Physics* (Cornell University Press, Ithaca and London).
- Grassberger, P. (1986). Toward a quantitative theory of self-generated complexity, *Int. J. Theor. Phys.* **25**, 907–938.
- Grassberger, P. (1991). Information and complexity measures in dynamical systems, in *Information Dynamics*, H. Atmanspacher and H. Schreingraber, eds., pp. 15–33 (Plenum Press, New York).
- Hall, P., & Hannan E. (1988). On stochastic complexity and nonparametric density estimation, *Biometrika* **75**, 705–714.
- Hausler, D., Kearns, M., Seung, S., & Tishby, N. (1996). Rigorous learning curve bounds from statistical mechanics, *Machine Learning* **25**, 195–236.
- Hausler, D., Kearns, M., & Schapire, R. (1994). Bounds on the sample complexity of Bayesian learning using information theory and the VC dimension, *Machine Learning*, **14**, 83–114.
- Hausler, D., & Opper, M. (1995). General bounds on the mutual information between a parameter and n conditionally independent events. In *Proceedings of the Eighth Annual Conference on Computational Learning Theory*, 402–411 (ACM Press, New York).
- Hausler, D., & Opper, M. (1997). Mutual information, metric entropy and cumulative relative entropy risk, *Ann. Statist.*, **25**, 2451–2492.
- Hausler, D., & Opper, M. (1998). Worst case prediction over sequences under log loss, in *The Mathematics of Information Coding, Extraction and Distribution*, G. Cybenko, D. O’Leary and J. Rissanen, eds. (Springer-Verlag, New York).
- Hawken, M. J., & Parker, A. J. (1991). Spatial receptive field organization in monkey V1 and its relationship to the cone mosaic, in *Computational models of visual processing*, M. S. Landy and J. A. Movshon, eds., pp. 83–93 (MIT Press, Cambridge)
- Herschkowitz, D., & Nadal, J.-P. (1999). Unsupervised and supervised learning: mutual information between parameters and observations, *Phys. Rev. E*, **59**, 3344–3360.
- Hilberg, W. (1990). The well-known lower bound of information in written language: Is it a misinterpretation of Shannon experiments? (in German) *Frequenz* **44**, 243–248.
- Holy, T. E. (1997). Analysis of data from continuous probability distributions,

- Phys. Rev. Lett.* **79**, 3545–3548. See also physics/9706015.
- Ibragimov, I. & Hasminskii, R. (1972). On an information in a sample about a parameter, in *Second International Symposium on Information Theory*, 295-309 (IEEE Press, New York).
- Kang, K., & Sompolinsky, H. (2001). Mutual information of population codes and distance measures in probability space, preprint. Available at cond-mat/0101161.
- Kemeney, J. G. (1953). The use of simplicity in induction, *Philos. Rev.* **62**, 391–315.
- Kolmogoroff, A. (1939). Sur l’interpolation et extrapolations des suites stationnaires, *C. R. Acad. Sci. Paris* **208**, 2043–2045.
- Kolmogorov, A. N. (1941). Interpolation and extrapolation of stationary random sequences (in Russian), in *Izv. Akad. Nauk. SSSR Ser. Mat.* **5**, 3–14; translation in *Selected Works of A. N. Kolmogorov, vol. II*. A. N. Shiryaev, ed., pp. 272–280 (Kluwer Academic Publishers, Dordrecht, The Netherlands).
- Kolmogorov, A. N. (1965). Three approaches to the quantitative definition of information, *Prob. Inf. Trans.* **1**, 4–7.
- Li, M., & Vitányi, P. (1993). *An Introduction to Kolmogorov Complexity and its Applications* (Springer–Verlag, New York).
- Lloyd, S., & Pagels, H. (1988). Complexity as thermodynamic depth, *Ann. Phys.* **188**, 186–213.
- Logothetis, N. K., & Sheinberg, D. L. (1996). Visual object recognition, *Annu. Rev. Neurosci.* **19**, 577–621.
- Lopes, L. L., & Oden, G. C. (1987). Distinguishing between random and non-random events, *J. Exp. Psych.: Learning, Memory, and Cognition* **13**, 392–400.
- Lopez–Ruiz, R., Mancini, H. L., & Calbet, X. (1995). A statistical measure of complexity, *Phys. Lett. A* **209**, 321–326.
- MacKay, D. J. C. (1992). Bayesian interpolation, *Neural Comp.* **4**, 415–447.
- Nemenman, I. (2000). Information theory and learning: a physical approach, Ph. D. Dissertation. Princeton University. See also physics/0009032.
- Nemenman, I., & Bialek, W. (2001). Learning continuous distributions: Simulations with field theoretic priors. To appear in *Advances in Neural Information Processing Systems* **13**, T. K. Leen, T. G. Dietterich, and V. Tresp, eds. (MIT Press, Cambridge). See also cond-mat/0009165.
- Opper, M. (1994). Learning and generalization in a two–layer neural network: the role of the Vapnik–Chervonenkis dimension, *Phys. Rev. Lett.* **72**, 2113–2116.
- Opper, M., & Haussler, D. (1995). Bounds for predictive errors in the statistical mechanics of supervised learning, *Phys. Rev. Lett.* **75**, 3772–3775.

- Periwal, V. (1997). Reparametrization invariant statistical inference and gravity, *Phys. Rev. Lett.* **78**, 4671–4674. See also hep-th/9703135.
- Periwal, V. (1998). Geometrical statistical inference, *Nucl. Phys. B* **554**[FS], 719–730. See also adap-org/9801001.
- Pöschel, T., Ebeling, W., & Rosé, H. (1995). Guessing probability distributions from small samples, *J. Stat. Phys.* **80**, 1443–1452.
- Reinagel, P., & Reid, R. C. (2000). Temporal coding of visual information in the thalamus, *J. Neurosci.* **20**, 5392–5400.
- Rényi, A (1964) On the amount of information concerning an unknown parameter in a sequence of observations. *Publ. Math. Inst. Hungar. Acad. Sci.*, **9**, 617–625.
- Rieke, F., Warland, D., de Ruyter van Steveninck, R., & Bialek, W. (1997). *Spikes: Exploring the Neural Code* (MIT Press, Cambridge).
- Rissanen, J. (1978). Modeling by shortest data description, *Automatica*, **14**, 465–471.
- Rissanen, J. (1984). Universal coding, information, prediction, and estimation, *IEEE Trans. Inf. Thy.* **30**, 629–636.
- Rissanen, J. (1986). Stochastic complexity and modeling, *Ann. Statist.* **14**, 1080–1100.
- Rissanen, J. (1987). Stochastic complexity, *J. Roy. Stat. Soc. B*, **49**, 223–239, 253–265.
- Rissanen, J. (1989). *Stochastic Complexity and Statistical Inquiry* (World Scientific, Singapore).
- Rissanen, J. (1996). Fisher information and stochastic complexity, *IEEE Trans. Inf. Thy.* **42**, 40–47.
- Rissanen, J., Speed, & T., Yu, B. (1992). Density estimation by stochastic complexity, *IEEE Trans. Inf. Thy.* **38**, 315–323.
- Saffran, J. R., Aslin, R. N., & Newport, E. L. (1996). Statistical learning by 8-month-old infants, *Science* **274**, 1926–1928.
- Saffran, J. R., Johnson, E. K., Aslin, R. H., & Newport, E. L. (1999). Statistical learning of tone sequences by human infants and adults, *Cognition* **70**, 27–52.
- Seung, H. S., Sompolinsky, H., & Tishby, N. (1992). Statistical mechanics of learning from examples, *Phys. Rev. A* **45**, 6056–6091.
- Shalizi, C. R., & Crutchfield, J. P. (1999). Computational mechanics: pattern and prediction, structure and simplicity, preprint. Available at cond-mat/9907176.
- Shalizi, C. R., & Crutchfield, J. P. (2000). Information bottleneck, causal states, and statistical relevance bases: how to to represent relevant information in memoryless transduction. Available at nlin.AO/0006025.
- Shiner, J., Davison, M., & Landsberger, P. (1999). Simple measure for com-

- plexity, *Phys. Rev. E* **59**, 1459–1464.
- Shannon, C. E. (1948). A mathematical theory of communication, *Bell Sys. Tech. J.* **27**, 379–423, 623–656. Reprinted in C. E. Shannon and W. Weaver, *The Mathematical Theory of Communication* (University of Illinois Press, Urbana, 1949).
- Shannon, C. E. (1951). Prediction and entropy of printed English, *Bell Sys. Tech. J.* **30**, 50–64. Reprinted in N. J. A. Sloane and A. D. Wyner, eds., *Claude Elwood Shannon: Collected papers* (IEEE Press, New York, 1993).
- Smirnakis, S., Berry III, M. J., Warland, D. K., Bialek, W., & Meister, M. (1997). Adaptation of retinal processing to image contrast and spatial scale, *Nature* **386**, 69–73.
- Sole, R. V., & Luque, B. (1999). Statistical measures of complexity for strongly interacting systems, preprint. Available at adap-org/9909002.
- Solomonoff, R. J. (1964). A formal theory of inductive inference, *Inform. and Control* **7**, 1–22, 224–254.
- Strong, S. P., Koberle, R., de Ruyter van Steveninck, R., & Bialek, W. (1998). Entropy and information in neural spike trains, *Phys. Rev. Lett.* **80**, 197–200.
- Tishby, N., Pereira, F., & Bialek, W. (1999). The information bottleneck method, in *Proceedings of the 37th Annual Allerton Conference on Communication, Control and Computing*, B. Hajek and R. S. Sreenivas, eds., pp. 368–377 (University of Illinois). See also physics/0004057
- Vapnik, V. (1998). *Statistical Learning Theory* (John Wiley & Sons, New York).
- Vitányi, P., & Li, M. (2000). Minimum description length induction, Bayesianism, and Kolmogorov Complexity, *IEEE Trans. Inf. Thy.* **46**, 446–464. See also cs.LG/9901014.
- Weigend, A. S., & Gershenfeld, N. A., eds. (1994). *Time series prediction: Forecasting the future and understanding the past* (Addison–Wesley, Reading MA).
- Wiener, N. (1949). *Extrapolation, Interpolation and Smoothing of Time Series* (Wiley, New York).
- Wolfram, S. (1984). Computation theory of cellular automata, *Commun. Math. Physics* **96**, 15–57.
- Wong, W., & Shen, X. (1995) Probability inequalities for likelihood ratios and convergence rates of sieve MLE’s, *Ann. Statist.* **23**, 339–362.