

Analysis of Θ^+ production in $K^+ - Xe$ collisions

A. Sibirtsev¹, J. Haidenbauer¹, S. Krewald¹, Ulf-G. Meißner^{1,2}

¹ Institut für Kernphysik (Theorie), Forschungszentrum Jülich, D-52425 Jülich, Germany

² Helmholtz-Institut für Strahlen- und Kernphysik (Theorie), Universität Bonn, Nußallee 14-16, D-53115 Bonn, Germany

Received: date / Revised version: date

Abstract. The reaction $K^+Xe \rightarrow K^0pX$ is investigated in a meson-exchange model including rescattering of the secondary protons with the aim to analyze the evidence for the $\Theta^+(1540)$ resonance reported by the DIANA collaboration. We confirm that the kinematical cuts introduced by the DIANA collaboration efficiently suppress the background to the $K^+n \rightarrow K^0p$ reaction which may contribute to the $\Theta^+(1540)$ production. We find that these kinematical cuts do not produce a narrow structure in the K^0p effective mass spectra near 1540 MeV. We study the effect of a narrow Θ^+ resonance of both positive and negative parity in comparison with the DIANA data. We show that the $K^+Xe \rightarrow K^0pX$ calculations without Θ^+ contribution as well as the results obtained with a Θ^+ width of 1 MeV are in comparably good agreement with the DIANA results. More dedicated experiments are called for to establish this exotic baryon resonance.

PACS. 11.80.-m – 13.60.Le – 13.75.Jz – 14.65.Dw – 25.80.Nv

1 Introduction

The evidence for a narrow $S=+1$ baryon resonance in photoproduction from the neutron reported in Ref. [1] and the subsequent observation of such a structure in the invariant mass spectrum of the kaon-nucleon (KN) system in other reactions led to a wealth of theoretical investigations dealing with this topic. By now the production of this exotic baryon state, called $\Theta^+(1540)$, in basically every elementary photo-, kaon- or nucleon induced process has been worked out in detail assuming positive as well as negative parity for the Θ^+ state. It is interesting, however, that so far – to the best of our knowledge – there is not a single calculation that tries to provide a theoretical description of any of those experiments where the Θ^+ baryon resonance was actually detected. Certainly, one has to concede that in several of the works where evidence for the Θ^+ was claimed, cuts are applied which are not described in very detail and therefore a direct and quantitative comparison of any model calculation with those data would be difficult if not impossible. Luckily, there are also exceptions and one of them is the result of the DIANA collaboration [2], where the Θ^+ resonance was observed in K^+ collisions with Xe nuclei.

In this paper we present a detailed and microscopic calculation of the K^0p effective mass spectrum for the charge-exchange reaction $K^+Xe \rightarrow K^0pX$. We aim at a quantitative analysis of the mass spectrum that was published by the DIANA collaboration [2]. The main ingredient of our calculation is an elementary KN scattering amplitude that is taken from the meson-exchange model developed by the Jülich group [3,4]. The role and signif-

icance of the $\Theta^+(1540)$ for a quantitative description of the DIANA data is investigated by employing variants of the Jülich KN model where a Θ^+ resonance with different widths was included consistently [5,6]. Since the parity of the Θ^+ resonance is not yet known we consider here the cases of positive as well as negative parity. We assume this exotic resonance to have spin 1/2 throughout.

The paper is structured in the following way. In the subsequent section we provide a short description of the KN interaction model of the Jülich group. We also explain how the Θ^+ resonance is implemented into the model. Furthermore we point to the importance of unitarity and emphasize the interplay between the background phase, provided by the non-pole part of the interaction, and the resonance structure. This feature plays a decisive role in our analysis of the DIANA data. In section 3 first we describe how the calculations of the K^0p effective mass spectrum for the charge-exchange reaction $K^+Xe \rightarrow K^0pX$ are performed. Then we present a detailed quantitative comparison of our model calculation with the data of the DIANA collaboration, considering their results before cuts were applied as well as those with cuts. The paper ends with a short summary.

2 The kaon-nucleon amplitude

We use the Jülich meson-exchange model for the KN interaction. A detailed description of this model is given in Refs. [3,4]. It was constructed along the lines of the full Bonn NN model [7] and its extension to the hyperon-nucleon YN system [8]. Specifically, this means that one

has used the same scheme as a time-ordered perturbation theory and the same type of processes. Moreover, most of the vertex parameters (coupling constants and cut-off masses of the vertex form-factors) appearing in the diagrams that contribute to the interaction potential V have been fixed already by the study of other reactions.

Once the KN interaction potential V is derived, the corresponding reaction amplitude T is then obtained by solving a Lippmann-Schwinger equation defined by time-ordered perturbation theory,

$$T = V + VG_0T, \quad (1)$$

where G_0 is the free propagator. Taking the solution of such a scattering equation implies that the resulting reaction amplitude T automatically fulfils the requirements of (two-body) unitarity. In the present investigation we use the KN model (I) described in Ref. [4]. Results for phase shifts and also for differential cross sections and polarizations can be found in Ref. [4]. Evidently this model yields a good overall reproduction of all presently available empirical information on KN scattering. Specifically, it describes the data up to kaon laboratory momenta of $p_K \approx 1$ GeV/c, i.e. well beyond the region of the observed Θ^+ resonance structure which corresponds to the momentum $p_K \approx 440$ MeV/c.

The Θ^+ resonance is included in the model by adding a pole diagram to the other diagrams that contribute to V with a bare mass \hat{M}_{Θ^+} and a bare coupling constant $\hat{g}_{KN\Theta^+}$. When this interaction is then iterated in the Lippmann-Schwinger equation the $KN\Theta^+$ vertex gets dressed by the non-pole part of the interaction and the Θ^+ acquires a width and also its physical mass via self-energy loops. Note that the bare mass and bare coupling constant are free parameters that are adjusted to obtain the desired physical mass and width of the Θ^+ resonance which are $M_{\Theta^+} = 1540$ MeV and $\Gamma_{\Theta^+} = 1, 5,$ and 10 MeV.

Depending on the parity of the Θ^+ the resonance will contribute to different partial waves of the KN interaction. If the Θ^+ is a $J^P = \frac{1}{2}^+$ state, as predicted by e.g. the chiral quark-soliton model, then it couples to the P_{01} channel (we use the standard spectroscopic notation L_{I2J}). If Θ has the opposite parity it will occur in the S_{01} partial wave. These two phases exhibit quite different characteristics as can be seen in Fig. 1. The S_{01} phase shift is small and basically repulsive. In fact $\delta_{S_{01}}$ is practically zero up to the momentum of $p_K = 440$ MeV/c corresponding to the Θ^+ resonance mass, cf. Fig. 2. In contrast the P_{01} phase shift is large and attractive. As a consequence, the total KN cross section for isospin $I=0$ is dominated by the P_{01} partial wave while the contribution of the S_{01} partial wave is roughly given by the result on the very left side of Fig. 2.

Adding a resonance in these two partial waves generates again quite different characteristics. In the S_{01} partial wave we obtain basically a Breit-Wigner type structure because the non-resonant background is rather small. In the P_{01} partial wave, on the other hand, there is an interference of the background phase with the added resonance structure. In particular, the phase will not only rise beyond 90° (because of the resonance) but even beyond 180°

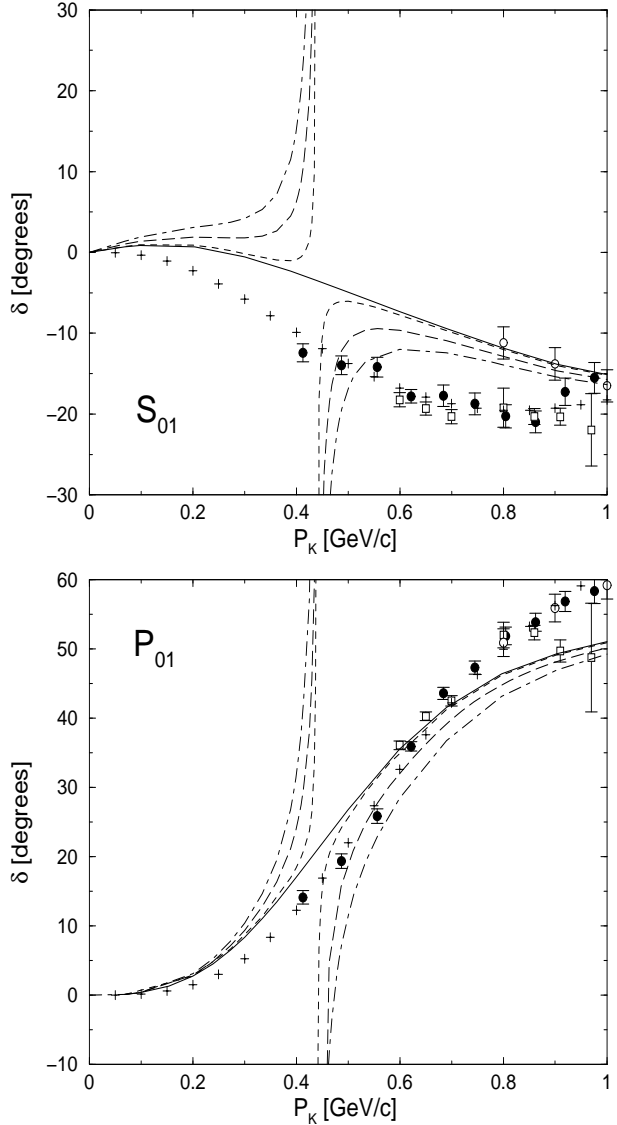


Fig. 1. The S_{01} and P_{01} phase shifts for KN scattering as a function of the kaon momentum. The solid lines show the calculations without Θ^+ contribution. The short-dashed line is our calculation with $\Gamma_{\Theta^+} = 1$ MeV, the long-dashed line corresponds to $\Gamma_{\Theta^+} = 5$ MeV and the dash-dotted line to $\Gamma_{\Theta^+} = 10$ MeV. Note that the phases for the resonance cases are shown modulo π .

(because of the large background). For momenta around the region where the phase shift passes through 180° there will be practically no contribution of this partial wave to the total cross section because $\sigma_{P_{01}} \propto \sin^2(\delta_{P_{01}})$. As a consequence, a resonance in the P_{01} partial wave causes a rather striking bump-dip structure in the KN $I=0$ cross section, cf. Fig. 2.

Fig. 3 shows the cross section for the charge-exchange reaction $K^+p \rightarrow K^0p$ as a function of the kaon momentum. This is the elementary process that is needed for analyzing the reaction $K^+Xe \rightarrow K^0pX$ measured by the DIANA collaboration. Obviously, here the characteristic

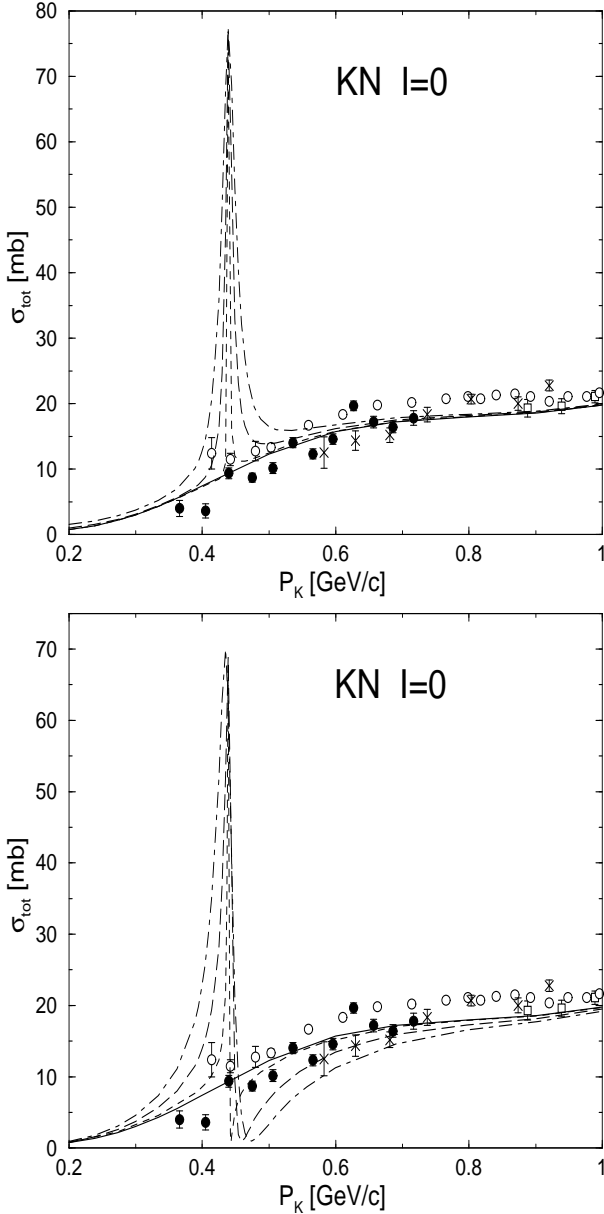


Fig. 2. The KN reaction cross section for the $I=0$ channel as a function of the kaon momentum. Results are shown for negative (top) and positive (bottom) parity of the Θ^+ resonance. The various curves correspond to different Θ^+ widths, $\Gamma_{\Theta^+}=1$ MeV (short dashed), 5 MeV (long dashed), and 10 MeV (dash-dotted), while the solid line is the prediction without a Θ^+ contribution. Data are taken from Refs. [9] (filled circles), [10] (squares), [11] (open circles), and [12] (crosses).

differences between the S_{01} and P_{01} resonances have basically disappeared. Since the charge-exchange amplitude is given by the difference of the isospin $I=1$ and $I=0$ amplitudes we now get an interference of the (larger) S_{11} partial wave with the resonant S_{01} partial wave and that leads to a similar bump-dip structure in the cross section as produced by the interference of the resonance with the background in the P_{01} case. Still one can see that for the

negative parity case the dip after the resonance energy is somewhat less pronounced, cf. the two cases in Fig. 3.

This behaviour of the elementary KN and $K^+p \rightarrow K^0p$ cross sections should be also reflected in all of those reactions where the Θ^+ was observed because there again the complete KN amplitude enters. In the next section we examine in detail the influence of these characteristic features induced by the presence of a Θ^+ resonance on the K^0p mass spectrum for the reaction $K^+Xe \rightarrow K^0pX$ measured by the DIANA collaboration.

We would like to mention that there are no data on the elementary $K^+n \rightarrow K^0p$ process. However, the charge-exchange channel has been measured on a deuteron target, i.e. in the reaction $K^+d \rightarrow K^0pp$. In Ref. [6] we have investigated this reaction employing the Jülich KN model (I), that is used also in the present work, and we have found that the model predictions are in very good agreement with corresponding data.

3 The $K^+Xe \rightarrow K^0pX$ model.

There are some special details of the DIANA experiment that substantially constrain our model calculations. The incident K^+ mesons have no fixed momentum but are distributed between (roughly) 300 and 550 MeV/c as is shown by Fig. 4. Because of the reaction kinematics kaons with that spectrum would produce a K^0p mass distribution, which is obviously enhanced at large masses. In addition the free $K^+n \rightarrow K^0p$ reaction cross section increases by a factor 2.5 within the range $300 \leq p_K \leq 550$ MeV/c, as is illustrated in Fig. 3. Therefore, it is natural to expect that the observed K^0p mass spectrum should be shifted towards the maximal available K^0p mass.

The measured K^0p mass spectrum shows an absolutely different shape as is indicated by Fig. 5. Prior to kinematical cuts the DIANA data show an enhancement at low K^0p masses. This can be understood in terms of nuclear effects. As will be shown later the enhancement for low masses comes from the nuclear rescattering of the final protons or K^0 mesons. Through the rescattering in the nucleus the particle transfers part of its initial momentum to the target nucleon by an elastic or inelastic scattering. Therefore one should model not only the $K^+n \rightarrow K^0p$ reaction in Xe , but also the rescattering of the proton and the kaon.

It is clear that the reaction $K^+N \rightarrow K^+N$ with N being either a bound proton or neutron can also contribute. Then the final K^+ might interact with a neutron to be converted to a K^0 . However, the kaon mean free path of $\lambda_K \simeq 5$ fm is quite large and thus the probability of kaon rescattering in the final nucleus is smaller as compared to the rescattering of the final proton which has $\lambda_p \simeq 1.5$ fm. Here we do not consider the final state interaction of the kaon.

Another feature of the DIANA experiment is the availability of the measured K^0p mass spectrum prior and after the kinematical cuts. These cuts were used for attenuation of the background from nuclear rescattering. In our calculations we are comparing to the data with and without

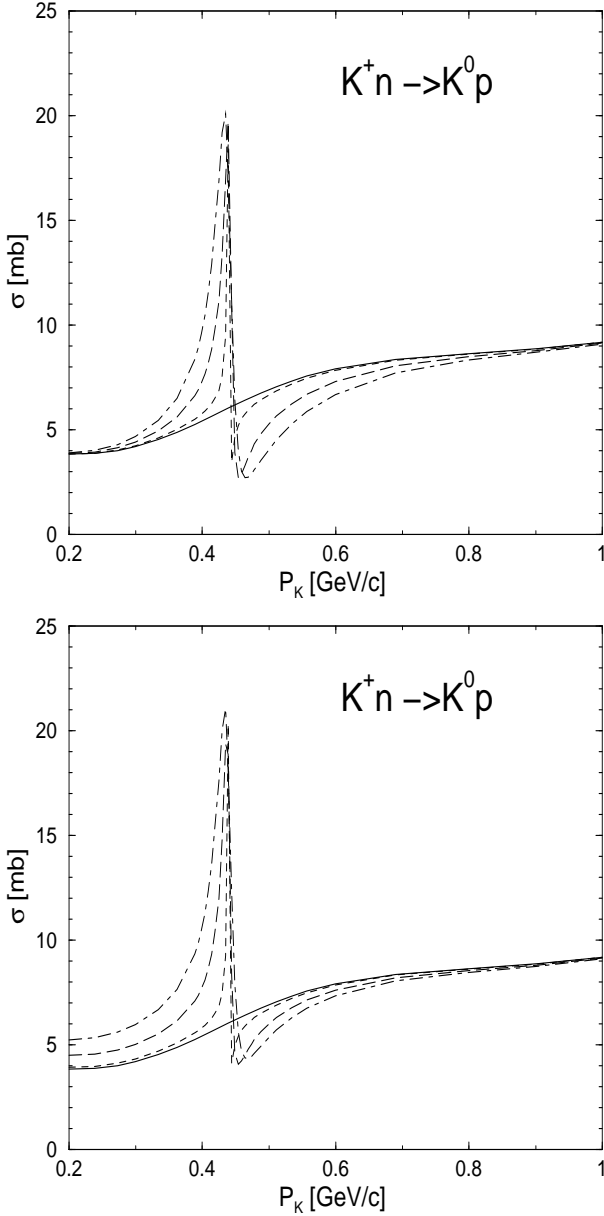


Fig. 3. The $K^+n \rightarrow K^0p$ reaction cross section as a function of the kaon momentum. For notation, see Fig. 2.

kinematical cuts in order to control the contribution from the direct $K^+n \rightarrow K^0p$ reaction in the Xe nucleus and the rescattering processes.

We evaluate the differential $K^+n \rightarrow K^0p$ cross section on a bound neutron from

$$\frac{d^3\sigma}{dpd\Omega} = \int \Phi(p_K) dp_K \int P(E_q, q) |T_{KN}(s_{KN}, \Omega)|^2 dE_q d^3q, \quad (2)$$

where $\Phi(p_K)$ is the K^+ -meson spectrum shown in Fig. 4 and T_{KN} is the amplitude for the reaction $K^+n \rightarrow K^0p$, which depends on the K^0 -meson production angle Ω and the squared invariant energy of the incident kaon and tar-

get neutron given by

$$s_{KN} = (E_K + E_q)^2 - (\mathbf{p}_K + \mathbf{q})^2. \quad (3)$$

Note that to evaluate Eq. (2) we utilize the on-shell amplitude, which should be a reasonable approximation at low kaon momenta.

The nuclear spectral function $P(E_q, q)$ defines the joint probability to find in a nucleus a nucleon with momentum q and total energy E_q . It is clear that the relation between q and E_q in nuclei is not given by the free dispersion relation. Within the Thomas-Fermi approximation the spectral function is given as

$$P(E_q, q) = \frac{3}{4\pi q_F^{3/2}} \Theta(q_F - |\mathbf{q}|) \times \delta\left(E_q - \sqrt{q^2 + m_N^2} - U(q, \rho)\right), \quad (4)$$

where q_F is the Fermi momentum, m_N is the free nucleon mass and the nuclear potential U depends on the nucleon momentum q and on the density ρ as [13, 14]

$$U(q, \rho) = A_1 \frac{\rho}{\rho_0} + B_1 \left(\frac{\rho}{\rho_0}\right)^{1.24} + \frac{2\pi C_1 A_1}{\rho_0} \times \left[\frac{q_F^2 + \Lambda_1^2 - q^2}{2q\Lambda_1} \times \ln \frac{(q + q_F)^2 + \Lambda_1^2}{(q - q_F)^2 + \Lambda_1^2} + \frac{2q_F}{\Lambda_1} - 2 \left(\arctan \frac{q + q_F}{\Lambda_1} - \arctan \frac{q - q_F}{\Lambda_1} \right) \right], \quad (5)$$

where $A_1 = -110.44$ MeV, $B_1 = 140.9$ MeV, $C_1 = -64.95$ MeV and $\Lambda_1 = 1.58q_F$. Furthermore, for the calculations with the uncorrelated part of the momentum distribution for the finite nuclei we use $q_F = 220$ MeV/c [15, 16].

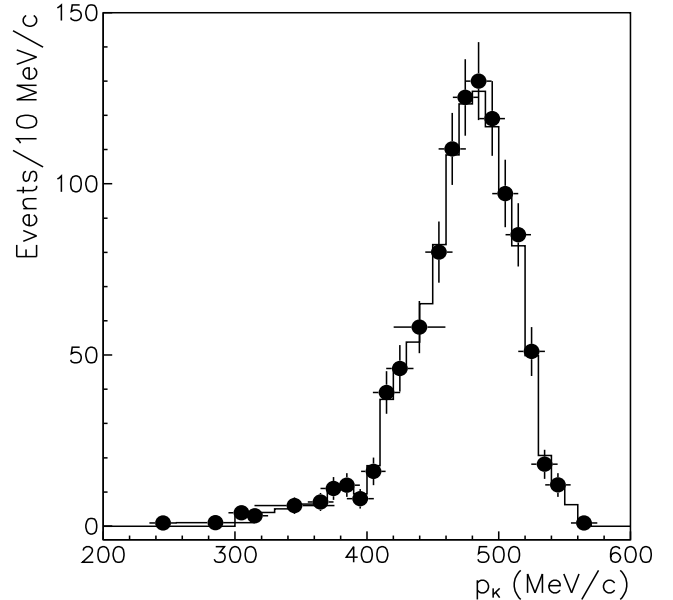


Fig. 4. The momentum spectrum of the incident K^+ mesons. The circles show experimental results, while the histogram is our simulation.

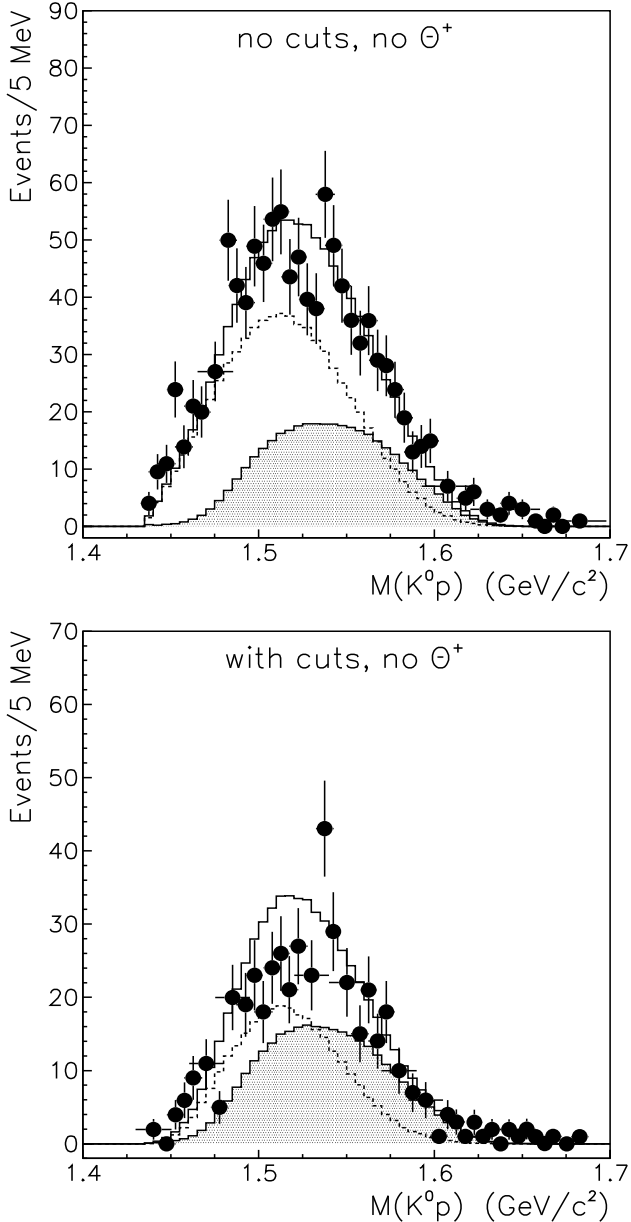


Fig. 5. The K^0p invariant mass spectrum from the K^+Xe reaction. The circles show experimental results from the DIANA collaboration [2] without (top) and with kinematical cuts (bottom). The histograms are our results without the inclusion of a Θ^+ resonance, with and without experimental cuts. Hatched histograms show the spectrum from direct $K^+n \rightarrow K^0p$ production on a bound target neutron, for the dashed curve an additional single rescattering of the proton was taken into account, while the solid curve is their sum.

We neglect the high momentum or correlated part of the spectral function, which contributes to subthreshold particle production [17,18], but does not affect the results of the present study. Indeed the maximum of the spectral function for high momenta, which is attributed to short-range and tensor correlations, corresponds to a total en-

ergy of the bound nucleon given as [17,16],

$$E_q \simeq m_N - 2\epsilon - \frac{q^2}{2m_N}, \quad (6)$$

with $\epsilon \simeq 7$ MeV. By inserting this energy E_q into Eq. (3) one may show that the high momentum component of the spectral function would not distort noticeably the K^0p invariant mass spectrum.

Note that for the total nuclear momentum distribution the Fermi momentum for ^{131}Xe nucleus is $q_F \simeq 265$ MeV/c and the corresponding average nucleon separation energy is roughly -42 MeV [15], which is substantially beyond the applicability of the Thomas-Fermi approximation. In order to include into the calculations the high-momentum tail of the nuclear momentum distribution one needs to use a realistic spectral function or to explore the dispersion relation given by Eq. (6).

However, as was shown in Ref. [18] calculations within the local Thomas-Fermi approximation are in reasonable agreement with the results obtained with realistic spectral functions evaluated within the orthogonal correlated basis approach [19,20] unless the calculations are performed for the production of particles at energies substantially below the threshold in free space.

Fig. 5 shows that the calculations based on Eq. (2) substantially underestimate the data at low masses. This discrepancy can be attributed to the rescattering of the protons after the $K^+n \rightarrow K^0p$ reaction in nuclear medium.

The elastic $pN \rightarrow pN$ cross section on a bound nucleon is evaluated by

$$\frac{d^3\sigma}{dpd\Omega} = \int \Phi(p_p) dp_p \int P(E_q, q) |T_{NN}(s_{pN}, \Omega)|^2 dE_q d^3q, \quad (7)$$

where $\Phi(p_p)$ is the proton spectrum from the reaction $K^+n \rightarrow K^0p$ given by Eq. (2) and T_{NN} is the nucleon-nucleon scattering amplitude. The squared invariant energy of the pN interaction is defined analogous to Eq. (3).

The dashed histograms in Fig. 5 show the K^0p invariant mass spectrum calculated with taking into account the rescattering of the proton after the direct $K^+n \rightarrow K^0p$ reaction. This spectrum reproduces the experimental results at low masses of the K^0p system rather well. The sum of the direct and rescattering processes is shown by the solid histograms in Fig. 5 and is evidently in quite good agreement with the DIANA data [2]. It is important that our calculations describe the data before and after the kinematical cuts performed in Ref. [2]. The intention of those experimental cuts was to reduce the background from the rescattering of the final particles in the nuclear medium and our calculations explicitly confirm that this goal is indeed achieved by these cuts. Furthermore, our results illustrate that the enhancement at the K^0p effective mass of around 1539 MeV is not produced by the kinematical cuts.

4 Discussion of the Θ^+ contribution

The next step is to scrutinize whether the enhancement at the K^0p mass of around $M(K^0p) = 1539 \pm 2$ MeV is in-

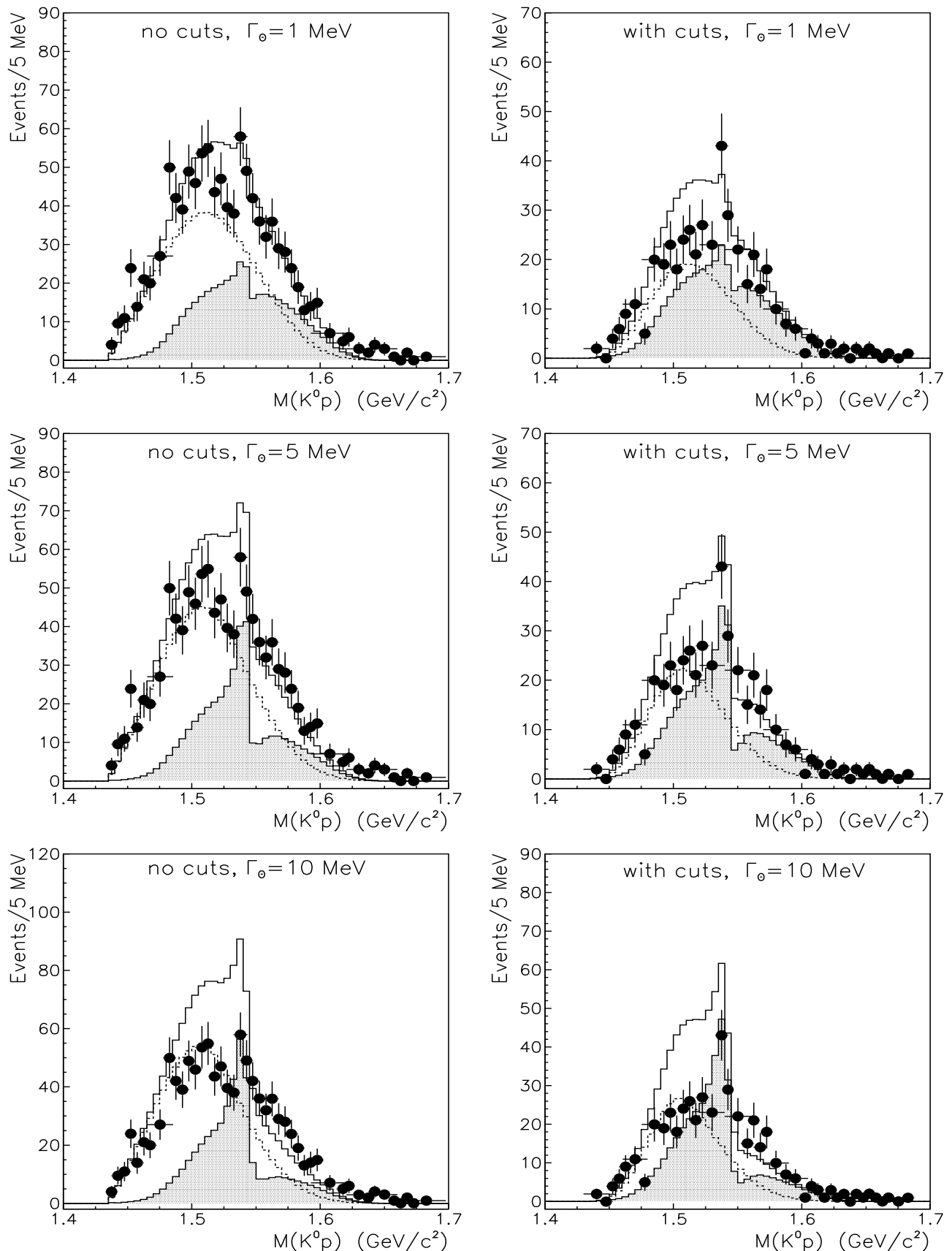


Fig. 6. The same as in Fig. 5 but with the inclusion of a Θ^+ resonance with positive parity and a width of 1 MeV (top), 5 MeV (middle) and 10 MeV (bottom). The results are shown without and with kinematical cuts.

deed caused by the Θ^+ resonance contribution, which in our calculations enters via the $K^+n \rightarrow K^0p$ amplitude. For that we evaluate the K^0p invariant mass spectra for the reaction $K^+Xe \rightarrow K^0pX$ employing different widths of the Θ^+ resonance and considering positive as well as negative parity for the Θ^+ . We always compare our results with the experimental information without and with kinematical cuts. In these calculations we use the same normalization to the data as adopted earlier in the considerations without the Θ^+ contribution.

Fig. 6 shows the results for the Θ^+ resonance with positive parity and for a width of 1 MeV (top), 5 MeV (middle), and 10 MeV (bottom), in order. The contribution from the direct $K^+n \rightarrow K^0p$ process is shown by the hatched histogram. It clearly reflects the particular bump-dip structure of the elementary KN amplitude that we discussed in the section II. Following the experimental analysis we use a binning of 5 MeV for the K^0p mass spectrum, i.e. the result of the calculation is integrated over an interval of 5 MeV.

Evidently, the model results for a width of 1 MeV – without and with kinematical cuts – are in rather good agreement with the experimental data. In the calculations for a Θ^+ width of 5 MeV (middle section of Fig. 6) the structure from the Θ^+ resonance contribution becomes more pronounced and the enhancement at 1539 MeV is described substantially better. However, the theoretical prediction misses the experimental points for invariant masses slightly larger than $M(K^0p)=1539$ MeV, due to the particular structure of the $K^+n \rightarrow K^0p$ amplitude mentioned before. With regard to the data after the kinematical cuts are in strong disagreement with the experiment. With regard to the data after the kinematical cuts the inclusion of a Θ^+ resonance with $\Gamma_{\Theta^+} = 5$ MeV leads to a large shoulder at invariant masses just below the resonance energy which is not present in the experiment.

The bottom section of Fig. 6 presents our results obtained for a Θ^+ resonance width of 10 MeV. Now the disagreement between our calculations and the DIANA experiment is significantly stronger. For example, after the kinematical cuts the enhancement due to the Θ^+ contribution overestimates the measured signal by a factor of about 1.6. Moreover, the predictions at low masses, i.e. below 1539 MeV, significantly overestimate the measurements. Clearly the DIANA data do not support such a large width of the Θ^+ resonance. Note that the width of 10 MeV corresponds roughly to the upper limit for the Θ^+ width of 9 MeV that was claimed by the DIANA collaboration [2].

Results for the Θ^+ assuming negative parity and again for widths of 1 MeV, 5 MeV, and 10 MeV are presented in Fig. 7. Qualitatively the description of the DIANA data is very similar to the case of positive parity. Specifically, there is no obvious evidence that the data favour a particular parity of the Θ^+ . On a quantitative level one can see that the negative parity case leads to a slightly more pronounced shoulder for invariant masses $M(K^0p)$ below the resonance energy, and that means to a stronger disagreement with the data, whereas there is an improvement

for invariant masses larger than the resonance energy because the dip structure, which is not seen in the data, is now softened.

In order to enable an easy quantitative comparison of the various scenarios considered we provide here also the corresponding χ^2 values per data point, cf. Table 1. Evidently, the calculation based on the original KN model of the Jülich group, without a Θ^+ resonance, provides an excellent description of the DIANA data before the kinematical cuts leading to a χ^2/dof of 1.2. The χ^2 deteriorates significantly for the data where kinematical cuts were applied. A closer inspection reveals that this deterioration is mainly due to a depletion of the experimental invariant mass spectrum for large $M(K^0p)$ after the cuts are applied. We do not have a ready explanation for this because, given the nature (and the intention) of the cuts, we would expect only a reduction for low values of $M(K^0p)$ – as it is the case in our model calculation.

Table 1. χ^2/dof evaluated by comparing our calculations for different parity $\pi(\Theta^+)$ and for different Θ^+ widths Γ_{Θ^+} with the experimental information on the K^0p effective mass spectrum for the reaction $K^+Xe \rightarrow K^0pX$ from the DIANA collaboration [2]. Considered are the data before the kinematical cuts (44 experimental points) as well as those where cuts were applied (39 points). The first line is the result without inclusion of a Θ^+ resonance.

$\pi(\Theta^+)$	Γ_{Θ^+} (MeV)	no cuts	with cuts
no	no	1.2	2.3
+	1	1.4	2.7
+	5	3.0	3.9
+	10	6.7	7.4
–	1	1.4	2.9
–	5	3.6	5.2
–	10	9.2	11.2

Adding a Θ^+ resonance causes an increase rather than a decrease in the χ^2 value for all considered scenarios, cf. Table 1. This increase is clearly marginal for a Θ^+ with a width of 1 MeV, but one would have certainly expected an improvement in the χ^2 once the structure seen in the DIANA data can be reproduced. However, looking at the DIANA results one can understand what happens. Besides the narrow structure associated with the Θ^+ the data show a fall-off just left of it. The fall-off is very pronounced prior to the cuts but still visible even after the kinematical cuts were applied, cf. Fig. 5. That feature is well reproduced in the model calculation without a Θ^+ . Adding the Θ^+ generates the resonance structure and brings the results closer to the corresponding data point. But at the same time the dip is filled up and a broad shoulder develops, as can be seen in Fig. 6, and therefore the agreement with the data worsens in this range of the K^0p effective mass. This feature is unavoidable in a microscopic calculation like ours because the background part of the KN amplitude is strongly constrained by the KN data and an added resonance structure can only interfere in a par-

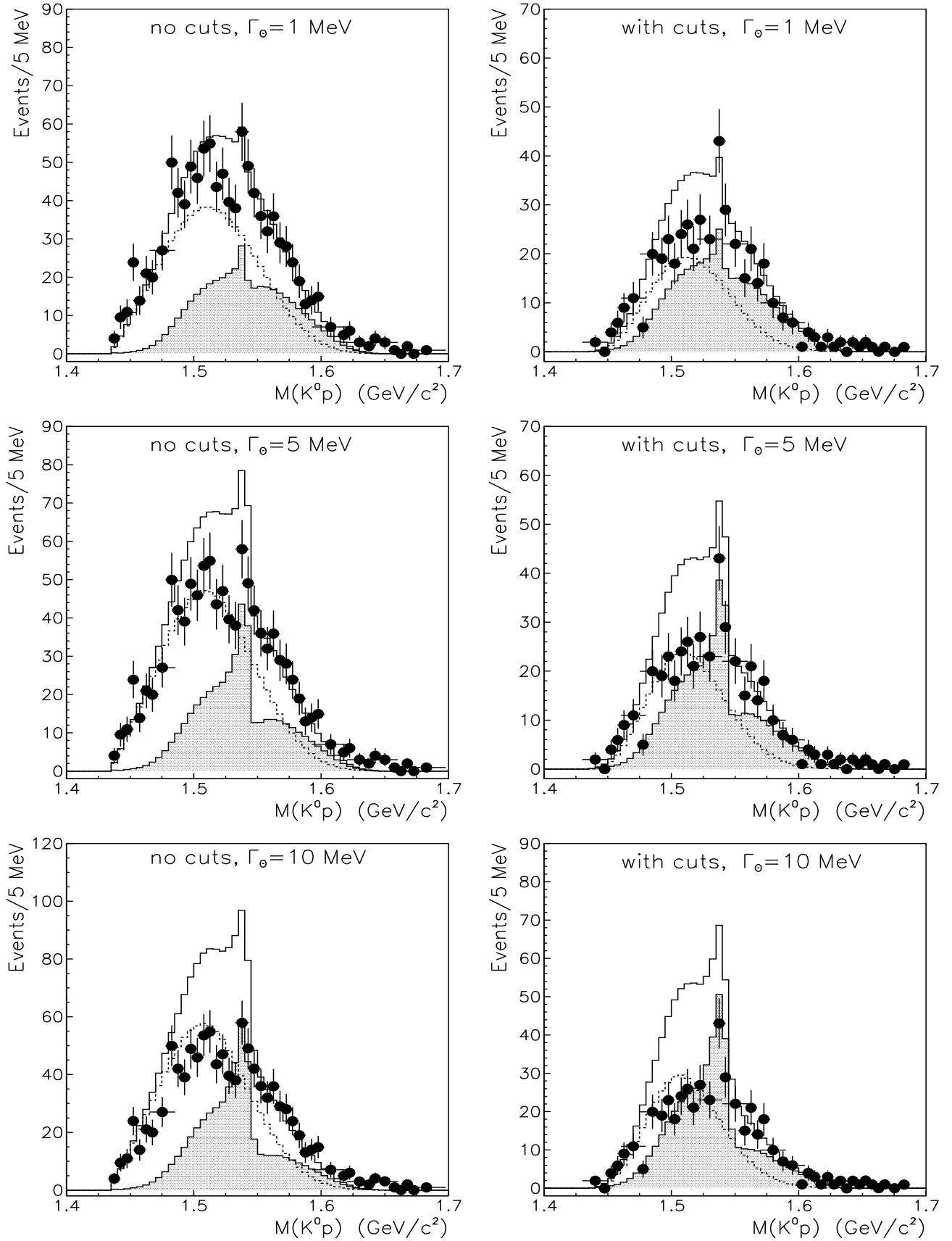


Fig. 7. The same as in Fig. 5 but with the inclusion of a Θ^+ resonance with negative parity and a width of 1 MeV (top), 5 MeV (middle) and 10 MeV (bottom). The results are shown without and with kinematical cuts.

ticular way with the background as discussed in Section II. Since the signal of the actual resonance is strongly reduced as compared to the elementary KN cross section (cf. Fig. 2), specifically for a narrow width, because the calculated results are averaged over bins of 5 MeV – as is done in the experiment – it is practically impossible to reproduce the narrow resonance structure and the close-by narrow dip at the same time. This is the reason why the χ^2 does not improve even if a narrow resonance is considered.

For larger widths the dip that develops to the right side of the resonance structure, and which likewise is a consequence of the consistent treatment of the background and resonance part of the elementary KN amplitude in our calculation, becomes more pronounced and causes a further and rapid increase in the χ^2/dof .

5 Summary

We have performed a detailed and microscopic calculation of the K^0p effective mass spectrum for the charge-exchange reaction $K^+Xe \rightarrow K^0pX$. An enhancement in this quantity at an effective mass close to 1540 MeV, found by the DIANA collaboration [2], is seen as an evidence for the existence of an exotic $S = 1$ (Θ^+) baryon resonance.

The main ingredient of our calculation is an elementary KN scattering amplitude that is taken from the meson-exchange model developed by the Jülich group [3,4]. The role and significance of the Θ^+ for a quantitative description of the DIANA data is investigated by employing variants of the Jülich KN model that include a Θ^+ (1540) resonance, assuming spin 1/2. We considered positive as well as negative parity for the Θ^+ resonance and also a range of values for the width of the resonance.

Since the DIANA collaboration published results of the measured K^0p mass spectrum prior and after kinematical cuts we could simulate the cuts in our calculation and, specifically, we could compare to the data with and without kinematical cuts in order to control the contribution from the direct $K^+n \rightarrow K^0p$ reaction in the Xe nucleus and the rescattering processes. Thereby we could confirm that the broader structure seen in their “raw” data around the effective mass of 1500 MeV is indeed largely due to rescattering processes of the proton after the direct reaction $K^+n \rightarrow K^0p$. We could also rule out that the sharp structure seen around the K^0p effective mass of 1539 ± 2 MeV is an artefact of the applied kinematical cuts.

We found that the $K^+Xe \rightarrow K^0pX$ calculations without Θ^+ contribution as well as the results obtained with a Θ^+ width of 1 MeV are in comparably good agreement with the DIANA results. Any spin-1/2 resonance with a larger width can definitely be excluded. But we must say that even a very narrow structure is only marginally supported by the data. In light of our results, the high rating of the Θ^+ resonance in the newest version of the PDG tables [21] appears too optimistic. It is evident that more dedicated experiments, employing both strong (e.g. at COSY-TOF) and electromagnetic probes, are mandatory to establish this exotic state.

We would like to thank A.G. Dolgolenko for useful discussions.

References

1. T. Nakano et al., Phys. Rev. Lett. **91**, 012002 (2003).
2. V.V. Barmin et al., Phys. Atom. Nucl. **66**, 1715 (2003) [hep-ex/0304040].
3. R. Büttgen, K. Holinde, A. Müller-Groeling, J. Speth and P. Wyborny, Nucl. Phys. **A506**, 586 (1990).
4. M. Hoffmann, J.W. Durso, K. Holinde, B.C. Pearce and J. Speth, Nucl. Phys. **A593**, 341 (1995).
5. J. Haidenbauer and G. Krein, Phys. Rev. C **68**, 052201 (2003).
6. A. Sibirtsev, J. Haidenbauer, S. Krewald and Ulf-G. Meißner, hep-ph/0405099.
7. R. Machleidt, K. Holinde and Ch. Elster Phys. Rep. **149**, 1 (1987).
8. B. Holzenkamp, K. Holinde and J. Speth, Nucl. Phys. **A500**, 485 (1989).
9. T. Bowen et al., Phys. Rev. D **2**, 2599 (1970).
10. R.L. Cool et al., Phys. Rev. D **1**, 1887 (1970).
11. A.S. Carroll, et al., Phys. Lett. **45B**, 531 (1973).
12. T. Bowen et al., Phys. Rev. D **7**, 22 (1973).
13. C. Gale, G. Bertsch and Das. Gupta, Phys. Rev. C **35**, 1666 (1987).
14. G.M. Welke et al., Phys. Rev. C **38**, 2101 (1988).
15. S. Frullani and J. Mougey, Adv. Nucl. Phys. **14**, 1 (1984).
16. C. Ciofi degli Atti and S. Simula, Phys. Rev. C **53**, 1689 (1996).
17. A. Sibirtsev, W. Cassing and U. Mosel, Z. Phys. A **358**, 357 (1997).
18. A. Sibirtsev, W. Cassing and U. Mosel, Nucl. Phys. A **679**, 497 (2001).
19. O. Benhar, A. Fabrocini and S. Fantoni, Nucl. Phys. A **505**, 267 (1989).
20. I. Sick, S. Fantoni, A. Fabrocini and O. Benhar, Phys. Lett. B **323**, 267 (1994).
21. Particle Data Group, Phys. Lett. B **592**, 1 (2004).