

# Velocity of sound in relativistic heavy-ion collisions

Bedangadas Mohanty and Jan-e Alam

*Variable Energy Cyclotron Centre, Calcutta 700064, India*

(Dated: October 2, 2018)

We have studied the rapidity distribution of secondary hadrons produced in nucleus-nucleus collisions at ultra-relativistic energies within the ambit of the Landau's hydrodynamical model. A reasonable description of the data can also be obtained by using the Bjorken's hydrodynamical model if the boost invariance is restricted to a finite rapidity range. The sensitivity of the hadronic spectra on the equation of state vis- a -vis the velocity of sound has been discussed. The correlation between the velocity of sound and the freeze-out temperature has been indicated. The effects of the non-zero widths of various mesonic and baryonic degrees of freedom up to the mass value  $\sim 2.5$  GeV is seen to be small.

PACS numbers: 25.75.-q, 25.75.Dw, 12.38.Mh

## I. INTRODUCTION

One of the important problem in the field of relativistic heavy-ion collisions is to find out the equation of state (EOS) of the matter formed after nuclear collisions at ultra-relativistic energies [1]. Under the assumption of local thermal equilibrium, the EOS is the functional relation between pressure (P) and the energy density ( $\epsilon$ ), where P and  $\epsilon$  are related through the velocity of sound,  $c_s$  which is defined as  $c_s^2 = (\partial P / \partial \epsilon)_{isotropic}$  [2]. For a massless, non-interacting gas,  $c_s^2 = 1/3$  (ideal gas limit). The velocity of sound plays a crucial role in the hydrodynamical evolution of the matter created in heavy-ion collision and affects, among others, the momentum distribution of the particles originating from the fluid elements at the freeze-out stage. In the present work we will assume the order of the phase transition from QGP to hadrons to be first order. However, it should be mentioned here that this issue is not fully settled yet. The phase transition from QGP to hadrons could be weak first order, second order or it may be just a cross over depending on the mass of the dynamical quarks [3]. Consider a situation where quark-gluon plasma (QGP) is formed at the initial state. In such a scenario, the matter evolves from an initial QGP state to the hadronic phase via an intermediate mixed phase of QGP and hadrons due to the expansion of the system (hence cooling) in a first order phase transition scenario. Finally the system disassembles to hadrons (mainly pions) at the freeze-out where the interaction among the particles become too weak to maintain the equilibrium. The velocity of sound is very different in the three stages of expansion mentioned above reflecting the interaction among the constituents of the matter in the three stages. While in the QGP phase, it should in principle approach the ideal gas limit, in the mixed phase it should reduce to zero due to vanishing pressure gradient, indicating "softness" of the EOS. Then below the critical temperature, it should

have a value that reflects the presence of interacting hadrons in the system.

Relativistic hydro-dynamical models have been routinely used to describe the multiplicity distribution in the rapidity space, transverse mass spectra of hadrons etc produced in nuclear collisions. One of the aim of the present work is to calculate the velocity of sound for hadronic system and compare the results with lattice QCD calculations. In the present calculation we have taken into account the non-zero width of the unstable hadrons. We study the rapidity distribution of the particles within the framework of relativistic hydro-dynamical models proposed by Landau and collaborators [4] and by Bjorken [5]. The results of the analysis performed within these models will be compared with experiments to extract the velocity of sound. It is expected that at AGS and also at SPS energies, the Landau hydro-dynamical model can be applied although the Bjorken hydro-dynamical model has been used at SPS energies. The main criticisms of Landau model are: (i) neglect of leading particle effects and (ii) removal of radiation energy due to the deceleration required in this model for full stopping. These difficulties, however, can be removed if one assume that during the collisions the valence quarks move without much interaction and the energy carried by the gluon fields is stopped in the collision volume [6]. This assumption is justified because the gluon-gluon interaction cross-section is larger than quark-quark interaction due to larger color degeneracy of the gluons. The gluon field thermalizes after a time  $\tau_i$ , providing the initial condition of the Landau model. In this picture the removal of energy of the decelerated gluons fields due to the bremsstrahlung is prohibited by the color confinement mechanism. Under these conditions, it is obvious that only a fraction of the beam energy is stopped in the collisions, which can be taken into account by introducing an in-elasticity factor in the model [6].

TABLE I: Particles taken for calculation.

Baryons	Mesons
p	$\pi^{+,-,0}$
n	$\eta(547-1440), \eta'$
N(1440 - 2600)	$f_0(800-1710), f_1(1285, 1420), f_2(1270-2340)$
$\Delta(1232 - 2420)$	$\rho(770-1700), \rho_3$
$\Lambda(1115 - 2350)$	$\omega(782-1650), \omega_3$
$\Sigma^{+,-,0}$	$a_0(980-1450), a_1$
$\Sigma(1382 - 1820)$	$\phi, \phi_3, \pi(1300-1800), \pi_2$
$\Xi^{0,+}$	$f_4, h_1, K_1(1270-1400)$
$\Xi(1530 - 1820)$	$a_2, a_4, b_1, K_2$
$\Omega^-$	$K^{\pm,0}, K_{L,S}^0, K^*, K_{0,2,3,4}^{*}$

Bjorken hydrodynamical model predicts a plateau structure for the rapidity distribution of the fluid elements which is not observed experimentally for the entire rapidity range. It has been indicated in [7] from perturbative QCD that the initial energy distribution is a broad Gaussian in rapidity even at LHC energies. However, we will show that a good description of the data is possible at AGS and SPS energies in the framework of the Bjorken's model if we treat the upper limit of the fluid rapidity as a parameter. In other words the boost invariance has to be limited in a finite rapidity range for the description of the data.

The paper is organized as follows. In the next section we obtain the velocity of sound for a hadronic model and compare the result with the lattice QCD calculations [3] and those obtained from a simple confinement model as discussed in Ref [8]. In section III we extract the velocity of sound from the particle number density in rapidity space at AGS and SPS energies. Finally in section IV we present summary and discussions.

## II. EQUATION OF STATE FOR HADRON GAS

For the study of the EOS for the hadronic gas we take all the hadrons as listed in the particle data book up to the strange sector. The complete list is given in Table I. The thermodynamical quantities like energy density ( $\epsilon$ ), and pressure ( $P$ ) can be calculated using the standard relations,

$$\epsilon = \sum_{hadrons} \frac{g}{(2\pi)^3} \int E(\vec{p}) f(E) \rho(M) dM^2 d^3p$$

$$P = \sum_{hadrons} \frac{g}{(2\pi)^3} \int \frac{\vec{p}^2}{3E} f(\vec{p}) \rho(M) dM^2 d^3p \quad (1)$$

where  $E = \sqrt{\vec{p}^2 + M^2}$  is the energy of the particle of three momentum  $\vec{p}$  and invariant mass  $M$ ,  $g$  is the internal degrees of freedom and  $f(E)$  is the well-known thermal distribution for bosons and fermions

which is given by  $f(\vec{p}) = \left[ \exp((E - \mu)/T) \pm 1 \right]^{-1}$ , where  $\mu$  is the chemical potential,  $T$  is the temperature. The summation in Eq. (1) is carried out for all the hadrons up to strange sector [9]. The sensitivity of the EOS on the hadronic and electromagnetic spectra has been studied in [10], with less number of hadrons and the width of the hadrons are ignored.  $\rho(M)$  denotes the spectral function of the hadrons of pole mass  $m$  and width  $\Gamma$  given by,

$$\rho(M) = \frac{1}{\pi} \frac{M\Gamma(M)}{(M^2 - m^2)^2 + M^2\Gamma^2} \quad (2)$$

Note that for stable particle  $\rho(M) \rightarrow \delta(M^2 - m^2)$  as  $\Gamma \rightarrow 0$ . To evaluate the spectral function of a hadron in a thermal bath one should consider all the elastic and in-elastic processes through which the hadrons under consideration interact with all the constituents of the thermal bath [11]. These interactions give rise to the momentum dependent effective mass and widths. However, in the present work we restrict to the vacuum values of these quantities which are taken from particle data book [9]. The spectral function can also be related to the two body phase shift ( $\delta$ ) of the various processes as  $\rho(M) \propto d\delta(M)/dM$ , leading to the results obtained by S-matrix formalism of the statistical mechanics proposed by Dashen et al. [12].

From Eq. 1 one can calculate the entropy density ( $s$ ) by using the relation,  $s = (\epsilon + P - \mu n)/T$  where  $n$  is the net baryon density given by,

$$n = \sum_{baryons} \frac{g}{(2\pi)^3} \int f(E) \rho(M) dM^2 d^3p$$

$g_{eff}$  is the effective degeneracy which is parameterized as  $g_{eff}(\mu, T) = 90s/(4\pi^2 T^3)$ . The velocity of sound for  $\mu = 0$  can be calculated from the  $g_{eff}$  as,

$$c_s^{-2} = \frac{T}{s} \frac{ds}{dT} = 3 + \frac{T}{g_{eff}} \frac{dg_{eff}}{dT} \quad (3)$$

We will assume the chemical potential to be zero for mesons and consider two cases for baryonic chemical potential,  $\mu = 0$  and 200 MeV.

In Fig.1 we plot the variation of various thermodynamic quantities:  $\epsilon$ ,  $P$ ,  $g_{eff}$  and  $c_s^2$  as a function of temperature. We make two observations: (a) the effects of the finite width in the masses of the hadrons on the thermodynamical quantities turn out to be small and (b) the effect of the finite baryonic chemical potential leads to a slightly larger values of  $\epsilon$ ,  $P$  and  $g_{eff}$  but lower values of  $c_s^2$  at (typical) freeze-out temperature of 120 MeV.

For comparison of our results with those from the lattice QCD calculations [3], we parameterize the variation of energy density ( $\epsilon$ ) of lattice QCD results

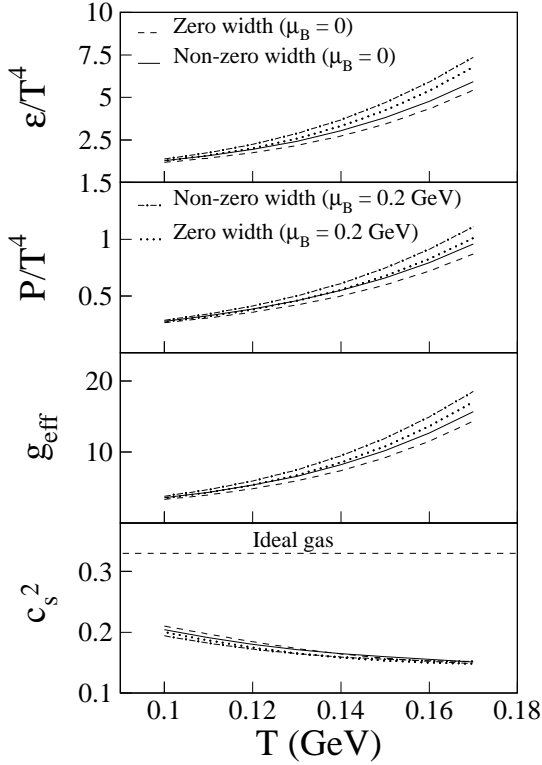


FIG. 1: Variation of energy density ( $\epsilon$ ), pressure ( $P$ ), effective statistical degeneracy ( $g_{eff}$ ) and velocity of sound ( $c_s$ ) with temperature ( $T$ ).

with temperature as follows [13]:

$$\epsilon = T^4 A \tanh \left( B \left( \frac{T}{T_c} \right)^C \right), \quad (4)$$

where  $A, B$  and  $C$  are parameters whose values are 12.44, 0.517 and 10.04 respectively. Note that the effect of baryons in the EOS is neglected here.

The evolution of the system under the assumption of boost-invariance along the longitudinal direction is governed by the equation [5],

$$\frac{d\epsilon}{d\tau} + \frac{\epsilon + P}{\tau} = 0; P = c_s^2 \epsilon \quad (5)$$

where  $c_s$  is the velocity of the sound in the medium. We would like to mention here that the velocity of sound sets the expansion time scale  $((\tau_{exp})^{-1} \sim (1/\epsilon)d\epsilon/d\tau = (1 + c_s^2)/\tau)$  for the system. This time scale should be larger than the collision time scale  $((\tau_{coll})^{-1} \sim n\sigma v)$ , where  $\sigma$  is the cross section,  $v$  is velocity and  $n$  is density) for thermal equilibrium to be maintained in the system. Therefore, determination of velocity of sound becomes very important for

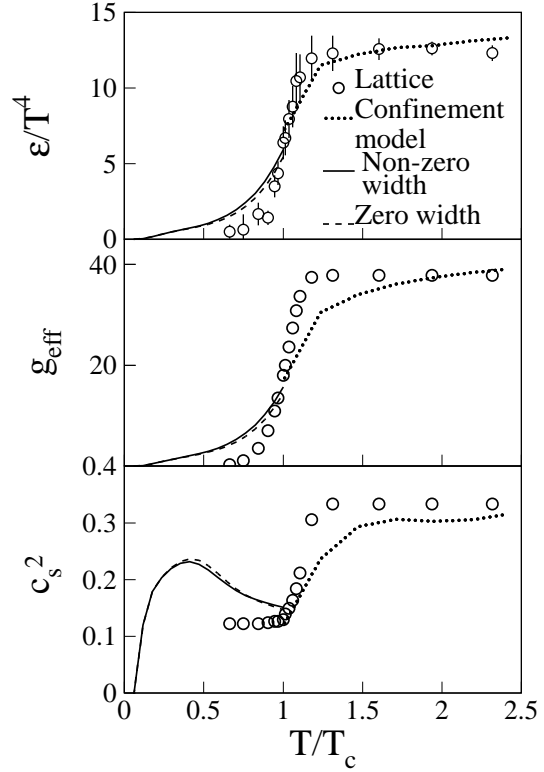


FIG. 2: Variation of energy density,  $g_{eff}$  and velocity of sound using the combined results of hadron gas, confinement model and lattice calculations with temperature. The lattice results for energy density has been read from [3].  $g_{eff}$  and  $c_s^2$  are derived by using the equations mentioned in the text.

the study of the space time evolution of the system in general and hadronic spectra in particular.

We obtain the expression for the velocity of sound as, (see also [13]),

$$c_s^2 = \left[ 3 + BC \left( \frac{T}{T_c} \right)^C \frac{1}{\cosh(B(\frac{T}{T_c})^C) \sinh(B(\frac{T}{T_c})^C)} \right]^{-1} \quad (6)$$

The results for the confinement model were obtained from [8] by extracting  $g_{eff}(T)$  by using the relation  $\epsilon/T^4 = (\pi^2/30)g_{eff}$  and Eq. 3.

In Fig.2 the energy density, effective statistical degeneracy and the velocity of sound evaluated in the hadronic model at zero baryonic chemical potential are compared with the lattice data ( $\mu = 0$ ) and those obtained from the confinement model. We observe that, (a) our results match with those from the lattice and the confinement model near  $T_c$ , (b) they are higher than those obtained from lattice below  $T_c$  (In this context we would like to point out two things. Firstly, lattice results usually employ quark masses

which are too large, leading to larger pion masses,  $m_\pi^{lat} \geq 3m_\pi^{physical}$ . The resulting thermal suppression of these degree of freedom causes a considerable discrepancy for lattice EOS with respect to EOS for hadron gas. Secondly, the lattice calculations below  $T_c$  has large errors), (c) at temperatures below  $T_c$  the velocity of sound shows an interesting trend, it increases with decrease in temperature then falls to zero as temperature of the system approaches zero and (d) the complete EOS for the system with initial QGP state, may be those obtained from lattice for temperatures above  $T_c$  and those given by the present calculations for temperatures below  $T_c$ .

The velocity of sound, which is an input to the hydro-dynamical evolution of the system via EOS influence the rapidity distribution of the hadrons. In the next section we try to extract the velocity of sound from the rapidity distributions of various hadrons produced from heavy-ion collisions for various collision energies using hydro-dynamical model. We then compare the values obtained with the results of the model under consideration.

### III. RAPIDITY DISTRIBUTION OF SECONDARIES AT AGS AND SPS ENERGIES

There are two well known hydro-dynamical models as mentioned before [4, 5] for the description of the space time evolution of the system formed after the collision of heavy-ions. It may be mentioned that in the coherent interactions the collective effect is an important feature, unlike incoherent collisions where collision is considered to be a succession of independent nucleon-nucleon interactions. The basic difference is, in Landau's model, in the center of mass of the collision two nuclei would be stopped and all the kinetic energy would be used up for the particle production, while the baryon transparency in the mid-rapidity region is the basic feature of the Bjorken's model. However, the Landau's model can be applied to describe the system formed after nuclear collision with appropriate initial conditions as mentioned in the introduction. It is expected that the Landau hydrodynamics will work well at AGS and may be at SPS energies, while the Brojken hydrodynamics should in principle work well for energies at RHIC and LHC.

In the following we briefly discuss the rapidity distribution of the particles produced in relativistic heavy-ion collisions in Landau's and Brojken's model.

The amount of entropy ( $dS$ ) contained within a (fluid) rapidity  $dy$  in the Landau hydro-dynamical

TABLE II: AGS results

Type	$c_s^2$	$\chi^2$	Probability
proton 4 AGeV	1/5 (1/3)	0.65 (34.5)	1.0 (0.023)
proton 6 AGeV	1/5 (1/3)	2.15 (40.2)	1.0 (0.010)
proton 8 AGeV	1/5 (1/3)	7.1 (74.8)	0.999 (0.00001)
proton 11.6 AGeV	1/5 (1/3)	1.49 (31.1)	1.0 (0.0388)

model is given by [4, 14],

$$\frac{dS}{dy} = -\pi R^2 l s_0 \beta c_s \exp[\beta \omega_f] \left[ I_0(q) - \frac{\beta \omega_f}{q} I_1(q) \right] \quad (7)$$

where,  $q = \sqrt{\omega_f^2 - c_s^2 y^2}$ ,  $\omega_f = \ln(T_f/T_0)$ ,  $T_f$  is the freeze-out temperature,  $y$  is the rapidity,  $R$  is the radius of the nuclei,  $2l$  is the initial length,  $s_0$  is the initial entropy density,  $2\beta = (1 - c_s^2)/c_s^2$  and  $I_0, I_1$  are the Bessel's function. The quantity  $\pi R^2 l s_0$  is fixed to normalize the experimental data at the mid rapidity. For  $\omega_f \gg c_s y$  the quantity  $dS/dy$  can be approximated by a Gaussian distribution,

$$\frac{dS}{dy} \sim Const. \frac{\exp(-\frac{y^2}{2\sigma^2})}{\sqrt{2\pi\sigma^2}} \quad (8)$$

where  $\sigma = 2\omega_f/(1 - c_s^2)$ .

The entropy density in the Brojken hydrodynamics is given by [14],

$$\frac{dS}{dy} = \frac{A\pi R^2}{T_f} s_f \exp[-2\beta\omega_f] \quad (9)$$

where,  $A$  is a constant and  $s_f$  is the entropy density at the freeze-out. It is to be noted that the quantity  $dS/dy$  is independent of the rapidity in accordance with the assumption of boost invariance along the longitudinal direction [5].

The multiplicity distribution of the secondaries is obtained by folding the multiplicity density in rapidity space mentioned above by the thermal distribution of the fluid elements,

$$\frac{dN}{dY} = \frac{g}{(2\pi)^3} \int \frac{dN}{dy} f(M_T, y, Y) M_T \cosh(Y - y) dy d^2 p_T \quad (10)$$

where,  $dN$  is the number of particles within the rapidity interval  $dY$ ,  $M_T$  is the transverse mass ( $= \sqrt{p_T^2 + M^2}$ ) of the particle,  $E = M_T \cosh(Y - y)$ , is the energy and  $f(E) = 1/(\exp[E/T] \pm 1)$ .  $dS/dy$  is related to  $dN/dy$  by a constant factor (see [13] for details). Performing the  $p_T$  integration in the above equation we obtain,

$$\frac{dN}{dY} \propto T^3 \int \frac{dN}{dy} h(y, Y; m, T) \exp(-m \cosh(Y - y)/T) dy \quad (11)$$

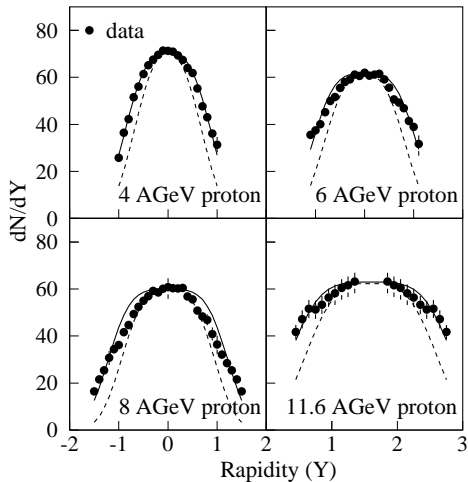


FIG. 3: Rapidity spectra for protons at 4,6,8, and 11.6 AGeV Au+Au collisions compared to rapidity spectra obtained from Landau hydrodynamics with velocity of sound 0.2 (solid line) and 0.333 (dashed line).

where

$$h(y, Y; m, T) = \frac{m^2}{T^2} + 2 \frac{m}{T} \frac{1}{\cosh(Y-y)} + \frac{2}{\cosh^2(Y-y)} \quad (12)$$

It may be noted from Eqs.11 and 12 that the particle mass tend to make the rapidity distribution narrower.

It may be mentioned that, while in Landau's model the width of the rapidity distribution is sensitive to the velocity of sound and the freeze-out temperature, in the case of Bjorken's model it is not (because of its independence on rapidity, the quantity,  $dS/dy$  can be fixed here by the normalization at the mid-rapidity). While integrating over  $y$  in Eq. 11 we treat the range of  $y$  as a parameter in case of Bjorken's hydrodynamics [15]. In case of Landau's hydrodynamics the integration limit for rapidity is infinite. We apply the Landau's model to the rapidity distributions of the produced hadrons at AGS and SPS energies. It will be seen later that the Landau model fits the pion rapidity spectra well at lower SPS energies, however at highest SPS energy the description is not very satisfactory, therefore we do not attempt to apply the model to RHIC energies. We fix the freeze-out temperature  $T_f$  to be 120 MeV a value obtained by studying the transverse momentum distributions of the hadrons [16, 17].

The rapidity distribution of the protons [18, 19] at AGS energies are well described by the Landau hydro-dynamical model with velocity of sound,  $c_s^2 = 1/5$ , a value different from that corresponding to an ideal gas (Fig.3). For  $c_s^2 = 1/5$  the values of the

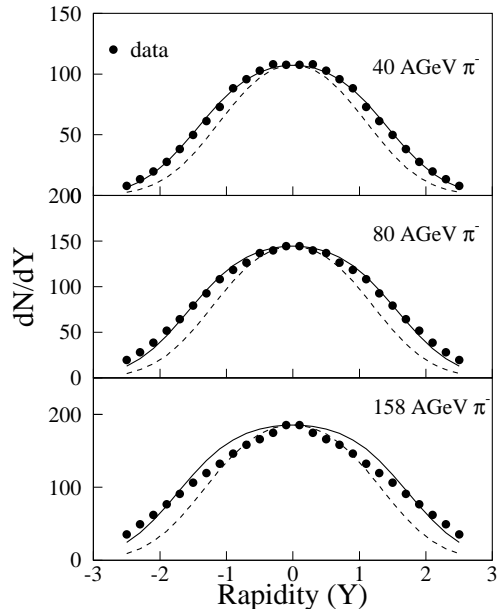


FIG. 4: Rapidity spectra for pions at 40,80,158 A GeV Pb+Pb collisions compared to rapidity spectra obtained from Landau hydrodynamics with velocity of sound 0.2 (solid line) and 0.333 (dashed line).

TABLE III: SPS results for pions

Type	$c_s^2$	$\chi^2$	Probability
$\pi^-$ 40 AGeV	1/5 (1/3)	1.03 (51.7)	1.0 (0.0013)
$\pi^-$ 80 AGeV	1/5 (1/3)	2.6 (66.3)	0.999 ( $7 \times 10^{-7}$ )
$\pi^-$ 158 AGeV	1/5 (1/3)	19.0 (146.0)	0.80( $4 \times 10^{-19}$ )

chi-square is considerably smaller than for  $c_s^2 = 1/3$  (Table II). The peak of the distribution at the mid-rapidity in the experimental data seems to indicate a large deposition of collision energy in these interactions, where the Landau's hydro-dynamical picture is applicable.

For SPS energies the density of pions in rapidity space [20] is well reproduced (Fig.4) within the ambit of Landau's model with  $c_s^2 = 1/5$  and  $T_f = 120$  MeV for 40 and 80 GeV/A beam energies. For  $E_{beam} = 158$  GeV/A the  $\chi^2$  worsens (Table III). The Bjorken's model also does not give a satisfac-

TABLE IV: SPS results for kaons

Type	$c_s^2$	$\chi^2$	Probability
$K^+$ 40 AGeV	1/5 (1/3)	0.463 (18.0)	1.0 (0.38)
$K^-$ 40 AGeV	1/5 (1/3.3)	0.56 (0.16)	1.0 (1.0)
$K^+$ 80 AGeV	1/4.5 (1/3)	0.4 (12.7)	1.0 (0.75)
$K^-$ 80 AGeV	1/5 (1/3.3)	3.0 (0.67)	0.99 (1.0)
$K^+$ 158 AGeV	1/4.5 (1/3)	0.39 (15.6)	1.0 (0.55)
$K^-$ 158 AGeV	1/5 (1/3.5)	3.8 (0.8)	0.99 (1.0)

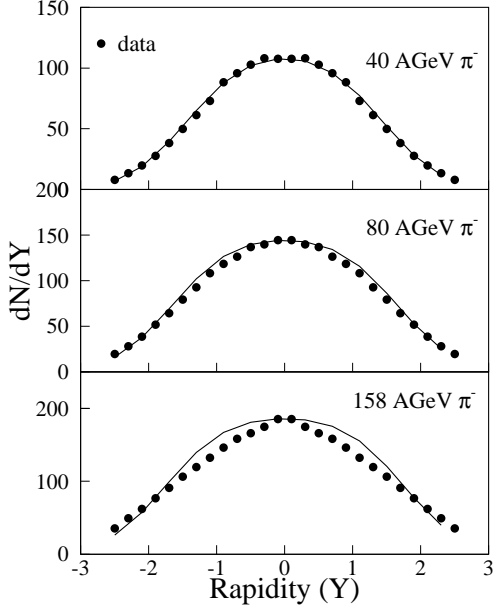


FIG. 5: Rapidity spectra for pions at 40,80,158 A GeV Pb+Pb collisions compared to rapidity spectra obtained from Bjorken's hydrodynamics. The value of  $y_{max}(=-y_{min})$  used in the integration of Eq. 11 are 1.44, 1.65 and 1.6 for beam energies 40 AGeV, 80 AGeV and 158 AGeV respectively.

tory description of the data at higher SPS energies (158 AGeV). However, as shown in Fig. 5 at lower energies the Bjorken's model give a reasonable description of the data.

Interestingly, the  $K^+$  spectra is well reproduced (Figs.6 and 7) with the same freeze-out temperature and velocity of sound as mentioned above for all the beam energies for both the models. However, the  $K^-$  spectra (Fig.8) is reproduced with a slightly higher freeze-out temperature, 132 MeV. A good description of the data for 40 and 80 GeV/A beam energies is also obtained for  $T_f=120$  MeV and  $c_s^2 = 1/3.5(\chi^2 = 0.1$  and  $0.3$  respectively). For  $E_{beam} = 158$  GeV/A we obtain  $c_s^2 = 1/4$  for same freeze-out temperature ( $\chi^2 = 0.3$ ). The values of  $\chi^2$  are shown in Table IV. It is well-known that the system formed in nuclear collisions at AGS and SPS energies has non-zero baryonic density and in such a situation the differences in the values of the freeze-out parameters for  $K^+$  and  $K^-$  are expected (see [21] for details).

The pion data from SPS at 40, 80 and 158 AGeV energies can also be reproduced if we use the Gaussian approximation of Eq. 8 in Eq. 11 and treat the width of the Gaussian ( $\sigma$ ) as a parameter. Results are shown in Fig.9. The value of  $\sigma = 0.9, 1.1$  and  $1.25$  for pion at beam energies 40, 80 and 158

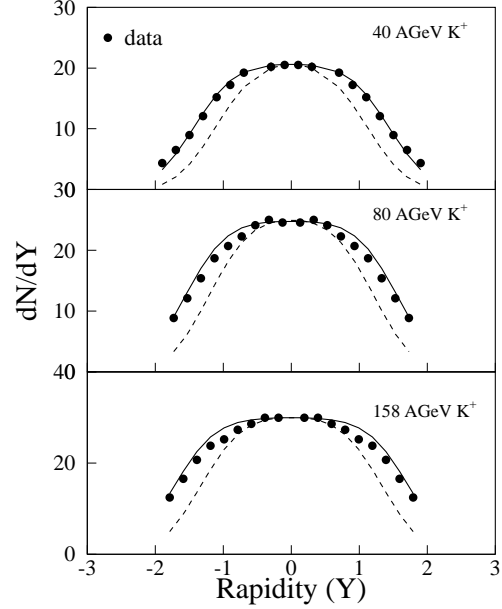


FIG. 6: Rapidity spectra for  $K^+$  at 40,80,158 A GeV Pb+Pb collisions compared to rapidity spectra obtained from Landau hydrodynamics with velocity of sound 0.2 (solid line) and 0.333 (dashed line) and  $T_f = 120$  MeV.

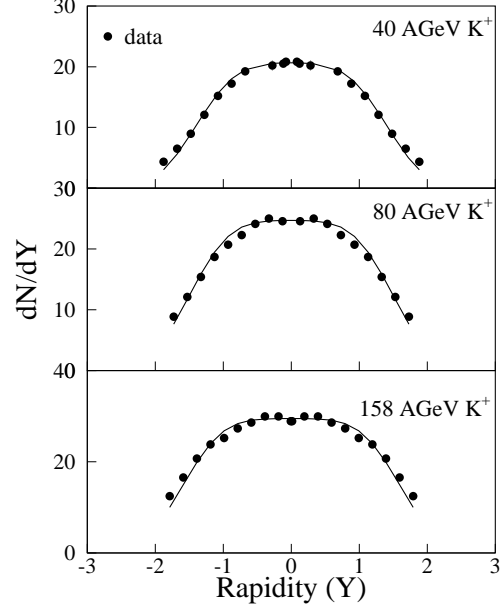


FIG. 7: Rapidity spectra for kaons at 40,80,158 A GeV Pb+Pb collisions compared to rapidity spectra obtained from Bjorken's hydrodynamics. The value of  $y_{max}(=-y_{min})$  used in the integration of Eq. 11 are 1.4, 1.5 and 1.6 for beam energies 40 AGeV, 80 AGeV and 158 AGeV respectively.

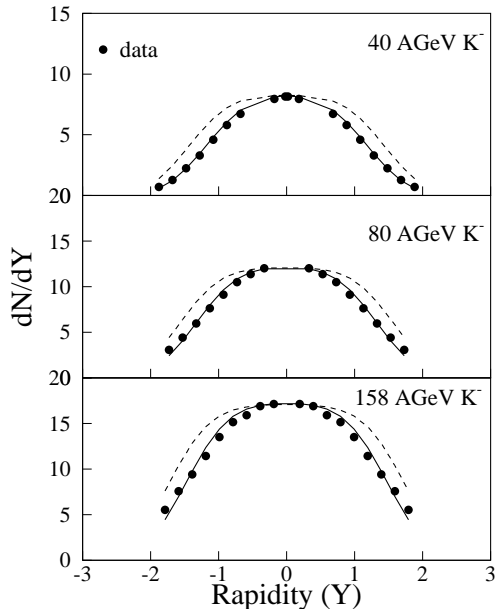


FIG. 8: Rapidity spectra for  $K^-$  at 40,80,158 A GeV Pb+Pb collisions compared to rapidity spectra obtained from Landau hydrodynamics with velocity of sound 0.2 for  $T_f = 120$  MeV (dashed line) and 132 MeV (solid line).

AGeV respectively. Results obtained for kaons in this procedure is shown in Fig. 10. It is important to note that the values of the widths of the Gaussian which represent the rapidity distribution of the fluid elements are 1.25, 1.45 and 1.95 for 40, 80 and 158 AGeV energies respectively and these values of  $\sigma$  are consistently higher than the values obtained for pions. The difference can be attributed to the mass difference between pions and kaons because pions and kaons are subjected to the same longitudinal flow velocity.

In Fig. 11 we show the constant  $\chi^2$  contour in the  $c_s^2 - T_f$  plane. The results indicate that we need a value of  $c_s^2$  less than 1/3 for a reasonable description of the data. We observe that  $c_s^2 \sim 1/5$  near the freeze-out for different collision energies and for various hadronic species. This indicates a certain kind universality for the hadronic matter produced in heavy-ion collisions at the late stage of the evolution (freeze-out).

#### IV. SUMMARY

We have evaluated the velocity of sound in a hadronic model with hadronic degrees of freedom up to strange sector. This calculated velocity of sound is compared with the results obtained from lattice

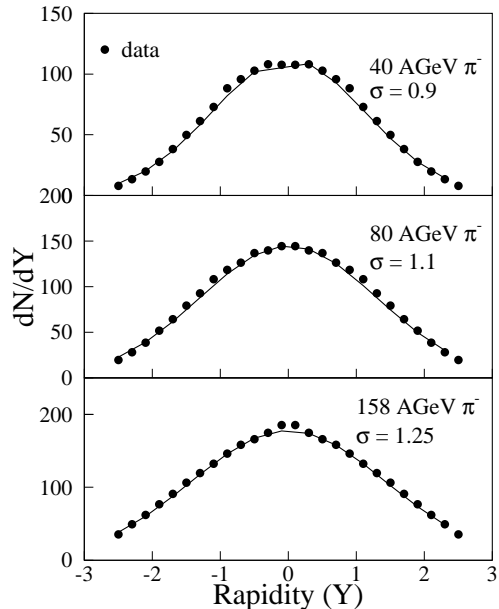


FIG. 9: Rapidity spectra for pions at 40,80,158 A GeV Pb+Pb collisions compared to rapidity spectra obtained from Eqs.8 and 11. The width of the Gaussian in Eq. 8 is a parameter here.

QCD calculations [3] and those obtained for the confinement model [8]. The values compare well at the critical temperature. The effects of non-zero width of hadrons on the EOS is found to be small. Taking a non-zero baryonic chemical potential slightly decreases the velocity of sound. Fixing the value of the freeze-out temperature ( $\sim 120$  MeV) from the  $p_T$  spectra of hadrons [16, 17] we find that a value of  $c_s^2 = 1/5$  give a good description of the data for Landau's hydrodynamical model. The data is also well reproduced within the ambit of the hydrodynamical model proposed by Bjorken if the boost invariance is restricted to finite rapidity range. The value of  $c_s^2 = 1/5$  indicates that the expansion of the system is slower in comparison to the ideal gas scenario ( $c_s^2 = 1/3$ ) and hence for such a system the maintenance of thermal equilibrium becomes easier. We observe that different hadron species produced in the nuclear collisions at different energies are well reproduced by a value of  $c_s^2 \sim 1/5$ , indicating some kind of universality of the matter at the freeze-out stage.

Several other effects which are ignored in the present work need to be mentioned at this juncture. For a complete description of the space time evolution of the system formed after heavy ion collisions both the transverse and longitudinal expansion should be considered. The transverse momentum spectra of the hadrons is strongly affected by

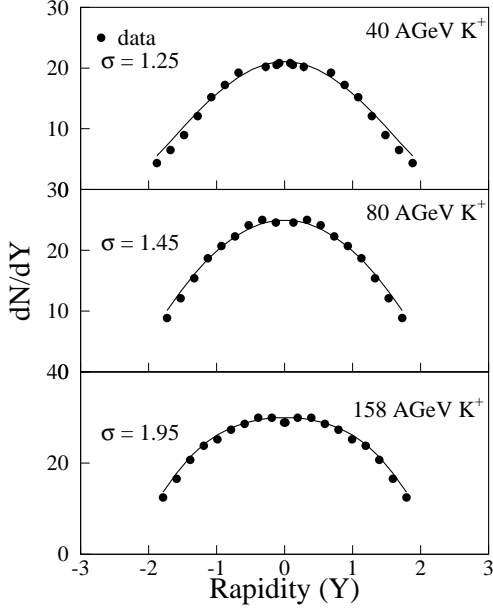


FIG. 10: Same as 9 for kaons.

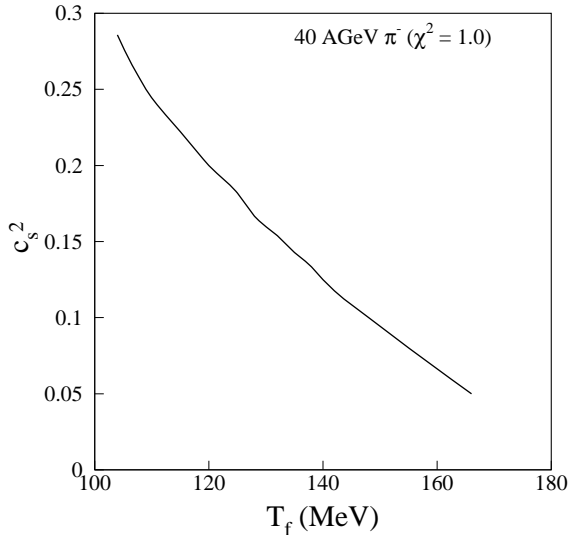


FIG. 11: The constant  $\chi^2$  contour in  $c_s^2 - T_f$  plane for pions.

the transverse flow. The rapidity distribution of the hadrons which is obtained after integrating out the transverse momentum may not be strongly affected by the transverse flow. However, the normalization of the rapidity spectra may be substantially affected by the transverse flow. The other quantities *e.g.* which may affect the normalization are non-zero chemical potential of the mesons, arising from the lack of chemical equilibrium in the system. The hadrons (pions, kaons and protons) originating for the decays of various mesonic ( $\rho$ ,  $\omega$ ,  $\phi$  etc) and baryonic ( $\Delta$  etc) resonances are ignored here. If the distribution of the resonances is homogeneous in the rapidity then the effects of the hadrons originating from their decays on the rapidity distributions can be ignored, otherwise these effects may change the distribution depending on the degree inhomogeneity and the abundances of the resonances at the freeze-out point. With the centrality of the collisions the normalization and the width of the distribution of hadrons in rapidity space changes. The normalization in the present work is treated as a parameter and the change in the width with centrality is rather small. At 158 AGeV SPS energy the width of the rapidity distribution of charged particle increases from 1.5 to 1.62 when the centrality changes from (0–5)% to (25–35)% [22].

### Acknowledgments

One of us (B.M.) is grateful to the Board of Research on Nuclear Science and Department of Atomic Energy, Government of India for financial support in the form of Dr. K.S. Krishnan fellowship. We would also like to thank Marco van Leeuwen of NA49 Collaboration and Jennifer L. Klay of E895 Collaboration for providing the experimental data.

- 
- [1] Proceedings of Quark Matter '2001, edited by T. J. Hallman, D.E. Kharzeev, J. T. Mitchell and T. Ullrich [Nucl. Phys A 698 (2002)].  
 [2] L. D. Landau and E. M. Lifshitz, Fluid Mechanics, Pergamon Press, Oxford, 1975.  
 [3] F. Karsch, Nucl. Phys. A **698**, 199 (2002).  
 [4] L. D. Landau, Izv. Akad. Nauk. SSSR **17**, 51 (1953); S. Belenkij and L. D. Landau, Usp. Fiz. Nauk. **56**, 309 (1955); Nuovo Cimento (suppl.) **3**, 15 (1956);

- D. ter Haar (ed.) collected papers of L. D. Landau, p. 665 (Gordon and Breach, NY 1965).  
 [5] J. D. Bjorken, Phys. Rev. D **27**, 140 (1983).  
 [6] P. Caurruthers and M. Duong-Van, Phys. Rev. D **28**, 130 (1983); S. Pkorski and L. Van Hove, Acta Phys. Pol. B **5**, 229(1974); L. Van Hove and S. Pokoroski, Nucl. Phys. B **86**, 243 (1975).  
 [7] K. J. Eskola, K. Kajantie and P. V. Ruuskanen, Eur. Phys. J. C **1**, 627 (1998).



- [8] R. A. Schneider and W. Weise, Phys. Rev. C **64**, 055201 (2001).
- [9] Particle Data Group, R. M. Barnett *et. al.*, Phys. Rev. D **54**, 1 (1996).
- [10] J. Sollfrank, P. Huovinen, M. Kataja, P.V. Ruskanen, M. Prakash and R. Venugopalan, Phys. Rev. C **55**, 392 (1997).
- [11] H. A. Weldon, Ann. Phys. (NY) **228**, 43 (1993).
- [12] R. Dashen, S. K. Ma and H. J. Bernstein, Phys. Rev. **187**, 345 (1969).
- [13] B. Mohanty, J. Alam and T. K. Nayak, Phys. Rev. C **67**, 024904 (2003).
- [14] D. K. Srivastava, J. Alam, S. Chakrabarty, S. Raha and B. Sinha, Ann. Phys. (NY) **228**, 104 (1993); Phys. Lett. B **278**, 225 (1992).
- [15] E. Schnedermann, J. Solfrank and U. Heinz, Phys. Rev. C **48**, 2462 (1993).
- [16] B. K. Patra, J. Alam, P. Roy, S. Sarkar and B. Sinha, Nucl. Phys. A **709**, 440 (2001).
- [17] H. Appelshaser *et. al.*, Phys. Rev. Lett. **82**, 2471 (1999).
- [18] J. L. Klay *et.al.*, (E895 collaboration), nucl-ex/0111006.
- [19] L. Ahle *et. al.*, Phys. Rev. C **60**, 064901 (1999).
- [20] M. van Leeuwen *et al.* (NA49 collaboration), nucl-ex/0208014.
- [21] U. Heinz, K. S. Lee and E. Schnedermann in Quark Gluon Plasma, edited by R. C. Hwa (World Scientific, Singapore, 1990).
- [22] M. C. Abreu *et al.* (NA50 collaboration), Phys. Lett. B **530**, 43 (2002).