

NEW MECHANISM FOR THE PRODUCTION OF THE EXTREMELY FAST LIGHT PARTICLES IN HEAVY-ION COLLISIONS IN THE FERMI ENERGY DOMAIN*

A.S. Denikin[†], V.I. Zagrebaev

141980, Joint Institute for Nuclear Research, Dubna, Moscow region, Russia

(August 21, 2002)

Employing a four-body classical model, various mechanisms responsible for the production of fast light particles in heavy ion collisions at low and intermediate energies have been studied. It has been shown that at energies lower than 50 A MeV, light particles of velocities of more than two times higher than the projectile velocities are produced due to the acceleration of the target light-particles by the mean field of the incident nucleus. It has also been shown that precision experimental reaction research in normal and inverse kinematics is likely to provide vital information about which mechanism is dominant in the production of fast light particles.

I. INTRODUCTION

The production of pre-equilibrium light particles (n, p, t, α) in nucleus-nucleus collisions depends on the way the nuclear system evolves at the reaction initial stage. For heavy ion collisions, the light particle cross section is known to be a noticeable fraction of the total reaction cross section even at low energies of the order of 10 A MeV, i.e. light particle production is a distinctive feature of all nuclear reactions involving heavy ions. This means that studying the production mechanisms for those particles is likely to provide direct information on both the reaction initial stage dynamics and the potential and dissipative forces of nucleus-nucleus interaction.

Vast bodies of data [1,2,3,4,5,6] demonstrate that in heavy ion reactions at energies per nucleon of the order of the Fermi energy, light particles are produced in a wide angular range, their velocities being two and more times higher than the velocities of the beam particles. Fig. 1 shows the measured differential proton cross section at $\theta_{lab} = 20^\circ$ in the case of the ^{16}O (20 A MeV) + ^{197}Au collision [1]. What is the mechanism of the production of these extremely fast light particles? The ultimate answer to that question has not been provided yet. Circumstantial evidence suggests that they are of a pre-equilibrium nature. This makes them more difficult to study by a direct experiment since there is currently no way of studying processes taking place in time intervals of the order of 10^{-20} s.

Attempts to interpret the experimental picture have resulted in the creation of a number of theoretical models and approaches. Among these in particular are the models of moving sources [7], Fermi-jet [8,9,10], dissipative break-up and massive transfer [11] etc. A comprehensive survey of experimental and theoretical works relating to this problem is given in [12]. Applying these approaches, the authors have succeeded in qualitatively describing the energy and angular dependencies of the spectra of emitted light particles as well as revealing some production mechanisms for them. Among the latter in particular is the mechanism of "splashing" nucleons out of a retarding projectile nucleus, the high velocities of the light particles being due to the addition of the velocity of Fermi motion within the projectile nucleus and the velocity of its centre of mass. The importance of taking this mechanism into account was shown in refs. [9,11], when describing the spectra of the α -particles produced in projectile break-up and massive transfer at collision energies of the order of several tens of MeV per nucleon.

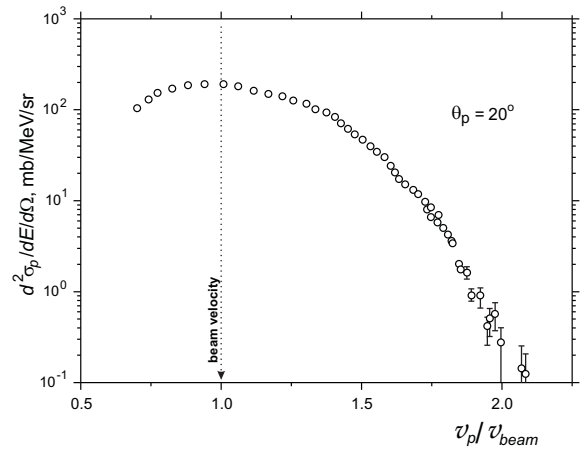


FIG. 1. Measured differential cross section of protons emitted at the angle $\theta_{lab} = 20^\circ$ in the reaction $^{16}O + ^{197}Au \rightarrow p + X$ at the energy 20 A MeV plotted versus the proton velocity in units of the beam velocity. The experimental data are taken from [1].

Nucleon-nucleon collisions are also likely to result in a fast light particle being emitted due to scattering on nucleons of high velocities. The Fermian shape of nucleon momentum distributions explains the existence of such nucleons in a heated nuclear system. The first mechanism, capable of qualitatively describing the experimen-

*Proceeding of VII International School-Seminar on Heavy-Ion Physics, May 27 – June 1, 2002, Dubna, Russia.

[†]E-mail: denikin@jinr.ru

tal results in a transparent way, fails to provide satisfactory quantitative agreement. The nucleon-nucleon collision model is adequate at high energies (< 100 A MeV), but in the region of energies $E_0 < 50$ A MeV the nucleon-nucleon interaction cross section for heavy ion collisions decreases due to Pauli's principle. Therefore this mechanism influences the formation of the hard part of the spectrum of light particles to a smaller degree. Recent advances in instrumentation have made possible the precise measurement of the angular and energy spectra of light particles [4,5,6], which is likely to shed light upon yet unresolved problems.

II. MECHANISMS OF LIGHT-PARTICLES FORMATION

In ref. [13], we proposed a four-body classical model of nucleus-nucleus collisions, which permits establishing the role of mean nuclear fields and nucleon-nucleon collisions in the production of light-particles. This model considers the projectile and target nuclei to be bound two-body systems that are composed of a heavy core and a light fragment moving in its field. The interactions of the fragments, which follow classical trajectories, define six pair potentials. The interaction between the light fragments and the cores was described by the Woods-Saxon potential with compilation-based parameters [14]. The interaction between the heavy cores was described by the proximity potential or the Woods-Saxon potential, the parameters of the latter being chosen so as to reproduce the height and position of the Coulomb barrier. The coupling with the reaction channels, which were not taken into account explicitly, was introduced by means of dissipative forces acting between the heavy cores of the target and projectile. The choice of friction coefficients and form-factors for the dissipative forces was based on ref. [15]. To provide a more correct estimate of the channel differential cross sections, the description of the relative motion of the projectile (target) light particle and the target (projectile) core has an absorption probability for them has been introduced as $P_{ij}^{abs} = 1 - \exp(-s_{ij}/\lambda_{ij})$, where s_{ij} is the distance traveled by particle i in the nucleus j , λ_{ij} the corresponding free path length, which is, as well known, related to the imaginary part of the optical potential, the parameters of which were chosen according to ref. [14]. Specifying the relative distance vector \mathbf{r}_{ij} for the projectile components, the binding energy E_{ij}^{sep} , known by experiment, as well as the orbital momentum l_{ij} for their relative motion, completely defines the projectile inner spatial configuration. The components of the vector \mathbf{r}_{ij} were chosen randomly and equiprobably in the classically allowed region. To have the relative motion momentum \mathbf{p}_{ij} uniquely determined, one of the components of the vector \mathbf{l}_{ij} must also be specified (by a random choice) in addition to the r_{ij} and E_{ij}^{sep} values. Repeating the same operations for the target nucleus and specifying the relative motion of the centers of mass of

the nuclei depending on the reaction allow to determine the initial conditions that are required for solving the set of classical equations of motion.

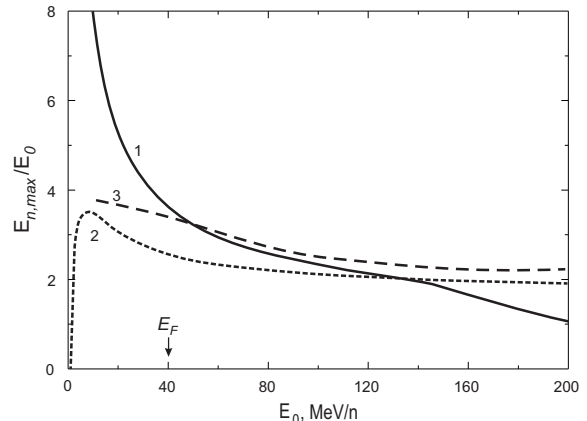


FIG. 2. The ratio of maximum energy $E_{n,max}$ of pre-equilibrium neutron to the beam energy E_0 calculated for the reaction $^{20}\text{Ne} + ^{165}\text{Ho} \rightarrow n + X$ as a function of the beam energy. The solid line corresponds to the maximum energy of neutrons originating from target, the short-dashed line to the maximum energy of neutrons emitted from the projectile, and the dashed line to the maximum energy of neutrons emitted after nucleon-nucleon collisions. The arrow represents the beam energy per nucleon approximately equal to the Fermi energy.

The model outlined above has 15 reaction channels with a different combination of particles in the final fragments. Eight of these channels contribute to the total cross section for pre-equilibrium light particles, which can be divided into two groups: particles emitted from the projectile and from the target. Taking into account all the pair potentials allows us to study the whole range of processes that result in light-particle emission as well as to establish the role played in them by one or another type of interaction. We have investigated heavy ion collisions at energies of several tens of MeV per nucleon and thoroughly studied the production mechanisms for fast light particles. It is remarkable and unexpected that the hardest part of the energy spectrum of emitted light particles corresponds to particles emitted from the target nucleus rather than from the projectile nucleus, as has been assumed up to now. There is a simple enough explanation for this phenomenon, which appears to be unusual at first sight. Let us assume for simplicity that the heavy cores have masses much larger than those of the light particles; the light particle moves in the nucleus at a velocity equal to the Fermi velocity v_F ; the nuclei move relative to one another at the velocity $v_0 \approx v_F$; the trajectories of the heavy fragments are taken to be undistorted; the binding energy of the light particle in the nucleus is assumed to be much smaller than the collision energy $E_{ij}^{sep} \ll E_0 = mv_0^2/2$, here m is the mass of the light particle. Then, as has been shown in [13], for example, the neutrons emitted from the projectile ("splashing

out”) will have a maximum laboratory system energy expressed as

$$E_{n,\max} \approx \frac{m}{2} (v_0^2 + 2v_0v_F) = 3\frac{mv_0^2}{2} = 3E_0. \quad (1)$$

In the framework of this model under the same assumptions, the maximum energy of the neutrons emitted both from the projectile and from the target in elastic nucleon-nucleon collisions is limited by the value

$$E_{n,\max} \approx \frac{m}{2} (v_0 + v_F)^2 = 4\frac{mv_0^2}{2} = 4E_0. \quad (2)$$

However, such a mechanism of emitting a fast nucleon suggests that the recoil nucleon is to impart the whole of its kinetic energy to the particle knocked out and, consequently, pass into an occupied lower energy state, which is forbidden by Pauli’s principle. Therefore, this mechanism does not manifest itself in full measure at low and intermediate collision energies and comes into play as the collision energy increases, when states more and more lower in energy become unoccupied in the process of the system getting excited.

The production mechanism for the fast light particles emitted from the target is more complicated. To begin with, let us consider the elastic scattering of a target light particle on a moving infinitely heavy repulsing wall. If before colliding, the light particle and the heavy wall have been moving collinearly in opposite directions with parallel velocities v_F and v_0 respectively, then the centre-of-mass velocity of the light particle has been $v_{cm} = -(v_0 + v_F)$. After elastically colliding, the light particle will have the velocity $v'_{cm} = -v_{cm} = (v_0 + v_F)$, the lab velocity being $v' = v'_{cm} + v_0 = 2v_0 + v_F$. Thus the maximum velocity of a neutron emitted from the target will be

$$E_{n,\max} \approx 4\frac{m}{2} (v_0^2 + v_0v_F) = 8\frac{mv_0^2}{2} = 8E_0, \quad (3)$$

i.e. the fastest neutrons will have a velocity of more than 2.5 times higher than that of the beam particles. Now, suffice it to say that an elastic collision with a repulsing wall is kinematically equivalent to elastic scattering at the angle $\theta_{cm} = -180^\circ$ (i.e. orbiting) in the attractive field of an incident nucleus. However, orbiting is possible at quite low relative motion energies. At higher energies, a light particle can be deflected only due to the field of the projectile at a certain centre-of-mass angle θ_R called an angle of rainbow scattering. Therefore the maximum energy of a pre-equilibrium light particle emitted will be a function of collision energy, light-particle-incident-nucleus interaction potential, particle binding energy and dissipative forces.

More accurate calculations of the maximum energy of the pre-equilibrium neutrons produced in the reaction $^{20}\text{Ne} + ^{165}\text{Ho} \rightarrow \text{n} + \text{X}$ are presented in Fig. 2. Given here is the $E_{n,\max}/E_0$ ratio as a function of the beam energy E_0 for the above mechanisms: the solid curve is

for the energy of the neutrons emitted from the target; the dashed curve for the energy of the neutrons emitted from the projectile; the dash-dotted curve for the energy of neutrons produced in nucleon-nucleon collisions, which was calculated with regard to Pauli’s principle. So, it is seen that at collision energies per nucleon smaller than E_F (indicated with an arrow in Fig. 2), the mechanism involving acceleration of neutrons by the moving mean field of the projectile is dominant in the formation of the high-energy portion of neutron spectra. In the high-energy region, the key role is played by nucleon-nucleon collisions. It should be also noted that the curves in Fig. 2 do not represent $E_{n,\max}$ in a strict way since our calculations did not take into account the non-zero probability of there existing nucleons of velocities much higher than v_F . Therefore the boundaries indicated with the curves in Fig. 2 will shift to higher energies.

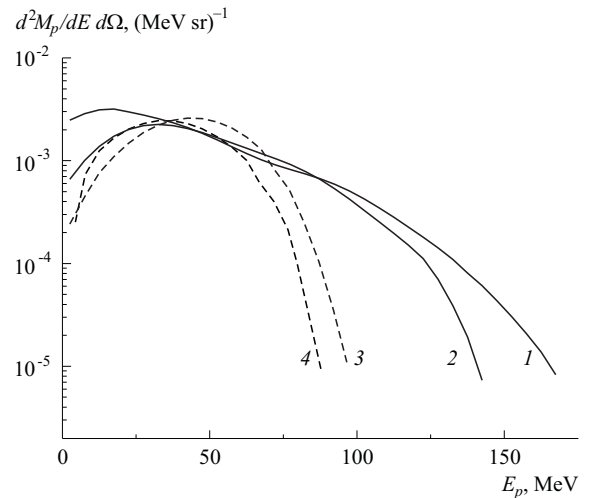


FIG. 3. Calculated differential multiplicity of pre-equilibrium protons emitted at the angle $\theta_{lab} = 51^\circ$ in the reactions $^{40}\text{Ar} + ^{51}\text{V}$ and $^{132}\text{Xe} + ^{51}\text{V}$ at the incident energy 44 A MeV. Curves 1 and 2 correspond to the protons, originating from the target ^{51}V bombarded with ^{132}Xe and ^{40}Ar projectiles, respectively. Curves 3 and 4 correspond to the protons, emitted from the ^{132}Xe and ^{40}Ar projectiles, respectively.

How should the predictions, made by our model be tested, and how should the yields of pre-equilibrium light particles emitted from a projectile and target be separated? There is currently no direct solution. However the above analysis of various processes of light-particle production in heavy ion collisions shows that the mechanism of emitting fast nucleons from the target is only slightly sensitive to the projectile nucleus mass, and, consequently, the maximum energy of light particles is not likely to change greatly with replacing one projectile by another. On the other hand, the maximum energy of the target nucleons accelerated by the attractive field of the incident nucleus is defined by the corresponding rainbow scattering angle, which depends on the dimensions of the

deflecting mean field [16]

$$\theta_R \approx \left(V_C - 0.56U_0\sqrt{R_U/a_U} \right) / E_{cm} , \quad (4)$$

where V_C is the height of the Coulomb barrier for the emitted light particle; U_0 , R_U , a_U the depth, radius and diffusiveness of the light-particle-projectile interaction potential, and $R_U \approx 1.3A^{1/3}$. It should be noted, the coefficient 0.56 in empirical equation (4), obtained in ref. [16], is not valid in case of nucleon scattering on heavy nucleus. We found that coefficient 0.7 enables to obtain more reasonable value of nucleon rainbow angle θ_R .

Now it is evident that the energy distribution of emitted light particles must be more elongated for a reaction with a heavy projectile than for a reaction with a light one. This conclusion is supported by Fig. 3, in which the calculated differential pre-equilibrium proton cross sections are shown for the angle $\theta_{lab} = 51^\circ$ for the $^{40}\text{Ar} + ^{51}\text{V}$ and $^{132}\text{Xe} + ^{51}\text{V}$ reactions (in normal and inverse kinematics) at the energy $E_0 = 44$ A MeV. It is seen, first, that the key role in the formation of the high-energy part of the spectrum is played by the protons emitted from the target nuclei (curves 1 and 2 in Fig 3). Second, the distribution of the protons emitted from projectiles of different masses (curves 3 and 4 in Fig. 3) only changes its shape to a large degree at small energies, i.e. a more massive ^{132}Xe projectile loses less energy in a collision with a ^{51}V target than does ^{40}Ar . Therefore these two reactions have projectile proton distributions with shifted maxima. Third, the ^{40}Ar induced reaction in normal kinematics has a pre-equilibrium-proton spectrum, which is several tens of MeV shorter than that for the reaction with the ^{132}Xe heavier projectile. So comparing precisely measured data on the distributions of the light particles produced in heavy ion collisions in reactions of normal and inverse kinematics will give us vital information about which mechanism is dominant in emitting a fast light particle.

- [12] V. Zagrebaev and Yu. Penionzhkevich, Prog. Part. Nucl. Phys. 35 (1995) 575.
- [13] A.S. Denikin, V.I. Zagrebaev, Yad. Fiz. (Rus. Jour. Nucl. Phys.) 65 (2002) 1459.
- [14] C.M. Perey and F.G. Perey, At. Data and Nucl. Data Tables 13 (1974) 293.
- [15] D.H.E. Gross and H. Kallinowski, Phys. Rep. 45 (1978) 175.
- [16] J. Knoll and R. Schaeffer, Ann. Phys. (N.Y.) 97 (1976) 307.

-
- [1] T.C. Awes *et al.*, Phys. Rev. C 25 (1982) 2361.
 - [2] D. Sackett *et al.*, Phys. Rev. C 44 (1991) 384.
 - [3] G. Lanzano *et al.*, Phys. Rev. C 58 (1998) 281.
 - [4] Yu. E. Penionzhkevich *et al.*, Preprint JINR E7-98-282 (1998).
 - [5] R. Alba *et al.*, Phys. Lett. B 322 (1994) 38.
 - [6] P. Sapienza *et al.*, Nucl. Phys. A 630 (1998) 215c.
 - [7] T.C. Awes *et al.*, Phys. Rev. C 24 (1981) 89.
 - [8] J.P. Bondorf *et al.*, Nucl. Phys. A 333 (1980) 285.
 - [9] K. Möhring, W.J. Swiatecki and M. Zielinska-Pfabe, Nucl. Phys. A 440 (1985) 89.
 - [10] J. Randrup and R. Vanderbosch, Nucl. Phys. A 474 (1987) 219.
 - [11] V.I. Zagrebaev, Ann. Phys. (N.Y.) 197 (1990) 33.