

# Measuring charge fluctuations in high-energy nuclear collisions

Stanisław Mrowczyński

Soltan Institute for Nuclear Studies,  
ul. Hoza 69, PL - 00-681 Warsaw, Poland  
and Institute of Physics, Świętokrzyska Academy,  
ul. Konopnickiej 15, PL - 25-406 Kielce, Poland  
(3-rd December 2001)

Various measures of charge fluctuations in heavy-ion collisions are discussed. Advantages of the measure and the related one are demonstrated and their relation to other fluctuation measures is established. We study how the measures act in the case of a 'background' model which represents the classical hadron gas in equilibrium. The model assumes statistical particle production with the charge conservation being imposed. It also takes into account the effect of incomplete experimental apparatus acceptance. The model is shown to agree with the preliminary STAR data on the electric charge fluctuations. Finally, the background free measures are discussed.

PACS: 25.75.-q, 24.60.Ky, 24.60.-k

Keywords: Relativistic heavy-ion collisions; Statistical model; Fluctuations

## I. INTRODUCTION

Fluctuations of strange, baryon and electric charges studied on event-by-event basis have been repeatedly argued to provide dynamical information on high-energy heavy-ion collisions. Jeon and Koch have suggested [1] to study the fluctuations of the ratio of positive to negative pions to measure the number of rho and omega resonances after hadronization. Gavin and Purneau have found [2] that the baryon number fluctuations are very sensitive to the degree of chemical equilibration of the system produced in heavy-ion collisions at RHIC and LHC. Gavin with collaborators have also suggested [3,4] that the extraordinary baryon fluctuations can serve as a signal of the QCD tricritical point [5-7]. Jeon and Koch [8] and A sakwa, Heinz and Muller [9] have observed that the fluctuations of baryon and electric charge are significantly smaller in the equilibrium quark-gluon plasma than in the hadron gas. Assuming that the fluctuations created in the quark phase survive the hadronization, the charge fluctuations normalized to the entropy, which is also assumed to be conserved, can be exploited as an indicator of the quark-gluon plasma formation in nuclear collisions [8,9]. The idea has been further discussed in [10-17].

The preliminary NA 49 measurement [18] of the  $K^-$  ratio at the SP S collision energy is somewhat discouraging. It suggests that the fluctuations in the central collisions are mostly of trivial statistical character. The conclusion has been theoretically analyzed in [1,19,20]. The first results on the charge fluctuations in heavy-ion collisions at RHIC [21] also show dominating role of the statistical effects. Therefore, one faces a problem how to extract a small contribution of 'dynamical' fluctuations of interest from the statistical background which, unfortunately, strongly depends on the collision centrality. Among other methods, the problem can be solved by means of the so-called 'measure' [22] which has been successfully applied to the  $p_T$  fluctuations [23]. It equals zero when the inter-particle correlations are absent. Therefore, it is 'blind' to the statistical background. It also eliminates 'geometrical' fluctuations due to the impact parameter variation.

Applicability of the 'measure' to the fluctuations of chemical composition of the hadronic system produced in nuclear collisions has been already discussed in [24,25]. In this paper we advocate usefulness of the 'measure' in the studies of charge fluctuations, which are obviously related to the chemical fluctuations. Advantages of the 'measure' in such studies has been already demonstrated in the very recent paper [26]. Here we also introduce another measure denoted as  $\chi$ , which is sensitive not only to the dynamical fluctuations, as  $\chi$  is, but to the statistical fluctuations as well. We express  $\chi$  and through the moments of multiplicity distributions and then we compare them to the fluctuation measures suggested by other authors [1,8,9,19,21]. We also compute the measures for a 'background' model where the particle production is mostly

---

Electronic address: mrow@fiw.edu.pl

statistical but constrained by the charge conservation. The model represents the classical hadron gas in equilibrium, where hadron resonances are not taken into account. After taking into account a finite detector acceptance, which strongly reduces the effect of charge conservation, the model's predictions are compared to the preliminary STAR data on the electric charge fluctuations [21]. At the end, we discuss the measures where the background fluctuations are eliminated.

## II. AND MEASURE

Let us introduce the measure which describes the correlations (or fluctuations) of a single particle variable  $x$ . Here,  $x$  is identified with the particle electric, baryon or any other charge  $q$ . One defines now the single-particle variable  $z \stackrel{\text{def}}{=} x - \bar{x}$  with the overline denoting averaging over a single particle inclusive distribution. One easily observes that  $\bar{z} = 0$ . Further, we introduce the event variable  $Z$ , which is a multiparticle analog of  $z$ , defined as  $Z \stackrel{\text{def}}{=} \sum_{i=1}^N (x_i - \bar{x})$ , where the summation runs over particles from a given event. By construction,  $\langle Z \rangle = 0$ , where  $\langle \cdot \rangle$  represents averaging over events. Finally, the measure is defined in the following way:

$$\stackrel{\text{def}}{=} \frac{\sum \overline{z^2}}{N} = \frac{\overline{Z^2}}{N} : \quad (1)$$

It is evident that  $\stackrel{\text{def}}{=} = 0$ , when no inter-particle correlations are present. The measure also possesses a less trivial property. Namely,  $\stackrel{\text{def}}{=}$  is independent of the distribution of the particle source number if the sources are identical and independent from each other [22,27]. Thus, the measure is 'blind' to the impact parameter variation as long as the 'physics' does not change with the collision centrality. In particular, the  $\stackrel{\text{def}}{=}$  is independent of the impact parameter if the nucleus-nucleus collision is a simple superposition of nucleon-nucleon interactions.

As in the case of chemical fluctuations [25], we are going to express  $\stackrel{\text{def}}{=}$  through the moments of multiplicity distributions. We first consider the system of particles with two different values of the charge. In principle, the system might be multi-component but only two charged components are taken into account. Then,  $x$  equals either  $q_1$  or  $q_2$ . The inclusive average of  $x$  and  $x^2$  read

$$\bar{x} = q_1 P_1 + q_2 P_2 ; \quad \overline{x^2} = q_1^2 P_1 + q_2^2 P_2 ;$$

where the probabilities to find a particle with  $q_1$  and  $q_2$ , respectively, are

$$P_i = \frac{N_i}{N} ; \quad i = 1, 2$$

with  $N_i$  being the number of particles with the charge  $q_i$ ;  $N = N_1 + N_2$ . One easily finds that

$$\overline{z^2} = (q_1 - q_2)^2 \frac{N_1 N_2}{N^2} : \quad (2)$$

Observing that

$$Z = Q - \frac{Q}{N} \sum_{i=1}^N x_i ;$$

where  $Q = q_1 N_1 + q_2 N_2$  is the system charge, we get  $\langle Z \rangle = 0$  and

$$\frac{\overline{Z^2}}{N} = \frac{(q_1 - q_2)^2}{N^3} [N_1^2 N_2^2 + N_1^2 N_2 + N_1 N_2^2 + 2 N_1 N_2] ; \quad (3)$$

which can be rewritten as

$$\frac{\overline{Z^2}}{N} = (q_1 - q_2)^2 \frac{N_1^2 N_2^2}{N^3} + \frac{N_1^2}{N^2} + \frac{N_2^2}{N^2} + \frac{2 N_1 N_2}{N} : \quad (4)$$

The fluctuation measure is completely determined by Eqs. (2, 3). If the particle distributions are poissonian and independent from each other i.e.

$$\overline{hN_i^2} - \overline{hN_i}^2 = \overline{hN_i}; \quad i = 1, 2 \quad (5)$$

$$\overline{hN_1 N_2} = \overline{hN_1} \overline{hN_2};$$

one notices that

$$\frac{\overline{hZ^2}}{\overline{hN}} = (q_1 - q)^2 \frac{\overline{hN_1} \overline{hN_2}}{\overline{hN}^2}$$

and  $\overline{hZ^2} = 0$ . However, it should be noted here that  $\overline{hZ^2}$  vanishes not only for the poissonian distribution.

If one studies a system with particles carrying more than two different values of a given charge, Eqs. (2,3) have to be generalized. We first consider the generalization to the three component system, such as that of positive ( $q = 1$ ), negative ( $q = -1$ ) and neutral ( $q = 0$ ) hadrons. Although the neutral particles do not contribute to the system's charge, they do contribute to the fluctuations measured by  $\overline{hZ^2}$ . After rather lengthy calculations one finds

$$\overline{hZ^2} = (q_1 - q)^2 \frac{\overline{hN_1} \overline{hN_2}}{\overline{hN}^2} + (q_1 - q)^2 \frac{\overline{hN_1} \overline{hN_3}}{\overline{hN}^2} + (q_2 - q)^2 \frac{\overline{hN_2} \overline{hN_3}}{\overline{hN}^2} \quad (6)$$

and

$$\frac{\overline{hZ^2}}{\overline{hN}} = \frac{(q_1 - q)^2}{\overline{hN}^3} A_{12} + \frac{(q_1 - q)^2}{\overline{hN}^3} A_{13} + \frac{(q_2 - q)^2}{\overline{hN}^3} A_{23}; \quad (7)$$

where  $N = N_1 + N_2 + N_3$  and

$$A_{12} = \overline{hN_1^2} \overline{hN_2^2} + \overline{hN_2} \overline{hN_3} + \overline{hN_2^2} \overline{hN_1^2} + \overline{hN_1} \overline{hN_3} - \overline{hN_1} \overline{hN_2} \overline{hN_3} \quad (8)$$

$$+ \overline{hN_1 N_2} \overline{hN_1} \overline{hN_2} + \overline{hN_2} \overline{hN_3} + \overline{hN_1} \overline{hN_3} + \overline{hN_3^2}$$

$$+ \overline{hN_2 N_3} \overline{hN_1^2} - \overline{hN_1} \overline{hN_2} + \overline{hN_1} \overline{hN_3} + \overline{hN_1 N_3} \overline{hN_2^2} - \overline{hN_1} \overline{hN_2} + \overline{hN_2} \overline{hN_3} :$$

$A_{13}$  can be found from  $A_{12}$  by the replacement of indices 2  $\leftrightarrow$  3 and  $A_{23}$  coincides with  $A_{13}$  when 1  $\leftrightarrow$  2. One easily shows that for the poissonian distribution (5),  $\overline{hZ^2} = \overline{hN}$  and  $\overline{hZ^2} = 0$ .

The formulas (6,7,8) can be further generalized to a system of four or higher number of particle sorts, such as the quark-gluon plasma. While the modifications of Eqs. (6,7) are obvious, Eq. (8) should be understood in such a way that  $N_3$  represents all particles different than those carrying charges  $q_1$  or  $q_2$ .

The measure has been designed to look for the 'dynamical' fluctuations. As seen, it vanishes when the fluctuations are of simple statistical origin. However, in the proposal presented in [8,9] the fluctuation size is a main issue because the statistical fluctuations generated in the quark-gluon phase are significantly smaller than those in the hadron gas. Then, instead of the measure defined by Eq. (1), it seems more natural to use  $\overline{hZ^2} = \overline{hN}$ , which is, as  $\overline{hZ^2}$ , insensitive to the distribution of the independent particle sources. Therefore, we define the measure

$$\stackrel{\text{def}}{=} \frac{1}{\overline{hN}} \overline{hZ^2} - \frac{\overline{hZ}}{\overline{hN}}^2 = \frac{\overline{hZ^2}}{\overline{hN}}; \quad (9)$$

which, as discussed below, can be very useful in the experimental data analysis.

### III. OTHER MEASURES

In this section we compare  $\overline{hZ^2}$  to other measures of charge fluctuations. We limit the comparison to the case of two component system. The charge fluctuations can be studied by means of the ratio of the multiplicities of particles of different charges,  $R = N_1/N_2$  [1,8]. One finds [1,19] that to the second order in the fluctuations of particle numbers

$$\overline{hR^2} - \overline{hR}^2 = \frac{\overline{hN_1^2}}{\overline{hN_2^2}} - \frac{\overline{hN_1^2}}{\overline{hN_1^2}} + \frac{\overline{hN_2^2}}{\overline{hN_2^2}} - \frac{\overline{hN_1 N_2}}{\overline{hN_1} \overline{hN_2}} : \quad (10)$$

Instead of  $R$  one can use  $F = Q/N$  where  $Q$  is, as previously, the system charge [8]. If we deal with the particles of opposite unit charges ( $q_1 = q = 1$ ),  $R$  and  $F$  are simply related to each other. Namely,

$$R = \frac{1 + F}{1 - F} = 1 + 2F + 2F^2 + O(F^3) :$$

Consequently,

$$hR^2i - hRfi^2 = 4 hF^2i - hFfi^2 :$$

Comparing Eqs. (4,10) to each other, we get the relation

$$= \frac{hZ^2i}{hNi} = (q_1 - q)^2 \frac{hN_2i^4}{hNi^3} hR^2i - hRfi^2 = (q_1 - q)^2 \frac{hN_2i^4}{hNi^4} D ; \quad (11)$$

where

$$D \stackrel{\text{def}}{=} hNi hR^2i - hRfi^2 \quad (12)$$

is the charge fluctuation measure advocated in [8,12]. Since Eq. (10) holds only for sufficiently small fluctuations the same is true for the relationship (11). Therefore,  $D$  is independent of the particle source distribution for small fluctuations only while  $\chi^2$  possesses this property for fluctuations of any size.

Another natural measure of charge fluctuations is [8,9]

$$\frac{hQ^2i - hQfi^2}{hNi} = \frac{1}{hNi} q_1^2 hN_1^2i - hN_1i^2 + q_2^2 hN_2^2i - hN_2i^2 + 2q_1q_2 hN_1N_2i - hN_1ihN_2i ;$$

which is not simply related to  $\chi^2$  except the case  $hQfi = 0$ . Then,  $Z = Q$  and  $\chi^2 = hQ^2i/hNi$ .

One more measure has been proposed in the experimental study [21]. Namely,

$$\stackrel{\text{def}}{=} D \frac{N_1}{hN_1i} - \frac{N_2}{hN_2i} \chi^2 = \frac{hN_1^2i - hN_1i^2}{hN_1i^2} + \frac{hN_2^2i - hN_2i^2}{hN_2i^2} - 2 \frac{hN_1N_2i - hN_1ihN_2i}{hN_1ihN_2i} ; \quad (13)$$

found within the poissonian approximation (5) has been called the 'statistical' contribution and denoted as  $\chi^2_{\text{stat}}$ ;

$$\chi^2_{\text{stat}} = \frac{1}{hN_1i} + \frac{1}{hN_2i} = \frac{hNi}{hN_1ihN_2i} ; \quad (14)$$

The authors of [21] also used the ratio  $\chi^2_{\text{stat}}$  and the difference

$$\chi^2_{\text{dyn}} = \chi^2 - \chi^2_{\text{stat}} ; \quad (15)$$

which has been called the 'dynamical' contribution.

Comparing Eqs. (2,4,9) to Eqs. (13,14,15), one finds that for  $q_1 = q = 1$

$$= 4 \frac{hN_1i^2 hN_2i^2}{hNi^3} ; \quad (16)$$

$$\frac{\chi^2}{Z^2} = 4 \frac{hN_1i^2 hN_2i^2}{hNi^3} \chi^2_{\text{stat}} ; \quad (17)$$

$$= 2 \frac{hN_1ihN_2i}{hNi} \chi^2_{\text{stat}} = \frac{hN_1i^3 hN_2i^3}{hNi^2} \chi^2_{\text{dyn}} ; \quad (18)$$

The second approximate equality in Eq. (18) holds for  $\chi^2_{\text{stat}} = \chi^2_{\text{dyn}}$ .

At the end of this section we mention that

$$= \frac{1}{4} D = \frac{hNi}{4} = 1 ;$$

when  $hQfi = 0$ ,  $q_1 = q = 1$  and the poissonian approximation (5) holds.  $\chi^2_{\text{stat}}$  and  $\chi^2_{\text{dyn}}$  vanish by definition in this case.

#### IV . BACKGROUND ' M O D E L

In this section we discuss a very simple model of charge fluctuations which takes into account the charge conservation and the fact that one usually observes only a fraction of all charged particles produced in nuclear collisions. We consider the charges of two values, say  $+1$  and  $-1$ . The multiplicities of positive (negative) particles are denoted here as  $N_+$  ( $N_-$ ). At the beginning we assume that all charged particles are observed. Then,  $N_+ - N_- = Q$ , where  $Q$  denotes the electric, baryon or any other conserved charge which is the same for all events under consideration. The multiplicity distribution of negative and positive particles can be written as

$$P_{N_+, N_-} = P_N \frac{N_-^{N_+ + Q}}{N_+^{N_+}} ; \quad (19)$$

or

$$P_{N_+, N_-} = P_{N_+} \frac{N_+^{N_- - Q}}{N_-^{N_-}} ; \quad (20)$$

Using the distribution (19) one immediately finds

$$\begin{aligned} \langle N_+ \rangle &= \langle N_- \rangle + Q ; \\ \langle N_+^2 \rangle - \langle N_+ \rangle^2 &= \langle N_-^2 \rangle - \langle N_- \rangle^2 ; \\ \langle N_+ N_- \rangle - \langle N_+ \rangle \langle N_- \rangle &= \langle N_-^2 \rangle - \langle N_- \rangle^2 ; \end{aligned}$$

Then, Eqs. (2,3) give

$$\begin{aligned} \overline{z^2} &= 4 \frac{\langle N_- \rangle (\langle N_- \rangle + Q)}{\langle N_- \rangle^2} ; \\ &= \frac{\langle N_-^2 \rangle}{\langle N_- \rangle} = \frac{4Q^2}{\langle N_- \rangle^3} \langle N_-^2 \rangle - \langle N_- \rangle^2 ; \end{aligned}$$

where  $\langle N_- \rangle = N_+ + N_- = 2N_+ + Q$ . For  $Q = 0$  one gets  $\overline{z^2} = 1$ ,  $\langle N_-^2 \rangle = \langle N_- \rangle$  and  $\langle N_+ N_- \rangle = 0$ .

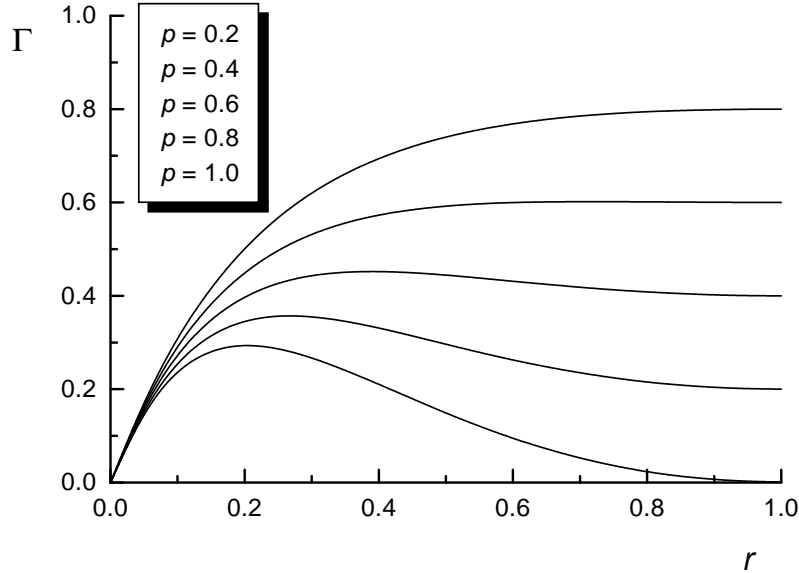


FIG .1.  $\Gamma$  as a function of the multiplicity ratio  $r = N_+ / (N_+ + N_-)$  for several values of  $p$ . The most upper line corresponds to  $p = 0.2$ , the lower one to  $p = 0.4$ , etc.

Now, we consider a situation when only a fraction of charged particles produced in nuclear collision is observed. As many other authors, see e.g. [28], we assume that every particle is registered with probability  $p$  and it is lost with probability  $(1-p)$ . In this way, we model both the effect of tracking inefficiency and incomplete detector acceptance. Since the number of observed particles at fixed number of the produced particles is given by the binomial distribution the multiplicity distribution of observed particles reads

$$P_{N_+ N_-} = \sum_{M_+ = N_+}^{\bar{X}} \sum_{M_- = N_-}^{\bar{X}} P_{M_+ M_-} \binom{M_+}{N_+} p^{N_+} (1-p)^{M_+ - N_+} \binom{M_-}{N_-} p^{N_-} (1-p)^{M_- - N_-}; \quad (21)$$

where  $M_+$  corresponds to the produced while  $N_+$  to the observed particles.

Substituting the distribution (19) into (21) one gets

$$\begin{aligned} \langle N_- \rangle &= p \langle M_- \rangle; \\ \langle N_+ \rangle &= p \langle M_+ \rangle + p Q; \\ \langle N_-^2 \rangle - \langle N_- \rangle^2 &= p^2 \langle M_-^2 \rangle - \langle M_- \rangle^2 + (p - p^2) \langle M_- \rangle; \\ \langle N_+^2 \rangle - \langle N_+ \rangle^2 &= p^2 \langle M_+^2 \rangle - \langle M_+ \rangle^2 + (p - p^2) \langle M_+ \rangle + Q; \\ \langle N_+ N_- \rangle - \langle N_+ \rangle \langle N_- \rangle &= p^2 \langle M_+ M_- \rangle - \langle M_+ \rangle \langle M_- \rangle : \end{aligned}$$

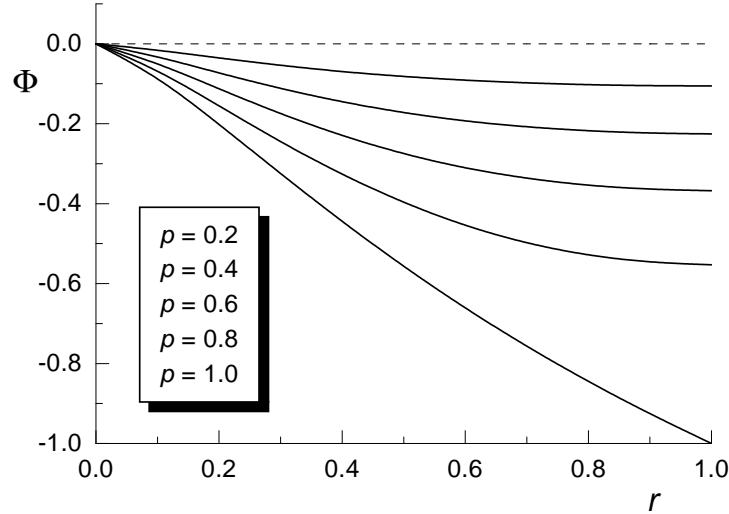


FIG. 2.  $\Phi$  as a function of the multiplicity ratio  $r = \langle N_- \rangle / \langle N_+ \rangle$  for several values of  $p$ . The most upper (solid) line corresponds to  $p = 0.2$ , the lower one to  $p = 0.4$ , etc.

Our further considerations are limited to the poissonian approximation. Namely, one assumes that  $P_{N_-}$  in (19) is a Poisson distribution as in the classical hadron gas in equilibrium. Then, one gets

$$\begin{aligned} \langle N_-^2 \rangle - \langle N_- \rangle^2 &= \langle N_- \rangle; \\ \langle N_+^2 \rangle - \langle N_+ \rangle^2 &= \langle N_+ \rangle - p^2 Q; \\ \langle N_+ N_- \rangle - \langle N_+ \rangle \langle N_- \rangle &= p \langle N_- \rangle : \end{aligned}$$

One sees here that the multiplicity distribution of negative particles is poissonian but that one of positive is not. Substituting the above formulas to Eqs. (2,3) one gets

$$\overline{z^2} = \frac{4r}{(1+r)^2}; \quad (22)$$

$$= \frac{4r}{(1+r)^2} - 4p \frac{r^2(3-r)}{(1+r)^3}; \quad (23)$$

where  $r = \hbar N_i / \hbar N_+ i$ . When the system is symmetric i.e.  $Q = 0$  and consequently  $r = 1$ , the formulas (22, 23) simplify to

$$\overline{z^2} = 1; \quad \overline{z} = 1 - p;$$

and give

$$\overline{z} = \frac{p}{1-p} - 1: \quad (24)$$

We note here that Eq. (24) holds not only for the poissonian approximation but for any distribution (19) with  $Q = 0$ .

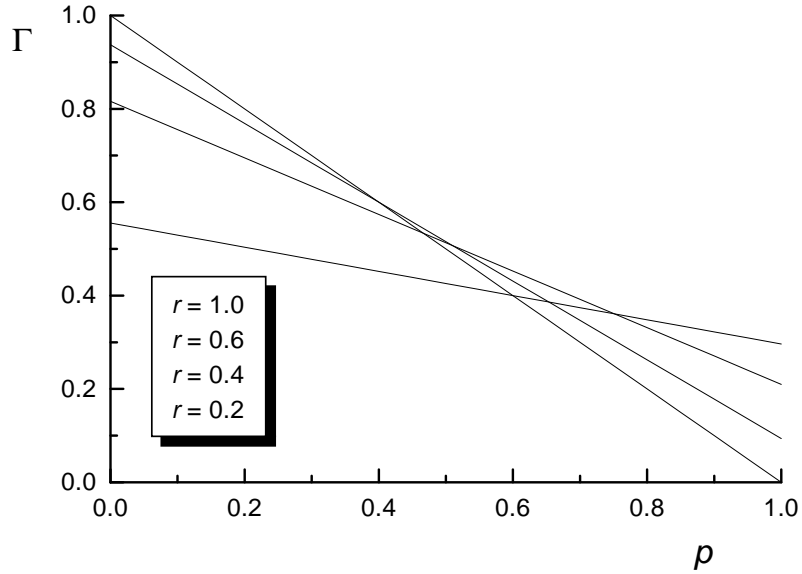


FIG. 3.  $\Gamma$  as a function of the particle registration probability  $p$  for several values of  $r = \hbar N_i / \hbar N_+ i$ . The steepest line corresponds to  $r = 1.0$ , the second less steep to  $r = 0.6$ , etc.

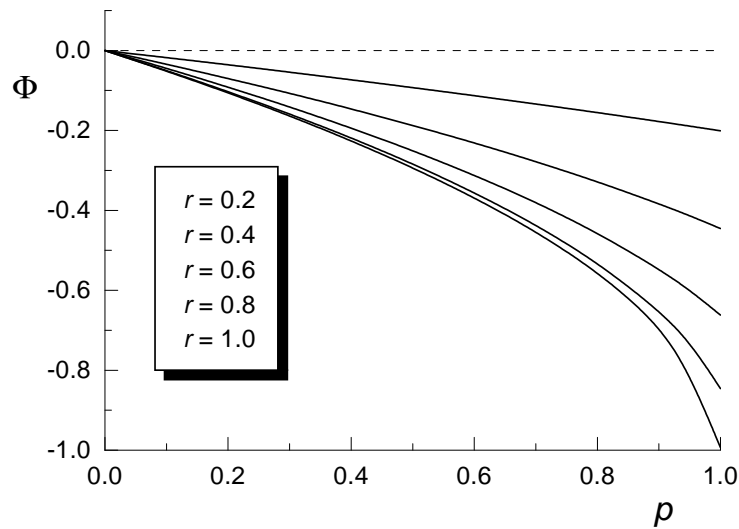


FIG. 4.  $\Phi$  as a function of the particle registration probability  $p$  for several values of  $r = \hbar N_i / \hbar N_+ i$ . The most upper (solid) line corresponds to  $r = 0.2$ , the lower one to  $r = 0.4$ , etc.

The poissonian approximation can be also implemented in such a way that  $P_{N_+}$  in (20) is a Poisson distribution. Then, the multiplicity distribution of positive particles is poissonian while that of negative is not. In this case the final results are

$$\overline{z^2} = \frac{4r}{(1+r)^2}; \quad (25)$$

$$= \frac{4r}{(1+r)^2} - 4p \frac{3r-1}{(1+r)^3}; \quad (26)$$

Obviously, the results (23) and (26) differ from each other. However, one observes that Eq. (23) holds for  $Q = 0$  ( $r = 1$ ) while Eq. (26) for  $Q = 0$  ( $r = 1$ ). Otherwise the multiplicity distributions which are assumed to be poissonian cannot be poissonian because they must vanish for  $N < 0$ . One further observes that Eqs. (22, 23) changes into Eqs. (25, 26) under the transformation  $r \rightarrow 1/r$ . We also note that our final results i.e. Eqs. (22, 23) or Eqs. (25, 26) depend on  $Q$  only through  $r$ . Therefore, the initial assumption that  $Q$  is the same for all events can be relaxed and the events of different  $Q$  but of the same  $r$  can be combined.

The final measure given by Eqs. (22, 23) are shown in Figs. 1-4. As seen, the fluctuations measured by are suppressed by the charge conservation when  $p \neq 1$ . However, the suppression is complete for  $r = 1$  only. When the net charge is nonzero ( $r < 1$ ) the fluctuations occur even at  $p = 1$ . The same is true for the measures  $D$  and  $\Delta$ . Within the background model feels only the effect of charge conservation. Therefore, the absolute value of is the largest when  $p = 1$  and  $r = 1$ . Then, the system is constrained most effectively. When  $r \rightarrow 0$  and  $p \rightarrow 0$  the effect of charge conservation is diluted.

Using Eqs. (16,17) and (22,23) one finds that the ratio  $\Delta_{stat}$  studied by the STAR collaboration [21] equals

$$\frac{\Delta_{stat}}{\overline{z^2}} = 1 - p \frac{r(3-r)}{1+r}; \quad (27)$$

In the next section Eq. (27) is confronted with the experimental data.

## V. EXPERIMENTAL DATA

As noted in the Introduction, there is the preliminary STAR measurement of the electric charge fluctuations in Au-Au collisions at  $\sqrt{s_{NN}} = 130$  GeV [21]. It appears that the ratio  $\Delta_{stat}$  is within experimental errors independent of centrality and equals  $0.80 \pm 0.03$ . The measurement has been performed in the pseudorapidity and transverse momentum regions:  $0.5 < \eta < 0.5$  and  $0.1 < p_T < 2.0$  GeV/c. To compare the experimental result to the background model formula (27) one needs to estimate two parameters:  $p$  and  $r$ .

The BRAHMS collaboration has found [29] that on average 3860  $\pm$  300 charged particles are produced in the most central Au-Au collisions with 352 participants. Among these particles 553  $\pm$  36 i.e. 14  $\pm$  2 % appears in the interval  $0.5 < \eta < 0.5$ . Using the exponential parameterization of the transverse momentum distribution ( $p_T = T$ ) we have also estimated that about 10% of particles is lost because of the low  $p_T$  cut of  $p_T^{min} = 100$  MeV =  $T=2$ . Finally, taking into account the tracking efficiency of STAR detector, which is about 90%, we have got  $p = 0.11 \pm 0.02$ .

As already mentioned, according to the BRAHMS data [29], there is 3860  $\pm$  300 charged particles produced by 352 participants. This number corresponds to, on average, 140 protons and 212 neutrons in Au-Au collisions. Therefore,  $N_{+i} = 2000 \pm 150$  and  $N_{-i} = 1860 \pm 150$ . Consequently,  $r = N_{-i}/N_{+i} = 0.93 \pm 0.14$ .

Substituting the estimated values of  $p$  and  $r$  into Eqs. (27) one finds the value of  $\Delta_{stat}$ . We note here that for  $r$  close to unity  $\Delta_{stat} = 1 - p + O(r^{-2})$  where  $r = 1/r$ . Thus, having  $p = 0.11 \pm 0.02$  we get  $\Delta_{stat} = 0.89 \pm 0.02$  which is somewhat higher than the experimental value  $0.80 \pm 0.03$ . The small difference is most probably due to the neutral resonances which decay into charge hadrons and effectively reduce the charge fluctuations [8,9]. As shown by Zaranek [26], the effect of resonances strongly depends on the rapidity window, where the charge hadrons are observed, and the fluctuations can be even enhanced in sufficiently small windows. In any case, we conclude this section by saying that the classical hadron gas in equilibrium explains, at least approximately, the electric charge fluctuations observed by STAR.

## VI. BACKGROUND FREE MEASURES

Since the effects of charge conservation and incomplete acceptance are of no real interest, it is desirable to use such measures where the two effects are eliminated. The authors of Ref. [12] introduced the modified  $D$  measure which

equals in our notation

$$\tilde{D} = \frac{1}{r^2(1-p)} D ;$$

where  $D$  is defined by Eq. (12). Using the relation (11) and Eq. (23) one finds  $\tilde{D}$  corresponding to the background' model. It equals

$$\tilde{D} = \frac{(1+r)^2}{r(1-p)} \frac{h}{1-p} \frac{r(3-r)}{1+r} : \quad (28)$$

As seen in Eq. (28),  $\tilde{D}$  differs from 4 for  $r \neq 1$ . Figs. 5 and 6, where Eq. (28) is illustrated, show that the difference is sometimes significant. A similar conclusion has been recently achieved by Zaranek [26] who has studied how  $\tilde{D}$  behaves in the variety of simple fluctuation models. He has also proposed another background free measure  $\tilde{Q} = \tilde{Q}_0$  with  $\tilde{Q}_0$  given by Eq. (24) which holds for  $Q = 0$ . Since one often deals with the systems where  $Q > 0$  it would be preferable to use as  $\tilde{Q}_0$  the expression given by Eqs. (22,23).

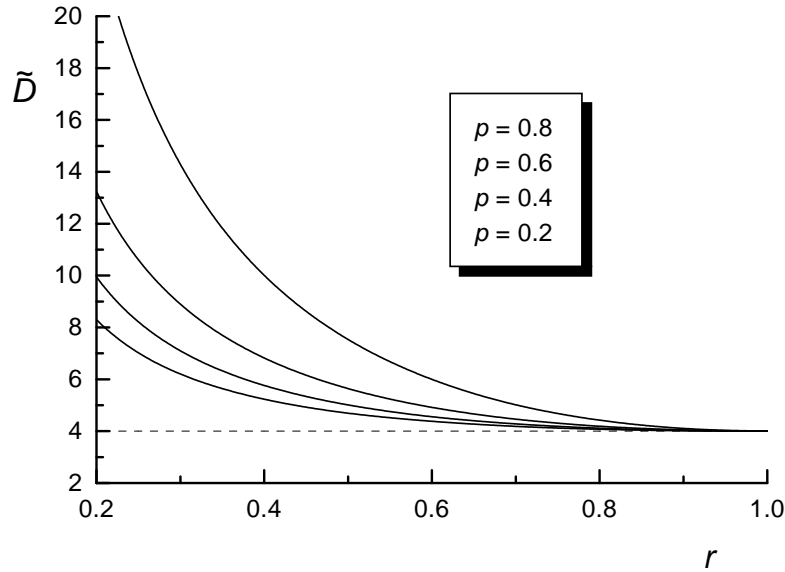


FIG. 5.  $\tilde{D}$  as a function of the multiplicity ratio  $r = N_{ch}/N_{+} + N_{-}$  for several values of  $p$ . The most upper line corresponds to  $p = 0.8$ , the lower one to  $p = 0.2$ , etc.

When the electric charge fluctuations are studied,  $r$  is close to unity at sufficiently high collision energies because the multiplicity of the produced charged hadrons is significantly larger than the number of participating protons. Then, the  $(1-p)$  correction [12] works properly. At lower energies  $r$  is significantly different from 1. The ratio is also noticeably smaller than unity when the baryon number fluctuations are studied. Then, one can use our background' model to construct variety of the background free measures. For example,  $\tilde{Q}_0$  or  $\tilde{Q}_0 = \tilde{Q}_0$ , where  $\tilde{Q}_0$  is given by Eq. (23).

## VII. SUMMARY AND CONCLUSIONS

We have shown that the measure, which has been successfully applied to the transverse momentum fluctuations, can be also used to study the charge fluctuations. It is insensitive to the collision centrality and sensitive to the dynamics. If one is interested not only in the dynamical fluctuations but in the absolute value of the fluctuations the measure which is related to  $\tilde{D}$  can be applied. We have established the relationships between  $\tilde{D}$ ,  $\tilde{Q}$  and several charge fluctuation measures proposed by other authors. The measure  $D$  [8,12] has been shown to be equivalent to  $\tilde{D}$  but for small fluctuations only.

The charge fluctuations have been analyzed within the background' model where the particles are produced statistically but the charge conservation is imposed. The effect of finite experimental apparatus acceptance is also taken

into account. The model's results depend solely on the two parameters:  $p$  which is a fraction of all produced particles taken to the analysis and  $r$  being the ratio  $\langle N_i \rangle = \langle N \rangle + i$ . The background model's prediction is close to the preliminary STAR result [21] on the electric charge fluctuations. Thus, there is little space for dynamical effects such as freezing of the fluctuations generated at the quark-gluon plasma phase [8,9].

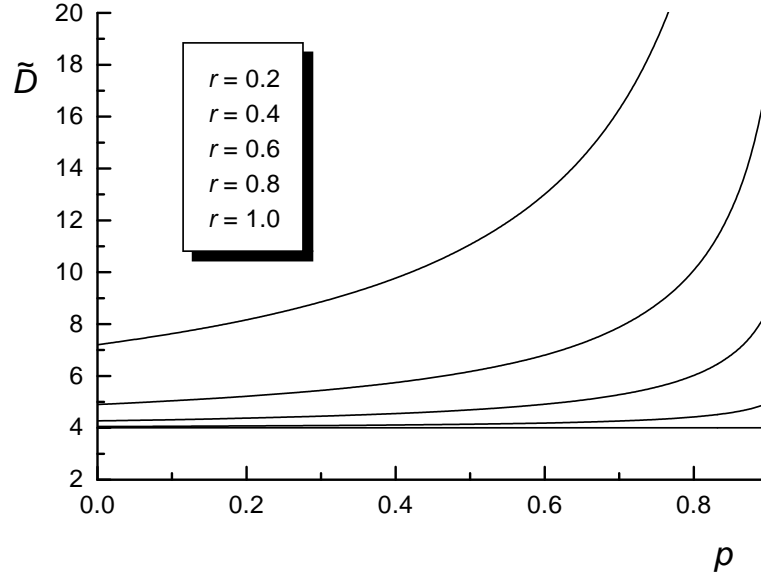


FIG. 6.  $\tilde{D}$  as a function of the particle registration probability  $p$  for several values of  $r = \langle N_i \rangle / \langle N \rangle$ . The most upper line corresponds to  $r = 0.2$ , the lower one to  $r = 0.4$ , etc.

At the end we have considered the background free measures. We have shown usefulness of our background model, in particular when  $r$  is, as in the case of baryon charge fluctuations, noticeably smaller than unity. Then, the simple corrections proposed by other authors do not work properly.

The preliminary data on the charge fluctuations [18,21] show that the dynamical phenomena of interest do not much contribute to the observed fluctuations. Thus, a proper choice of a statistical tool for data analysis is very important. It is also important to carefully eliminate trivial effects as those caused by the charge conservation and non vanishing net charge. The results presented here are helpful to achieve these purposes.

#### ACKNOWLEDGMENTS

I am very grateful to Sergei Voloshin for a correspondence which initiated this work. I am also indebted to him, Marek Gazdzicki and Jacek Zaranak for critical comments on the manuscript.

- 
- [1] S. Jeon and V. Koch, Phys. Rev. Lett. 83, 5435 (1999).
  - [2] S. Gavin and C. P. R. nneau, nucl-th/9907040.
  - [3] S. Gavin and C. P. R. nneau, nucl-th/9908070.
  - [4] D. Bower and S. Gavin, Phys. Rev. C 64, 051902 (2001).
  - [5] M. A. Halasz et al., Phys. Rev. D 58, 096007 (1998).
  - [6] M. Stephanov, K. Rajagopal and E. Shuryak, Phys. Rev. Lett. 81, 4816 (1998).
  - [7] J. Berges and K. Rajagopal, Nucl. Phys. B 538, 215 (1999).
  - [8] S. Jeon and V. Koch, Phys. Rev. Lett. 85, 2076 (2000).
  - [9] M. Asakawa, U. Heinz and B. Muller, Phys. Rev. Lett. 85, 2072 (2000).
  - [10] K. Fialkowski and R. W. ıt, hep-ph/0006023.

- [1] K. Fialkowski and R. W. ıt, *Europhys. Lett.* 53, 184 (2001).
- [2] M. Bleicher, S. Jeon and V. Koch, *Phys. Rev. C* 62, 061902 (2000).
- [3] H. Heiselberg and A. D. Jackson, *Phys. Rev. C* 63, 116003 (2001).
- [4] M. Gazdzicki and St. M rowczynski, *nucl-th/0012094*.
- [5] W. Bopp and J. Ranft, *hep-ph/0105192*.
- [6] E. Shuryak and M. Stephanov, *Phys. Rev. C* 63, 064903 (2001).
- [7] Z. Lin and C. M. Ko, *Phys. Rev. C* 64, 041901 (2001).
- [8] G. Roland and NA 49 Collaboration, *Nucl. Phys. A* 638, 91c (1998).
- [9] G. Baym and H. Heiselberg, *Phys. Lett. B* 469, 7 (1999).
- [20] C. B. Yang and X. Cai, *Int. J. Mod. Phys. Lett. B* 16 (2001) 1227.
- [21] S. A. Voloshin and STAR Collaboration, *nucl-ex/0109006*.
- [22] M. Gazdzicki and St. M rowczynski, *Z. Phys. C* 54, 127 (1992).
- [23] H. Appelshauser et al, *Phys. Lett. B* 459, 679 (1999).
- [24] M. Gazdzicki, *Euro. Phys. J. C* 8, 131 (1999).
- [25] St. M rowczynski, *Phys. Lett. B* 459, 13 (1999).
- [26] J. Zaraneek, *hep-ph/0111228*.
- [27] St. M rowczynski, *Phys. Lett. B* 465, 8 (1999).
- [28] D. P. Mahapatra, B. Mohanty and S. C. Phatak, *nucl-ex/0108011*.
- [29] I. G. Bearden et al, *nucl-ex/0108016*.