

Nucleon resonances in polarized ω photoproduction

Yongseok Oh^a, Alexander I. Titov^b, and T.-S. H. Lee^c

^a *Institute of Physics and Applied Physics, Yonsei University, Seoul 120-749, Korea*

^b *Bogolyubov Laboratory of Theoretical Physics, JINR, Dubna 141980, Russia*

^c *Physics Division, Argonne National Laboratory, Argonne, Illinois 60439*

Abstract.

The role of the nucleon resonances (N^*) in ω photoproduction is investigated by using the resonance parameters predicted by Capstick and Roberts. The contributions from the nucleon resonances are found to be significant in various spin asymmetries. In particular, we found that a crucial test of our predictions can be made by measuring the parity asymmetry and beam-target double asymmetry at forward scattering angles.

The constituent quark models predict a much richer nucleon excitation spectrum than what has been observed in pion-nucleon scattering [1]. This has been attributed to the possibility that a lot of the predicted nucleon resonances (N^*) could couple weakly to the πN channel [2]. Therefore it is necessary to search for the nucleon excitations in other reactions to resolve the so-called “missing resonance problem.” Electromagnetic production of vector mesons (ω, ρ, ϕ) is one of such reactions and is being investigated experimentally, e.g., at LEPS of SPring-8, TJNAF, ELSA-SAPHIR of Bonn and GRAAL of Grenoble.

The role of the nucleon excitations in vector meson photoproduction was studied recently by Zhao *et al.* [3,4] within an $SU(6) \times O(3)$ constituent quark model. With the meson-quark coupling parameters adjusted to fit the existing data, they found that the single polarization observables are sensitive to the nucleon resonances.

We are motivated by the predictions by Capstick and Roberts [5,6] based on the constituent quark model which accounts for the configuration mixing due to the residual quark-quark interactions [7] and the 3P_0 model [8] for the meson decay channels. Thus it would be interesting to see how these predictions differ from those of Refs. [3,4] and whether it can be tested experimentally.

We focus on ω photoproduction in this work, simply because its non-resonant reaction mechanisms are fairly well established [9,10]. This reaction is dominated by diffractive process at high energies and by one-pion exchange at low energies which may be assumed as the dominant part of non-resonant background and may be used as a starting point for investigating the N^* effects.

We assume that the non-resonant (background) invariant amplitude has the form

$$I_{fi}^{bg} = I_{fi}^P + I_{fi}^{ps} + I_{fi}^N, \quad (1)$$

where I_{fi}^P , I_{fi}^{ps} , and I_{fi}^N denote the amplitudes due to the Pomeron, pseudoscalar-meson exchange, and direct and crossed nucleon terms, respectively. The four-momenta of the incoming photon, outgoing ω , initial nucleon, and final nucleon are denoted as k , q , p , and p' respectively, which defines $t = (p - p')^2 = (q - k)^2$, $s \equiv W^2 = (p + k)^2$, and the ω production angle θ by $\cos \theta \equiv \mathbf{k} \cdot \mathbf{q} / |\mathbf{k}| |\mathbf{q}|$.

For the Pomeron exchange, which governs the total cross sections and differential cross sections at low $|t|$ in the high energy region, we follow the Donnachie-Landshoff model [11]. For the details of this model, we refer to, e.g., Refs. [12,13]. The pseudoscalar-meson exchange amplitude is calculated from the effective Lagrangian of Refs. [9,10] with slightly modified cut-off parameters $\Lambda_\pi = 0.6$ GeV and $\Lambda_{\omega\gamma\pi} = 0.7$ GeV.

We evaluate the direct and crossed nucleon terms from the Lagrangian,

$$\mathcal{L}_{VPP} = -g_V \bar{P} \left(\gamma_\mu V^\mu - \frac{\kappa_V}{2m_p} \sigma^{\mu\nu} \partial_\nu V_\mu \right) P, \quad (2)$$

where P stands for the proton Dirac spinor and V denotes γ or ω . When $V = \gamma$, we have $g_\gamma = e$ and $\kappa_\gamma = 1.79$. For the ωNN coupling, i.e., when $V = \omega$, we take $g_{\omega NN} = 10.35$ and $\kappa_\omega = 0$, which are determined in a study of πN scattering and pion photoproduction [14]. The ωNN vertices are dressed by the form factor, $\Lambda_N^4 / [\Lambda_N^4 + (p^2 - m_p^2)^2]$, where p is the four momentum of the off-shell nucleon with $\Lambda_N = 0.5$ GeV.

In order to estimate the nucleon resonance contributions we make use of the quark model predictions on the resonance photo-excitation ($\gamma N \rightarrow N^*$) and the resonance decay ($N^* \rightarrow \omega N$) reported in Refs. [5,6] using a relativised quark model. Referring the detailed description of our resonant model to Ref. [15], here we discuss the main results of our investigation. The resonant amplitude is defined via N^* production amplitude $\mathcal{M}_{\gamma N \rightarrow N^*}$ and decay amplitude $\mathcal{M}_{N^* \rightarrow N'\omega}$:

$$I^{N^*} \propto \sum_{J, M_J} \mathcal{M}_{N^* \rightarrow N'\omega} \mathcal{M}_{\gamma N \rightarrow N^*} / \left(\sqrt{s} - M_R^J + \frac{i}{2} \Gamma^J(s) \right), \quad (3)$$

where M_R^J is the mass of an N^* with spin quantum numbers (J, M_J) and $\Gamma^J(s)$ is the energy dependent total decay width [16]. Since the most nucleon resonances we are dealing with are missing resonances, there is no information for their total decay widths. Therefore we rely on the averaged decay widths of N^* listed in Particle Data Group [17] and take $\Gamma^J(M_R^J) \simeq 300$ MeV. The amplitudes $\mathcal{M}_{\gamma N \rightarrow N^*}$ and $\mathcal{M}_{N^* \rightarrow N'\omega}$ are related to the corresponding transition amplitude as $\mathcal{M}_{\gamma N \rightarrow N^*} \propto A_{M_J}$ and $\mathcal{M}_{N^* \rightarrow N'\omega} \propto \sum G(J, L, S)$, where the resonance parameters are taken from Refs. [5,6]. In this study, we consider 12 positive parity and 10 negative parity nucleon

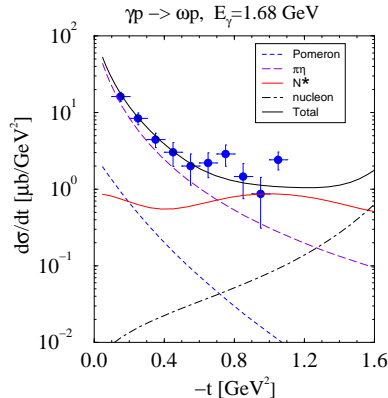


FIGURE 1. Differential cross sections of $\gamma p \rightarrow p\omega$ reaction as a function of t at $E_\gamma = 1.68$ GeV. Data are taken from Ref. [18].

resonances up to spin-9/2. Three of them were seen in the πN channel with four-star rating, five of them with two-star rating, and one of them with one-star rating. (See Ref. [15].) The majority of the predicted N^* 's are “missing” so far. Here we should also mention that we are not able to account for the resonances with the predicted masses less than the ωN threshold, since their decay vertex functions with an off-shell momentum are not available yet in the model of Refs. [5,6].

As an example for the role of nucleon resonances, we present our results for the differential cross section of ω photoproduction at $E_\gamma = 1.68$ GeV in Fig. 1. We also found that the data could be described to a very large extent for $E_\gamma \leq 5$ GeV. One can see that the contributions due to the N^* excitations (dotted line) and the direct and crossed nucleon terms (dot-dashed line) help bring the agreement with the data at large angles. Close inspection of the resonance part shows that the contributions from $N_{\frac{3}{2}}^{3+}(1910)$ and $N_{\frac{3}{2}}^{3-}(1960)$ are the largest at $W = 1.79 \sim 2.12$ GeV. In Ref. [5], the $N_{\frac{3}{2}}^{3-}(1960)$ is identified as a two star $D_{13}(2080)$ resonance of PDG, while the $N_{\frac{3}{2}}^{3+}(1910)$ is a missing resonance. In the study of Ref. [3], the authors found that $F_{15}(2000)$ dominates. This resonance is identified with $N_{\frac{5}{2}}^{5+}(1995)$ in Ref. [5] and is found to be not so strong in our calculation. The difference between the two calculations reflects the difference of the employed quark models.

Since it is difficult to test our predictions by considering only the angular distributions, we turn to the spin variables. We first examine the single spin observables [19,20]. Our predictions for photon asymmetry (Σ_x), target asymmetry (T_y), recoil nucleon asymmetry (P_y), and vector-meson tensor asymmetry ($V_{z'z'}$) are shown in Fig. 2. We find that the N^* excitations change the predictions from the dotted curves to the solid curves. The dashed curves are obtained when only the $N_{\frac{3}{2}}^{3+}(1910)$ and $N_{\frac{3}{2}}^{3-}(1960)$ are included in calculating the resonant part of the amplitude. Although our predictions are different from those of Ref. [3], we confirm their conclusion that the single polarization observables are sensitive to the N^* excitations but mostly at large scattering angles.

In order to probe the role of the nucleon resonances in ω photoproduction, we

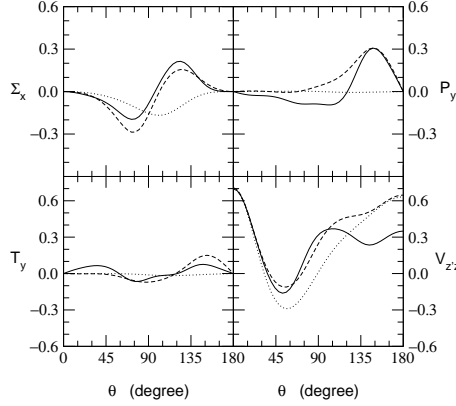


FIGURE 2. Single asymmetries at $E_\gamma = 1.7$ GeV. The dotted curves are calculated without including N^* effects, the dashed curves include contributions of $N_{\frac{3}{2}}^{3+}(1910)$ and $N_{\frac{3}{2}}^{3-}(1960)$ only, and the solid curves are calculated with all N^* .

address two polarization observables that are sensitive to the N^* contributions *at forward scattering angles*. The first one is the parity asymmetry P_σ [21]. At forward scattering region where the one-pion exchange is dominant, one expects $P_\sigma = -1$. Thus any deviation from this value will be only due to N^* excitation and Pomeron exchange, since the contribution from the direct and crossed nucleon terms is two or three orders in magnitude smaller at $\theta = 0$ (see Fig. 1). Our predictions for P_σ are shown in Fig. 3 (left panel). We show the results from calculations with (solid curve) and without (dotted curve) including the N^* contributions. The difference between them is striking and can be unambiguously tested experimentally. Here we also find that the $N_{\frac{3}{2}}^{3+}(1910)$ and $N_{\frac{3}{2}}^{3-}(1960)$ contributions are dominant. By keeping only these two resonances in calculating the resonant part of the amplitude, we obtain the dashed curve which is not too different from the full calculation (solid curve). Another asymmetry which is sensitive to the N^* excitations at forward scattering angles is the beam-target double asymmetry (C_{zz}^{BT}) [19]. Given in the right panel of Fig. 3 are our predictions on C_{zz}^{BT} at $\theta = 0$ as a function of invariant mass W . The striking difference between the solid curve and dotted curve is due to the N^* excitations. Again, the $N_{\frac{3}{2}}^{3+}(1910)$ and $N_{\frac{3}{2}}^{3-}(1960)$ give the dominant contributions (dashed curve).

In summary, we have investigated the role of nucleon resonances in ω photoproduction, especially in the resonance region. It was found that their role is important in the differential cross sections at large angles and some spin asymmetries can be used to identify the role of the nucleon resonances at forward scattering angles where precise measurements might be more favorable because the cross sections are peaked at $\theta = 0$. Experimental test of them will be a useful step toward resolving the so-called “missing resonance problem” or distinguishing different quark model predictions.

Acknowledgements. This work was supported in part by the Brain Korea 21 project of Korean Ministry of Education, Russian Foundation for Basic Research

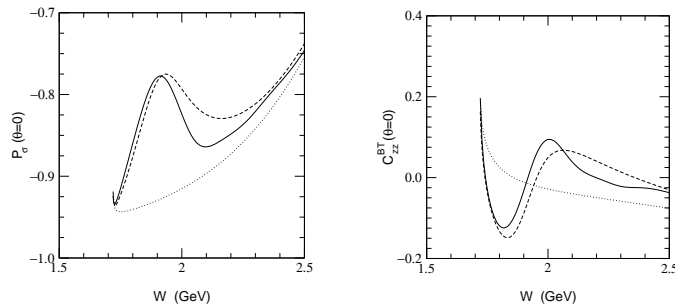


FIGURE 3. Parity asymmetry P_σ at $\theta = 0$ (left panel) and beam-target asymmetry C^{BT} (right panel) as a function of W . Notations are the same as in Fig. 2.

under Grant No. 96-15-96426, and U.S. DOE Nuclear Physics Division Contract No. W-31-109-ENG-38.

REFERENCES

1. N. Isgur and G. Karl, Phys. Lett. **72B**, 109 (1977); Phys. Rev. D **18**, 4187 (1978); **19**, 2653 (1979), **23**, 817(E) (1981); R. Koniuk and N. Isgur, *ibid.* **21**, 1868 (1980).
2. See, e.g., S. Capstick, Florida State Univ. Report, nucl-th/0011082.
3. Q. Zhao, Z. Li, and C. Bennhold, Phys. Lett. B **436**, 42 (1998); Phys. Rev. C **58**, 2393 (1998).
4. Q. Zhao, Nucl. Phys. **A675**, 217 (2000); nucl-th/0010038, Phys. Rev. C (in print).
5. S. Capstick, Phys. Rev. D **46**, 2864 (1992).
6. S. Capstick and W. Roberts, Phys. Rev. D **49**, 4570 (1994).
7. S. Godfrey and N. Isgur, Phys. Rev. D **32**, 189 (1985); S. Capstick and N. Isgur, *ibid.* **34**, 2809 (1986).
8. See, for example, A. Le Yaouanc, L. Oliver, O. Pene, and J. C. Raynal, *Hadron Transitions in the Quark Model* (Gordon and Breach, New York, 1988).
9. P. Joos *et al.*, Nucl. Phys. **B122**, 365 (1977).
10. B. Friman and M. Soyeur, Nucl. Phys. **A600**, 477 (1996).
11. A. Donnachie and P. V. Landshoff, Nucl. Phys. **B244**, 322 (1984); **B267**, 690 (1986); Phys. Lett. B **185**, 403 (1987); **296**, 227 (1992).
12. J.-M. Laget and R. Mendez-Galain, Nucl. Phys. **A581**, 397 (1995).
13. M. A. Pichowsky and T.-S. H. Lee, Phys. Rev. D **56**, 1644 (1997).
14. T. Sato and T.-S. H. Lee, Phys. Rev. C **54**, 2660 (1996).
15. Y. Oh, A. I. Titov, and T.-S. H. Lee, nucl-th/0006057, Phys. Rev. C (in print).
16. T. Yoshimoto, T. Sato, M. Arima, and T.-S. H. Lee, Phys. Rev. C **61**, 065203 (2000).
17. Particle Data Group, D. E. Groom *et al.*, Eur. Phys. J. C **15**, 1 (2000).
18. F. J. Klein, Ph.D. thesis, Bonn Univ. (1996); SAPHIR Collaboration, F. J. Klein *et al.*, π N Newslett. **14**, 141 (1998).
19. A. I. Titov, Y. Oh, S. N. Yang, and T. Morii, Phys. Rev. C **58**, 2429 (1998).
20. M. Pichowsky, Ç. Şavkli, and F. Tabakin, Phys. Rev. C **53**, 593 (1996).
21. K. Schilling, P. Seyboth, and G. Wolf, Nucl. Phys. **B15**, 397 (1970).