

Rotations in isospace: a doorway to the understanding of neutron-proton superfluidity in $N=Z$ nuclei

Wojciech Satuła^(1,2) and Ramon Wyss⁽¹⁾

⁽¹⁾ *Royal Institute of Technology, Frescativ. 24, S-104 05 Stockholm, Sweden*

⁽²⁾ *Institute of Theoretical Physics, Warsaw University, ul. Hoża 69, PL-00 681, Warsaw, Poland*
(October 28, 2018)

The $T=2$ excitations in even-even $N=Z$ nuclei are calculated within the isospin cranked mean-field approach. The response of pairing correlations to rotation in isospace is investigated. It is shown that whereas the isovector pairing rather modestly modifies the single-particle moment of inertia in isospace, the isoscalar pairing strongly reduces its value. This reduction of the moments of inertia in isospace with respect to its rigid body value is a strong indicator of collective isoscalar pairing correlations. Beautiful analogies between the role of isovector pairing for the case of spatial rotations and the role of isoscalar pairing for the case of iso-rotations are underlined.

PACS number(s): 21.10.-k, 21.10.Hw, 21.60.-n, 21.60.Ev, 74.20.-z

The ground state of most nuclei can be characterized in terms of a superfluid condensate of Cooper pairs which are formed by nucleons moving in time reversed orbits [1]. Nuclei with identical number of protons and neutrons, $N=Z$, exhibit an additional symmetry, related to the similarity of proton and neutron wave functions at the Fermi surface. In such a case protons and neutrons occupying identical spatial orbitals may form two fundamentally different Cooper pairs of either isovector ($T=1$) or isoscalar ($T=0$) type [2]. The question whether isoscalar pairing may form a condensate similar to the well established isovector pairing has gained considerable interest in recent time.

Already early on it was noticed that the understanding of excitation energies of the isobaric analogue states yield important information on the effective nuclear force, in particular also on its pairing component [3,4], see also recent works [5,6]. Therefore, we analyze the $T=2$ excitations in even-even $N=Z$ nuclei by means of the cranking approximation in isospace which is the lowest (linear) order approximation to the projection onto good isospin [7]. This approximation has been tested within an exactly solvable model by Chen *et al.* [8] where it was concluded that, in conjunction with number-projection, it offers a reliable approximation to the exact solutions. Another motivation to apply the cranking approximation stems from the formal analogy between spatial and isospin rotations following $a_I I(I+1)$ and $a_T T(T+1)$ patterns, respectively [9]. The crucial quantity of our investigation is the inertia parameter in isospace, a_T [reciprocal of the moment of inertia \mathfrak{I}_T]. Indeed, the study of the rotational spectra was crucial to establish evidence for superfluidity in atomic nuclei [10]. Similarly, our microscopic calculations of the nuclear inertia parameter a_T in isospace show that it strongly depends on the short-range pairing correlations. However, in contrast to spatial rotations it is shown that a_T is rather insensitive to isovector but extremely sensitive to isoscalar proton-neutron pair-

ing correlations.

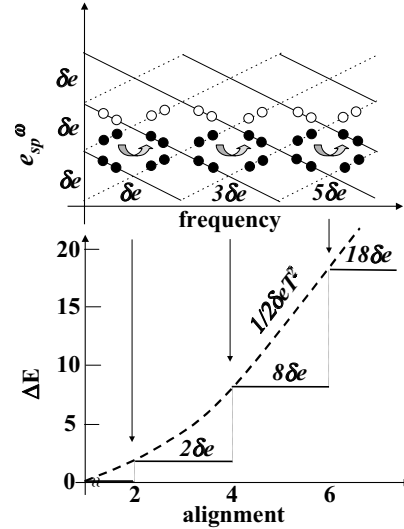


FIG. 1. The single-particle routhians (upper panel) versus the iso-cranking frequency for the equidistant level model. Solid (dashed) lines depict isovector (isoscalar) sp states, respectively. At each crossing frequency (indicated by arrows) the configuration changes, and hence excitation energy and iso-alignment (lower panel).

Before entering the details of our model, let us consider a single-particle (sp) routhian $\hat{H}^\omega = \hat{H}_{sp} - \omega \hat{t}_x$. For simplicity, let us also assume that the spectrum of \hat{H}_{sp} is equidistant [$e_i = i\delta e$] and iso-symmetric. Hence, at $\omega = 0$ each eigenstate of \hat{H}^ω is four-fold degenerate. The cranking term, $-\omega \hat{t}_x$, lifts the isospin but not Kramers degeneracy resulting in isovector $|iv\rangle = \frac{1}{\sqrt{2}}(|n\rangle - |p\rangle)$ and isoscalar $|is\rangle = \frac{1}{\sqrt{2}}(|n\rangle + |p\rangle)$ doublets, with isospin alignment of $\mp 1/2$, respectively (Fig. 1). Clearly, the ground state configuration changes stepwise at the crossing fre-

quencies: $\omega_c^{(n)} = \delta e, 3\delta e, 5\delta e, \dots, (2n-1)\delta e$. At each crossing frequency two isoscalar states are emptied and two isovector become occupied. Hence, the total isospin alignment, $\langle \hat{t}_x \rangle \equiv T_x$, changes in steps of $\Delta T_x = 2$. Since at the same time $T_z = T_y \equiv 0$, i.e. $\Delta T_x \equiv \Delta T$, the stepwise increase corresponds to *non-collective rotation*. The ground state band (gsb) consists of only even isospin states, $T = 0, 2, 4, \dots, 2n$ in complete analogy to the even spin sequence in the gsb of spatially rotating even-even nuclei. Exploring further this analogy, one can show that the even- T sequence in the gsb is a consequence of isosignature symmetry, $\hat{R}_\tau = \exp(-i\pi \hat{t}_x)$, similar to signature symmetry conservation, $\hat{R} = \exp(-i\pi \hat{j}_x)$, for rotational motion. It is of importance to underline that *odd- T states can be reached only by the proper particle-hole excitation at $\omega = 0$* .

Once the crossing frequencies are calculated, it is straightforward to compute the excitation energy E_T (with respect to the gs) spectrum of the iso-rotational gsb band:

$$E_T = E^\omega + \omega T_x = 2 \sum_{i=1}^{T_x/2} \omega_c^{(i)} = \frac{1}{2} \delta e T_x^2. \quad (1)$$

The schematic sp model leads to the classical rotational formula $\sim T_x^2$ with an inertia parameter proportional to the single-particle splitting at the Fermi energy.

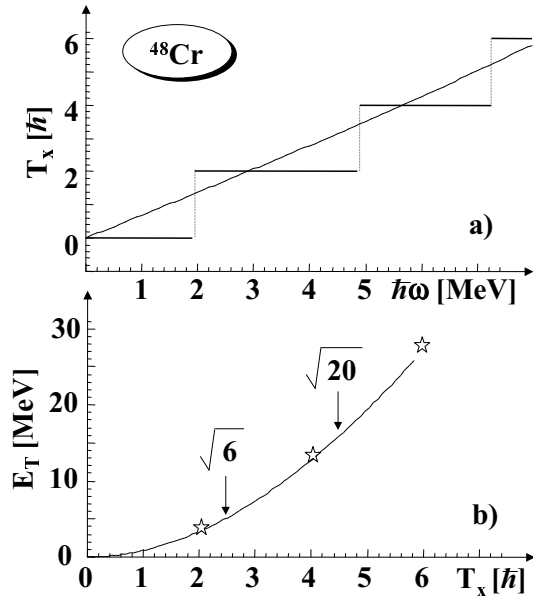


FIG. 2. Alignment versus frequency (a) and excitation energy versus alignment (b) for the sp model (discrete step-function and \star) and for a model including isovector pairing correlations. Calculations have been performed for ^{48}Cr at fixed deformation $\beta_2 = 0.25$.

Let us now briefly investigate how the sp model is affected by the presence of isovector pairing correlations. To study this issue we have performed a series of Lipkin-Nogami calculations for selected $N=Z$ nuclei using the deformed Woods-Saxon potential as a mean-field (at fixed deformation) and standard isovector seniority-type pairing interaction [11]. A representative example reflecting the generic results of the study is illustrated in Fig. 2. The major modification introduced by isovector pairing correlations is the smooth increase of iso-alignment with cranking frequency, see Fig. 2a. The isovector pairing introduces a kind of *collectivity* on the top of the sp model but does not affect the bulk properties. The value of the inertia parameter depends on the shell-structure at the Fermi energy but in a modest and intuitively understandable way. Namely, as compared to the sp estimate, it decreases (increases) when shell gaps are present (absent). It is also interesting to note that the smoothing effect depends only weakly on the strength of isovector pairing correlations, $G_{T=1}$. The alignment, as well as the excitation energy almost do not change, even when the isovector pairing strength, $G_{T=1}$, is strongly reduced. Henceforth, the excitation energy of the T -states will be computed at the standard cranking constraint $T_x = \sqrt{T(T+1)}$.

The main objective of our study is to clarify the role played by isoscalar pairing correlations, in particular we show that one simultaneously: (i) can recover the Wigner energy as it was shown in our previous work [11,12] and (ii) determine the excitation energies of the $T=2$ states in even-even $N=Z$ nuclei. In addition, our subsequent publication will show that the mean-field model incorporating isoscalar pairing correlations also is able to explain on the same footing the excitation energies of $T=1$ states in even-even $N=Z$ nuclei as well as the competition of $T=0$ and $T=1$ states in odd-odd $N=Z$ nuclei. Our Hamiltonian is based on the deformed mean-field potential of Woods-Saxon (WS) type [13]. The two body residual interaction contains both isovector and isoscalar seniority pairing:

$$\hat{H}^\omega = \hat{h}_{WS} + G_{T=1} \hat{P}_1^\dagger \hat{P}_1 + G_{T=0} \hat{P}_0^\dagger \hat{P}_0 - \omega \hat{t}_x \quad (2)$$

where \hat{P}_1^\dagger and \hat{P}_0^\dagger create isovector and isoscalar pairs, respectively. The Hamiltonian (2) is solved using the Lipkin-Nogami method. The model is very similar to the one described in detail in Ref. [12]. However, different to Ref. [12] we now employ the most general Bogoliubov transformation. It allows us to fully explore the isoscalar pairing channel without any symmetry induced restrictions i.e. to include simultaneously $\alpha\alpha$ and $\alpha\bar{\alpha}$ isoscalar pairs. In the present study, where we confine to $I=0$ states in even-even nuclei, it is sufficient to consider $\alpha\bar{\alpha}$ $T=0$ correlations. Moreover, since this study aims at a qualitative description, we have assumed near spherical deformation, $\beta_2 = 0.05$, for all nuclei. A drawback of our model is the lacking response of the isovector particle-hole (p-h) field to rotations in isospace. To

fully investigate in a quantitative way the interplay of isoscalar pairing and rotations in isospace, requires self-consistent Hartree-Fock-Bogoliubov calculations with realistic isovector and isoscalar two-body interactions in both p-h and pairing channels. This, however, is clearly beyond our present approach.

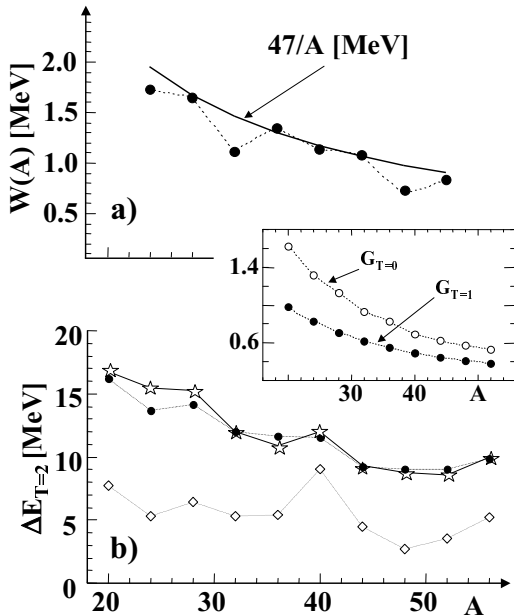


FIG. 3. Calculated Wigner energy strength $W(A)$ (a) in $N=Z$ nuclei. The insert shows the isovector and isoscalar pairing strength parameters used to reproduce the smooth empirical trend of the Wigner energy strength $47/A$ MeV. The lower panel (b) shows the excitation energy of the $T=2, I=0$ states. The experimental data values are marked by (\star); the calculations including both $T=0$ and $T=1$ pairing are marked with (\bullet) and the calculations with $T=1$ pairing only are labelled with (\diamond).

The isovector pairing strength, $G_{T=1}$, is computed using the average gap method of Ref. [14] where the number of proton (and neutron) WS states retained for the pairing calculations is consistently put to $A/2$. To compute the strength of the isoscalar pairing correlations, $G_{T=0}$, we follow the prescription given in Ref. [12]. This method is based on the assumption that, within the mean-field model, the Wigner energy is predominantly due to the $T=0$ pairing correlations. In other words we fit $G_{T=0}$ to reproduce roughly the Wigner energy strength $W(A) \approx 47/A$ MeV using the technique provided in Ref. [15]. The result of these calculations is shown in Fig. 3a. Interestingly, to obtain the proper value of $W(A)$, the mass scaling of isovector and isoscalar pairing strengths has to be different. The ratio $x^{T=0} = G_{T=0}/G_{T=1}$ necessary to reproduce the empirical trends decreases smoothly from $x^{T=0} \approx 1.65$ at the beginning of the sd -shell to $x^{T=0} \approx 1.40$ in the $f_{7/2}$ subshell as

shown in the insert. The calculated and empirical excitation energies of the lowest $T=2$ states, $\Delta E_{T=2}$, for even-even $N=Z$, $20 \leq A \leq 56$, nuclei are displayed in Fig. 3b. Calculations including isoscalar pairing correlations (\bullet) are in excellent agreement with the empirical data (\star). In contrast, calculations including only isovector pairing field (\diamond) account for roughly half of the empirical excitation energy. It is interesting to notice that although generally $\Delta E_{T=2}$ decreases as a function of A , it clearly rises at closed (sub-)shells, particularly for $N=Z=20$. This nicely reflects the dominant role played by the sp substructure $\Delta E_{T=2} \propto \delta e$ [see Eq. (1)] and the reduced role of the pairing correlations (in particular the $T=0$ pairing) at shell closure. Note also the pronounced smoothing effect of isoscalar pairing on the $\Delta E_{T=2}$ excitations at shell-closure. Last note least, it is important to remember that the Wigner energy and the $T=2$ excitations are calculated in a totally different manner.

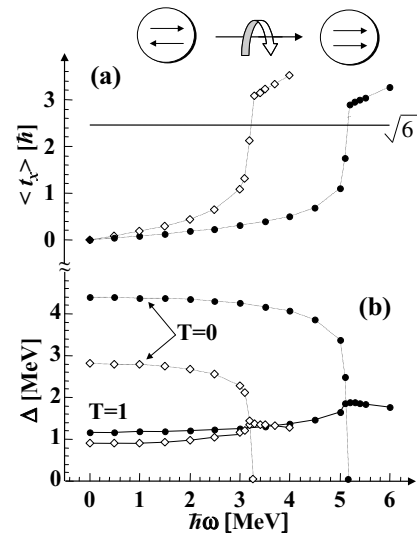


FIG. 4. Alignment (a) and isoscalar and isovector gap parameters (b) versus iso-creanking frequency calculated for ^{24}Mg (\bullet) and ^{48}Cr (\diamond). The figure illustrates the phase transition leading to the disappearance of isoscalar $T=0$ pairing correlations (lower panel) once the alignment reaches a value of $\sqrt{6}$ (upper panel).

There is an appealing correspondence between the role of isoscalar and isovector correlations. The binding energy of even-even nuclei is lowered with respect to their odd neighbours due to the well known blocking effect. Analogous, the generalized blocking of isoscalar pairing correlations lowers the ground state of even-even $N=Z$ nuclei and accounts for the missing binding energy commonly known as the Wigner energy [11]. Isovector pairing is weakened at high angular momenta due to the Coriolis effect, that tends to align the angular momenta of the nucleons along the rotational axis. Similarly, be-

cause the $T=0$ pairs have isospins coupled antiparallel, rotations in isospace tend to destroy these correlations. In contrast, isovector pairs have their isospins coupled parallel and are hardly affected by iso-rotations. Pairing correlations as a function of rotational frequency in either space or isospace are quenched in a similar fashion like the magnetic-field destroys the electronic Cooper pairs in metallic superconductors. Hence, with increasing iso-cranking frequency one does expect a bulk phase transition similar to the well known Meissner effect [16].

The *phase transition* discussed above on general grounds indeed occurs systematically in our calculations. Two representative cases are depicted in Fig. 4. The phase transition (cf. lower panel of Fig. 4) takes place almost exactly at, or just before the iso-alignment (cf. upper panel of Fig. 4) reaches the value of $T_x = \sqrt{6}$, corresponding to the $T=2$ state. Evidently, once we reach the $T=2$ states, isoscalar pairing correlations have essentially dropped to zero. At the same time, isovector pairing correlations are still strong. The quenching of isoscalar pairing in the ground state of $|N-Z|=4$ nuclei is a general feature of most known calculations, independent on the interaction [11,12,17]. These findings are therefore consistent with the isobaric symmetry which demands that the structure (and hence, also the excitation energy) of $T=2, T_z=0$ states to be similar to the structure of $T=2, T_z=\pm 2$ members of the $T=2$ quintuplet. The $T=2, T_z=\pm 2$ states are just the ground states of the $|N-Z|=4$ nuclei, since, by the rule, the ground states of even-even nuclei are the states of minimum isospin: $T=|T_z|=|N-Z|/2$.

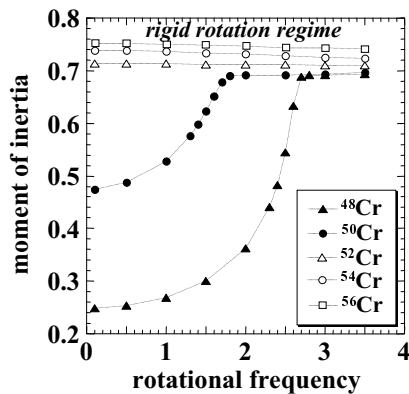


FIG. 5. Moment of inertia (MoI), $\mathfrak{S}_x \equiv T_x/\omega$, for a sequence of $N-Z=0,2,4,6,8$ Cr-isotopes at constant deformation ($\beta_2=0.25$) versus rotational frequency. The figure clearly illustrates the pronounced effect of the $T=0$ pair correlations in $N-Z=0$ and 2 isotopes and the phase transition rising the MoI to the 'rigid-body' value at high frequencies.

The dependence of the moments of inertia (MoI), $\mathfrak{S}_T^{(x)} = T_x/\omega$ as a function of the iso-cranking frequency

and $N-Z$ for a sequence of Cr-isotopes is further illustrated in Fig. 5. At small frequencies the $T=0$ pairing phase is present only in the $T_z=0,1$ isotopes, where it strongly lowers the MoI. At high frequency a *phase transition* takes place resulting in a rapid increase of the MoI to the 'rigid body' value i.e. the value corresponding to $\mathfrak{S}_T^{(x)}$ for the $T=0$ unpaired system.

In summary, the response of pairing correlations to rotations in isospace is investigated within a simple model. The present calculations show that on a qualitative level, the mean-field method is capable to account for both mass-excess in $N=Z$ nuclei and the MoI in isospace if and only if the short range correlations take into account isoscalar pairing. Pairing correlations of isovector and isoscalar type respond totally different to rotations in isospace. The presence of isoscalar pairing strongly reduces the MoI in isospace, but only for low values of T . With increasing iso-cranking frequency, isospin starts to align, iso-pairs become broken, resulting eventually in the quenching of isoscalar pairing and a rapid increase of the MoI. In the regime of large isospin, no isoscalar pairing is present. These results are in beautiful analogy to spatial rotations.

This work was supported by the Göran Gustafsson Foundation, the Swedish Natural Science Research council (NFR), and the Polish Committee for Scientific Research (KBN) under Contract No. 2 P03B 040 14.

-
- [1] A. Bohr, B.R. Mottelson, D. Pines, Phys. Rev. **110** (1958) 936.
 - [2] A.L. Goodman, Adv. Nucl. Phys. **11** (1979) 263.
 - [3] J. Jänecke, Nucl. Phys. **73** (1965) 97.
 - [4] N. Zeldes and S. Liran, Phys. Lett. **62B** (1976) 12.
 - [5] P. Vogel, Nucl. Phys. **A662** (2000) 148.
 - [6] A.O. Macchiavelli *et al.* Phys. Rev. **C61** (2000)041303(R).
 - [7] A. Kamlah, Z. Phys. **216** (1968) 52.
 - [8] H.T. Chen *et al.*, Nucl. Phys. **A297** (1978) 445.
 - [9] A. Bohr and B.R. Mottelson, *Nuclear Structure* (Benjamin, New York, 1969), Vol. 1.
 - [10] S.T. Belyaev, Mat. Fys. Medd. Dan. Vid. Selsk. **31** (No. 11) (1959).
 - [11] W. Satuła and R. Wyss, Phys. Lett. **B393** (1997) 1.
 - [12] W. Satuła and R. Wyss, **A676** (2000) 120.
 - [13] S. Ćwiok *et al.*, Comp. Phys. Comm. **46** (1987) 379.
 - [14] P. Möller and R. Nix, Nucl. Phys. **A536** (1992) 20.
 - [15] W. Satuła *et al.*, Phys. Lett. **B407** (1997) 103.
 - [16] W. Meissner and R. Ochsenfeld, Naturwiss. **21** (1933) 787.
 - [17] G. Röpke *et al.*, Phys. Rev. **C61**, (2000) 024306.