

# On the $\Lambda$ to $\Sigma^0$ ratio from proton-proton collisions\*

A. Sibirtsev<sup>1,2</sup>, K. Tsushima<sup>1</sup>, W. Cassing<sup>2</sup>, A. W. Thomas<sup>1</sup>

<sup>1</sup>Special Research Center for the Subatomic Structure of Matter and Department of Physics and Mathematical Physics, University of Adelaide, SA 5005, Australia

<sup>2</sup>Institut für Theoretische Physik, Universität Giessen, D-35392 Giessen, Germany

We compare the recent COSY data on the total  $pp \rightarrow p\Lambda K^+$  and  $pp \rightarrow p\Sigma^0 K^+$  cross sections with the predictions from two boson exchange models that either are based solely on  $\pi$  and  $K$  exchange or include  $\pi$ ,  $\eta$  and  $\rho$  exchange as well as the virtual excitation of intermediate baryon resonances. Both models are found to reproduce the data after the inclusion of final state hyperon-nucleon interactions. Thus, within the experimental uncertainties, both models also roughly reproduce the strong dependence of the  $\Lambda$  to  $\Sigma^0$  ratio as a function of the excess energy near threshold, as well as at higher energies.

PACS: 13.30.-a; 13.75.Ev, 13.75.Cs

Keywords: Nucleon-nucleon interactions; Strangeness production; Boson exchange model

Recently the total  $pp \rightarrow p\Lambda K^+$  and  $pp \rightarrow p\Sigma^0 K^+$  cross sections have been measured [1–3] at the COoler SYnchrotron (COSY) at invariant collision energies  $\sqrt{s}$  near the production threshold. It was observed [3] that the ratio,  $R$ , of the cross sections for  $\Lambda$  and  $\Sigma$  production at the same excess energies,  $\epsilon = \sqrt{s} - m_p - m_Y - m_K < 13$  MeV, varies from about 20 – 30 at threshold to  $R \simeq 2.5$  at high energies,  $\epsilon \geq 1$  GeV [4]. As a possible explanation it has been suggested that this large ratio close to threshold might arise from a strong  $\Sigma \rightarrow \Lambda$  conversion by the final state interaction.

Very recently the  $\Lambda$  to  $\Sigma^0$  ratio from  $pp$  collisions was studied in Ref. [5]. It was found [5] that the experimentally observed suppression of the ratio of  $\Sigma^0$  to  $\Lambda$  hyperon production may be explained, at least in the region up to 15 MeV above threshold, by a destructive interference between the pion and kaon exchange.

To make a further investigation of these remarkable features [3] we consider here two types of boson exchange models [6–8], that have both been used quite often [9] in the analysis of strangeness production in nucleon-nucleon inter-

actions. To get more insight into the dynamics we compare the model calculations simultaneously with the  $pp \rightarrow p\Lambda K^+$  and  $pp \rightarrow p\Sigma^0 K^+$  cross sections as a function of the excess energy,  $\epsilon$ . Furthermore, to obtain a more decisive conclusion we perform the calculations with the model parameters as they were fixed some years ago in Refs. [6–8], prior to the COSY data in Refs. [1–3], rather than adjusting these parameters again. This also provides a crucial test of the predictive power of these models.

We recall that the  $\pi+K$ -exchange model leads to strangeness production through  $\pi$  and  $K$ -meson exchanges, with the  $\pi N \rightarrow YK$  and  $KN \rightarrow KN$  scattering amplitudes (cf. Fig. 1a) evaluated from the data [4]. The coupling constant and the form factor (FF) at the  $NN\pi$  vertex were taken from the Bonn-Jülich model [10], while the parameters at the  $NYK$  vertex were fitted [6] to  $pp \rightarrow NYK$  data at  $\epsilon \geq 1$  GeV. Because of the lack of data, the interference between the  $\pi$  and  $K$ -meson could not be unambiguously fixed and for simplicity was neglected. For further details of the model and its explicit expressions we refer the reader to Ref. [7].

The predictions of this model for the  $pp \rightarrow p\Lambda K^+$  and  $pp \rightarrow p\Sigma^0 K^+$  cross sections are shown by the dashed lines in Fig. 2 together with the data from Ref. [4] (squares) and the recent data (circles) from COSY [1–3]. The calculations describe the experimental results reasonably well

\*Supported in part by the Forschungszentrum Jülich and the Australian Research Council.

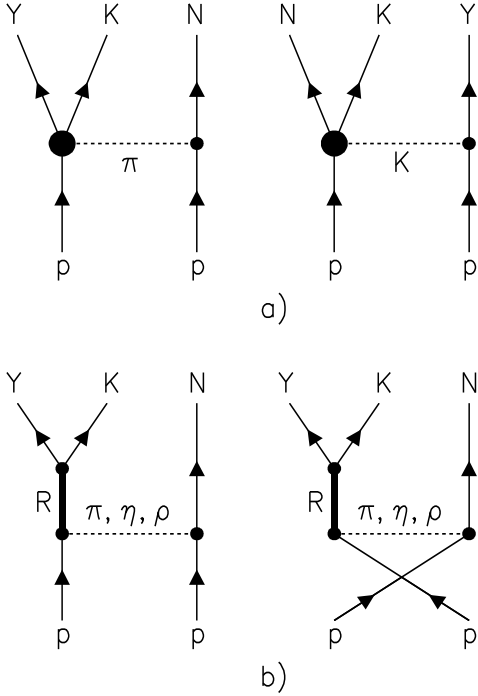


Figure 1. The diagrams for  $pp \rightarrow NYK$  reactions in the  $\pi+K$ -exchange model (a) and within the resonance model (b).

at high energies but substantially underestimate the data at  $\epsilon \leq 100$  MeV, because the final state interaction (FSI) between the proton and the hyperon has been neglected [11].

Among the different semi-phenomenological corrections to the FSI [11] we employ here the Jost approximation [12,13] and convolute the production amplitude with the function

$$J_s = \frac{q-i\alpha}{q+i\beta}, \text{ where } \alpha+\beta = \frac{2}{r_s} \text{ and } \alpha \times \beta = \frac{2}{r_s a_s}, \quad (1)$$

where  $a_s$  and  $r_s$  are the scattering length and the effective range for the S-wave hyperon-proton interaction, respectively, which were taken for the singlet and triplet states from Ref. [14]. The function (1) is almost identical [13] to the FSI correction used in the experimental analysis of Refs. [1,3] at low  $\epsilon$ , where the FSI dominates. The solid lines in Fig. 2 show the  $\pi+K$ -model

calculations including FSI. Clearly the calculation describes the  $pK^+\Lambda$  channel remarkably well, while the  $pK^+\Sigma^0$  cross section is slightly overestimated very close to threshold. This might also be attributed to an uncertainty in the  $\Sigma^0 p$  s-wave scattering parameters,  $a_s$  and  $r_s$ .

On the other hand, the resonance model [8] generates strangeness production by  $\pi$ ,  $\eta$  and  $\rho$ -meson exchange with the excitation of intermediate baryon resonances,  $R$  ( $N(1650)$ ,  $N(1710)$ ,  $N(1710)$  and  $\Delta(1920)$ ) (cf. Fig. 1b), which can couple to the  $\Lambda K$  and  $\Sigma K$  states [15].

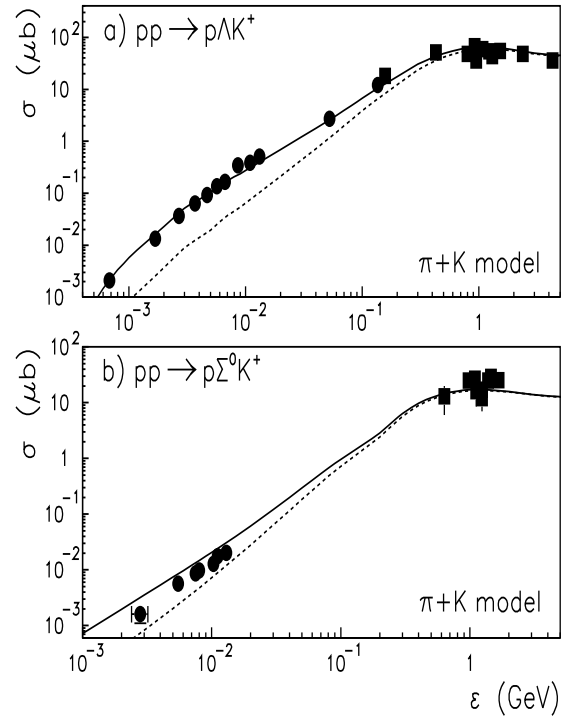


Figure 2. The  $pp \rightarrow p\Lambda K^+$  (a) and  $pp \rightarrow p\Sigma^0 K^+$  (b) cross sections as a function of the excess energy  $\epsilon$ . The circles show the data from COSY [1–3] while the squares are from Ref. [4]. The lines show the calculations within the  $\pi+K$ -exchange model with (solid) and without (dashed) FSI.

The parameters of the  $RYK$  and  $RN\pi$  vertices in Fig. 1b were fixed [16] using the  $\pi N \rightarrow \Lambda K$  and

$\pi N \rightarrow \Sigma K$  data from Ref. [4], which were available prior to the COSY data. The couplings and formfactors at the  $NN\pi$ ,  $NN\eta$ ,  $NN\rho$ ,  $RN\eta$  and  $RN\rho$  vertices were either taken from Ref. [10] or fitted [8] to the  $pp \rightarrow NYK$  data at high energies,  $\epsilon \geq 1$  GeV. Note again, that the baryonic resonance couplings are well controlled by the presently available resonance properties [15].

The resonance model calculations for the  $\Lambda$  and  $\Sigma^0$  channel without FSI are shown by the dashed lines in Fig. 3, while the solid lines show the resonance model results obtained with the same FSI (1) as in Fig. 2.

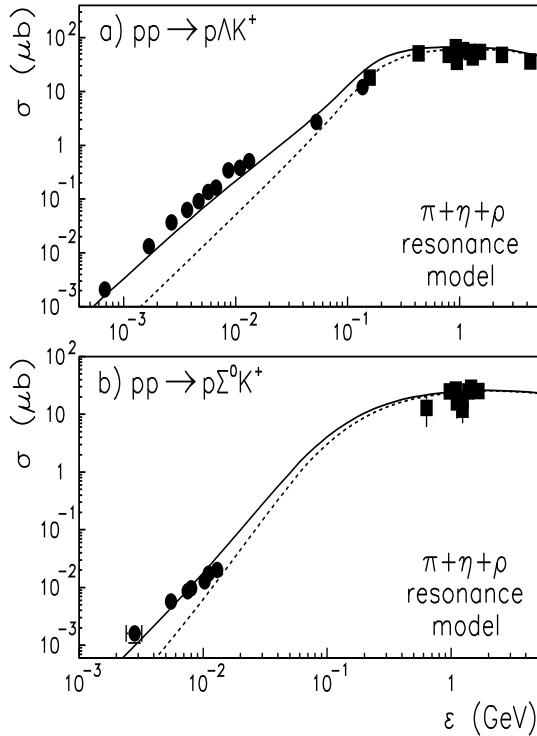


Figure 3. The  $pp \rightarrow p\Lambda K^+$  (a) and  $pp \rightarrow p\Sigma^0 K^+$  (b) cross sections as a function of the excess energy  $\epsilon$ . The circles show the data from COSY [1–3] while the squares are from Ref. [4]. The lines show the calculations within the resonance model with (solid) and without (dashed) FSI.

Keeping in mind that the parameters for both

versions of the boson exchange models were not adjusted to the recent data<sup>2</sup> we conclude that the agreement between the model predictions [6–8] and the experimental results [1–3] is quite reasonable. It is important to note that both calculations reproduce simultaneously the data at low and high energies. Since both models were originally fixed at high energy, one might conclude that the cross sections at low energy are a strict consequence of the underlying reaction mechanism.

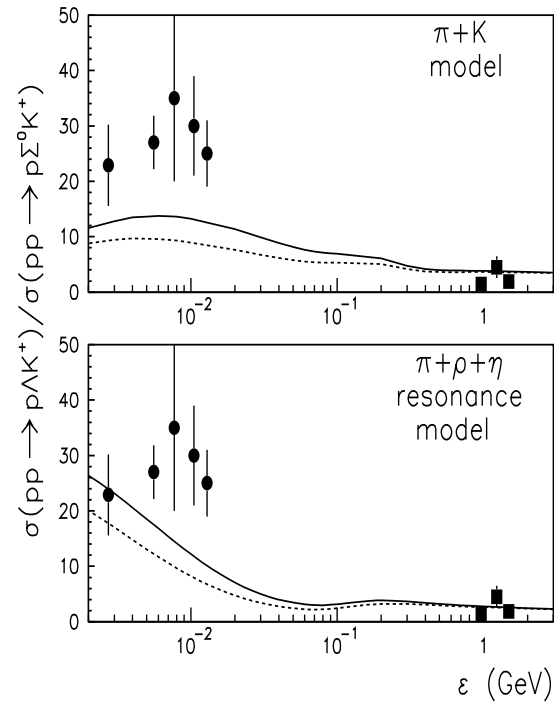


Figure 4. The ratio of the  $pp \rightarrow p\Lambda K^+$  and  $pp \rightarrow p\Sigma^0 K^+$  cross sections as a function of the excess energy  $\epsilon$ . The circles show the data from COSY [3] while the squares are from Ref. [4]. The lines show the results with (solid) and without (dashed) FSI calculated by the  $\pi+K$ -exchange (upper part) and the resonance model (lower part).

<sup>2</sup>The parameters of the  $\pi+K$ -exchange model were fixed in 1995 [6], while the resonance model parameters were fixed in 1997 [8] – i.e., before the appearance of any near threshold COSY data [1–3].

Finally, the data [3] on the  $\epsilon$ -dependence of the ratio of  $pp \rightarrow p\Lambda K^+$  to  $pp \rightarrow p\Sigma^0 K^+$  cross sections are shown in Fig. 4 together with the results from the  $\pi+K$ -exchange (upper part) and the resonance model (lower part). The dashed lines show the results obtained without FSI while the solid lines indicate the calculations with FSI. The comparison in Fig. 4 is given using a linear scale for  $R$  and within about two experimental errors bars the agreement between data and calculations is reasonable. Apparently, by adjusting the coupling constants and cut-off parameters of the formfactors one can obtain a much better description of the data [1–3] which, however, is not the aim of our present investigation.

Our results indicate that the strong variation of the ratio  $R$  with the excess energy  $\epsilon$  should not be considered as an extraordinary feature of the strangeness production process since the two different approaches, fixed some years ago at high energy, are obviously able to reproduce the data to better than a factor of 2. This finding also shows that the present data on the total cross sections are not sensitive to the details of the model and that it is still not possible to fix the explicit contribution from the kaon exchange channel, which is of fundamental interest.

We point out that a fully self-consistent model should include all available  $\pi$ ,  $\eta$ ,  $\sigma$ ,  $\rho$ ,  $K$  and possibly  $K^*$  and higher mass mesonic exchanges as well as the excitation of all available intermediate baryonic resonances and the direct kaon emission processes. The large number of parameters involved in such a model might be fixed using the  $NN \rightarrow NYK$  data. However, this would require a larger number of experimental points than presently available [1–4].

In spite of these comments, the theoretical progress resulting from the new COSY data [1–4] is significant. The role of FSI, as well as a direct experimental evaluation of the hyperon-nucleon interaction parameters from the data [17], can now be well understood phenomenologically. This is an important step for further theoretical and experimental analysis of differential cross section data on strangeness production in nucleon-nucleon collisions.

More detailed constraints on the theory can

be obtained from differential cross section data at higher excess energies. It is crucial that the contribution from  $K$ -meson exchange may be directly investigated from polarization measurements as argued in Ref. [18], or by a partial wave decomposition of the Dalitz representation as advocated in Ref. [8]. The separation of the kaon exchange contribution would provide information on the  $NYK$  coupling constants, which could be compared with the  $SU(N)$  symmetry predictions and other experimental determinations [6,19].

The authors like to acknowledge discussions with W. Eyrich and K. Kilian that stimulated this study. A.S. would also like to acknowledge the warm hospitality at the CSSM during his visit. This work was supported by the Australian Research Council and the Forschungszentrum Jülich.

## REFERENCES

1. J. Balewski et al., Phys. Lett. B 420 (1998) 211.
2. R. Bilger et al., Phys. Lett. B 420 (1998) 217.
3. S. Sewerin et al., Phys. Rev. Lett. 83 (1999) 682.
4. Landolt-Börnstein, 12, ed. H. Schopper, Springer-Verlag (1988).
5. A. Gasparian, J. Haidenbauer, C. Hanhart, L. Kondratyuk, J. Speth, nucl-th/9909017.
6. A. Sibirtsev, Phys. Lett. B 359 (1995) 29.
7. A. Sibirtsev, W. Cassing, Report No 1787/PH, Jagellonian University of Cracow, nucl-th/9802019.
8. A. Sibirtsev, K. Tsushima, A.W. Thomas, Phys. Lett. B 390 (1997) 29; Phys. Lett. B 421 (1998) 59; A. Sibirtsev, K. Tsushima, W. Cassing, A.W. Thomas, Nucl. Phys. A 646 (1999) 427; K. Tsushima, A. Sibirtsev, A.W. Thomas, G.Q. Li, Phys. Rev. C 59 (1999) 369; (E)-ibid. C 61 (2000) 029903.
9. E. Ferrari, Nuovo Cim. 15 (1960) 652; T. Yao, Phys. Rev. 125 (1962) 1048; J.Q. Wu and C.M. Ko, Nucl. Phys. A 499 (1989) 810; J.M. Laget, Phys. Lett. B 259 (1991) 24; G.Q. Li, C.M. Ko, Nucl. Phys. A 594 (1995) 439; R. Shyam, Phys. Rev. C 60 (1999) 055213; N.G. Kelkar, B.K. Jain, nucl-th/9909038

10. R. Machleid, K. Holinde, C. Elster, Phys. Rep. 149 (1987) 1; R. Machleid, Adv. Nucl. Phys. 19 (1989) 189; D. Lohse, J.W. Durso, K. Holinde, J. Speth, Nucl. Phys. A 516 (1990) 533; G. Janssen, B.C. Pearce, K. Holinde, J. Speth, Phys. Rev. D 52 (1995) 2690.
11. K.M. Watson, Phys. Rev. 88 (1952) 1163; M. Gell-Mann, K.M. Watson, Ann. Rev. Nucl. Sci. 4 (1954) 219; A.B. Migdal, JETP 1 (1955) 2; K. Gottfried, J.D. Jackson, Il Nuovo Cim., 34 (1964) 735. V. Bernard, N. Kaiser, Ulf-G. Meissner, Eur. Phys. J. A 4 (1999) 259; N. Kaiser, Eur. Phys. J. A 5 (1999) 105.
12. M. Goldberger, K. Watson, Collision Theory, Willey, New York, 1964; J.R. Taylor, Scattering Theory, Willey, New York, 1972; B.L. Druzhinin, A. Kudryavtsev, V.E. Tarasov, Z. Phys. A 359 (1997) 205.
13. A. Sibirtsev, W. Cassing, Eur. Phys. J. A 2 (1998) 333; nucl-th/9904046.
14. G. Alexander et al., Phys. Rev., 173 (1968) 1452; B. Holzenkamp et al., Nucl. Phys. A 500 (1989) 485; A. Reuber, K. Holinde, J. Speth, Nucl. Phys. A 570 (1994) 543; V.G.J. Stoks, T.A. Rijken, Phys. Rev. C 59 (1999) 3009.
15. Particle Data Group, Eur. Phys. J. C 3 (1998) 1.
16. K. Tsushima, S.W. Huang, A. Faessler, Phys. Lett. B 337 (1994) 245; J. Phys. G 21 (1995) 33; Austral. J. Phys. 50 (1997) 35.
17. J.T. Balewski et al., Eur. Phys. J. A 2 (1998) 99.
18. F. Balestra et al., Phys. Rev. Lett. 83 (1999) 1534.
19. A. Sibirtsev, W. Cassing, Nucl. Phys. A 641 (1988) 476.