

Strange Meson Enhancement in PbPb Collisions

The NA44 Collaboration

I. Bearden^a, H. Bøggild^a, J. Boissevain^b, L. Conin^d, J. Dodd^c,
B. Erazmus^d, S. Esumi^{e,2}, C. W. Fabjan^f, D. Ferenc^g,
D. E. Fields^{b,3}, A. Franz^{f,4}, J. J. Gaardhøje^a, A. G. Hansen^a,
O. Hansen^a, D. Hardtke^{i,5}, H. van Hecke^b, E. B. Holzer^f,
T. J. Humanicⁱ, P. Hummel^f, B. V. Jacak^j, R. Jayantiⁱ,
K. Kaimi^{e,1}, M. Kaneta^e, T. Kohama^e, M. L. Kopytine^{j,6},
M. Leltchouk^c, A. Ljubicic, Jr.^g, B. Lörstad^k, N. Maeda^{e,7},
L. Martin^d, A. Medvedev^c, M. Murray^h, H. Ohnishi^{e,4},
G. Paic^f, S. U. Pandey^{i,8}, F. Piuz^f, J. Pluta^{d,9},
V. Polychronakos^l, M. Potekhin^c, G. Poulard^f, D. Reichholdⁱ,
A. Sakaguchi^{e,10}, J. Schmidt-Sørensen^k, J. Simon-Gillo^b,
W. Sondheim^b, T. Sugitate^e, J. P. Sullivan^b, Y. Sumi^e,
W. J. Willis^c, K. L. Wolf^{h,1}, N. Xu^{b,5}, D. S. Zacharyⁱ

^a*Niels Bohr Institute, DK-2100, Copenhagen, Denmark*

^b*Los Alamos National Laboratory, Los Alamos, NM 87545, USA*

^c*Columbia University, New York, NY 10027, USA*

^d*Nuclear Physics Laboratory of Nantes, 44072 Nantes, France*

^e*Hiroshima University, Higashi-Hiroshima 739, Japan*

^f*CERN, CH-1211 Geneva 23, Switzerland*

^g*Rudjer Bosovic Institute, Zagreb, Croatia*

^h*Texas A&M University, College Station, Texas 77843, USA*

ⁱ*Ohio State University, Columbus, OH 43210, USA*

^j*SUNY at Stony Brook, Stony Brook, NY 11794, USA*

^k*University of Lund, S-22362 Lund, Sweden*

^l*Brookhaven National Laboratory, Upton, NY 11973, USA*

Abstract

The NA44 Collaboration has measured yields and differential distributions of K^+ ,

K^- , π^+ , π^- in transverse kinetic energy and rapidity, around the center-of-mass rapidity in 158 A GeV/c Pb+Pb collisions at the CERN SPS. A considerable enhancement of K^+ production per π is observed, as compared to $p + p$ collisions at this energy. To illustrate the importance of secondary hadron rescattering as an enhancement mechanism, we compare strangeness production at the SPS and AGS with predictions of the transport model RQMD.

Key words: Relativistic heavy ion collisions; Particle production; Kaon; Pion; Strangeness enhancement; Quark-Gluon Plasma.

1 Introduction

Ultrarelativistic heavy ion collisions create a highly excited complex system, whose dynamics are governed by excitation of nucleonic, mesonic, resonance [1] and, to some unknown extent, quark and gluon degrees of freedom. It has been predicted that the extreme conditions of temperature and density in such collisions may suffice to create a state, known as quark-gluon plasma (QGP), where the quarks are no longer confined in hadrons [2]. This has stimulated experimental searches for evidence of the deconfinement phase transition. Interactions between liberated gluons in the deconfined phase are predicted [3] to enhance the rate of strangeness production compared to the non-QGP scenarios.

Being the lightest strange hadrons, kaons are expected to dominate the strange sector by virtue of canonical thermodynamics [4]. The observed kaon multiplicity yields information about the mechanism of strangeness production, hadronization and subsequent evolution in the hadron gas, before the gas becomes sufficiently dilute that the interactions cease. Inelastic hadronic rescattering can enrich the strangeness content of the system [5]. We report the

¹ deceased

² now at Heidelberg University, D-69120 Heidelberg, Germany

³ now at University of New Mexico, Albuquerque, NM 87131, USA

⁴ now at Brookhaven National Laboratory, Upton, NY 11973, USA

⁵ now at Lawrence Berkeley National Laboratory, Berkeley, CA 94720, USA

⁶ on an unpaid leave from P. N. Lebedev Physical Institute, Russian Academy of Sciences

⁷ now at Florida State University, Tallahassee, FL 32306, USA

⁸ now at Wayne State University, Detroit MI 48201, USA

⁹ Institute of Physics, Warsaw University of Technology, Koszykowa 75, 00-662 Warsaw, Poland

¹⁰ now at Osaka University, Toyonaka, Osaka 560-0043, Japan

yields and distributions of charged kaons and pions measured in ultrarelativistic PbPb collisions by the NA44 Experiment, and discuss implications of these data on the physics of the above-mentioned hadronic processes.

2 Experiment and data analysis

The NA44 Collaboration has measured PbPb collisions at 158 A GeV/c using a focusing spectrometer at the CERN SPS. A magnet system of two dipoles and three focusing quadrupoles, together with a tracking complex (a pad chamber, three highly segmented scintillation hodoscopes H2, H3, H4 and two strip chambers) provides momentum resolution of 0.2%. The spectrometer accepts charged particles of a single charge at a time, has two angular positions (44 and 131 mrad) and is operated at two different field strengths. In the weak field mode, it accepts charged tracks in the momentum range of $3.3 < p < 5.1$ GeV/c, and of $6.3 < p < 9.7$ GeV/c in the strong field mode. These two field modes are often called “the 4 GeV/c” and “the 8 GeV/c” settings, respectively. More details about the spectrometer are given in [6].

Low (predominantly single track) multiplicity in the spectrometer acceptance allows use of two Cherenkov counters (C1, C2) for threshold discrimination of particles of different mass. Collection of K/p and π samples uses different trigger requirements: in the K/p mode, the absence of pions and electrons in the acceptance is enforced by a Cherenkov veto (on C1, or both C1 and C2, depending on the momentum setting), whilst for pions, no special trigger enrichment is needed.

Separation of kaons from protons in all settings is performed off-line using the time-of-flight difference between K and p . The time-of-flight is measured using the beam counter [7] (with 35 ps resolution) as start and H3 (with 100 ps resolution) as stop. In the weak magnetic field mode, the pions used in this analysis are identified by time-of-flight, while events with electrons in the acceptance are rejected off-line using C2. High ($\geq 98\%$) purity of the K and π samples is achieved. In the strong field mode, pions are obtained by subtracting identified kaons and protons from all charged tracks.

Inefficiencies due to the Cherenkov vetoes are evaluated by measuring the rejection by the Cherenkovs in untriggered runs. Such unwanted vetoes occur when a kaon or proton is accompanied by a pion, electron or muon in the Cherenkov counters. To evaluate the inefficiency in the weak magnetic field runs, the vetoed kaons are identified by time-of-flight and the Uranium calorimeter [8] data is used for π/e separation. In the strong magnetic field runs, the momentum of the particles is too high for reliable separation by time-of-flight, and subtraction of pions, utilizing knowledge of the pion line

shape in m^2 , is used to count vetoed kaons.

NA44 has two detectors to characterize event multiplicity: T_0 (a scintillator trigger counter covering $1.4 \leq \eta \leq 3.7$ for an η -dependent fraction of azimuthal angle, $0.22 \leq \Delta\phi/2\pi \leq 0.84$ respectively), and a Si pad array measuring dE/dx in 512 pads covering $1.5 \leq \eta \leq 3.3$ and 2π azimuthally. The multiplicity of a given particle, measured in the spectrometer, is an average over many events of a certain centrality class, set by the trigger. Accurate determination of the trigger centrality is performed by varying the centrality used in normalizing the yield of charged tracks in the spectrometer until this yield agrees with the multiplicity in the Si array. Correction for the acceptance difference between the spectrometer and the Si array is performed using the RQMD model [9], which is consistent with measured [10] charged hadron distributions. Kaon and pion samples of identical Si multiplicity are selected via the T_0 signal amplitude.

Differential distributions of particles in rapidity, y , and transverse kinetic energy, $m_T - m$, carry information about the dynamics of the collision. In determining dN/dy for kaons and pions we use spectrometer settings, or portions thereof, with $\Delta y = 0.2 - 0.6$. Any dependence of the slope parameter(s) upon y is therefore negligible. Then

$$\left\langle E \frac{d^3N}{dp^3} \right\rangle_{\Delta y, 2\pi} = \frac{1}{2\pi} \left\langle \frac{dN}{m_T dm_T} \right\rangle_{\Delta y} = \frac{\frac{dn}{m_T dm_T} \int_{\Delta y} \frac{d\tilde{N}}{dy} dy}{2\pi \Delta y \int_{\Delta y} A \frac{d\tilde{N}}{dy} dy} \quad (1)$$

where $A = A(y, m_T)$ is the acceptance function from Monte Carlo simulation of the spectrometer, including effects of magnetic optics, detector response, momentum resolution, tracking efficiency and decays. dn/dm_T is the number density of reconstructed tracks in m_T . $d\tilde{N}/dy$ is the shape of the rapidity distribution, taken to be Gaussian around midrapidity. Integration of the m_T distribution with extrapolation to $m < m_T < \infty$, using the fitted slopes, results in dN/dy .

Table 1 shows the sources of uncertainty on dN/dy . The error in the extrapolation due to uncertainty in the slope parameter(s) is small because over 95% of particles around mid-rapidity have p_T in the range covered by one of the two angle settings. Consequently, the systematic error in dN/dy is dominated not by the extrapolation, but by uncertainties in determination of centrality and particle ID efficiency.

Table 1

Summary of fractional systematic errors to the normalized yields. As the “representative” case, the case of positive kaons in weak field high angle spectrometer setting is chosen. The data in the lines marked “worst” and “best” are not linked by the choice of a specific setting, but list the maximum and minimum uncertainty (among all settings) due to a particular source.

case	centrality	PID	p_T extrapolation	total
representative	0.081	0.042	0.0067	0.098
worst	0.081	0.25	0.063	0.26
best	0.058	0.014	0.0042	0.058

Table 2

Inverse slope parameters T .

PID	y interval	T (MeV)	$\sigma(T)$ stat., syst. (MeV)
K^+	2.3-2.6	230	$\pm 8 \pm 14$
K^+	2.4-2.9	254	$\pm 4 \pm 7$
K^-	2.3-2.6	259	$\pm 8 \pm 12$
K^-	2.4-2.9	245	$\pm 7 \pm 6$

3 Results and discussion

Tables 2 and 3 give the m_T slope parameters and values of dN/dy for kaons and pions, along with the statistical and systematic uncertainties. The measured distributions for charged kaons of both signs in transverse kinetic energy and rapidity, are shown on Fig. 1 and Fig. 2, respectively.

The $1/m_T$ scaled spectra look approximately exponential in accordance with the behaviour typical for thermalized ensembles of interacting particles, or for particles in whose production the phase-space constraints played the dominant role [11]. The spectra were fit with an exponential in $(m_T - m)$, and the resulting slopes are shown in the inserts in Fig. 1. The inverse slopes of the K^+ and K^- spectra are the same, within errors. Our event selection is sufficiently central that the slopes show no dependence on multiplicity.

In Fig. 2, it is clear that many fewer kaons are produced than pions, as was observed in $p + p$ collisions. There are approximately twice as many positive as negative kaons produced. This is typical for baryon rich systems, and was also observed in $p + p$ collisions. Preliminary NA49 measurements of K^+ and K^- dN/dy [12] are consistent with those reported here.

Both Fig. 1 and 2 compare the data with predictions of the transport theoretical approach RQMD [9]. While RQMD tends to overpredict both the

Table 3

Particle distributions in rapidity. Every spectrometer setting provides an independent measurement. Settings overlapping in y are listed separately.

PID	y interval	dN/dy	$\sigma(dN/dy)$
4% centr. K^+	2.7-2.9	37.1	± 5.4
	2.3-2.6	27.2	± 2.5
	3.1-3.4	29.7	± 5.6
	2.6-2.8	33.6	± 3.1
4% centr. K^-	2.7-2.9	21.5	± 7.5
	2.3-2.5	18.7	± 1.9
	3.1-3.4	15.4	± 4.1
	2.6-2.8	14.8	± 1.4
4% centr. π^+	3.3-3.7	160	± 15
	2.6-2.9	153	± 10
	3.5-4.0	145	± 10
	2.6-2.9	164	± 13
4% centr. π^-	3.3-3.7	176	± 14
	2.6-2.9	193	± 12
	3.5-4.0	173	± 12
	2.6-2.9	173	± 15

K^+ and K^- yields, for K^- the discrepancy appears to be larger. Running RQMD in the mode which does not allow the hadrons to rescatter (shown by the dashed line on the figure) decreases the number of kaons produced. This result illustrates the importance of the secondary scattering to the total kaon yields. Measurements of proton production at midrapidity[13] and of the $p - \bar{p}$ rapidity distribution[14] indicate that RQMD somewhat overpredicts the degree of baryon stopping. Because πN inelastic collisions can produce kaons, an increase in stopping translates naturally into kaon enhancement at midrapidity. The data show that the hadron chemistry via secondary scattering, as implemented in RQMD, successfully reproduces the general trends in the hadron distribution. However, the hadron chemistry in the model is not quantitatively correct.

Exothermic strangeness exchange reactions of the kind $K + N \rightarrow Y + \pi$ and $\bar{K} + \bar{N} \rightarrow \bar{Y} + \pi$ are favoured by the cooling of the system, and redistribute strangeness from the mesonic to the baryonic sector. If larger systems reach lower temperature before freezing out [15], such reactions may be important in Pb+Pb collisions. These strangeness processes are in RQMD. The model

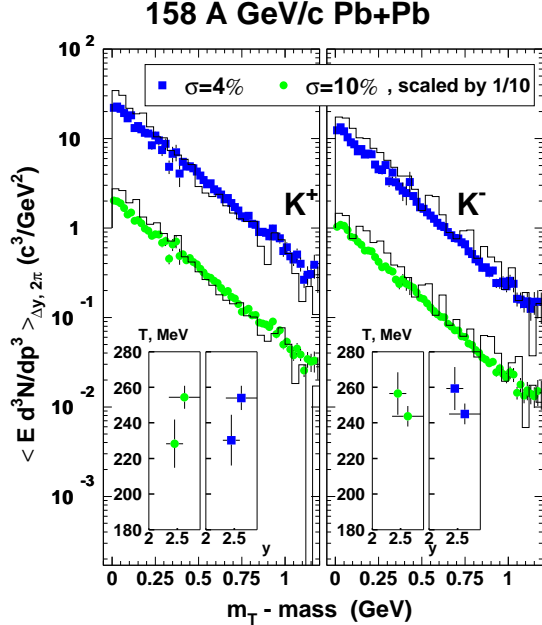


Fig. 1. Measured transverse kinetic energy distributions of positive and negative kaons for the 4% and 10% most central of Pb+Pb collisions. RQMD predictions for $|y - y_{CM}| < 0.6$ (i.e., within NA44 acceptance) are shown as histograms. The fits follow the form $1/m_T dN/dm_T \propto \exp(-m_T/T)$, where $m_T = (m^2 + p_T^2)^{1/2}$. y ranges of the fits are given in Table 2 and are indicated by the horizontal errorbars in the inserts.

seems to underpredict (preliminary) Λ yields [12] and overpredict K^- . This may indicate that the details of the description should be reexamined.

The K/π abundance ratio allows estimation of the degree of strangeness enhancement and comparison of various colliding systems. Fig. 3 summarizes the existing midrapidity data in symmetric systems: ISR p+p [16]; AGS AuAu [17]; SPS SS [18]; and SPS PbPb.¹¹ Strangeness enhancement compared to the interpolated [19] pp collision data, shown as the line, is seen. The solid point, corresponding to ISR data at midrapidity, indicates the extent of the enhancement due to the midrapidity cut on the particles. The figure shows that K^+/π^+ is enhanced in high multiplicity heavy ion collisions, but K^-/π^- is consistent with $p + p$ values. Higher multiplicity, or more central collisions, yields larger enhancement, independent of \sqrt{s} .

Secondary hadronic interactions of the type $\pi + N \rightarrow Y + \bar{K}$ are important for the strangeness production [1,20], and their rate is proportional to the product of the participant's effective concentrations. Fig. 4 shows the dependence of the

¹¹ In this figure, as well as in Fig. 4, the hadron abundances we present are integrals over a fixed fraction of rapidity around midrapidity y_{CM} : $|y - y_{CM}| \leq |y_{proj} - y_{targ}|/8$. This enables the comparison between various energies and experiments, but involves an interpolation in y for experiments with larger coverage.

158 A GeV/c Pb+Pb 4% central

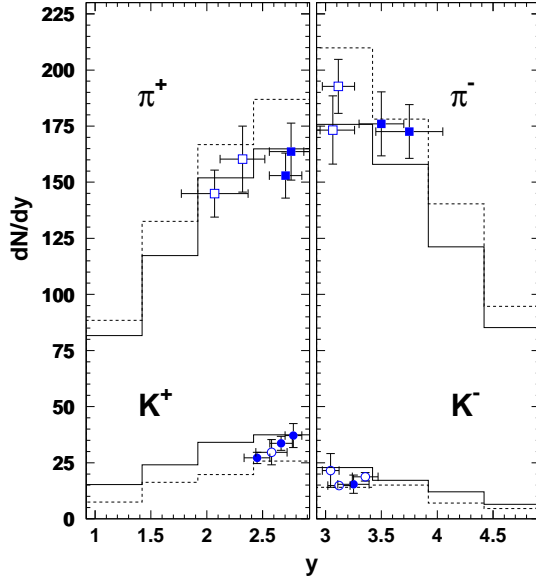


Fig. 2. Comparison of measured charged kaon and pion yields with RQMD predictions. The vertical error bars indicate statistical and systematic errors, added in quadrature; the horizontal ones – y boundaries of the acceptance used for p_T integration in each spectrometer setting. Open symbols represent spectrometer settings whose y position is shown mirror-reflecting around midrapidity (2.92); their solid analogs – the actual settings. RQMD: solid line – standard mode, dashed line – no rescattering.

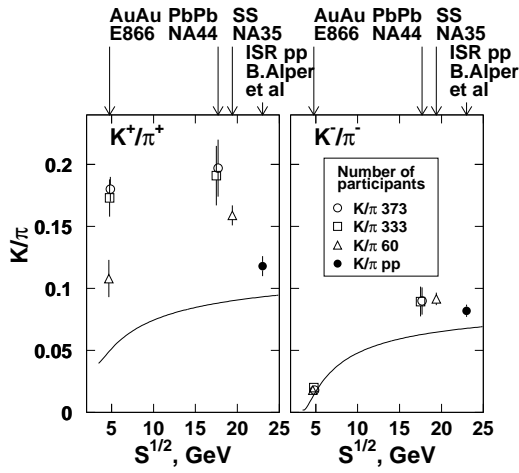


Fig. 3. K/π ratios in symmetric systems at midrapidity $|y - y_{CM}| \leq |y_{proj} - y_{targ}|/8$. The solid line shows full solid angle K/π in $p + p$ collisions from the interpolation [19]. The data points from other experiments result from an interpolation in y to the midrapidity interval. The E866 data points [17] are also interpolated in the number of participants, for comparison with the SPS data.

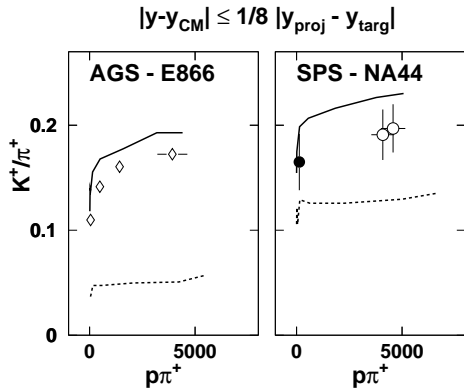


Fig. 4. Comparison of measurements with RQMD predictions: K^+/π^+ ratio in the specified rapidity interval around mid-rapidity, as a function of the product of pion and proton dN/dy , obtained in the same rapidity interval, in symmetric collisions. \diamond – E866 AuAu, \bullet – NA44 SS, \circ – NA44 PbPb. RQMD: solid line – standard mode, dashed line – no rescattering.

K^+/π^+ ratio on the product of rapidity densities of the two ingredients of the associated strangeness production, N (represented by p) and π^+ in the AGS [21] and SPS [22] data, and RQMD calculations. This “ $p \times \pi$ ” product serves as an observable measure of the strangeness-enhancing rescattering. The rate of change in the K^+/π^+ ratio with this rescattering observable is initially very high. However, K^+/π^+ nearly saturates after this initial rise. The figure shows why the enhancement is large as soon as the multiplicity becomes appreciable. The values of “ $p \times \pi$ ” reached at the SPS and AGS are comparable, explaining the similarity of the kaon enhancement despite the different energies. RQMD reproduces the trend of the data very well, and the dotted lines (illustrating no rescattering) along with the shape of the rise with “ $p \times \pi$ ” underscore the role of hadronic rescattering in kaon yields. The quantitative agreement of RQMD with the data is not as good, but the final results are undoubtedly quite sensitive to the magnitude of the cross sections used in the model.

4 Conclusions

Production of charged K and π mesons in central Pb+Pb collisions at 158 GeV/nucleon has been measured. Within the centrality range studied, no strong multiplicity dependence of the kaon m_T slopes or K/π ratios has been observed. We see no significant slope difference between K^+ and K^- . K^+/π^+ is enhanced by a factor of about two over $p + p$ collisions, whereas K^-/π^- is little enhanced. Our measurement of K^+/K^- in this saturated region may be used for chemical calculations of the hadron gas.

Comparison with the RQMD model shows that the model qualitatively repro-

duces the hadron chemistry, through the rescattering of the produced particles. Quantitative comparisons, however, show that the model overpredicts the K^- , while the magnitude of K^+ enhancement is within the range explainable by the RQMD mechanisms. Deconfinement scenarios of the K^+/π^+ enhancement can not, however, be ruled out or proven by these data alone.

5 Acknowledgements

We are grateful to Heinz Sorge for many helpful and illuminating conversations. The NA44 Collaboration wishes to thank the staff of the CERN PS-SPS accelerator complex for their excellent work, and the technical staff in the collaborating institutes for their valuable contributions. This work was supported by the Science Research Council of Denmark; the Japanese Society for the Promotion of Science; the Ministry of Education, Science and Culture, Japan; the Science Research Council of Sweden; the US Department of Energy and the National Science Foundation.

References

- [1] H. Sorge, Phys. Rev. C **52** (1995) 3291 and references to other models therein.
- [2] J. C. Collins, M. J. Perry, Phys. Rev. Lett. **34** (1975) 1353.
- [3] J. Rafelski, R. Hagedorn, in: Statistical Mechanics of Quarks and Hadrons (Bielefeld, August 1980), ed. H.Satz (North Holland, Amsterdam, 1981) p 253; J. Rafelski, B. Müller, Phys. Rev. Lett. **48** (1982) 1066.
- [4] S. Z. Belenky, Nucl. Phys. **2** (1956) 259.
- [5] P. Koch and J. Rafelski, Nucl. Phys. **A444** (1985) 678-691.
- [6] H. Beker *et al.*, (NA44 Collaboration), Phys. Lett. **B302** (1993) 510.
- [7] N. Maeda *et al.*, NIM **A346** (1994) 132-136.
- [8] T. Akesson *et al.*, NIM **A241** (1985) 17-42.
- [9] our comparison relies on the version 2.4 of the RQMD model.
- [10] P. G. Jones and the NA49 Collaboration, Nucl. Phys. **A610** (1996) 188c-199c.
- [11] G. A. Milekhin, I. L. Rozental, Sov. Phys. JETP **6** No 1 (1958) 154.
- [12] C. Bormann for the NA49 Collaboration, J. Phys. G: Nucl. Part. Phys. **23** (1997) 1817-1825.
- [13] I. G. Bearden *et al.*, Phys. Lett. **B388** (1996) 431.

- [14] NA49 Collaboration, Phys. Rev. Lett. **82** (1999) 2471-2475.
- [15] E. V. Shuryak, Phys. Lett. **B207** No 3 (1988) 345-348.
- [16] B. Alper et al, Nucl. Phys. **B100** (1975) 237-290.
- [17] F. Wang for the E-802 Collaboration, HIPAGS-96 (WSU-NP-96-16); F. Wang, Ph. D. thesis
- [18] The NA-35 Collaboration, Z. Phys. **C58**, 367-375 (1993)
- [19] Rossi *et al.*, Nucl. Phys. **B84** (1975) 269.
- [20] H. Sorge, Nucl. Phys. **A630** (1998) 522c-534c.
- [21] Y. Akiba *et al.* Nucl. Phys. **A610** (1996) 139c-152c.
- [22] H. Bøggild *et al.*, Phys. Rev. **C59** (1999) 328-335.