

## Recent results from E877 for Au+Au collisions at AGS energy

Kirill Filimonov for the E877 Collaboration:

J. Barrette<sup>5</sup>, R. Bellwied<sup>9</sup>, S. Bennett<sup>9</sup>, R. Bersch<sup>7</sup>, P. Braun-Munzinger<sup>2</sup>, W.C. Chang<sup>7</sup>, W.E. Cleland<sup>6</sup>, M. Clemen<sup>6</sup>, J. Cole<sup>4</sup>, T. M. Cormier<sup>9</sup>, Y. Dai<sup>5</sup>, G. David<sup>1</sup>, J. Dee<sup>7</sup>, O. Dietzsch<sup>8</sup>, M. Drigert<sup>4</sup>, S. Esumi<sup>3</sup>, K. Filimonov<sup>5,3</sup>, A. French<sup>9</sup>, S.C. Johnson<sup>7</sup>, J.R. Hall<sup>9</sup>, T.K. Hemmick<sup>7</sup>, N. Herrmann<sup>3</sup>, B. Hong<sup>2</sup>, Y. Kwon<sup>7</sup>, R. Lacasse<sup>5</sup>, Q. Li<sup>9</sup>, T.W. Ludlam<sup>1</sup>, S. K. Mark<sup>5</sup>, S. McCorkle<sup>1</sup>, D. Miśkowiec<sup>2</sup>, E. O'Brien<sup>1</sup>, S. Panitkin<sup>7</sup>, V. Pantuev<sup>7</sup>, P. Paul<sup>7</sup>, T. Piazza<sup>7</sup>, M. Pollack<sup>7</sup>, C. Pruneau<sup>9</sup>, Y.J. Qi<sup>5</sup>, E. Reber<sup>4</sup>, M. Rosati<sup>5</sup>, S. Sedykh<sup>7</sup>, J. Sheen<sup>9</sup>, U. Sonnadara<sup>6</sup>, J. Stachel<sup>3</sup>, N. Starinski<sup>5</sup>, E.M. Takagui<sup>8</sup>, V. Topor Pop<sup>5</sup>, M. Trzaska<sup>7</sup>, S. Voloshin<sup>3</sup>, T.B. Vongpaseuth<sup>7</sup>, G. Wang<sup>5</sup>, J.P. Wessels<sup>3</sup>, C.L. Woody<sup>1</sup>, N. Xu<sup>7</sup>, Y. Zhang<sup>7</sup>, C. Zou<sup>7</sup>

<sup>1</sup> Brookhaven National Laboratory, Upton, NY 11973

<sup>2</sup> Gesellschaft für Schwerionenforschung, 64291 Darmstadt, Germany

<sup>3</sup> Universität Heidelberg, 69120 Heidelberg, Germany

<sup>4</sup> Idaho National Engineering Laboratory, Idaho Falls, ID 83402

<sup>5</sup> McGill University, Montréal, Canada

<sup>6</sup> University of Pittsburgh, Pittsburgh, PA 15260

<sup>7</sup> SUNY, Stony Brook, NY 11794

<sup>8</sup> University of São Paulo, Brazil

<sup>9</sup> Wayne State University, Detroit, MI 48202

The E877 experiment was dedicated to the study of hadron distributions in Au+Au collisions at the AGS. Here, we will mainly present results from the analysis of the data obtained from the last data taking run, which took place in the fall of 1995 and recorded 46 millions Au+Au events at 11.5 AGeV/c. The improved experimental apparatus and large statistics allowed to extend our previous measurements of particle flow [1–4] to  $K^+$ ,  $K^-$ ,  $\bar{p}$  and  $\Lambda$ . We will also report our latest results on two-particle correlations of like and unlike particles, as well as the measurements of double differential multiplicities of  $\Lambda$ -hyperons.

### 1. UPGRADE OF EXPERIMENTAL SETUP

The E877 experimental setup is discussed in detail in [1–5]. For the 1995 run, two micro-strip silicon beam vertex detectors (BVER's) were upgraded from single-sided silicon wafers with one-dimensional pitch of 50  $\mu\text{m}$  to double-sided wafers with a 200  $\mu\text{m}$  pitch in both the  $x$  and  $y$  directions. Using these detectors the coordinates of beam particles at the target were determined with an accuracy of 300  $\mu\text{m}$  in position and 60  $\mu\text{rad}$  in angle.

We also upgraded the spectrometer with tracking chambers upstream of the magnet. Two identical multi-wire proportional chambers with highly segmented chevron shaped cathode pad readout were instrumented and placed at 2 m and 2.25 m downstream of the

target, just in front of the spectrometer magnet. They provided a precise measurement (about  $300\mu\text{m}$  resolution) of the bending plane coordinate of the track before deflection in the magnetic field. This additional tracking information allowed to improve the signal-to-background ratio for identification of rare particles, such as  $K^-$  and  $\bar{p}$  and to reconstruct the vertices of  $\Lambda$  hyperon decays.

## 2. FLOW OF IDENTIFIED PARTICLES

Anisotropies in the azimuthal distribution of particles, also called anisotropic (directed, elliptic, etc.) transverse flow, have proven to be a very useful tool for extracting information about the hot and dense stage of a heavy-ion collision.

In our flow analysis, we reconstructed the reaction plane from the measurement of the transverse energy distribution [3]. A Fourier expansion method was used to describe the azimuthal anisotropy in the particle emission [6]. The amplitudes of the first and second harmonics of the expansion,  $v_1$  and  $v_2$ , quantify the strength of directed and elliptic flow, respectively.

Recent theoretical developments have shown that elliptic flow of nucleons is sensitive to the nuclear equation-of-state [7]. In Fig. 1 we show the measured dependence of  $v_2$  on transverse momentum  $p_t$  for protons in different rapidity bins for events with centrality  $7 - 12\% \sigma_{geo}$ . Larger positive values of  $v_2$  are observed for the more forward rapidities. The interpretation of this effect, however, requires considering the influence of a strong

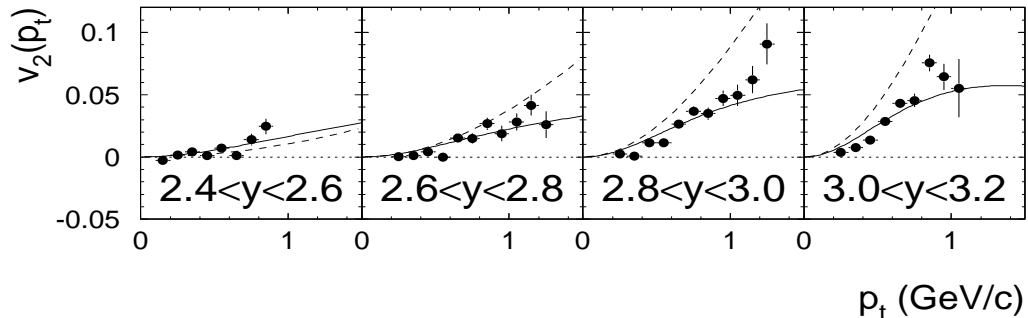


Figure 1.  $v_2(p_t)$  of protons for different rapidity bins and centrality  $7 - 12\% \sigma_{geo}$ . The data (solid circles) have been corrected for the finite reaction plane resolution. Solid and dashed lines are explained in the text.

directed flow observed in the region near beam rapidity. The directed flow was shown to be well described by a thermal distribution with respect to an origin displaced along the reaction plane axis [3]. The effect of such a displacement on the  $v_2(p_t)$ -dependence is shown in Fig. 1 by the dashed lines. To estimate the “true” ellipticity of the event, we fitted the measured  $v_2(p_t)$ -dependence with the following parameterization:

$$d^3N/d^3p \propto m'_t \exp\left(-\frac{m'_t - m}{T_B}\right), \quad m'_t = \sqrt{(p_x - \langle p_x \rangle)^2 + \varepsilon^2 \cdot p_y^2 + m^2}, \quad (1)$$

where  $\varepsilon$  is the ellipticity parameter. Values of  $\varepsilon$  larger and less than unity correspond to in-plane and out-of-plane elliptic flow, respectively. The ellipticity parameter  $\varepsilon$  is related

to the second Fourier coefficient  $v_2$ , weighted by  $p_t^2$ :

$$\alpha_2 = v_2^{\text{weighted by } p_t^2} = \frac{\langle p_t^2 \cos 2\phi \rangle}{\langle p_t^2 \rangle} = \frac{\varepsilon^2 - 1}{\varepsilon^2 + 1} \sim \varepsilon - 1. \quad (2)$$

Fits of parameterization (1) to the measured  $v_2(p_t)$ -dependence are shown in Fig. 1 as solid lines. The extracted values of  $\varepsilon$  for different centrality and rapidity bins were used to calculate  $\alpha_2$ , which is plotted in Fig. 2 as a function of rapidity. The sign of elliptic

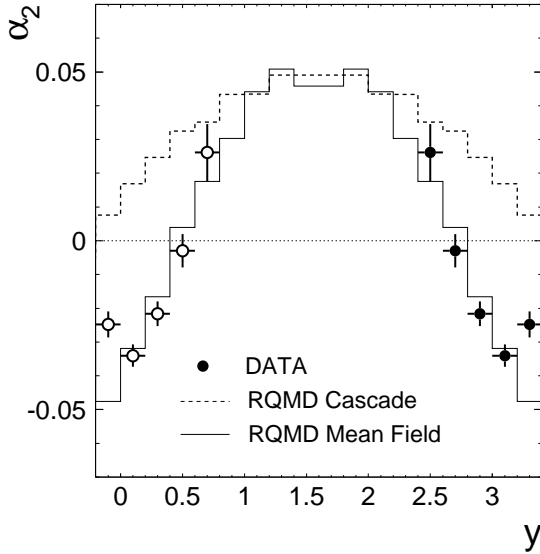


Figure 2.  $\alpha_2(y)$  of protons for centrality 26–17%  $\sigma_{geo}$ .

Figure 3.  $v_2(y)$  of negative pions for centrality 26–17%  $\sigma_{geo}$ .

flow depends on rapidity, with positive (in-plane) elliptic flow measured in the midrapidity region, and negative (out-of-plane) elliptic flow observed at beam rapidities. This dependence, similar to the transition from out-of-plane to in-plane elliptic flow measured as a function of beam energy at central rapidities [8], could be a consequence of the competition between the out-of-plane flow due to shadowing of nucleons by the cold spectator matter and pressure-induced in-plane elliptic flow caused by the initial almond-shaped geometry of the collision region. A similar effect is also seen in the RQMD calculations (Fig. 2), with the mean-field version of RQMD reproducing the data well.

We also studied elliptic flow of pions. Directed flow of pions is very small [3] and does not influence the measurements of elliptic flow. Pions exhibit a very weak  $p_t$ -dependence of  $v_2$  [9], with small positive values observed for semi-central collisions. The rapidity dependence of  $v_2$  for negative pions is presented in Fig. 3. Weak in-plane elliptic flow is detected at all rapidities covered. In contrast to protons, the cascade mode of RQMD seems to be in a better agreement with the pion data.

Azimuthal anisotropies in kaon production are predicted to be sensitive probes of the kaon potential in a dense nuclear medium [10]. In Fig. 4 we present the amplitude of directed flow,  $v_1$ , as a function of  $p_t$  for positive and negative kaons. The kaon flow signal is weak and negative, i.e. kaons flow in the direction opposite to that of protons and  $\Lambda$ -hyperons [9].

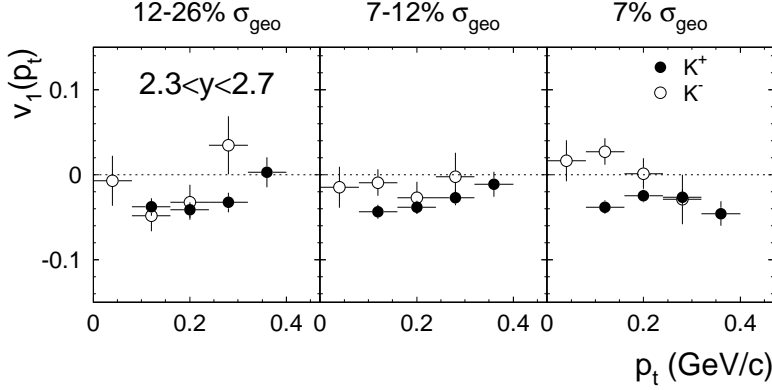


Figure 4.  $v_1(p_t)$  of  $K^+$  (solid circles) and  $K^-$  (open circles) for rapidity  $2.3 < y < 2.7$  and different centralities.

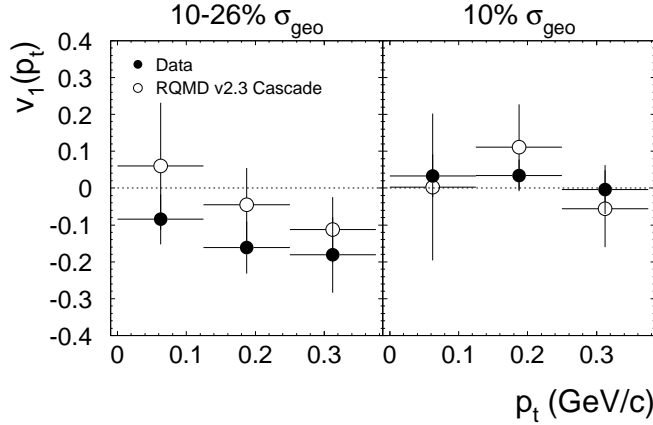


Figure 5.  $v_1(p_t)$  of antiprotons for rapidity  $1.8 < y < 2.2$  and different centralities.

of  $\bar{p}$  directed flow with the cascade RQMD calculations. A negative signal is observed in semi-central collisions, comparable in magnitude to that predicted by the model.

### 3. TWO-PARTICLE CORRELATIONS

Two-particle correlations provide information about the space-time extent of the system at freeze-out. The correlations of identical mesons are governed by the Bose-Einstein statistics and by mutual Coulomb interaction. The two-proton correlations are a product of Fermi statistics and the attractive strong and repulsive Coulomb final state interactions. Unlike-pion and pion-proton correlations are also used as probes of the reaction zone.

We determined three-dimensional correlation functions of identical pions to extract the source dimensions in different directions. The correlation function  $C_2$ , defined as the ratio of the two-particle density and the product of the single particle densities, has been corrected for the repulsive Coulomb force by integrating the Coulomb wave function over a source of finite size and fitted according to the following parameterizations:

$$C_2(q_o, q_s, q_l) = 1 + \lambda e^{-R_o^2 q_o^2 - R_s^2 q_s^2 - R_l^2 q_l^2 - 2R_{ol}^2 q_o q_l} \quad (\text{Bertsch} - \text{Pratt}) \quad (3)$$

$$C_2(q_\perp, q_\parallel, q_0) = 1 + \lambda e^{-R_\perp^2 q_\perp^2 - R_\parallel^2 \gamma^2 (q_\parallel - v q_0)^2 - \Delta\tau^2 \gamma^2 (q_0 - v q_\parallel)^2} \quad (\text{Yano} - \text{Koonin}), \quad (4)$$

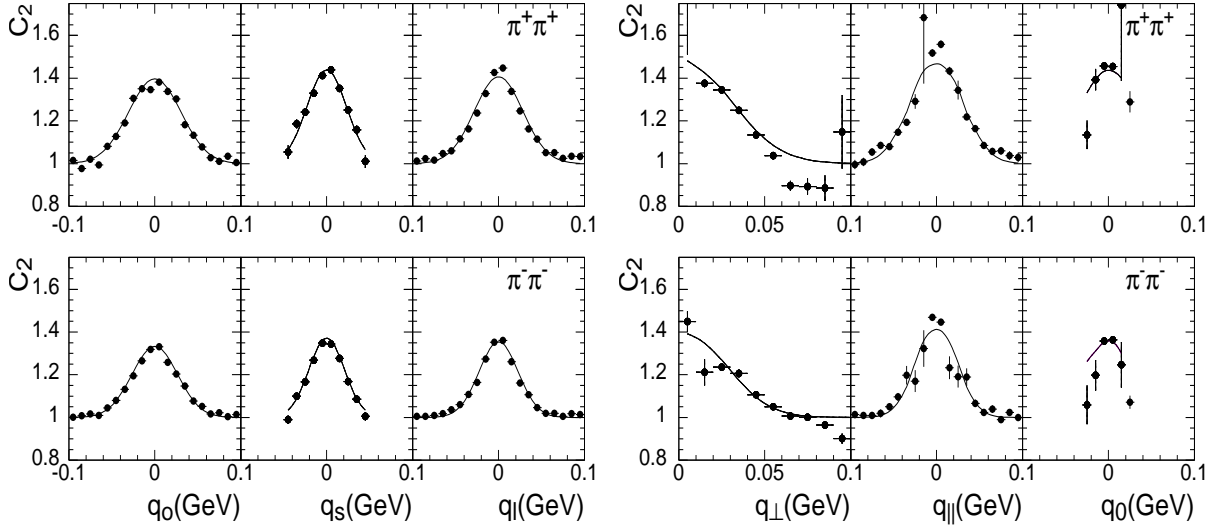


Figure 6. Projections of the Coulomb corrected three-dimensional  $\pi^+\pi^+$  and  $\pi^-\pi^-$   $C_2(q_o, q_s, q_l)$  (left) and  $C_2(q_\perp, q_\parallel, q_0)$  (right) for the top 10%  $\sigma_{geo}$  events. For each projection, the other axes have been integrated from -30 to 30 MeV.

where  $q_o, q_s, q_l$  and  $q_\perp, q_\parallel, q_0$  are the components of the invariant length of the pair's momentum difference. In Fig. 6 we show the projections of the three-dimensional  $\pi^+\pi^+$  and  $\pi^-\pi^-$   $C_2$ 's for the 10% most central events. The results of the fits are summarized in Table 1. The averaged pair rapidities (transverse momenta) were 3.18 (0.14 GeV/c) and

Table 1

Fit parameters to  $C_2(q_o, q_s, q_l)$  and  $C_2(q_\perp, q_\parallel, q_0)$  of  $\pi^+\pi^+$  and  $\pi^-\pi^-$  pairs for 10%  $\sigma_{geo}$ .

| $C_2(q_o, q_s, q_l)$    | $\pi^+\pi^+$    | $\pi^-\pi^-$    | $C_2(q_\perp, q_\parallel, q_0)$ | $\pi^+\pi^+$    | $\pi^-\pi^-$    |
|-------------------------|-----------------|-----------------|----------------------------------|-----------------|-----------------|
| $R_o(\text{fm})$        | $4.63 \pm 0.08$ | $5.31 \pm 0.05$ | $R_\perp(\text{fm})$             | $4.79 \pm 0.07$ | $5.45 \pm 0.05$ |
| $R_s(\text{fm})$        | $6.04 \pm 0.15$ | $6.76 \pm 0.10$ | $R_\parallel(\text{fm})$         | $4.22 \pm 0.11$ | $5.85 \pm 0.07$ |
| $R_l(\text{fm})$        | $5.00 \pm 0.09$ | $6.18 \pm 0.06$ | $\Delta\tau(\text{fm})$          | $0.00 \pm 0.39$ | $0.00 \pm 0.37$ |
| $R_{ol}^2(\text{fm}^2)$ | $7.19 \pm 0.60$ | $6.66 \pm 0.45$ | $Y_{source}$                     | $2.37 \pm 0.03$ | $2.64 \pm 0.02$ |
| $\lambda$               | $0.61 \pm 0.01$ | $0.58 \pm 0.01$ | $\lambda$                        | $0.60 \pm 0.01$ | $0.57 \pm 0.01$ |

3.34 (0.11 GeV/c) for  $\pi^+\pi^+$  and  $\pi^-\pi^-$ , respectively.

The extracted radii of the pion source demonstrate that the system significantly expanded before freeze-out from its initial size ( $R_{Au}^{rms,1-dim} = 3.1$  fm). The  $\pi^-\pi^-$  radius parameters are about 10% larger than those of  $\pi^+\pi^+$ . This effect is consistent with the influence of a central Coulomb potential of a third body with  $Z_{eff} \sim 150$  [13].

The cross-term parameter  $R_{ol}$  in parameterization (3) is different from zero indicating that the pion source is not completely boost invariant. The other two cross-terms  $R_{sl}$  and  $R_{os}$  were found to be consistent with zero which is expected for an azimuthally symmetric collision region. The values of  $Y_{source}$  confirm that the fastest pions source is about one unit forward of mid-rapidity.

A possible anisotropy in coordinate space was also studied by measuring one-dimensional  $\pi^+\pi^+$  and  $\pi^-\pi^-$  correlation functions relative to the reaction plane. For events with

centrality  $9 - 16\%$   $\sigma_{geo}$  we divided the pion data set into four subsets depending on the direction  $\phi_{K_t}$  of the pair's transverse momentum with respect to the reaction plane angle  $\psi_R$ : “same” with  $\cos(\phi_{K_t} - \psi_R) > 1/\sqrt{2}$ ; “opposite” with  $\cos(\phi_{K_t} - \psi_R) < -1/\sqrt{2}$ ; “in-plane” with  $|\cos(\phi_{K_t} - \psi_R)| > 1/\sqrt{2}$ ; “out-of-plane” with  $|\cos(\phi_{K_t} - \psi_R)| < 1/\sqrt{2}$ . The ratios of correlation functions for pion pairs in “same”/“opposite” and “in-plane”/“out-of-plane” windows were found to be consistent with unity, indicating no or very weak anisotropy in the coordinate space. The upper limits for the azimuthal asymmetry are 8% and 6% for the  $\pi^+$  and  $\pi^-$  sources, respectively [12].

For the analysis of the  $K^+K^+$  correlation function, due to limited statistics we used a two-dimensional parameterization:  $C_2(q_t, q_l) = 1 + \lambda e^{-R_t^2 q_t^2 - R_l^2 q_l^2}$ . The average rapidity (transverse momentum) of the  $K^+K^+$  pair was 2.34 (0.16 GeV/c). The extracted parameters of the kaon source are  $R_t = 3.04 \pm 0.40$  fm,  $R_l = 2.73 \pm 0.47$  fm, and  $\lambda = 0.86 \pm 0.13$ . The smaller source size inferred from the  $K^+K^+$  correlations may be interpreted as a consequence of the large  $m_t$  and collective expansion of the system.

We also performed a study of two-proton correlations in Si+Pb and Au+Au collisions which suggested a larger space-time extent for the heavier system. For Au+Au reactions, the centrality dependence of the two-proton correlation function implies that more central collisions lead to larger source sizes [14].

Measurements of the pion-proton correlation function exhibit an asymmetric peak, which could be a sign of spatial or temporal separation between the sources of protons and pions. Calculations assuming that the proton source is located 10 fm more forward than the sources of pions, while the  $\pi^+$  and  $\pi^-$  sources are separated by 15 fm in the direction of the reaction plane have yielded asymmetries in the calculated  $\pi^-p$  and  $\pi^+p$  correlation functions which are comparable to the ones observed in the experimental data [15]. The magnitude of the assumed displacement seems large, though, compared to the size of the system and the expected duration of the emission.

#### 4. $\Lambda$ SPECTRA AND YIELDS

We identified  $\Lambda$ -hyperons by invariant mass reconstruction of  $(p, \pi^-)$  pairs (see [9,16]). The  $\Lambda$  spectra in the top 4%  $\sigma_{geo}$  Au+Au collisions are shown in Fig. 7 as a function of transverse mass and rapidity. The spectra are well described by an exponential with inverse slopes decreasing with increasing rapidity. The data are compared with the predictions of the RQMD v2.3 model, run in cascade and mean-field modes. In the rapidity range covered, either version of the model describes the data quite well. The rapidity distribution for  $\Lambda$  obtained by integrating the transverse mass spectra is shown in Fig. 8. Our experimental data are compared with the measurements of the E891 collaboration [17] and with the RQMD predictions. Both experimental results agree within systematic uncertainties.

#### REFERENCES

1. J. Barrette *et al.*, E877 Collaboration, Phys. Rev. Lett. **73** (1994) 2532
2. J. Barrette *et al.*, E877 Collaboration, Phys. Rev. **C55** (1997) 1420.
3. J. Barrette *et al.*, E877 Collaboration, Phys. Rev. **C56** (1997) 3254.
4. J. Barrette *et al.*, E877 Collaboration, Phys. Rev. **C59** (1999) 884.

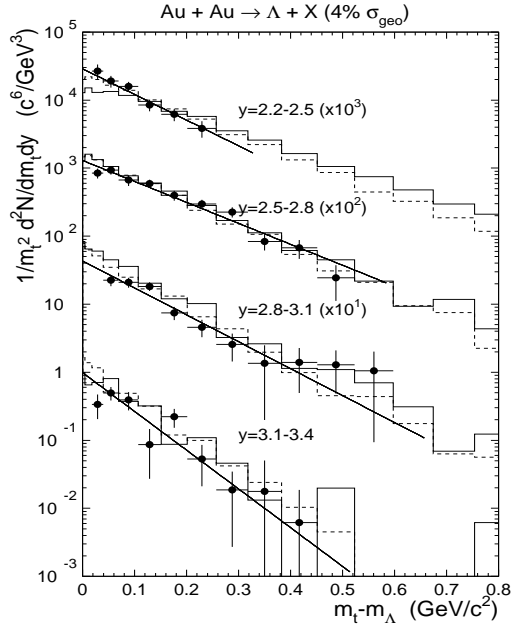


Figure 7.  $\Lambda$  transverse mass spectra for centrality 4%  $\sigma_{geo}$ . The data (solid circles) fitted by an exponential (solid lines) and calculations of the RQMD v2.3 run in cascade (dashed histograms) and mean-field (solid histograms) modes are presented in rapidity bins of 0.3 unit widths successively multiplied by increasing powers of 10.

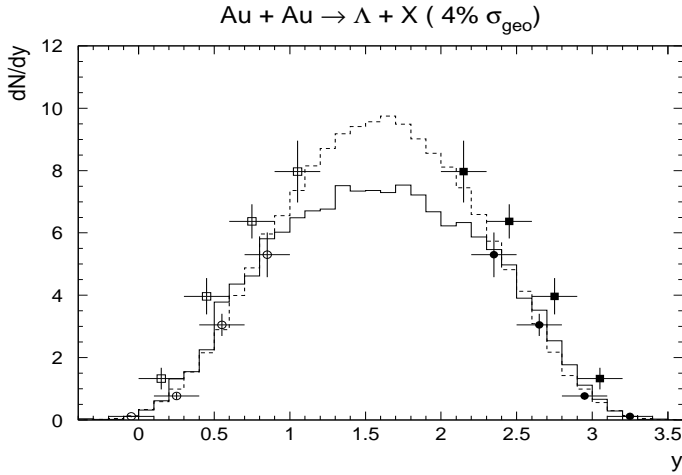


Figure 8.  $\Lambda$  rapidity distribution for centrality 4%  $\sigma_{geo}$ . The E877 data (circles) and E891 data (squares) are compared with the calculations of the RQMD v2.3 run in cascade (dashed histogram) and mean-field (solid histogram) modes. The data (solid symbols) are reflected about  $y_{cm} = 1.6$  (open symbols).

5. J. Barrette *et al.*, E877 Collaboration, Nucl. Phys. **A638** (1998) 69.
6. S. Voloshin and Y. Zhang, Z. Phys. **C70** (1996) 665.
7. P. Danielewicz *et al.*, Phys. Rev. Lett. **81** (1998) 2438.
8. C. Pinkenburg *et al.*, E895 Collaboration, nucl-ex/9903010, subm. to Phys. Rev. Lett.
9. J. Barrette *et al.*, E877 Collaboration, these proceedings.
10. G.Q. Li, C.M. Ko and B. Li, Phys. Rev. Lett. **74** (1995) 235.
11. A. Jahns *et al.*, Phys. Rev. Lett. **72** (1994) 3464.
12. T. Vongpaseuth, PhD Thesis, SUNY at Stony Brook, (1999).
13. G. Baym and P. Braun-Munzinger, Nucl. Phys. **A610** (1996) 286c.
14. J. Barrette *et al.*, E814/877 Collaboration, nucl-ex/9905003, subm. to Phys. Rev. **C**.
15. D. Miśkowiec, nucl-ex/9808003, procs. of CRIS 98, Acicastello, Italy, 8-12 June 1998.
16. Y.J. Qi, PhD Thesis, McGill University, (1999).
17. S. Ahmad *et al.*, E891 Collaboration, Phys. Lett. **B382** (1996) 35.