

Decay of neutron-rich Mn nuclides and deformation of heavy Fe isotopes

M. Hannawald¹, T. Kautzsch¹, A. Wöhr², W.B. Walters³, K.-L. Kratz¹, V.N. Fedoseyev⁴, V.I. Mishin⁴, W. Böhmer¹, B. Pfeiffer¹, V. Sebastian⁵, Y. Jading⁶, U. Köster⁷, J. Lettry⁶, H.L. Ravn⁶, and the ISOLDE Collaboration⁶

¹*Institut für Kernchemie, Universität Mainz, D-55099 Mainz, Germany*

²*Instituut voor Kern- en Strahlingsfysica, University of Leuven, B-3001 Leuven, Belgium*

³*Department of Chemistry, University of Maryland, College Park, MD 20742, USA*

⁴*Institute of Spectroscopy, Russian Academy of Sciences, RUS-142092 Troitzk, Russia*

⁵*Institut für Physik, Universität Mainz, D-55099 Mainz, Germany*

⁶*CERN, CH-1211 Geneva 23, Switzerland*

⁷*Physik-Department, TU München, D-85748 Garching, Germany*

(November 19, 2021)

The use of chemically selective laser ionization combined with β -delayed neutron counting at CERN/ISOLDE has permitted identification and half-life measurements for 623-ms ^{61}Mn up through 14-ms ^{69}Mn . The measured half-lives are found to be significantly longer near $N=40$ than the values calculated with a QRPA shell-model using ground-state deformations from the FRDM and ETFSI models. Gamma-ray singles and coincidence spectroscopy has been performed for $^{64,66}\text{Mn}$ decays to levels of $^{64,66}\text{Fe}$, revealing a significant drop in the energy of the first 2^+ state in these nuclides that suggests an unanticipated increase in collectivity near $N=40$.

PACS number(s): 21.10.Tg, 23.20.Lv, 23.40.Hc, 27.50.+e

Until recently, the principal data available for neutron-rich nuclides between ^{48}Ca and ^{78}Ni were the γ -spectroscopic data obtained in the 1980's at GSI [1,2] and the nuclear masses reported by Seifert et al. [3]. During the past three years, however, a number of new experimental studies on level structures and decay properties on Fe-group nuclei have been performed [4–9]. On the theoretical side, nuclear masses, ground-state (g.s.) deformations and β -decay properties were calculated by Möller et al. [10] on the basis of the FRDM mass model and the QRPA shell-model. Aboussir et al. [11] also calculated masses and g.s.-deformations on the basis of the ETFSI-1 approach that are not always in agreement with those of the FRDM for the Fe-group nuclides considered here. Earlier, Richter et al. [12] had performed fully microscopic shell-model calculations in this mass region and significantly underpredicted the measured [3] binding energies for the Cr to Fe isotopes with $N>36$. In addition to the clear nuclear-structure interest, the neutron-rich Fe-group nuclei may also play an important role as possible seed nuclei in the astrophysical r-process [13]. In the present paper, we report new measurements for the half-lives of heavy Mn nuclides up to ^{69}Mn and for the level structure of $^{64,66}\text{Fe}$ populated in the decays of $^{64,66}\text{Mn}$.

Manganese isotopes were produced at CERN by 1-GeV proton-induced spallation of uranium in a thick UC_2 target at the ISOLDE facility. The ionisation of the Mn atoms was accomplished using a chemically selective, three-step laser resonance excitation scheme as described in detail earlier [14].

Beams of Mn nuclides with masses differing by $\Delta A \geq 4$ were transported separately to two different beam lines equipped with moving tape systems where β -delayed neutron (d.n.) multiscaling and γ -ray singles and coincidence measurements could be performed independently. In both cases, counting took place directly at the point of deposit, and the tape systems were used to remove the daughter nuclides as well as unavoidable surface-ionized isobaric Ga activities. Because the Mn half-lives being sought are in the millisecond range, data acquisition in both systems was initiated by the CERN-PSB proton pulses, separated by a multiple of 1.2 s, and continued for 1.0 s for each cycle.

Beta-delayed neutron data of high statistical quality were collected by multiscaling measurements using the Mainz $4\pi^3\text{He}$ neutron counter. The time dependence of the counting rates for $^{65-69}\text{Mn}$ is shown in Figure 1. The decay curves were fitted with a constant small d.n.-background component up through $A=65$. Because there exist no measured d.n.-emission probabilities (P_n -values) for the $A>65$ daughter and grand-daughter isobars, for the fits of the heavier isotopes were performed using theoretical P_n -values [10] along with the known half-lives [5,7,8,15]. For $A=66$ to 68, the contributions from d.n.-emission of the Fe and Co isobars are quite small and actually do not affect the Mn half-life fits. For $A=69$,

however, a multi-component fit was necessary to account for the significant Fe and Co d.n.-branches. The resulting data are summarized in Table 1, and are compared to literature values and QRPA predictions using experimental masses as far as they are available [15] and g.s.-deformations of the β -decay daughter isotopes from the FRDM [10] and ETFSI [11] models.

For $^{61-63}\text{Mn}$, the half-lives that we have observed are somewhat shorter than the literature values and have considerably smaller uncertainties. In a recent report of a parallel experiment at Ganil, Sorlin et al. [5] found half-lives similar to ours for $^{64-66}\text{Mn}$. However, neither our nor their data are in agreement with those reported by Ameil et al. at ENAM'95 [7] and cited in NUBASE [15]. In a subsequent publication the same authors report somewhat shorter half-lives for these nuclides [16], however still exceeding our and Sorlin's values. Similarly, Franchoo et al. found systematic differences between their Ni half-lives [8] and those reported in [7,16]. These deviations gain particular importance when considering the conclusion of Ameil et al. that recent theoretical half-lives are not an improvement over calculations made almost a decade ago [16].

A comparison of the experimental Mn half-lives with the predictions derived from QRPA calculations of Gamow-Teller (GT) strength functions [17] (see Table 1) indicates that the theoretical half-lives for the g.s.-decays of $^{61-66}\text{Mn}$ are on the average shorter than the measured ones by a factor of 2.6, whereas for the heaviest isotopes $^{67-69}\text{Mn}$ the agreement becomes gradually better. When looking in more detail into the theoretical β -strength distributions, it becomes evident that in the decay of all neutron-rich Mn isotopes considered here, the (low-lying) $\nu f_{5/2} \rightarrow \pi f_{7/2}$ transition is strongly dominating the GT-decay with $I_\beta \simeq 85-95\%$ and $\log(ft) \simeq 4.0$, practically independent of the assumed g.s.-shape of the Fe daughters [10,11]. As will be discussed later, this GT-pattern is, indeed, observed in the γ -data of ^{64}Mn and ^{66}Mn decay. With this rather "simple" decay pattern, already the differences between the experimental and theoretical half-lives seem to reflect the actual strength of this specific spin-flip transition.

The γ -ray data were written in event-by-event mode for β -gated γ -singles as well as $\gamma\gamma(t)$ coincidences with time recorded relative to each proton pulse. In this way, consecutive spectra of variable time intervals could be reconstructed from the data. As considerable data exist for the structure of even-even Fe nuclides up to $A=62$, in the present study we have focused on the γ -spectra for decay of 89-ms ^{64}Mn and 66-ms ^{66}Mn .

At $A=64$, γ -ray peaks up to 4.2 MeV could be assigned to the decay of ^{64}Mn . More than 20 lines have been incorporated into a decay scheme of at least 8 excited levels [18]. In the upper part of Figure 2 are shown partial γ -ray spectra, one for the time period from 40 ms to 140 ms after the PSB proton pulses, and a second for the time

slice from 800 ms to 900 ms after bombardment. The most intense line in the early ^{64}Mn spectrum that decays with a short half-life is at 746 keV. With the intensity of this γ -line being more than five-times stronger than the next most intense peak, it is taken to be the 2^+ to 0^+ transition in the even-even daughter ^{64}Fe . As five of the eight levels appear to depopulate to both the g.s. and the first 2^+ level, a low spin for the g.s. of ^{64}Mn is indicated. No candidate has so far been identified unambiguously for the 4^+ to 2^+ transition. On the basis of the observed $\gamma\gamma$ -coincidences, strong GT-feeding to levels near 3.5 MeV in ^{64}Fe is indicated [18], as predicted by our QRPA calculations.

More than 20 γ -ray lines with energies up to at least 4.2 MeV have also been observed in the decay of 66-ms ^{66}Mn and incorporated into a partial level scheme containing 11 levels. We show in the lower part of Figure 2 a portion of the first and of a late spectrum (see above) between 525 keV and 900 keV. In the early spectrum, the strongest line by far is at 573 keV which is – as in the above case of ^{64}Fe – taken as the g.s.-transition from the first 2^+ state in even-even ^{66}Fe . The relatively weak γ line at 840 keV (also shown in Figure 2) is found in coincidence with the 573-keV level and decays with the same half-life. Hence, it is assigned as depopulating the second excited state at 1414 keV and given a tentative spin and parity of 4^+ . A number of high-energy g.s.-transitions ($E > 2.7$ MeV) again indicates strong GT-feeding to that energy region [18], as predicted by the QRPA.

At both $A=64$ and 66 , it was also possible to identify the growth and decay of known daughter and grand-daughter Fe and Co lines; whereas the lines from long-lived, surface-ionized ^{64}Ga and ^{66}Ga showed no change in intensity in our 1.0 s measuring period.

The 2_1^+ energies and the E_4/E_2 ratios for even-even $_{24}\text{Cr}$ to $_{32}\text{Ge}$ isotopes are shown in Figure 3. As is well established, the 2^+ energy in the $Z=28$ Ni nuclides rises sharply at $N=40$ and exhibits clear evidence for a semi-double shell closure, similar to that for $Z=40$, $N=50$ in ^{90}Zr . Recent studies of the structure of ^{69}Ni and ^{69}Cu are consistent with the closed-shell character of ^{68}Ni [8,9].

Raman et al. [19] have presented an extensive discussion of the relationship between 2^+ energies, $B(E2)$ values and collectivity. In particular, they have shown the inverse correlation between 2^+ energies and deformation. Similar correlations of $B(E2)$ values with energy have recently been presented by Azaiez and Sorlin [20]. Hence, the direct interpretation of the drop in 2^+ energy from 877 keV in ^{62}Fe to 573 keV in ^{66}Fe would be an increase in deformation. Because of the large quantity of data available, including the $B(E2)$ systematics [19], there is general agreement on deformation values of $\beta_2 \simeq 0.18$ for the lighter Fe nuclides. For the heavier isotopes where only few data are available, both the FRDM [10] and new calculations using the Relativistic Mean Field approach [21] indicate deformation of ~ 0.21 for ^{62}Fe and then dropping

toward values below 0.1 for ^{66}Fe . In contrast, the ETFSI calculations [11], show a value of $\beta_2=0.18$ for ^{62}Fe that rises to 0.27 for ^{66}Fe .

The data in Figure 3 reveal that both the 2_1^+ energy and $4^+/2^+$ ratio for $^{66}\text{Fe}_{40}$ are comparable to those of stable $^{76}\text{Ge}_{44}$. Extensive studies of the structure of the stable Ge nuclides [22,23] have indicated a range of deformation values between $\beta_2=0.22$ and 0.28 for ^{76}Ge . Azaiez and Sorlin recently reported a β_2 -value of 0.23 for $^{72}\text{Zn}_{42}$ that has a 2^+ energy of 653 keV [20]. Combining all of the above approaches, we deduce a $\beta_2 \simeq 0.26$ for $^{66}\text{Fe}_{40}$. Thus, we conclude that the trends we observe for the Fe isotopes are reproduced only by the ETFSI calculations [11].

We attribute this increase of deformation to the strong proton-neutron (pn) interaction between the two $f_{7/2}$ proton holes and the $g_{9/2}$ neutrons, which results in a dramatic lowering of the energy of the $\nu g_{9/2}$ orbital. The effect of interactions between protons and neutrons in high- j orbitals has also been discussed in [8] for odd-mass Cu nuclides near $N=40$. In that paper, a sharp lowering of the energy of the $\pi f_{5/2}$ orbital was observed with increasing occupancy of the $\nu g_{9/2}$ state.

For the neutron-rich Fe and Mn nuclides, one effect of this strong pn-interaction is to lower the energy of the $\nu g_{9/2}$ orbital. For example, the recent report of a $9/2^+$ M2 isomer in $^{61}\text{Fe}_{35}$ at 861 keV is well below the 1292-keV position of the $\nu g_{9/2}$ state in isotonic $^{63}\text{Ni}_{35}$ [9]. Because of the lowered position of the base $\nu g_{9/2}$ orbital, it can be seen by reference to Figure 12 in [10] or Figure 7 in [5b] that, as the neutron number increases beyond 36, the down-sloping $\nu[440]1/2^+$ and $\nu[431]3/2^+$ orbitals are more likely to be occupied than the spherical orbitals thus generating increased deformation at $N=40$. This collectivity increase beyond $N=36$ can be seen to correlate with the difference between the masses calculated with a spherical model and the measured values shown by Richter et al. [12] in their Figure 1. From the trends in that figure, it can be expected that $^{64}\text{Cr}_{40}$ may be even more deformed than $^{66}\text{Fe}_{40}$.

Moreover, such a change in neutron occupancy near $N=40$ may help to account for the retarded Mn β -decay rates described earlier. The decay of the odd-mass Mn nuclides would be considered as “even-jumping” transitions as described by Kisslinger and Sorensen [24]. For such transitions, the β -decay rate λ is proportional to $(V_n \cdot V_p)^2 \cdot M^2$, where M^2 is the pure decay matrix element and V represents the proton/neutron occupancy values. As noted earlier, the allowed GT β -decay is dominated by the $\nu f_{5/2} \rightarrow \pi f_{7/2}$ transition. Because of the increase in deformation, the negative parity orbitals $\nu[301]3/2^-$ and $\nu[303]5/2^-$ with $\nu f_{5/2}$ parentage are up-sloping and are thus displaced from the region near the Fermi surface. Instead, the 37th through 40th neutrons will preferentially fill the down-sloping low- j , positive-parity or-

bitals with $\nu g_{9/2}$ origin that can only undergo forbidden β -decay. The lowered occupancy of the above critical negative-parity states may well be directly responsible for the observed retardation of the β -decay rates for Mn nuclides with $N \simeq 40$. Moreover, the ultimate increase in occupancy for these orbitals that must occur for $N > 40$ also accounts for the gradual convergence of the calculated half-lives and the newly measured values for $^{67-69}\text{Mn}_{42-44}$.

This work was supported by the German BMBF (06MZ864) and DFG (436RUS/17/40/97 and Kr806/3), the Russian Foundation for Basic Research (96-02-18331), the Belgian FWO, and the U.S. DOE.

| Mass | This Work | Half-life [ms] | | QRPA | |
|------|-----------|----------------|-------|------|------|
| | | Lit. | Ref. | [10] | [11] |
| 61 | 623(10) | 710(10) | [2] | 234 | 231 |
| 62 | 671(5) | 880(150) | [15] | 267 | 274 |
| 63 | 275(4) | 282(18) | [15] | 76 | 76 |
| 64 | 89(4) | 321(22) | [5] | 67 | 105 |
| | | 240(30) | [7] | | |
| 65 | 88(4) | 140(30) | [16] | 39 | 46 |
| | | 91(7) | [5] | | |
| | | 160(30) | [7] | | |
| | | 110(20) | [16] | | |
| 66 | 66(4) | 88(7) | [5] | 21 | 23 |
| | | 220(40) | [7] | | |
| | | 90(20) | [16] | | |
| 67 | 42(4) | 62(13) | [5] | 25 | 27 |
| | | 68 | 28(4) | 18 | 25 |
| 69 | 14(4) | | | 16 | 14 |

-
- [1] U. Bosch et al., Phys. Lett. B164, 22 (1985); and Nucl. Phys. A477, 89 (1988).
[2] E. Runte et al., Nucl. Phys. A399, 163 (1983).
[3] H.L. Seifert et al., Z. Phys. A349, 25 (1994).
[4] T. Pawlat et al., LNL 1995 Progress Report, LNL-INFN 105/96, 7 (1996); and R. Broda et al., Il Nuovo Cimento, in print (1998).
[5] O. Sorlin et al., Proc. ENAM'95, Ed. Frontieres, p. 603 (1995); Nucl. Phys. A632, 205 (1998); and Il Nuovo Cimento, in press (1998).
[6] T. Dörfler et al., Phys. Rev. C54, 2894 (1996).
[7] F. Ameil et al., Proc. ENAM'95, Ed. Frontieres, p. 537 (1995).
[8] S. Franchoo et al., Phys. Rev. Lett. 81, 3100 (1998).
[9] R. Grzywacz et al., Phys. Rev. Lett. 81, 766 (1998).
[10] P. Möller et al., At. Data Nucl. Data Tables 59, 183 (1995), and 66, 131 (1997).
[11] Y. Aboussir et al., At. Data Nucl. Data Tables 61, 127 (1995).
[12] W.A. Richter et al., Nucl. Phys. A586, 445 (1995).
[13] K. Takahashi et al., Astron. Astrophys. 286, 857 (1994).
[14] V.I. Mishin et al., Nucl. Instr. and Meth. B73, 550 (1993), and B126, 88 (1997).
[15] G. Audi et al., Nucl. Phys. A634, 1 (1997).
[16] F. Ameil et al., Eur. Phys. J. A1, 275 (1998).
[17] P. Möller and J. Randrup, Nucl. Phys. A514, 1 (1990).
[18] M. Hannawald et al., to be published.
[19] S. Raman and C.W. Nestor, Phys. Rev. C43, 556 (1991).
[20] F. Azaiez and O. Sorlin, Nucl. Phys. News 8, 34 (1998).
[21] D. Hirata et al., Nucl. Phys. A616, 438c (1997).
[22] R. Lecomte et al., Phys. Rev. C22, 1530, and 2420 (1980).
[23] M. Huhta et al., Phys. Rev. C58, 3187 (1998).
[24] L.S. Kisslinger and R.A. Sorensen, Rev. Mod. Phys. 35, 853 (1963).

TABLE I. Experimental and theoretical half-lives for the neutron-rich Mn nuclides. In the QRPA calculations, deformation values $\beta_2(\text{Fe})$ were taken from FRDM [10] and ETFSI [11].

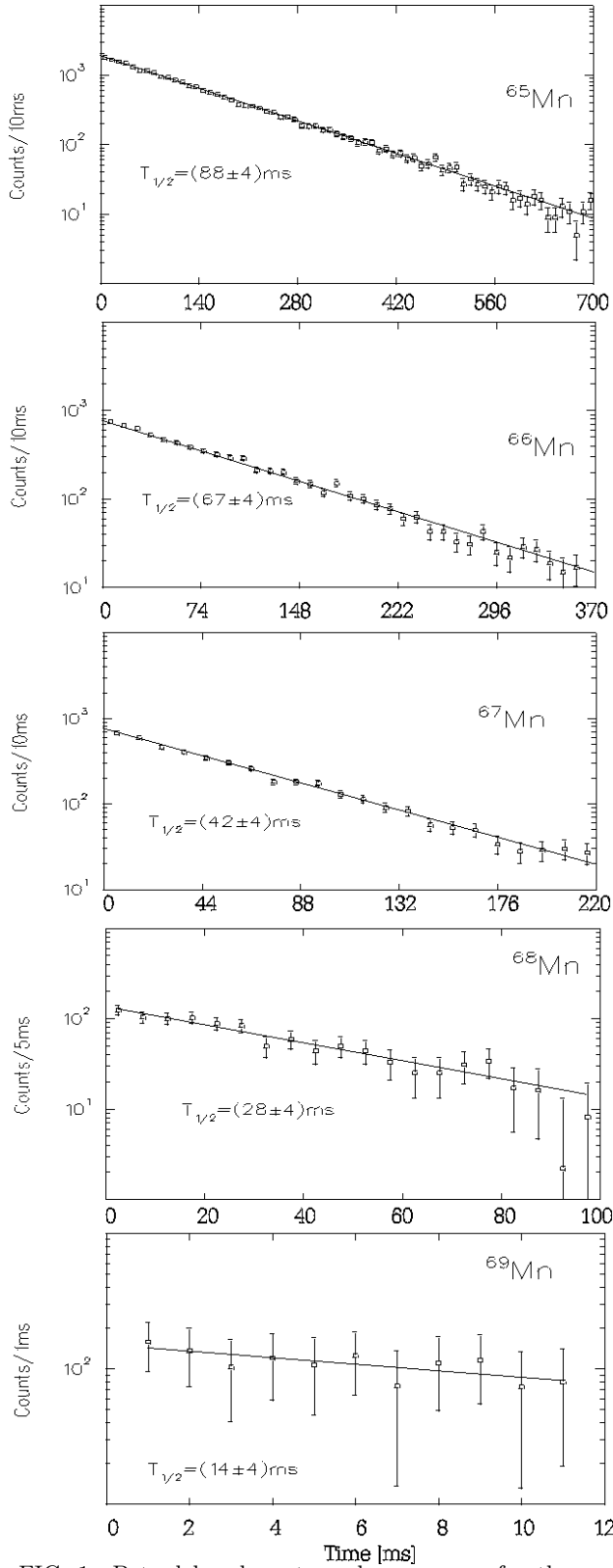


FIG. 1. Beta-delayed neutron decay curves for the neutron-rich isotopes $^{65-69}\text{Mn}$.

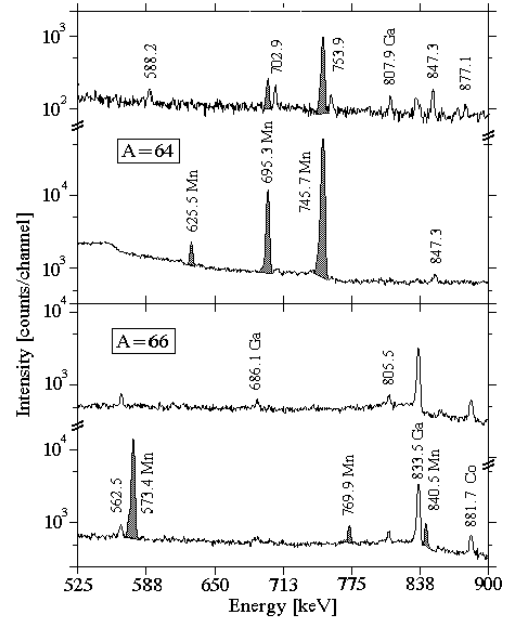


FIG. 2. Partial γ -ray spectra taken at $A=64$ (upper part) and $A=66$ (lower part), one for the time period from 40 ms to 140 ms after the PSB proton pulses, and a second for the time slice from 800 ms to 900 ms after bombardment.

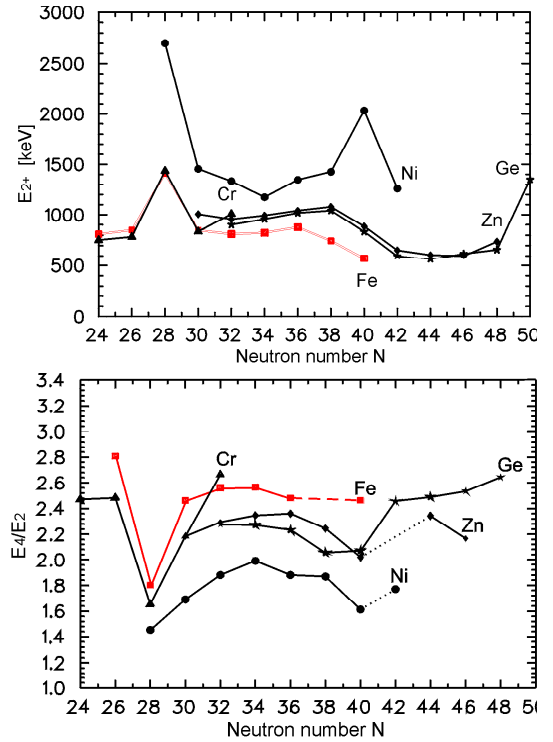


FIG. 3. Energies of the first 2^+ levels and E_{4^+}/E_{2^+} ratios of even-even ^{24}Cr to ^{32}Ge nuclides.