

**Modifications to Di-Jet Hadron Pair Correlations in Au+Au Collisions at**  
 $\sqrt{s_{NN}} = 200 \text{ GeV}$

S.S. Adler,<sup>5</sup> S. Afanasiev,<sup>17</sup> C. Aidala,<sup>5</sup> N.N. Ajitanand,<sup>43</sup> Y. Akiba,<sup>20,38</sup> J. Alexander,<sup>43</sup> R. Amirkas,<sup>12</sup> L. Aphecetche,<sup>45</sup> S.H. Aronson,<sup>5</sup> R. Auerbeck,<sup>44</sup> T.C. Awes,<sup>35</sup> R. Azmoun,<sup>44</sup> V. Babintsev,<sup>15</sup> A. Baldissieri,<sup>10</sup> K.N. Barish,<sup>6</sup> P.D. Barnes,<sup>27</sup> B. Bassalleck,<sup>33</sup> S. Bathe,<sup>30</sup> S. Batsouli,<sup>9</sup> V. Baublis,<sup>37</sup> A. Bazilevsky,<sup>39,15</sup> S. Belikov,<sup>16,15</sup> Y. Berdnikov,<sup>40</sup> S. Bhagavatula,<sup>16</sup> J.G. Boissevain,<sup>27</sup> H. Borel,<sup>10</sup> S. Borenstein,<sup>25</sup> M.L. Brooks,<sup>27</sup> D.S. Brown,<sup>34</sup> N. Bruner,<sup>33</sup> D. Bucher,<sup>30</sup> H. Buesching,<sup>30</sup> V. Bumazhnov,<sup>15</sup> G. Bunce,<sup>5,39</sup> J.M. Burward-Hoy,<sup>26,44</sup> S. Butsyk,<sup>44</sup> X. Camard,<sup>45</sup> J.-S. Chai,<sup>18</sup> P. Chand,<sup>4</sup> W.C. Chang,<sup>2</sup> S. Chernichenko,<sup>15</sup> C.Y. Chi,<sup>9</sup> J. Chiba,<sup>20</sup> M. Chiu,<sup>9</sup> I.J. Choi,<sup>52</sup> J. Choi,<sup>19</sup> R.K. Choudhury,<sup>4</sup> T. Chujo,<sup>5</sup> V. Cianciolo,<sup>35</sup> Y. Cobigo,<sup>10</sup> B.A. Cole,<sup>9</sup> P. Constantin,<sup>16</sup> D. d'Enterria,<sup>45</sup> G. David,<sup>5</sup> H. Delagrangé,<sup>45</sup> A. Denisov,<sup>15</sup> A. Deshpande,<sup>39</sup> E.J. Desmond,<sup>5</sup> A. Devismes,<sup>44</sup> O. Dietzsch,<sup>41</sup> O. Drapier,<sup>25</sup> A. Drees,<sup>44</sup> R. du Rietz,<sup>29</sup> A. Durum,<sup>15</sup> D. Dutta,<sup>4</sup> Y.V. Efremenko,<sup>35</sup> K. El Chenawi,<sup>49</sup> A. Enokizono,<sup>14</sup> H. En'yo,<sup>38,39</sup> S. Esumi,<sup>48</sup> L. Ewell,<sup>5</sup> D.E. Fields,<sup>33,39</sup> F. Fleuret,<sup>25</sup> S.L. Fokin,<sup>23</sup> B.D. Fox,<sup>39</sup> Z. Fraenkel,<sup>51</sup> J.E. Frantz,<sup>9</sup> A. Franz,<sup>5</sup> A.D. Frawley,<sup>12</sup> S.-Y. Fung,<sup>6</sup> S. Garpman,<sup>29</sup> \* T.K. Ghosh,<sup>49</sup> A. Glenn,<sup>46</sup> G. Gogiberidze,<sup>46</sup> M. Gonin,<sup>25</sup> J. Gosset,<sup>10</sup> Y. Goto,<sup>39</sup> R. Granier de Cassagnac,<sup>25</sup> N. Grau,<sup>16</sup> S.V. Greene,<sup>49</sup> M. Grosse Perdekamp,<sup>39</sup> W. Guryn,<sup>5</sup> H.-Å. Gustafsson,<sup>29</sup> T. Hachiya,<sup>14</sup> J.S. Haggerty,<sup>5</sup> H. Hamagaki,<sup>8</sup> A.G. Hansen,<sup>27</sup> E.P. Hartouni,<sup>26</sup> M. Harvey,<sup>5</sup> R. Hayano,<sup>8</sup> N. Hayashi,<sup>38</sup> X. He,<sup>13</sup> M. Heffner,<sup>26</sup> T.K. Hemmick,<sup>44</sup> J.M. Heuser,<sup>44</sup> M. Hibino,<sup>50</sup> J.C. Hill,<sup>16</sup> W. Holzmann,<sup>43</sup> K. Homma,<sup>14</sup> B. Hong,<sup>22</sup> A. Hoover,<sup>34</sup> T. Ichihara,<sup>38,39</sup> V.V. Ikonnikov,<sup>23</sup> K. Imai,<sup>24,38</sup> D. Isenhower,<sup>1</sup> M. Ishihara,<sup>38</sup> M. Issah,<sup>43</sup> A. Isupov,<sup>17</sup> B.V. Jacak,<sup>44</sup> W.Y. Jang,<sup>22</sup> Y. Jeong,<sup>19</sup> J. Jia,<sup>44</sup> O. Jinnouchi,<sup>38</sup> B.M. Johnson,<sup>5</sup> S.C. Johnson,<sup>26</sup> K.S. Joo,<sup>31</sup> D. Jouan,<sup>36</sup> S. Kametani,<sup>8,50</sup> N. Kamihara,<sup>47,38</sup> J.H. Kang,<sup>52</sup> S.S. Kapoor,<sup>4</sup> K. Katou,<sup>50</sup> S. Kelly,<sup>9</sup> B. Khachaturov,<sup>51</sup> A. Khanzadeev,<sup>37</sup> J. Kikuchi,<sup>50</sup> D.H. Kim,<sup>31</sup> D.J. Kim,<sup>52</sup> D.W. Kim,<sup>19</sup> E. Kim,<sup>42</sup> G.-B. Kim,<sup>25</sup> H.J. Kim,<sup>52</sup> E. Kistenev,<sup>5</sup> A. Kiyomichi,<sup>48</sup> K. Kiyoyama,<sup>32</sup> C. Klein-Boesing,<sup>30</sup> H. Kobayashi,<sup>38,39</sup> L. Kochenda,<sup>37</sup> V. Kochetkov,<sup>15</sup> D. Koehler,<sup>33</sup> T. Kohama,<sup>14</sup> M. Kopytine,<sup>44</sup> D. Kotchetkov,<sup>6</sup> A. Kozlov,<sup>51</sup> P.J. Kroon,<sup>5</sup> C.H. Kuberg,<sup>1,27</sup> K. Kurita,<sup>39</sup> Y. Kuroki,<sup>48</sup> M.J. Kweon,<sup>22</sup> Y. Kwon,<sup>52</sup> G.S. Kyle,<sup>34</sup> R. Lacey,<sup>43</sup> V. Ladygin,<sup>17</sup> J.G. Lajoie,<sup>16</sup> A. Lebedev,<sup>16,23</sup> S. Leckey,<sup>44</sup> D.M. Lee,<sup>27</sup> S. Lee,<sup>19</sup> M.J. Leitch,<sup>27</sup> X.H. Li,<sup>6</sup> H. Lim,<sup>42</sup> A. Litvinenko,<sup>17</sup> M.X. Liu,<sup>27</sup> Y. Liu,<sup>36</sup> C.F. Maguire,<sup>49</sup> Y.I. Makdisi,<sup>5</sup> A. Malakhov,<sup>17</sup> V.I. Manko,<sup>23</sup> Y. Mao,<sup>7,38</sup> G. Martinez,<sup>45</sup> M.D. Marx,<sup>44</sup> H. Masui,<sup>48</sup> F. Matathias,<sup>44</sup> T. Matsumoto,<sup>8,50</sup> P.L. McGaughey,<sup>27</sup> E. Melnikov,<sup>15</sup> F. Messer,<sup>44</sup> Y. Miake,<sup>48</sup> J. Milan,<sup>43</sup> T.E. Miller,<sup>49</sup> A. Milov,<sup>44,51</sup> S. Mioduszewski,<sup>5</sup> R.E. Mischke,<sup>27</sup> G.C. Mishra,<sup>13</sup> J.T. Mitchell,<sup>5</sup> A.K. Mohanty,<sup>4</sup> D.P. Morrison,<sup>5</sup> J.M. Moss,<sup>27</sup> F. Mühlbacher,<sup>44</sup> D. Mukhopadhyay,<sup>51</sup> M. Muniruzzaman,<sup>6</sup> J. Murata,<sup>38,39</sup> S. Nagamiya,<sup>20</sup> J.L. Nagle,<sup>9</sup> T. Nakamura,<sup>14</sup> B.K. Nandi,<sup>6</sup> M. Nara,<sup>48</sup> J. Newby,<sup>46</sup> P. Nilsson,<sup>29</sup> A.S. Nyanin,<sup>23</sup> J. Nystrand,<sup>29</sup> E. O'Brien,<sup>5</sup> C.A. Ogilvie,<sup>16</sup> H. Ohnishi,<sup>5,38</sup> I.D. Ojha,<sup>49,3</sup> K. Okada,<sup>38</sup> M. Ono,<sup>48</sup> V. Onuchin,<sup>15</sup> A. Oskarsson,<sup>29</sup> I. Otterlund,<sup>29</sup> K. Oyama,<sup>8</sup> K. Ozawa,<sup>8</sup> D. Pal,<sup>51</sup> A.P.T. Palounek,<sup>27</sup> V. Pantuev,<sup>44</sup> V. Papavassiliou,<sup>34</sup> J. Park,<sup>42</sup> A. Parmar,<sup>33</sup> S.F. Pate,<sup>34</sup> T. Peitzmann,<sup>30</sup> J.-C. Peng,<sup>27</sup> V. Peresedov,<sup>17</sup> C. Pinkenburg,<sup>5</sup> R.P. Pisani,<sup>5</sup> F. Plasil,<sup>35</sup> M.L. Purschke,<sup>5</sup> A.K. Purwar,<sup>44</sup> J. Rak,<sup>16</sup> I. Ravinovich,<sup>51</sup> K.F. Read,<sup>35,46</sup> M. Reuter,<sup>44</sup> K. Reygers,<sup>30</sup> V. Riabov,<sup>37,40</sup> Y. Riabov,<sup>37</sup> G. Roche,<sup>28</sup> A. Romana,<sup>25</sup> M. Rosati,<sup>16</sup> P. Rosnet,<sup>28</sup> S.S. Ryu,<sup>52</sup> M.E. Sadler,<sup>1</sup> N. Saito,<sup>38,39</sup> T. Sakaguchi,<sup>8,50</sup> M. Sakai,<sup>32</sup> S. Sakai,<sup>48</sup> V. Samsonov,<sup>37</sup> L. Sanfratello,<sup>33</sup> R. Santo,<sup>30</sup> H.D. Sato,<sup>24,38</sup> S. Sato,<sup>5,48</sup> S. Sawada,<sup>20</sup> Y. Schutz,<sup>45</sup> V. Semenov,<sup>15</sup> R. Seto,<sup>6</sup> M.R. Shaw,<sup>1,27</sup> T.K. Shea,<sup>5</sup> T.-A. Shibata,<sup>47,38</sup> K. Shigaki,<sup>14,20</sup> T. Shiina,<sup>27</sup> C.L. Silva,<sup>41</sup> D. Silvermyr,<sup>27,29</sup> K.S. Sim,<sup>22</sup> C.P. Singh,<sup>3</sup> V. Singh,<sup>3</sup> M. Sivertz,<sup>5</sup> A. Soldatov,<sup>15</sup> R.A. Soltz,<sup>26</sup> W.E. Sondheim,<sup>27</sup> S.P. Sorensen,<sup>46</sup> I.V. Sourikova,<sup>5</sup> F. Staley,<sup>10</sup> P.W. Stankus,<sup>35</sup> E. Stenlund,<sup>29</sup> M. Stepanov,<sup>34</sup> A. Ster,<sup>21</sup> S.P. Stoll,<sup>5</sup> T. Sugitate,<sup>14</sup> J.P. Sullivan,<sup>27</sup> E.M. Takagui,<sup>41</sup> A. Taketani,<sup>38,39</sup> M. Tamai,<sup>50</sup> K.H. Tanaka,<sup>20</sup> Y. Tanaka,<sup>32</sup> K. Tanida,<sup>38</sup> M.J. Tannenbaum,<sup>5</sup> P. Tarján,<sup>11</sup> J.D. Tepe,<sup>1,27</sup> T.L. Thomas,<sup>33</sup> J. Tojo,<sup>24,38</sup> H. Torii,<sup>24,38</sup> R.S. Towell,<sup>1</sup> I. Tseruya,<sup>51</sup> H. Tsuruoka,<sup>48</sup> S.K. Tuli,<sup>3</sup> H. Tydesjö,<sup>29</sup> N. Tyurin,<sup>15</sup> H.W. van Hecke,<sup>27</sup> J. Velkovska,<sup>5,44</sup> M. Velkovsky,<sup>44</sup> V. Veszprémi,<sup>11</sup> L. Villatte,<sup>46</sup> A.A. Vinogradov,<sup>23</sup> M.A. Volkov,<sup>23</sup> E. Vznuzdaev,<sup>37</sup> X.R. Wang,<sup>13</sup> Y. Watanabe,<sup>38,39</sup> S.N. White,<sup>5</sup> F.K. Wohn,<sup>16</sup> C.L. Woody,<sup>5</sup> W. Xie,<sup>6</sup> Y. Yang,<sup>7</sup> A. Yanovich,<sup>15</sup> S. Yokkaichi,<sup>38,39</sup> G.R. Young,<sup>35</sup> I.E. Yushmanov,<sup>23</sup> W.A. Zajc,<sup>9,†</sup> C. Zhang,<sup>9</sup> S. Zhou,<sup>7</sup> S.J. Zhou,<sup>51</sup> and L. Zolin<sup>17</sup>

(PHENIX Collaboration)

<sup>1</sup>Abilene Christian University, Abilene, TX 79699, USA

<sup>2</sup>Institute of Physics, Academia Sinica, Taipei 11529, Taiwan

<sup>3</sup>Department of Physics, Banaras Hindu University, Varanasi 221005, India

<sup>4</sup>Bhabha Atomic Research Centre, Bombay 400 085, India

- <sup>5</sup>Brookhaven National Laboratory, Upton, NY 11973-5000, USA  
<sup>6</sup>University of California - Riverside, Riverside, CA 92521, USA  
<sup>7</sup>China Institute of Atomic Energy (CIAE), Beijing, People's Republic of China  
<sup>8</sup>Center for Nuclear Study, Graduate School of Science, University of Tokyo, 7-3-1 Hongo, Bunkyo, Tokyo 113-0033, Japan  
<sup>9</sup>Columbia University, New York, NY 10027 and Nevis Laboratories, Irvington, NY 10533, USA  
<sup>10</sup>Dapnia, CEA Saclay, F-91191, Gif-sur-Yvette, France  
<sup>11</sup>Debrecen University, H-4010 Debrecen, Egyetem tér 1, Hungary  
<sup>12</sup>Florida State University, Tallahassee, FL 32306, USA  
<sup>13</sup>Georgia State University, Atlanta, GA 30303, USA  
<sup>14</sup>Hiroshima University, Kagamiyama, Higashi-Hiroshima 739-8526, Japan  
<sup>15</sup>IHEP Protvino, State Research Center of Russian Federation, Institute for High Energy Physics, Protvino, 142281, Russia  
<sup>16</sup>Iowa State University, Ames, IA 50011, USA  
<sup>17</sup>Joint Institute for Nuclear Research, 141980 Dubna, Moscow Region, Russia  
<sup>18</sup>KAERI, Cyclotron Application Laboratory, Seoul, South Korea  
<sup>19</sup>Kangnung National University, Kangnung 210-702, South Korea  
<sup>20</sup>KEK, High Energy Accelerator Research Organization, Tsukuba, Ibaraki 305-0801, Japan  
<sup>21</sup>KFKI Research Institute for Particle and Nuclear Physics of the Hungarian Academy of Sciences (MTA KFKI RMKI), H-1525 Budapest 114, POBox 49, Budapest, Hungary  
<sup>22</sup>Korea University, Seoul, 136-701, Korea  
<sup>23</sup>Russian Research Center "Kurchatov Institute", Moscow, Russia  
<sup>24</sup>Kyoto University, Kyoto 606-8502, Japan  
<sup>25</sup>Laboratoire Leprince-Ringuet, Ecole Polytechnique, CNRS-IN2P3, Route de Saclay, F-91128, Palaiseau, France  
<sup>26</sup>Lawrence Livermore National Laboratory, Livermore, CA 94550, USA  
<sup>27</sup>Los Alamos National Laboratory, Los Alamos, NM 87545, USA  
<sup>28</sup>LPC, Université Blaise Pascal, CNRS-IN2P3, Clermont-Fd, 63177 Aubiere Cedex, France  
<sup>29</sup>Department of Physics, Lund University, Box 118, SE-221 00 Lund, Sweden  
<sup>30</sup>Institut für Kernphysik, University of Muenster, D-48149 Muenster, Germany  
<sup>31</sup>Myongji University, Yongin, Kyonggido 449-728, Korea  
<sup>32</sup>Nagasaki Institute of Applied Science, Nagasaki-shi, Nagasaki 851-0193, Japan  
<sup>33</sup>University of New Mexico, Albuquerque, NM 87131, USA  
<sup>34</sup>New Mexico State University, Las Cruces, NM 88003, USA  
<sup>35</sup>Oak Ridge National Laboratory, Oak Ridge, TN 37831, USA  
<sup>36</sup>IPN-Orsay, Université Paris Sud, CNRS-IN2P3, BP1, F-91406, Orsay, France  
<sup>37</sup>PNPI, Petersburg Nuclear Physics Institute, Gatchina, Russia  
<sup>38</sup>RIKEN, The Institute of Physical and Chemical Research, Wako, Saitama 351-0198, Japan  
<sup>39</sup>RIKEN BNL Research Center, Brookhaven National Laboratory, Upton, NY 11973-5000, USA  
<sup>40</sup>Saint Petersburg State Polytechnic University, St. Petersburg, Russia  
<sup>41</sup>Universidade de São Paulo, Instituto de Física, Caixa Postal 66318, São Paulo CEP05315-970, Brazil  
<sup>42</sup>System Electronics Laboratory, Seoul National University, Seoul, South Korea  
<sup>43</sup>Chemistry Department, Stony Brook University, SUNY, Stony Brook, NY 11794-3400, USA  
<sup>44</sup>Department of Physics and Astronomy, Stony Brook University, SUNY, Stony Brook, NY 11794, USA  
<sup>45</sup>SUBATECH (Ecole des Mines de Nantes, CNRS-IN2P3, Université de Nantes) BP 20722 - 44307, Nantes, France  
<sup>46</sup>University of Tennessee, Knoxville, TN 37996, USA  
<sup>47</sup>Department of Physics, Tokyo Institute of Technology, Tokyo, 152-8551, Japan  
<sup>48</sup>Institute of Physics, University of Tsukuba, Tsukuba, Ibaraki 305, Japan  
<sup>49</sup>Vanderbilt University, Nashville, TN 37235, USA  
<sup>50</sup>Waseda University, Advanced Research Institute for Science and Engineering, 17 Kikui-cho, Shinjuku-ku, Tokyo 162-0044, Japan  
<sup>51</sup>Weizmann Institute, Rehovot 76100, Israel  
<sup>52</sup>Yonsei University, IPAP, Seoul 120-749, Korea

(Dated: November 1, 2018)

Azimuthal correlations of high- $p_T$  charged hadron pairs from (di-)jet-fragmentation are studied at mid-rapidity in Au+Au collisions at  $\sqrt{s_{NN}}=200$  GeV. The distribution of jet-associated partner hadrons ( $1.0 < p_T < 2.5$  GeV/c) per trigger hadron ( $2.5 < p_T < 4.0$  GeV/c) is found to vary with collision centrality, both in shape and in yield, indicating a significant effect of the nuclear collision medium on the (di-)jet fragmentation process.

PACS numbers: 25.75.Dw

Energetic collisions between heavy ions at the Relativistic Heavy Ion Collider (RHIC) have been shown to produce matter with extremely high energy density [1].

This matter has been observed to strongly suppress the yield of hadrons with large transverse momenta in central Au+Au collisions, compared to yields in p+p col-

lisions scaled by the number of binary nucleon-nucleon collisions [2, 3, 4, 5]. Such a suppression was predicted to result from energy loss of hard-scattered partons (light quarks and gluons) traversing the dense matter prior to forming the observed hadrons [6, 7]. If the parton encounters a sufficient amount of dense matter, the energy loss could strongly modify its fragmentation into jets of hadrons.

Strong suppression of the away-side jet has been observed at RHIC [8]. However, it is unclear at present how the lost energy is transported by the dense medium, and how the parton-medium interaction affects the fragmentation process. Recently, there have been predictions that the coupling of jets to a strongly interacting medium may modify the angular distribution and number of jet fragments [9, 10, 11, 12, 13, 14, 15, 16]. Quarks from hard scattering processes may recombine with thermal quarks from the dense medium [9, 10]. Co-moving radiated gluons may produce a “wake” in the medium, further increasing the number of quarks available for building hadrons in the jet fragmentation process [11, 13]. It has even been proposed that the energy deposited in the medium creates a shock wave around the propagating parton, thereby creating a “conical flow” akin to a sonic boom in a fluid [14, 15, 16]. To investigate the transport of lost parton energy, the PHENIX experiment at RHIC measures azimuthally correlated hadrons arising from jet fragmentation as a function of centrality in Au+Au collisions. Such studies, in effect, use hard scattered partons as short-wavelength probes of the produced medium.

The analysis presented in this Letter uses data from  $\sqrt{s_{NN}}=200$  GeV Au+Au collisions in the PHENIX Run-2 data set. Charged particles are reconstructed in the central arms of PHENIX using drift chambers, each with azimuthal coverage of  $\pi/2$ , and two layers of multi-wire proportional chambers with pad readout (PC1, PC3) [17]. Pattern recognition is based on a combinatorial Hough transform in the track bend plane, with the polar angle determined by PC1 and the collision vertex along the beam direction [18]. Particle momenta are measured with a resolution  $\delta p/p = 0.7\% \oplus 1.0\% p$  (GeV/c). To reject most background from albedo, conversions, and decays, a confirmation hit is required within a  $2\sigma$  matching window in PC3 [2]. The Au+Au event centrality is determined using the PHENIX beam-beam counters (BBC) and zero-degree calorimeters (ZDC) [19].

The traditional identification of jets through hadronic calorimetry and cluster algorithms is problematic in A+A collisions at RHIC, since low-energy jets (<10-20 GeV) are overwhelmed by other produced particles in the underlying event and high-energy jets are relatively rare at  $\sqrt{s_{NN}}=200$  GeV. Instead, we study hard-scattered single partons and parton pairs through angular correlations of high- $p_T$  hadron pairs. We examine the distribution of pairs over relative azimuthal angle,  $dN^{AB}/d(\Delta\phi)$ , where  $A$  and  $B$  denote charged particles

in the PHENIX pseudorapidity acceptance ( $|\eta| < 0.35$ ) and in  $p_T$  bins  $2.5 \text{ GeV}/c < p_T^A < 4.0 \text{ GeV}/c$  (“trigger”), and  $1.0 \text{ GeV}/c < p_T^B < 2.5 \text{ GeV}/c$  (“partner”). Pairs from fragments of the same jet are expected to appear near  $\Delta\phi \sim 0$ , while  $\Delta\phi \sim \pi$  indicates one hadron each from the outgoing hard-scattered parton pair (hereafter “dijet”).

The PHENIX acceptance at central rapidity is non-uniform in azimuth. We correct for the shape of the acceptance in  $\Delta\phi$  by constructing an area normalized correlation function, utilizing pairs from mixed events:

$$C(\Delta\phi) \equiv \frac{Y_{\text{Same}}^{AB}(\Delta\phi)}{Y_{\text{Mixed}}^{AB}(\Delta\phi)} \times \frac{\int Y_{\text{Mixed}}^{AB}(\Delta\phi)}{\int Y_{\text{Same}}^{AB}(\Delta\phi)} \propto \frac{dN^{AB}}{d(\Delta\phi)} \quad (1)$$

where  $Y_{\text{Same}}^{AB}(\Delta\phi)$  and  $Y_{\text{Mixed}}^{AB}(\Delta\phi)$  are, respectively, the uncorrected yields of pairs in the same and in mixed events within each data sample.

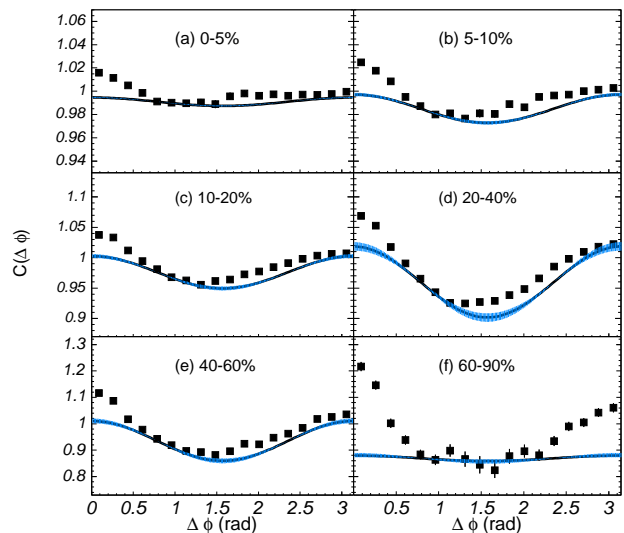


FIG. 1: Correlation functions,  $C(\Delta\phi)$ , for pairs of charged hadrons with  $2.5 \text{ GeV}/c < p_T^A < 4.0 \text{ GeV}/c$  and  $1.0 \text{ GeV}/c < p_T^B < 2.5 \text{ GeV}/c$  in different bins of collision centrality. The solid bands indicate the estimate of the background pair component (see text) within one unit of its systematic error.

The correlation functions are shown in Fig. 1, folded into the range  $0 < \Delta\phi < \pi$ . For the most peripheral collisions (cf. Fig. 1f), the correlation function shows two well-defined peaks centered at  $\Delta\phi = 0$  and  $\Delta\phi = \pi$ , which we can attribute to (di-)jet pairs. For more central collisions, there is a similar peak at  $\Delta\phi = 0$ , a broader peak at  $\Delta\phi = \pi$ , and the apparent minima appear at  $\Delta\phi < \pi/2$ . These features reflect a mixture of (di-)jet pairs and underlying events with particle flow along the reaction plane [20].

In order to extract and examine the jet-induced pairs we analyze the pair distribution in the context of a

*two-source model*, assuming that each hadron can be attributed to either (i) a jet fragmentation source, or (ii) the underlying event. Additionally we assume that the  $\phi$  distributions for  $A$  or  $B$  inclusive single particles, summed over both sources, have a shape proportional to  $(1 + 2\langle v_2^{A \text{ or } B} \rangle \cos(2(\phi - \Phi_{\text{RP}})))$  relative to azimuthal angle  $\Phi_{\text{RP}}$  of the reaction plane of each event. All pairs which are not from the same jet or dijet fragmentation are termed *background pairs*, and are taken to have no angular correlation beyond having their distributions respect the same reaction plane. In principle, contributions from resonance decays and global transverse momentum conservation can also affect the distribution of background pairs, but we estimate these effects to be negligible for these  $p_T$  ranges and the PHENIX  $\eta$  acceptance. The distribution of background pairs over  $\Delta\phi$  is then proportional to  $(1 + 2\langle v_2^A v_2^B \rangle \cos(2\Delta\phi))$ .

Given a normalization,  $C(\Delta\phi)$  can then be decomposed into two pieces, one proportional to the distribution of background pairs and another  $J(\Delta\phi)$  proportional to that of the (di-)jet pairs:

$$C(\Delta\phi) = b_0(1 + 2\langle v_2^A v_2^B \rangle \cos(2\Delta\phi)) + J(\Delta\phi) \quad (2)$$

We approximate  $\langle v_2^A v_2^B \rangle = \langle v_2^A \rangle \langle v_2^B \rangle$ , and we measure  $\langle v_2^A \rangle$  and  $\langle v_2^B \rangle$  for each centrality and particle  $p_T$  bin through a standard reaction-plane analysis using the PHENIX BBC to reconstruct the reaction plane event-by-event. The large rapidity gap,  $\Delta\eta > 2.75$ , between the central arm acceptance and the BBC acceptance substantially reduces non-flow contributions to the measured  $v_2$  values, particularly those arising from di-jets. The results are shown in Table I; they are consistent with prior PHENIX  $v_2$  measurements [21].

TABLE I: Anisotropy values for bins  $A$  ( $2.5 < p_T < 4.0$  GeV/c) and  $B$  ( $1.0 < p_T < 2.5$  GeV/c), shown with statistical errors, and values of  $\phi_{\text{Min}}$  (see text). The relative systematic errors on the anisotropies are estimated to be  $\pm 6\%$  for the five most central samples and  $\pm 40\%$  for the most peripheral sample. The systematic errors on the  $v_2$ 's are dominated by the uncertainty in the correction for reaction plane resolution[21], and we assume them to be completely correlated between the two  $p_T$  bins in each centrality sample.

Centrality (%)	$\langle v_2^B \rangle$	$\langle v_2^A \rangle$	$\phi_{\text{Min}}$ (rad)
0-5	$0.035 \pm 0.001$	$0.052 \pm 0.007$	0.94
5-10	$0.062 \pm 0.001$	$0.100 \pm 0.005$	0.96
10-20	$0.095 \pm 0.0005$	$0.144 \pm 0.003$	0.98
20-40	$0.146 \pm 0.0004$	$0.208 \pm 0.003$	0.91
40-60	$0.171 \pm 0.001$	$0.236 \pm 0.006$	0.86
60-90	$0.066 \pm 0.001$	$0.091 \pm 0.004$	1.06

The average level of the background,  $b_0$ , can, in principle, be fixed by making an assumption about the shape of

the (di-)jet pair distribution. However, since we wish to measure the shape of the (di-)jet azimuthal correlations, we use a technique that requires no such *a priori* assumptions. The simplest assumption allowing  $b_0$  to be fixed is that  $dN_{(\text{Di-})\text{Jet}}^{AB}/d(\Delta\phi)$  is zero for at least one value of  $\Delta\phi$  (*i.e.*  $\Delta\phi_{\text{Min}}$ ). We refer to this as the ZYAM (“zero yield at minimum”) assumption for the (di-)jet pair distribution. The ZYAM condition is met by varying  $b_0$  until the background component matches a functional fit to the correlation function at one point  $\Delta\phi_{\text{Min}}$ , as illustrated by the solid bands in Fig. 1. The systematic error on  $b_0$  associated with this procedure (see Fig. 2) was estimated by using a variety of functional forms that matched the data.

A non-zero yield of (di-)jet pairs at  $\Delta\phi_{\text{Min}}$  would invalidate the ZYAM assumption and result in an overestimate of the value of  $b_0$ . To verify that we are not making significant error in the normalization of the background, we have independently estimated the  $b_0$  values using the  $AB$  pair combinatorial rate, corrected for a slight bias introduced by mixing events of different multiplicity within the same centrality class [22]. These independent estimates are consistent with or even slightly higher than the ZYAM-determined values for  $b_0$ , confirming that we are not significantly over-estimating the background levels.

Once  $\langle v_2^A v_2^B \rangle$  and  $b_0$  are fixed, we can extract  $J(\Delta\phi)$  and the fully corrected (di-)jet pairs distribution  $dN_{(\text{Di-})\text{Jet}}^{AB}/d(\Delta\phi)$ . We construct the conditional yield distribution of jet-associated partners per trigger:

$$\frac{1}{N^A} \frac{dN_{(\text{Di-})\text{Jet}}^{AB}}{d(\Delta\phi)} = \frac{J(\Delta\phi)}{\int C(\Delta\phi') d(\Delta\phi')} \frac{N^{AB}}{N^A} \quad (3)$$

Here,  $N^A$  is the number of triggers and  $N^{AB}$  the total number of  $AB$  pairs in the event sample. Assuming that the pair efficiency is the product of the single particle efficiencies the trigger ( $A$ ) efficiency cancels in Eq. 3. Thus, the ratio is corrected for acceptance and reconstruction efficiency [5] of the lower- $p_T$   $B$  particles; the systematic error on this correction leads to a 10% uncertainty on the associated yields.

The conditional yields of (di-)jet-induced partners per trigger are shown in Fig. 2. For the most peripheral event sample the (di-)jet associated yield distribution has an appearance we might expect from a normal (di-)jet fragmentation process [23, 24]: a well-defined near-side peak around  $\Delta\phi = 0$  and a somewhat wider away-side peak around  $\Delta\phi = \pi$ . For more central event samples the shape of the near-side peak is essentially unchanged while the associated yield in the near-side peak increases, indicating some change in the fragmentation process.

The much more dramatic change, however, is in the away-side peak which is considerably broader in all the event samples more central than 60%. In mid-central and central collisions there is a local minimum at  $\Delta\phi = \pi$ .

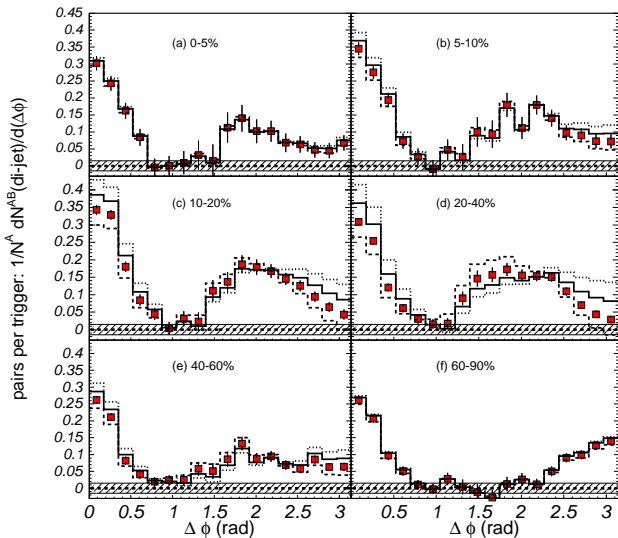


FIG. 2: Jet-pair distributions  $dN_{(\text{Di-})\text{Jet}}^{AB}/d(\Delta\phi)$  for different centralities, normalized per trigger particle. The shaded bands indicate the systematic error associated with the determination of  $\Delta\phi_{\text{Min}}$ . The dashed (solid) curves are the distributions that would result from increasing (decreasing)  $\langle v_2^A v_2^B \rangle$  by one unit of the systematic; the dotted curve would result from decreasing by two units.

The existence of these local minima *per se* is not significant once we take the systematic errors on  $\langle v_2^A v_2^B \rangle$  into account (see below), but it is clear that the away-side peaks in all the more central samples have a very different shape than in the most peripheral sample.

Given the dramatic results for the away-side peaks seen in Fig. 2, it is important to establish that they are not simply artifacts created by our method for background pair subtraction. If we relax the ZYAM assumption and lower  $b_0$  slightly, the effect on any (di-)jet pair distribution would essentially be to raise it by a constant, which would not change the presence of the local minima at  $\Delta\phi = \pi$ .

Changes to our estimate for  $\langle v_2^A v_2^B \rangle$  can alter the shape of the (di-)jet distribution for some centrality samples, but the result of away-side broadening with centrality remains robust. The curves in Fig. 2 show the distributions that would result if the  $\langle v_2^A v_2^B \rangle$  products were arbitrarily lowered by one and two units of their systematic error. With a two-unit shift the shape in the mid-central would no longer show significant local minima at  $\Delta\phi = \pi$ . However, the widths of the away-side peaks are clearly still much greater than in the peripheral sample and the distributions in the two most central samples are hardly changed at all in shape. Even lower values of  $\langle v_2^A v_2^B \rangle$  could be contemplated, but they would still not change the qualitative result of away-side broadening. And, such

low  $\langle v_2^A v_2^B \rangle$  values would also require a severe breakdown of the assumption  $\langle v_2^A v_2^B \rangle = \langle v_2^A \rangle \langle v_2^B \rangle$ , indicating that these background pairs have a large, hitherto-unknown source of azimuthal anti-correlation.

Convoluting the jet fragments' angles with respect to their parent partons and the acoplanarity between the two partons [23] would yield a Gaussian-like shape in  $\Delta\phi$ , possibly broadened through jet quenching[13, 25]. The observed shapes in the away-side peaks cannot result from such a convolution.

We define the part of the  $\Delta\phi$  distribution in  $|\Delta\phi| < \Delta\phi_{\text{Min}}$  as the ‘‘near-side’’ peak and  $|\Delta\phi| > \Delta\phi_{\text{Min}}$  as the ‘‘away-side’’ peak. Each peak is characterized by its yield of associated partners per trigger, and by its RMS width. We measure these for the full peak in the distribution over all values of  $\Delta\phi$ ; the folded distributions over  $0 < \Delta\phi < \pi$  shown here contain only half of each full peak's shape. These yields and widths are plotted in Fig. 3 for the different Au+Au centrality samples, along with the same quantities for 0–20% central d+Au collisions at  $\sqrt{s_{NN}}=200$  GeV [23]. The yields and widths for the near- and away-side peaks in peripheral Au+Au collisions are consistent with those in d+Au collisions. The yields of both the near- and away-side peaks increase from peripheral to mid-central collisions, and then decrease for the most central collisions. The near-side width is unchanged with centrality, while the away-side width increases substantially from the 60–90% sample to the 40–60% sample and then remains constant with centrality.

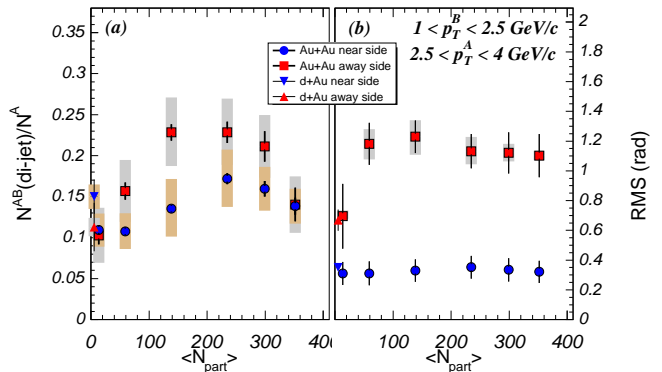


FIG. 3: (a) Associated yields for near- and away-side peaks in the jet pair distribution, and (b) widths (RMS) of the peaks in the full  $0-2\pi$  distributions; plotted versus the mean number of participating nucleons for each event sample. Triangles show results from 0–20% central d+Au collisions at the same  $\sqrt{s_{NN}}$  [23]. Bars show statistical errors, shaded bands systematic.

In summary, we have presented correlations of high momentum charged hadron pairs as a function of collision centrality in Au+Au collisions. Utilizing a novel technique we extract the jet-induced hadron pair dis-

tributions and show that the dense medium formed in Au+Au collisions at RHIC modifies jet fragmentation. In central and mid-central collisions the away-side angular distribution is significantly broadened relative to peripheral and d+Au collisions, and appears to be non-Gaussian. The shapes of the away-side  $\Delta\phi$  distributions for non-peripheral collisions are apparently not consistent with purely stochastic broadening of the peripheral Au+Au away-side. However, the broadening and possible changes in shape of the away-side jet are suggestive of recent theoretical predictions of dense medium effects on fragment distributions [14, 15, 16, 26]. The broadened shapes of the away-side distributions also imply that integration of the away-side peak in a narrow angular range around  $\Delta\phi = \pi$  yields fewer associated partners in central collisions than in peripheral/d+Au collisions, as seen elsewhere[8, 22]; but integrating over the entire broadened peak recovers the jet partners in the range  $1.0 \text{ GeV}/c < p_T^B < 2.5 \text{ GeV}/c$  used here. Even though two-particle correlations do not allow for full reconstruction of the jet fragmentation function, these data provide an entirely new way to probe the hot, dense medium formed in heavy ion collisions.

We thank the staff of the Collider-Accelerator and Physics Departments at BNL for their vital contributions. We acknowledge support from the Department of Energy and NSF (U.S.A.), MEXT and JSPS (Japan), CNPq and FAPESP (Brazil), NSFC (China), CNRS-IN2P3 and CEA (France), BMBF, DAAD, and AvH (Germany), OTKA (Hungary), DAE and DST (India), ISF (Israel), KRF and CHEP (Korea), RMIST, RAS, and RMAE (Russia), VR and KAW (Sweden), U.S. CRDF for the FSU, US-Hungarian NSF-OTKA-MTA, and US-Israel BSF.

---

\* Deceased

† PHENIX Spokesperson:zajc@nevis.columbia.edu

- [1] K. Adcox *et al.*, nucl-ex/0410003 (2004).
- [2] K. Adcox *et al.* Phys. Rev. Lett. **88**, 022301 (2002).
- [3] S.S. Adler *et al.* Phys. Rev. Lett. **91**, 072301 (2003).
- [4] J. Adams *et al.* Phys. Rev. Lett. **91**, 172302 (2003).
- [5] S.S. Adler *et al.* Phys. Rev. **C69**, 034910 (2004).
- [6] J.D. Bjorken, FERMILAB-PUB-82-059-THY (1982)
- [7] X. N. Wang and M. Gyulassy, Phys. Rev. Lett. **68**, 1480 (1992); X.N. Wang, Phys. Rev. **C58**, 2321 (1998)
- [8] C. Adler *et al.*, Phys. Rev. Lett. **90** 032301 (2003); C. Adler *et al.*, Phys. Rev. Lett. **90**, 082302 (2003).
- [9] V. Greco *et al.*, Phys. Rev. Lett. **90**, 202302 (2003) and Phys. Rev. **C68**, 034904 (2003).
- [10] R. C. Hwa and C.B. Yang, Phys. Rev. **C70** 024905 (2004), and J. Phys **G30** (2004) S1117-S1120.
- [11] R. Fries *et al.*, nucl-th/0407102 (2004).
- [12] A. Majumder, E. Wang, X. N. Wang, nucl-th/0412061 (2004).
- [13] N. Armesto, C. Salgado, U. A. Wiedemann, Phys. Rev. Lett. **93** 242301 (2004)
- [14] J. Casalderrey-Solana, E. V. Shuryak, D. Teaney, hep-ph/0411315 (2004).
- [15] H Stöcker, Nucl. Phys. **A750** 121 (2005).
- [16] J. Ruppert and B. Muller, hep-ph/0503158 (2005).
- [17] K. Adcox *et al.*, Nucl. Instrum. Methods **A499** 469 (2003).
- [18] J. Mitchell *et al.*, Nucl. Instrum. Methods **A482** 491 (2002)
- [19] K. Adcox *et al.*, Phys. Rev. **C69** 024904 (2004)
- [20] N. N. Ajitanand *et al.*, nucl-ex/0501025 (2005)
- [21] S. S. Adler, *et al.*, Phys. Rev. Lett. **91**, 182301 (2003)
- [22] S. S. Adler, *et al.* Phys. Rev. **C71** 051902 (2005)
- [23] S. S. Adler, *et al.* to be published
- [24] S. S. Adler, *et al.* to be published
- [25] J.-W. Qiu and I. Vitev, hep-ph/0410218 (2004)
- [26] N. Armesto, *et al.* hep-ph/0411341