

High transverse momentum identified particle spectra in 200 GeV collisions from STAR

Olga Barannikova¹
(for the STAR collaboration)

¹ Purdue University,
West Lafayette, IN, USA

Abstract. Significant baryon over meson enhancement was measured at RHIC in the intermediate transverse momentum range of $p_T = 2 - 4$ GeV/ c ("baryon-meson puzzle"). With STAR detector we were able to extend particle identification towards higher transverse momentum offering further insights into the particle production mechanisms at intermediate to high p_T . In this paper we present results on charged pion, proton and anti-proton spectra and ratios at intermediate to high p_T exploiting the relativistic rise of the specific ionization energy loss measured in the STAR Time Projection Chamber. These measurements provide valuable information about the production mechanisms of particles at intermediate p_T in relativistic heavy ion collisions, e.g. coalescence/recombination versus jet fragmentation.

Keywords: RHIC, heavy ion collisions, spectra, ratios
PACS: 25.75.-q

1. Introduction

Ultra-relativistic heavy ion collisions provide unique environment to study particle production mechanisms in the matter under extreme conditions of high temperature and energy densities. Different mechanisms govern hadron formation in the different kinematic regions: it is believed that at large transverse momenta, particle production in ultra-relativistic heavy ion collisions is dominated by jet fragmentation, and at low momenta by soft particle production, well described by hydrodynamical models [1]. Studies of particle production in the intermediate transverse momentum range ($2 < p_T < 4$ GeV/ c) from Relativistic Heavy Ion Collider yielded puzzling results, that show significant baryon over meson enhancement ("baryon-meson puzzle"). Reported proton to pion ratio of unity[2] is significantly larger than that observed in elementary collisions[3]. Baryon-antibaryon ratio was also reported

constant up to at least $p_T = 4 \text{ GeV}/c$ [2, 4], contradicting pQCD calculations that predict a decrease in such ratios [5]. Understanding the mechanisms of particle production in that intermediate momentum range and at higher momentum is a main physics motivation for the analysis presented in this paper. We present first STAR results on extended identification for charged pions, protons and antiprotons for the transverse momentum range of $2.5 < p_T < 7 \text{ GeV}/c$.

2. Data analysis

The measurement reported here was carried out with the data sample of central trigger Au+Au events collected at the center-of-mass energy of 200 GeV in the Run-2 at the Relativistic Heavy Ion Collider (RHIC) by the STAR (Solenoidal Tracker at RHIC) experiment. The STAR detector [6] consists of several detector subsystems in a large solenoid magnet, including a time projection chamber (TPC), a scintillator barrel (CTB), and two zero degree calorimeters (ZDC) [7]. The magnet was operated at 0.5 T. CTB measuring the produced charged particle multiplicity around mid-rapidity and ZDC essentially measuring neutral spectator energy were used for triggering.

In this analysis the coincidence of the two ZDCs with an addition of a high CTB signal, provided the collision trigger. In addition to the hardware trigger, in the off-line analysis the collision centrality was determined from the measured charged particle multiplicity at mid-rapidity from the minimum bias sample. Thus the data sample corresponding to 5% most central Au+Au events was selected. In this analysis the total of 0.5 M events for this centrality bin was selected after requiring the primary interaction point to be within 25 cm of the TPC center to insure uniform acceptance and good detector resolution.

2.1. Analysis technique

The analysis was carried out with the TPC measurements. TPC advantage is its large, uniform acceptance and capability of measuring and identifying a substantial fraction of the particles produced in heavy ion collisions. In our previous publications specific ionization energy loss in the TPC material was successfully used for identification of charged pions and kaons up to $p_T \simeq 0.7 \text{ GeV}/c$, and protons and antiprotons up to $p_T \simeq 1.2 \text{ GeV}/c$ [10, 11, 12, 13, 14]. Those momentum values are usually quoted as limiting for particle identification with STAR TPC. However, STAR identification capability with dE/dx technique can be further extended into the relativistic rise region of the energy loss momentum dependence.

At the transverse momentum above $2.5 \text{ GeV}/c$, there is a substantial difference in the ionization energy loss distribution between pions and other hadrons due to the pion relativistic rise of the dE/dx . With the TPC dE/dx resolution of $\sim 7-8\%$, this allows to identify pions from other hadrons above this momentum by the TPC at the level of 2 standard deviations. Figure 1 shows the relative distances between kaon and proton dE/dx bands with respect to the expected center position of the

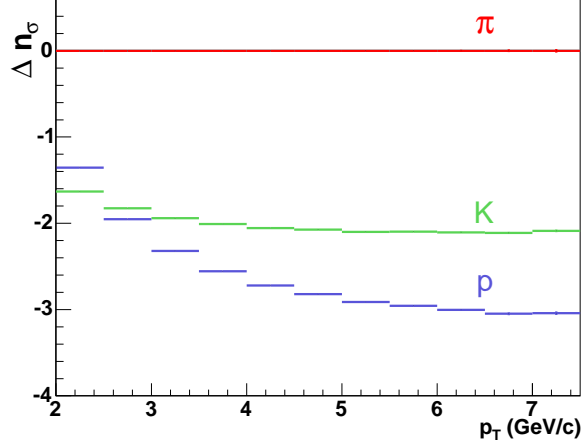


Fig. 1. Relative separation between kaon (green) and proton (blue) dE/dx bands with respect to the expected position of the pion distribution (red) in units of σ_π .

pion distribution (plotted at zero). This relative distance is defined in terms of n_{σ_π} , the normalized dE/dx of pions:

$$n_{\sigma_\pi}^X = \log((dE/dx)/B_\pi)/\sigma_\pi - \log((dE/dx)/B_X)/\sigma_\pi,$$

where X can be e^\pm, K^\pm or $p(\bar{p})$. B_X is the theoretical expectation for dE/dx for particle X , and σ_π is the dE/dx resolution of TPC. The observed behavior is in agreement with theoretical expectations from Bichsel function calculations of the energy loss in the TPC material[6].

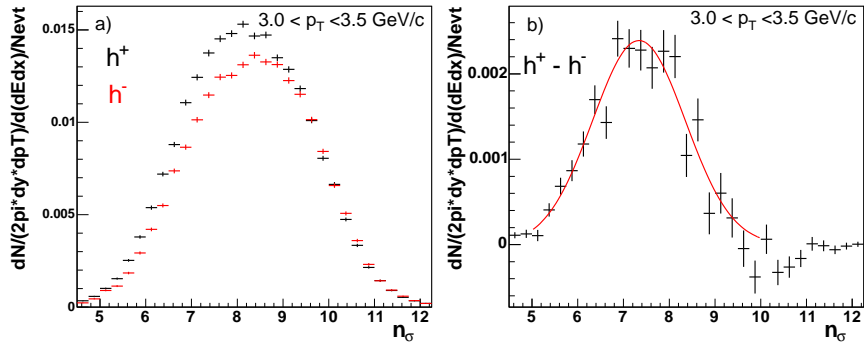


Fig. 2. Distribution of $n_{\sigma_\pi} + 10$ for positive (black) and negative (red) charged hadrons (a) and their difference $h^+ - h^-$ (b) for the momentum range of $(3.0,3.5)\text{GeV}/c$.

The $n_{\sigma\pi}^\pi$ distribution is a normal Gaussian distribution with an ideal calibration. For plotting reason we displaced the $n_{\sigma\pi}$ by 10 in Figure 2a. The difference between negative and positive hadrons $n_{\sigma\pi}$ distributions, evident from Figure 2, is expected to be dominated by net-protons present at mid-rapidity: the yield difference between positive and negative inclusive charged hadrons is $h^+ - h^- = (p - \bar{p}) + (K^+ - K^-) + (\pi^+ - \pi^-) \simeq (p - \bar{p})$. This expectation is also confirmed by our measurements from STAR Time-of-Flight (TOF) detector [8]. We use the peak positions of dE/dx distribution from $h^+ - h^-$ (Figure 2b) as our initial estimate of that of proton, which provide additional data-driven handle on proton-pion separation.

Figure 1 also shows that the dE/dx separation between kaon and proton is one σ or less for the transverse momentum range studied, which is insufficient for proton-kaon identification. We use neutral kaon measurements performed by STAR[9] and K^+/K^- ratio from our low momentum dE/dx measurement from the same data sample to estimate charged kaon yield and additionally constrain the fit to solve proton-kaon unambiguity.

Figure 3 shows ratio of the negative hadrons over positive hadrons as a function of dE/dx in units of $n_{\sigma\pi}$ at $3.0 < p_T < 3.5 \text{ GeV}/c$. Since the energy loss of particles in TPC is independent of its charge, the dependence of h^-/h^+ on $n_{\sigma\pi}$ is due to changing particle composition. Two distinct plateau regions seen in Fig.3 provide a simple way to estimate raw \bar{p}/p and π^-/π^+ ratios. Particle-antiparticle ratios obtained from those plateau regions are used as systematic cross-check for the ratios extracted from final multi-gaussian fit described below.

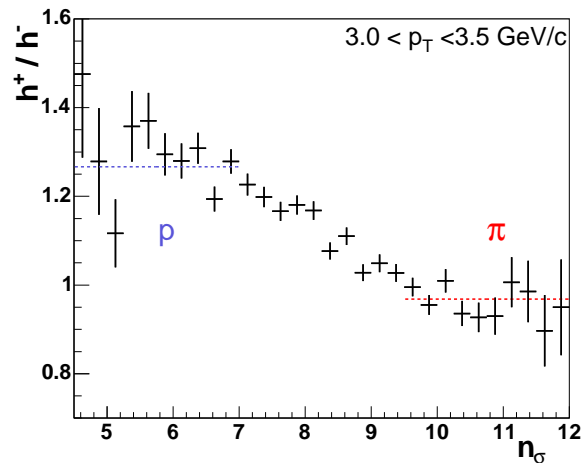


Fig. 3. h^-/h^+ as a function of dE/dx in units of $n_{\sigma\pi}$ at $3.0 < p_T < 3.5 \text{ GeV}/c$.

In order to statistically identify charged pions, protons and antiprotons and extract their yields, for each momentum bin we fit $n_{\sigma\pi}$ distributions of positive and negative hadrons simultaneously with the sum of six Gaussian distributions. Figure 4a shows fit results for one of the momentum bins. The width is a free parameter

and the same for all six Gaussians. Centroid positions for positive and negative sings of the same specie are the same. The relative distances of $n_{\sigma_\pi}^K$ and $n_{\sigma_\pi}^{p(\bar{p})}$ are fixed to be proportional to that of the theoretical distribution and are scaled with the centroid values of the pion and proton Gaussians, which are free parameters.

Charged pion, proton and antiproton spectra has been obtained from the raw particle yields extracted from the multi-gaussian fits and corrected for detector acceptance and tracking efficiency. Figure 4b shows spectra for negative particles (pions shown in filled red symbols, antiprotons - in filled blue symbols). In the same picture open symbols (respective colors) shows STAR low momentum measurement for charged pions, obtained with TPC dE/dx technique [14] and antiprotons measured with TPC (via dE/dx) and RIHC detectors [4]. Black symbols shows STAR charged hadron measurement [15].

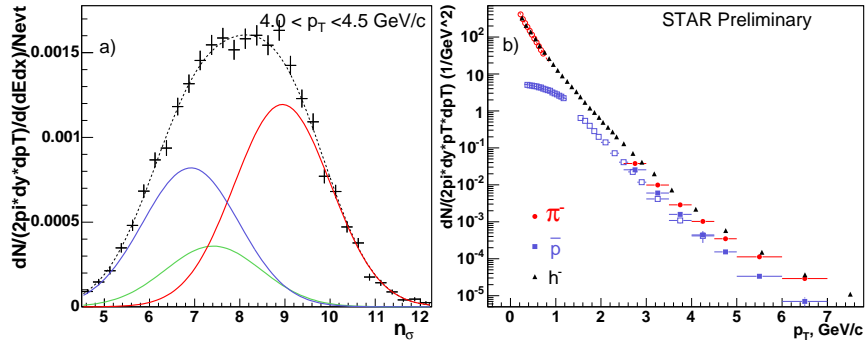


Fig. 4. a) $n_{\sigma_\pi} + 10$ for positive hadrons in the momentum range of $(4.0,4.5)\text{GeV}/c$ fitted with multi-gaussian function defined in the text. Black line shows the actual fit result, results for pion (red), proton (blue) and kaon (green) contributions are shown in colors. b) Identified spectra for negative pions (filled red symbols) and antiprotons (filled blue symbols). Open symbols (respective colors) show STAR low momentum measurement for the same particles. Total charged hadron distribution is shown in black symbol for reference.

3. Results

With the measurements of charged pion, protons and antiprotons spectra, presented above, we have studied transverse momentum dependence of relative particle production in central Au+Au collisions at RHIC. Particle-antiparticle ratios as function of p_T are shown in Figure 5. Corresponding measurements performed with RICH detector at lower momentum are also shown for comparison. π^-/π^+ ratio (Fig. 5a) is consistent with unity and independent of transverse momentum. \bar{p}/p measurements at high transverse momentum are similar to those at low p_T [22] with possible indication of slight decrease in the ratio above 3 GeV. Even if the decrease is

taken seriously, our observation contradicts to pQCD inspired models which predict a stronger decrease in the ratio over all p_T [16, 17].

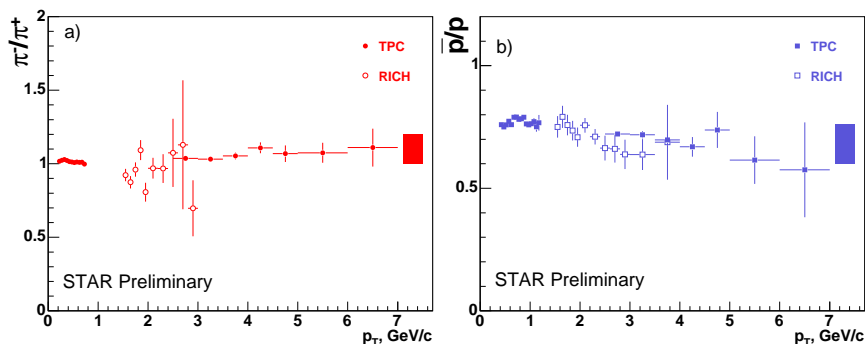


Fig. 5. π^+/π^- (a) and \bar{p}/p (b) ratios as function of p_T . dE/dx measurements are shown in filled symbols, RICH results are presented with open symbols. Colored bars represent estimates of systematic uncertainties for the rdE/dx measurement.

Obtained p_T dependence of \bar{p}/h and p/h ratios provides more insights onto what become known as “baryon-meson puzzle” (we use charged hadron measurements $h = \frac{h^+ + h^-}{2}$ from [15]). The results presented in Figure 6 confirm reported anomalously high production of protons and antiprotons in the intermediate momentum range. After reaching maximum at about 2 GeV/c both ratios then fall off at higher transverse momentum. The p/h ratio indicates almost equal amounts of baryons and mesons are produced in central collisions in the range $2 < p_T < 4$ GeV/c. This is again in contradiction to the pQCD calculations, that give $p/\pi \approx 0.1 - 0.2$ [18]. Different theoretical models predict variety of non-fragmentation contribution for baryon production in the intermediate momentum range. Various mechanisms for baryon production such as gluon junctions (Soft+Quench)[5], recombination [19, 20] and quark coalescence [21] result in baryon over meson enhancement in those models. All those models also predict rather quick fall off of those contributions at higher p_T . Given the currently large systematic uncertainty on our measurements (mostly driven by the statistical error on the K_0^s measurement) we are unable at this point to favor particularly any of those models. We anticipated reduction of both statistical and systematic errors on our measurements with the undergoing processing of high statistics Au+Au data sample obtained during Run-4 at RHIC.

4. Conclusions

In summary, we have presented the first measurement of identified charged pions, protons and antiprotons at high transverse momentum from RHIC. Spectra and p_T dependence of particle ratios have been presented for the momentum range of $2.5 < p_T < 7.0$ GeV/c. π^-/π^+ ratio shows no p_T -dependence in the momentum

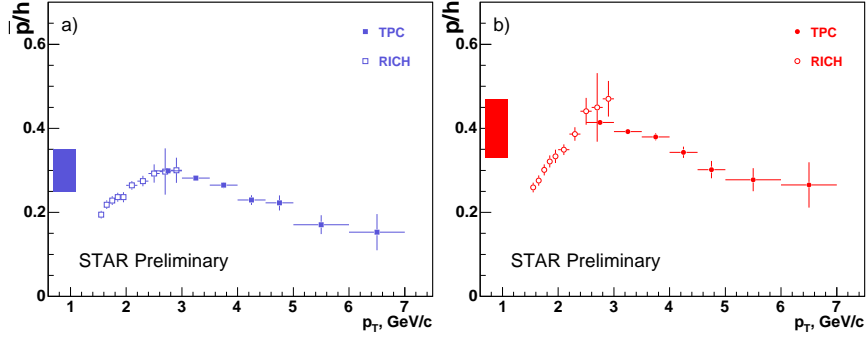


Fig. 6. \bar{p}/h (a) and p/h (b) ratios as function of p_T . dE/dx measurements are shown in filled symbols, RICH results are presented with open symbols. Colored bars represent estimates of systematic uncertainties for rdE/dx measurement.

range covered and consistent with unity. The \bar{p}/p measurements at intermediate and high transverse momentum found to be close within errors to the reported integrated yield ratios, dominated by low p_T hadrons, and show little p_T dependence. We have found that relative baryon to meson production has strong p_T dependence: our measurement of both \bar{p}/h and p/h ratios show smooth increase as a function of transverse momentum at low p_T , reaching its maximum at about 2 GeV/c, followed by significant decrease in both ratios at higher transverse momentum.

References

1. P. Kolb and R. Rapp, Phys. Rev. C 67 044903, 2003.
2. K. Adcox *et al.* (PHENIX Collaboration), Phys. Rev. Lett. 88, 242301, 2002; S. S. Adler *et al.* (PHENIX Collaboration), Phys. Rev. Lett. 91, 172301, 2003.
3. P. Abreu *et al.* (DELPHI Collaboration), Euro. Phys. J. C 17 207, 2000.
4. M. Lamont (STAR Collaboration), J.Phys.G30:S963-S968, 2004.
5. M. Gyulassy *et al.*, Phys. Rev. Lett. 86 2537, 2001.
6. K.H. Ackermann, *et al.* (STAR Collaboration), Nucl. Instrum. Meth.A499, 624, 2003.
7. C. Adler *et al.* (STAR Collaboration, Nucl. Instr. Meth. A461, 337, 2001.
8. M. Shao (STAR Collaboration), Hot Quarks 2004, July 18-24, 2004, Taos Valley, New Mexico, USA; J. Phys. G: Nucl. Part. Phys. 31 (2005) S85-S92; L. Ruan (STAR Collaboration), SQM 2004, Sep. 15-20, 2004, Cape Town, South Africa.
9. C. Adler *et al.*, (STAR Collaboration) 2002, Phys. Rev. Lett. 89 092301.
10. C. Adler, *et al.* (STAR Collaboration, Phys. Rev. Lett. 87, 262302, 2001.
11. J. Adams, *et al.* (STAR Collaboration), Phys.Rev.C70:041901, 2004.
12. C. Adler, *et al.* (STAR Collaboration), Phys.Lett.B595:143-150, 2004.

13. J. Adams, *et al.*, nucl-ex/0311017.
14. J. Adams, *et al.* (STAR Collaboration), Phys. Rev. Lett.92, 112301, 2004.
15. J. Adams, *et al.* (STAR Collaboration), Phys.Rev.Lett.91:172302, 2003.
16. X-N. Wang, Phys. Rev. C 58 2321, 1998.
17. I. Vitev and M. Gyulassy, Nucl. Phys. A 715, 779, 2003.
18. R. Fries, B. Muller, C. Nonaka and S. A. Bass, Phys. Rev. C 68, 044902, 2003.
19. R. Fries *et al.*, Phys. Rev. C 68, 044902, 2003.
20. R. Hwa, and C. Yang, Phys. Rev. C 70, 024904, 2004.
21. V. Greco *et al.*, Phys. Rev. C 68, 034904, 2003.
22. C. Adler *et al.* (STAR Collaboration),Phys. Rev. Lett.86, 4778, 2001; *ibid* 90, 119903, 2003.