

Non-statistical fluctuations for deep inelastic processes in $^{27}\text{Al} + ^{27}\text{Al}$ collision

I. Berceanu,¹ M. Duma,¹ D. Moisă,¹ M. Petrovici,¹ A. Pop,¹ V. Simion,¹ A. Del Zoppo,²
G. d'Erasmus,^{3,4} G. Immé,^{2,5} G. Lanzanò,^{2,5} A. Pagano,^{2,5} A. Pantaleo,³ and G. Raciti^{2,6}

¹*Institute of Physics and Nuclear Engineering, P.O.Box MG-6, 76900 Bucharest*

²*Istituto Nazionale di Fisica Nucleare, Laboratorio Nazionale del Sud, v. S. Sofia 44, I-95100, Catania, Italy*

³*Istituto Nazionale di Fisica Nucleare, Sezione di Bari, v. Amendola 173, 70125 Bari, Italy*

⁴*Dipartimento di Fisica, Università di Bari, Italy*

⁵*Dipartimento di Fisica, Università di Catania, I-95129 Catania, Italy*

⁶*Istituto Nazionale di Fisica Nucleare, Sezione di Catania, Catania, Italy*

(Dated: July 23, 2018)

The excitation functions (EFs) for different fragments produced in the $^{27}\text{Al} + ^{27}\text{Al}$ dissipative collisions have been measured in steps of 250 keV in the incident energy range 122 -132 MeV. Deep inelastic processes have been selected by integrating events over a total kinetic energy loss (TKEL) window of 12 MeV between 20 and 32 MeV. Large fluctuations have been observed in all the studied EFs. Non-statistical origin of these fluctuations is confirmed by large channel cross correlation coefficients. Energy autocorrelation function (EAF) of the cross section EF presents damped oscillation structure as predicted for the case when a di-nuclear system with a lifetime ($\tau = (5.7 \pm 2.2) \cdot 10^{-21}$ sec) similar with its revolution period ($T = 4.9 \cdot 10^{-21}$ sec) is formed. The periodicity of the EAF oscillations is used to obtain information on the deformation of the $^{27}\text{Al} + ^{27}\text{Al}$ di-nucleus.

PACS numbers: 25.,25.70.Lm,24.60.-k,24.60.Ky

I. INTRODUCTION

Since 1985, when the presence of non-statistical fluctuations has been evidenced in the dependence of the cross section of deep inelastic processes on the incident energy [1], the excitation function statistical analysis became a method to obtain information on the di-nuclear system (DNS) lifetime. Naturally it was addressed the question if the lifetime extracted from the EF analysis is identifiable with the value extracted previously from the angular distributions of the final fragments. The authors of ref. [2] pointed out that the DNS lifetime extracted by these two methods are close to each other. They reached this conclusion based on a reaction model in which the partial coherence mechanism already addressed in [3, 4] has been considered. Indeed the model leads to an angular distribution pattern having a degree of focusing given by the number of interfering partial waves and to fluctuating excitation functions. The analysis within this model has been done for the $^{28}\text{Si} + ^{64}\text{Ni}$ and $^{12}\text{C} + ^{24}\text{Mg}$ systems for which experimental information was available by that time. Afterwards the excitations functions in dissipative heavy ion collisions (DHIC) have been measured and analyzed for other light and medium mass systems: $^{19}\text{F} + ^{89}\text{Y}$, $^{28}\text{Si} + ^{48}\text{Ti}$, $^{19}\text{F} + ^{63}\text{Cu}$, $^{28}\text{Si} + ^{28}\text{Si}$, $^{19}\text{F} + ^{51}\text{V}$ [5].

A new model, Partial Overlapping Molecular Level Model (POMLM), has been also developed in order to explain the presence of the fluctuations in the EF for DHIC introducing, besides the partial coherence, the hypothesis that the DNS is excited in the low density region of molecular levels [6]. The large amplitude of the fluctuations persists due to the lower density of the states in the vicinity of the yrast line. An unified explanation

for fluctuation phenomenon in the excitation functions of elastic, inelastic and deep inelastic collision has been obtained.

The aim of the excitation functions for $^{19}\text{F} + ^{27}\text{Al}$ and $^{27}\text{Al} + ^{27}\text{Al}$ collisions measured by us was to see to what extent the fluctuation phenomenon is present in the case of these light systems where none of the participants to the reaction is an α -conjugate nucleus.

For the system $^{19}\text{F} + ^{27}\text{Al}$ the excitation functions have been obtained for the final fragments with $Z = 6 - 12$ for a total kinetic energy loss (TKEL) window of 5 MeV width centered at 20 and 30 MeV in order to study the dependence of this phenomenon on TKEL. Such a study has not been addressed before. Non-statistical fluctuations have been evidenced in the cross section EFs of final fragments and for the corresponding fluctuation correlation widths, Γ , no dependence on Z , TKEL and fragment emission angle, ϑ_{cm} , has been observed within error limit [7]. An average value of Γ of (170 ± 65) keV has been obtained. The corresponding DNS lifetime $(3.9 \pm 1.1) \cdot 10^{-21}$ sec is in agreement with the values extracted from angular distribution studies [8].

The present paper presents results obtained for the $^{27}\text{Al} + ^{27}\text{Al}$ collision. After a short review of the experimental procedures and the criteria used to select deep inelastic events in Section II, results obtained from cross section EFs analysis for the $^{27}\text{Al} + ^{27}\text{Al}$ system are reported in subsection III A of the paper. The subsection III B is dedicated to the presentation of a study of the influence of the evaporation corrections on the fluctuating structure of EF. A pattern of the energy autocorrelation function with secondary damped oscillations besides the Lorentzian structure from $\varepsilon = 0$, where ε is the energy

increment in the center of mass system (CMS), was obtained. The observed oscillation periodicity could be explained if hyperdeformed rotational states are supposed to be excited in DNS during the collision [11, 12]. This aspect is discussed in subsection III C. Conclusions are presented in Section IV.

II. EXPERIMENTAL PROCEDURES

The experiment was performed at the SMP Tandem accelerator from LNS -Catania using ^{27}Al ions with incident energies $E_{lab} = (122 - 132)$ MeV. The energy loss in self supported targets of ^{27}Al (≈ 75 keV) is less than the energy increment of 250 keV (125 keV in CMS) between two successive experimental points. The beam current was measured with a tantalum plated Faraday cup provided with an electron suppressing guard ring.

The reaction products were detected and identified using the experimental device DRACULA [13, 14] from which only the large area position sensitive ionization chambers (ICs) and the corresponding parallel plate avalanche counters in front of them have been operated. The ICs were filled with Ar(90%) + CH₄(10%) at 106.8 torr. The polar and azimuthal angles spanned by the IC were $\Delta\vartheta = 24^\circ$, $\Delta\varphi = 4^\circ$, respectively. The energy resolution at the elastic peak was 2.5%, the angular resolution 0.5° and the charge resolution better than 0.3 charge units. The ICs being centered at 24° in the laboratory system, an angular range $12^\circ \leq \vartheta_{lab} \leq 36^\circ$ was covered continuously in a single measurement for each incident energy. The grazing angle at $E_{lab} = 132$ MeV is of $\approx 15^\circ$, so the weight of deep inelastic processes was increased within the measured angular interval. Nevertheless, a quasielastic component is present in the TKE spectra of fragments with $Z = 11, 12$ as could be seen in Fig. 1 for $E_{lab} = 128$ MeV.

The arrows on the figure represent the energies corresponding to complete energy damping [15]. The excitation functions for deep inelastic processes are obtained taking events with TKE larger than these values and well below the quasielastic component. The TKE window used for $E_{lab} = 128$ MeV is represented by the hatched area on Fig. 1 and corresponds to the total kinetic energy loss window from 20 to 32 MeV, kept the same for all incident energies.

III. CROSS SECTION EXCITATION FUNCTIONS

A. Statistical analysis

The obtained excitation functions present fluctuations with quite large amplitude as could be observed in Figs. 2, where the EFs corresponding to $Z = 8 - 12, 14$ are given. The full circles represent the cross section of

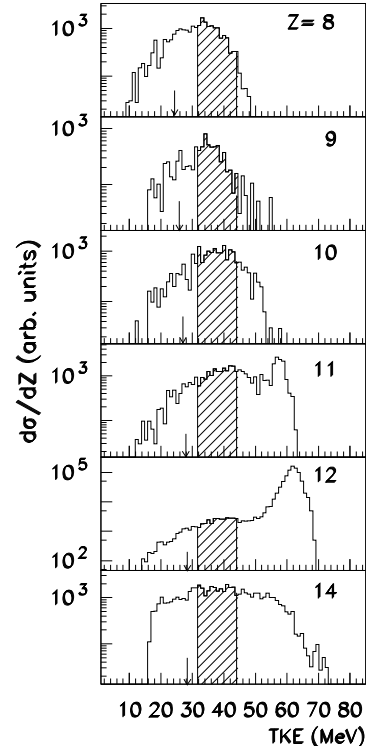


FIG. 1: Total kinetic energy spectra for $Z = 8 - 12, 14$ reaction products in the $^{27}\text{Al} + ^{27}\text{Al}$ collision at incident energy $E_{lab} = 128$ MeV.

the primary products and the empty triangles of the secondary ones.

The influence of the evaporation corrections on the EFs, obtained from comparing the results for these two sets of EF, will be discussed in subsection III B. In the following we refer only to the analysis of the EF for primary products. Fluctuations with amplitude larger than the statistical errors, which are of symbol size, could be observed. The statistical analysis of the EFs has been done following the recipe from Ref. [16]. Fluctuations present in the EFs corresponding to different final channels are strongly correlated, evidenced by large channel cross correlation coefficients, C_{Z_i, Z_j} , as can be seen in Table I. This shows that the observed fluctuations are not of compound nucleus origin. Taking into account this correlation, in order to improve the statistics, it was obtained an EF by summing the EFs for reaction products having higher yields ($Z = 8, 11$ and 12), which is given in the bottom panel of Fig. 2.

The experimental energy autocorrelation functions for the reaction product with the highest yield ($Z=12$) and for summed EF are presented in Fig. 3 by full circles.

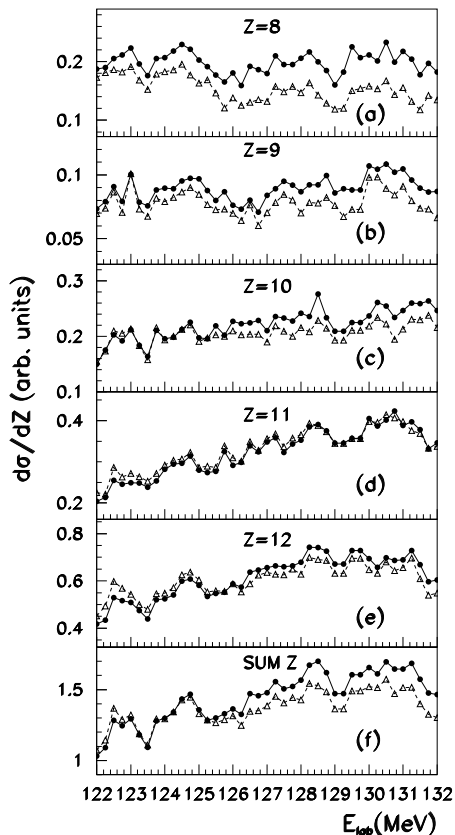


FIG. 2: Excitation functions for $Z = 8 - 12$ fragments with $\text{TKEL} = (20 - 32)$ MeV produced $^{27}\text{Al} + ^{27}\text{Al}$ reaction (panels (a) - (e)), and summed EF of $Z = 8, 11$ and 12 products (panel (f)); the full circles represent the EFs after evaporation corrections (for primary products) and the empty triangles before their application (for secondary products).

The average of the cross section over incoming energy has been obtained using the moving gauss averaging procedure [17]. The extracted fluctuation correlation widths Γ_p , by fitting the experimental EAFs with a Lorentzian function (thick dashed line in the same figure), are given in the first column of Table II. The error of $\approx 25\%$ in the evaluation of Γ_p is mainly due to finite range of data (FRD). For a value of $\Gamma_p = (115 \pm 29)$ keV obtained for summed EF corresponds a lifetime of the $^{27}\text{Al} + ^{27}\text{Al}$ DNS of $(5.7 \pm 2.2) \cdot 10^{-21}$ sec, specific for a DNS formed in the first stage of a heavy ion interaction.

TABLE I: Channel cross correlation coefficients

Z	8	9	10	11	12
8	1.	0.865	0.702	0.356	0.467
9		1.	0.482	0.671	0.554
10			1.	0.831	0.977
11				1.	0.703
12					1.

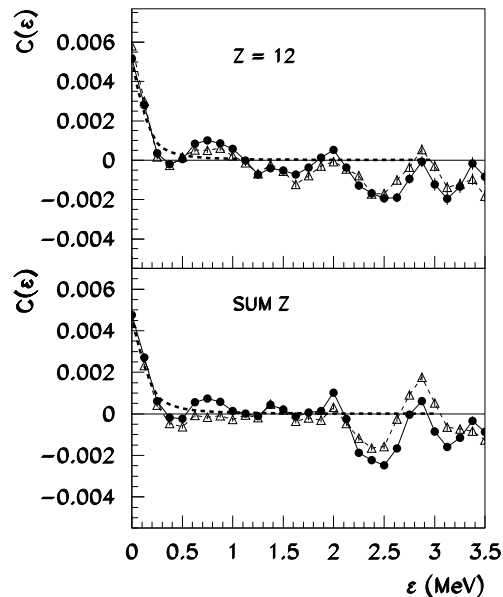


FIG. 3: Experimental energy autocorrelation functions (points) and its fit with a Lorentzian function (dashed line); the full circles and empty triangles have the same meaning as in Fig. 2.

The correlation width obtained by us is very close to the value of $\Gamma = 135$ keV obtained from the analysis of the EF for dissipative collisions in the $^{27}\text{Al} + ^{27}\text{Al}$ system on a lower incident energy interval $E_{lab} = 114 - 127$ MeV in Ref. [18].

The lower value of the correlation width obtained for the $^{27}\text{Al} + ^{27}\text{Al}$ system compared to the case of $^{19}\text{F} + ^{27}\text{Al}$ system could be explained by the lower excitation energy per nucleon available in heavier system. The position of the entry region (horizontal lines correspond to upper and lower E_{cm} energy for which measurements have been done) for the two systems is given in Fig. 4. The entry regions for both systems lie in the vicinity of the yrast line (thick continuous line) given by the orbital cluster model (OCM) energies:

$$E_J = V_{CB} + \frac{J(J+1)}{2\mathcal{J}}, \quad (1)$$

where V_{CB} is the Coulomb barrier, J the angular momentum and \mathcal{J} the total moment of inertia of di-nuclear

TABLE II: Energy correlation widths Γ_p and Γ_s for primary and secondary products, respectively

Z	Γ_p (keV)	Γ_s (keV)
8	100 ± 25	113 ± 29
11	115 ± 29	122 ± 31
12	104 ± 26	115 ± 29
sum Z	115 ± 29	122 ± 31

system.

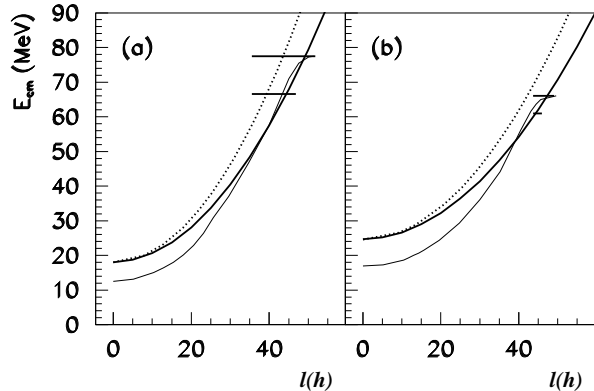


FIG. 4: Entry regions for (a) $^{19}\text{F} + ^{27}\text{Al}$ system and (b) $^{27}\text{Al} + ^{27}\text{Al}$ system; horizontal lines correspond to the limits of the incident energy interval, the dotted line represents l_{gr} as a function of incident energy, the thick continuous line - the OCM (yrast) line, the thin continuous line is the dependence of angular momentum as a function of TKE given by DONA code for the higher incident energy (Eq. (1)).

The thin continuous line on the same figure represents $l = f(TKE)$ as given by the calculation based on the transport model (DONA code) [19] for the higher limit of the measured energy interval. One can see that the description of the l dependence on TKE within the transport model extensively used for heavy systems works quite well for light systems too as it was already noticed in our first study of a light system [20].

B. Influence of the evaporation corrections on cross section EF

The extended theory of Ericson fluctuations and the other models developed in order to explain the presence of non-statistical fluctuations in DHIC [21] are elaborated for primary reaction products. Experimentally are measured the observables of secondary products and for comparison with models, evaporation corrections have to be done. The energy spectra were corrected for nucleon evaporation using the iterative procedure described in Ref. [22]. A parameterization of neutron and proton separation energies as a function of N/Z ratio elaborated for the mass region up to 50 has been used [8]. In order to estimate the influence of these corrections on the EFs of the reaction products resulted from the $^{27}\text{Al} + ^{27}\text{Al}$ interaction, we decided to construct also a set of EFs before the evaporation corrections. These are represented with empty triangles in Fig. 2. At the first sight no sizable differences between the two sets of EFs could be seen. For a more quantitative evaluation, we calculated EAFs for EFs obtained without evaporation corrections. These are represented with empty triangles in Fig. 3. The extracted Γ_s values are given in the second column

of the Table II. One can conclude that within error limits a modification of oscillation structure in the EFs the by evaporation corrections procedure is not observed, for the present data. It is not clear that the obtained result could be extended for higher excitation energy.

C. Deformation of di-nuclear system

Experimental EAF of DHIC shows, besides the Lorentzian structure at $\varepsilon = 0$, secondary oscillations [5, 7, 18]. It was shown that these oscillations appear when the lifetime of DNS is equal or greater than its rotation period as a result of interference between different revolutions [9, 10]. The period of the secondary structures is given by $\varepsilon = \hbar\omega$, where ω is the angular velocity of the di-nucleus.

The experimental value of ε in connection with the most probable kinetic energy $\langle TKE \rangle$ could be used to obtain an evaluation of the separation distance at the break-up moment of the composite (di-nuclear) system and, in this way, information on the deformation of the system during the interaction.

The energy autocorrelation functions from Fig. 3 present secondary structures with a period of ≈ 0.85 MeV. Such a period of oscillation implies for the distance of separation a value of $r \approx 10.9$ fm, taking for the angular momentum the sticking configuration value given by $l_{st} = l(1 - \mathcal{J}_{int}/\mathcal{J}_{tot})$, where $l = (l_{gr} + l_{cr})/2$ and \mathcal{J}_{int} , \mathcal{J}_{tot} are the intrinsic and total momenta of inertia, respectively. For l_{gr} we used the value of $47.8\hbar$ calculated with the DONA code for $E_{lab} = 128$ MeV, and $l_{cr} = 43.7\hbar$ was calculated using the formula given in Ref. [23]. The value of the separation distance is compatible with that obtained by us for the $^{19}\text{F} + ^{27}\text{Al}$ system [7]. For this value of the separation distance one obtains, for fragmentation $^{23}\text{Na} + ^{31}\text{P}$, a value of $\langle TKE \rangle$ equal to 41.6 MeV. It was supposed that $\langle TKE \rangle$ equals the final channel barrier given by the sum of the Coulomb and centrifugal energies [24, 25]. The centrifugal energy is calculated for $l = l_{st} \approx 32.7$. This value is in a good agreement with the experimental most probable TKE of ≈ 42 MeV corresponding to $Z = 11$ (see corresponding panel of Fig. 1). One has to remark also that the used value of l_{st} is within the l -window ($l = 27 - 33$) corresponding to the integration TKEL window ($TKE = 32 - 44$ MeV) given by the transport model calculation (thin continuous line in Fig. 4(b)). The separation distance values obtained for both studied systems mean a quite large deformation for the reaction partners of the DNS. For relative momentum of inertia at break-up, the following relation can be written:

$$\mathcal{J}_{rel}(r) = 1.97 \cdot \mathcal{J}_{rel}(R_{int}), \quad (2)$$

where $R_{int} = r_o(A_1^{1/3} + A_2^{1/3})$ is the usual interaction radius.

It was also necessary to consider larger momenta of inertia in order to explain the period of secondary oscillations observed in the EAF of other systems ($^{12}\text{C} + ^{24}\text{Mg}$, $^{24}\text{Mg} + ^{24}\text{Mg}$ and $^{28}\text{Si} + ^{28}\text{Si}$) in this mass region [11, 12], while the period of secondary structures of EAF for heavier systems ($^{19}\text{F} + ^{89}\text{Y}$, $^{58}\text{Ni} + ^{58}\text{Ni}$, $^{58}\text{Ni} + ^{62}\text{Ni}$, $^{58}\text{Ni} + ^{46}\text{Ti}$) from Refs. [9, 26, 27] could be explained using the moment of inertia calculated at R_{int} . This shows the possibility of the existence of super- and hyper-deformation in this mass region, as it was predicted thirty years ago [28]. The authors of Ref. [28] concluded their paper: “The outstanding problem is to devise methods that would identify the presence of such superdeformed nuclei which in some existing experiments have been produced without having been detected“. Meanwhile experimental methods to evidence the existence of such nuclei have been developed. One should notice results of recent experiments providing information on nuclear deformation in the mass region close to the mass of the di-nuclear systems studied in the present paper, which appears to be a very interesting one from this point of view.

For example light charge particle spectra emitted by ^{56}Ni and ^{44}Ti compound nuclei could be described by using in formula (1) of the yrast line an effective moment of inertia $\mathcal{J}_{eff} = \mathcal{J}_{sphere}(1 + \delta_1 J^2 + \delta_2 J^4)$, where δ_1 , δ_2 are the deformability parameters and \mathcal{J}_{sphere} is the rigid body moment of inertia [29, 30]. For deformability parameter values deduced from the fit of experimental spectra, one obtains for the effective moment of inertia $\mathcal{J}_{eff} = 1.4\mathcal{J}_{sphere}$ and $\mathcal{J}_{eff} = 1.5\mathcal{J}_{sphere}$ for the ^{56}Ni and ^{44}Ti CN, respectively. Eq. (2) obtained for the di-nucleus ^{54}Fe is similar to these relations. The relative momentum of inertia at break-up obtained by us can be also seen as an effective momentum introduced in order to reproduce the experimental periodicity of EAF.

The γ -ray spectrum from the decay of GDR built in hot ^{46}Ti was recently measured and its shape suggests the presence of an elongated 3-axial equilibrium shape for this nucleus at $J=30\hbar$ [31, 32]. The excitation functions for the system $^{19}\text{F} + ^{27}\text{Al}$ (di-nucleus ^{46}Ti) have

been constructed for TKEL windows centered at 20 and 30 MeV. One can see from Fig. 4(a) that for these TKEL windows (TKE = 50 - 55 MeV and 40 - 45 MeV, respectively) correspond angular momentum values near the region where very elongated shapes could appear.

Thus, one can consider the analysis of the cross section EFs as a robust experimental method to evidence and extract information on such elongated objects. The results obtained in the present paper and in the previous ones [7, 11, 12], using this method, evidence a large deformation of composite systems formed in the first stage of elastic, inelastic scattering and deep inelastic processes in the mass region 36 - 56.

IV. CONCLUSIONS

The EFs analysis for deep inelastic processes in the $^{27}\text{Al} + ^{27}\text{Al}$ collision shows that rotational states with large deformation are excited in the first stage of the reaction. The correlation width of the fluctuations extracted from cross section EF is equal to (115 ± 29) keV to which corresponds a DNS lifetime of $(5.7 \pm 2.2) \cdot 10^{-21}$ sec. The large channel cross correlation coefficients show the non-statistical origin of the fluctuations. They support a reaction mechanism where special states of rotational (molecular) nature play the role of doorway configurations towards a regime characterized by stochastic exchange of nucleons between interacting nuclei as the main mechanism behind the dissipative phenomena in light heavy ion collisions.

Acknowledgments

We are grateful to the operating crew of LNS Tandem accelerator for the quality of delivered beam. For the high quality targets we owe special acknowledgement to Mr. C. Marchetta. We acknowledge Prof. E. Migneco and Prof. D. Vinciguerra for their permanent support.

[1] A. De Rosa, G. Inglima, V. Russo, M. Sandolini, G. Fortuna, G. Montagnoli, C. Signorini, A. M. Stefanini, G. Cardella, G. Pappalardo and F. Rizzo, *Phys. Lett.* **B160**, 239 (1985).
 [2] R. Bonetti, M. S. Hussein, *Phys. Rev. Lett.* **57**, 194, (1986).
 [3] A. Y. Abul-Magd, M. H. Simbel, *Phys. Lett.* **B83**, 27 (1979).
 [4] K. M. Hartmann, W. Dünweber, W. E. Frahn, *Nucl. Phys.* **bf A380**, 170 (1982).
 [5] A. Glaesner, W. Dünweber, W. Hering, D. Konnerth, R. Ritzka; R. Singh and W. Trombik, *Phys. Lett.* **B169**, 153 (1986); T. Suomijärvi, B. Berthier, R. Lucas, M. C. Mermaz, J. P. Coffin, G. Guillaume, B. Heusch, F. Jundt and F. Rami, *Phys. Rev.* **C36**, 181 (1987); A. De Rosa, G. Inglima, M. Romano, V. Russo, M. Sandolini,

G. Cardella, G. Pappalardo, F. Rizzo, G. Fortuna, A. M. Stefanini, S. Beghini, G. Montagnoli and C. Signorini, *Phys. Rev.* **C37**, 1042 (1988); G. Cardella, M. Papa, G. Pappalardo, F. Rizzo, Q. Wang, A. De Rosa, E. Fioretto, G. Inglima, M. Romoli, M. Sandoli, R. Setola, L. Corradi, G. Montagnoli, A. M. Stefanini, *Z. Phys.* **A336**, 387 (1990); F. Rizzo, G. Cardella, A. De Rosa, A. Di Pietro, A. D’Onofrio, E. Fioretto, G. Inglima, M. Papa, G. Pappalardo, M. Romano, M. Romoli, F. Terrasi, M. Sandoli and G. S. Wang, *Z. Phys.* **A349**, 169 (1994); M. Papa, G. Cardella, A. Di Pietro, S. L. Li, A. Musumarra, G. Pappalardo, F. Rizzo, A. De Rosa, G. Inglima, M. La Comarra, D. Pierroutsakou and M. Romoli, *Z. Phys.* **A353**, 205 (1995); Wang Qi, Lu Jun, Xu Hushan, Li Songlin, Zhu Yongtai, Fan Enjie, Yin Xu, Zhang Yuhu, Li Zhichang, Zhao Kui, Lu Xiuqin, Hu Xiaoqing, *Phys.*

- Lett. **B388**, 462 (1996)
- [6] M. Papa, Ph.D. Thesis, VI Cycle, Catania University, 1994
- [7] I. Berceanu,, A. Andronic, M. Duma, D. Moisă, M. Petrovici, A. Pop, V. Simion, S. Aiello, G.Immé, G.Lanzanò, A. Pagano, G. Raciti, G. D'Erasmus, A. Pantaleo, G. Guarino, H.Saccetti *Phys.Rev.* **C57**, 2359 (1998).
- [8] A.Pop, A.Andronic, I. Berceanu, M. Duma, M. Moisă, M. Petrovici, V. Simion, A. Bonasera, G. Immé, G.Lanzanò, A. Pagano, G. Raciti, N. Colonna, G. D'Erasmus, A. Pantaleo, H. Feldmeier, J. Schnack *Nucl. Phys.* **A679**, 793 (2001)
- [9] Yu. S. Kun, *Phys. Lett.* **B257**, 247 (1991)
- [10] Yu. S. Kun, W. Nörenberg and M. Papa, *Phys. Lett.* **B298**, 273 (1993)
- [11] S. Yu. Kun, A. V. Vagov, O. K. Vorov, *Phys. Rev.* **C59**, 1 (1999)
- [12] S. Yu. Kun, B. A. Robson, A. V. Vagov, *Phys. Rev. Lett.*, **83**, 504 (1999)
- [13] M. Petrovici, V. Simion, I. Berceanu, A. Demian, M. Duma, M. Ivaşcu, D. Moisă, E. Osvath, G. Pascovici, R. Bock, A. Gobbi, K. D. Hildenbrand, U. Lynen, H. Sann, G. Augustinski, H. Beeskov, H. W. Daues, IPNE Preprint NP-55-1986
- [14] V. Simion, *Rom. Jour. Phys.* **38**, 513 (1993)
- [15] V. E. Viola, K. Kwiatkowski and M. Walker, *Phys. Rev.* **C31**, 1550 (1985)
- [16] A. Richter, in *Nuclear Spectroscopy and Reactions*, ed. by J. Cerny (Academic, New York, 1974), Vol.B, p.343
- [17] G. Pappalardo, *Phys. Lett.* **13**, 320 (1964)
- [18] Wang Qi, Li Song-lin, Tian Wen-dong, Hu Peng-yun, Lu Jun, F. Amorini, M. Cabibbo, G. Cardella, P. Figueri, A. Musumarra, M. Papa, G. Pappalardo, F. Rizzo, S. Romano, S. Tudisco, B. Heusch, *Chin. Phys. Lett.*, **16**, 876 (1999)
- [19] G. Wolshin, W. Nörenberg, *Z. Phys.*, **A284**, 209 (1979)
- [20] M. Petrovici, A. Andronic, I. Berceanu, A. Buţă, M. Duma, D. Moisă, A. Pop, V. Simion, A. Bonasera, G. Immé, G. Lanzanò, A. Pagano, G. Raciti, N. Colonna, G. d'Erasmus and A. Pantaleo, *Z. Phys.* **A354**, 11 (1996)
- [21] D. M. Brink and K. Dietrich, *Z. Phys.* **A326**, 7 (1987)
- [22] H. Breuer, N. R. Yoder, A. C. Mignerey, V. E. Viola, K. Kwiatkowski and K. L. Wolf, *NIM* **204**, 419 (1983)
- [23] W. W. Wilck, J. R. Birkelund, A. D. Hoover, J. R. Huizenga, W. U. Schroeder, H. J. Wollesheim, UR-NSRL-221 (*Internal Report*), (1980)
- [24] C. K. Gelbke, P. Braun - Munzinger, J. Barette, B. Zeidman, M. J. Levine, A. Gamp, H. L. Harney and Th. Walcher, *Nucl. Phys.* **A269**, 460 (1976)
- [25] J. B. Natowitz, M. N. Nambodiri, R. Eggers, P. Gonthier, K. Geofferoy, R. Hanus, C. Towsley and K. Das, *Nucl. Phys.* **A277**, 477 (1977)
- [26] L. Vanucci, U. Abbodanno, M. Bettiolo, M. Bruno, N. Cindro, M. D'Agostino, P. M. Milazzo, R. A. Ricci, T. Ritz, W. Scheid, G. Vannini, *Z. Phys.* **A355**, 41 (1995)
- [27] S. Yu. Kun, U. Abbodanno, M. Bruno, N. Cindro, M. D'Agostino, P. M. Milazzo, R. A. Ricci, T. Ritz, B. A. Robson, W. Scheid, A. V. Vagov, G. Vannini, L. Vanucci, *Z. Phys.* **A359**, 145 (1997)
- [28] S. Cohen, F. Plasil, W. J. Swiatecki, *Ann. Phys.* **82**, 557-596 (1974)
- [29] C. Bhattacharya, M. Rousseau, C. Beck, V. Rauch, R. M. Friedman, D. Mahboub, R. Nouicer, P. Papka, O. Stezowski, A. Hachem, E. Martin, A. K. Dummer, S. J. Sanders, A. Szanto De Toledo, *Phys. Rev.* **C65** 014611 (2001)
- [30] P. Papka, C. Beck, F. Haas, V. Rauch, M. Rousseau, P. Bednarczyk, S. Courtin, O. Dorvaux, K. Eddahbi, J. Robin, A. Sanchez, I. Zafra, O. Stezowski, A. Pévost, *Acta Phys. Pol.* **B34**, 2343 (2003)
- [31] A. Maj, M. Kmiecik, M. Brekiesz, J. Grebosz, W. Meczyński, J. Styczeń, M. Ziebliński, K. Zuber, A. Bracco, F. Camera, G. Benzoni, B. Million, N. Blasi, S. Brambilla, S. Leoni, M. Pignanelli, O. Wieland, B. Herskind, P. Bednarczyk, D. Curien, J. P. Vivien, E. Farnea, G. De Angelis, D. R. Napoli, J. Nyberg, M. Kicińska-Habior, C. M. Petrache, J. Dudek, K. Pomorski, *Eur. Phys. J.* **A20**, 135 (2004), (nucl-ex/0302004)
- [32] A. Maj, M. Kmiecik, A. Bracco, F. Camera, P. Bednarczyk, B. Herskind, S. Brambilla, G. Benzoni, M. Brekiesz, D. Curien, G. De Angelis, E. Farnea, J. Grebosz, M. Kicińska-Habior, S. Leoni, W. Meczyński, B. Million, D. R. Napoli, J. Nyberg, C. M. Petrache, J. Styczeń, O. Wieland, M. Ziebliński, K. Zuber, N. Dubray, J. Dudek, K. Pomorski, *Nucl. Phys.* **A731**, 319 (2004)