

ϕ meson production in d + Au collisions at $\sqrt{s_{NN}} = 200$ GeV

Dipali Pal *for the PHENIX collaboration*[†]

Department of Physics & Astronomy, Vanderbilt University, Nashville, TN 37235, USA

Abstract.

We present the preliminary results on ϕ meson production in the $\phi \rightarrow K^+K^-$ and $\phi \rightarrow e^+e^-$ decay channels measured at mid-rapidity in $\sqrt{s} = 200$ GeV d + Au collisions at RHIC by the PHENIX experiment. The transverse mass spectra were obtained in both channels. The extracted ϕ yields are found to be consistent with each other. The results are compared to the measurements in Au + Au collisions at the same center of mass energy.

1. Introduction

The ϕ meson is an important probe for studying the chiral symmetry restoration and strangeness production in relativistic heavy ion collisions. The decay of the ϕ meson into dilepton (e^+e^- or $\mu^+\mu^-$) and K^+K^- channels can probe the final state of the collision differently. The dileptons have insignificant interactions with the medium, whereas the kaons can scatter until freeze-out. The presence of a hot and dense medium can modify the spectral properties (mass and/ or width) of the ϕ mesons [1]. However, there are predictions of ϕ width modifications in the cold nuclear matter as well [2]. In general, it is quite important to investigate the evolution of the ϕ meson spectral properties from cold to hot nuclear matter created in d + Au and Au + Au collisions, respectively.

The ϕ meson consists of $s\bar{s}$ quarks. It is, therefore, sensitive to the strangeness production in high energy collisions. The production mechanism of strangeness in heavy ion collisions can be investigated through the measurement of the particle yields. The evolution of ϕ production with system sizes can be studied by measuring the yields in different centrality classes in Au + Au and d + Au collisions.

The PHENIX experiment at RHIC has measured ϕ mesons in both Au + Au and d + Au collisions. We shall mainly concentrate on the preliminary results of ϕ meson measurement in d + Au collisions and its comparison with Au + Au collisions at $\sqrt{s_{NN}} = 200$ GeV.

[†] See Appendix for the full collaboration list.

2. Experimental setup and data analysis

The results described here are obtained using the two central arm spectrometers [3], located East and West of the beam line at mid-rapidity with $\pi/2$ radian azimuthal coverage each.

The collision vertex and centrality are measured by the Beam Beam Counter. The momentum of each track is determined by the drift chamber along with a layer of pad chamber. Tracking and pattern recognition is accomplished by three layers of pad chamber.

The $\phi \rightarrow K^+K^-$ reconstruction uses kaons identified with high resolution Time-of-flight (TOF) wall at the East arm within $|\eta| < 0.35$ and $\Delta\phi \sim \pi/8$ and the Lead Scintillator (PbSc) arrays located at both East and West spectrometer arms. The TOF identifies kaons within $0.3 < p(\text{GeV}/c) < 2.0$ while the PbSc provides π/K separation within a momentum range of $0.3 < p(\text{GeV}/c) < 1.0$.

The electrons, used for ϕ meson reconstruction in e^+e^- channel, are primarily identified by the Ring Imaging Cerenkov Detector. Further identification was provided by requiring the energy in the electromagnetic calorimeter to match the measured momentum of the tracks.

We have analyzed 62×10^6 minimum-bias $d + Au$ events within $|z_{vertex}| < 30$ cm for $\phi \rightarrow K^+K^-$ analysis and 31×10^6 single-electron triggered events for $\phi \rightarrow e^+e^-$ analysis.

3. ϕ meson reconstruction

The reconstruction of ϕ mesons takes place in two steps. First, we combine oppositely charged tracks (kaons for $\phi \rightarrow K^+K^-$ and electrons for $\phi \rightarrow e^+e^-$) to form unlike sign invariant mass spectrum which has some combinatorial background. In the second step, we estimated the combinatorial background by event mixing technique.

For the $\phi \rightarrow K^+K^-$ analysis, we combined all K^+ 's from one event with all K^- 's from the ten other events of the same centrality and vertex class. By limiting ourselves to a combinatorial background that does not exceed more than ten times the statistics of the actual distribution, the errors for fluctuations are ensured to be Poisson [4]. The validity of this event mixing technique is confirmed with like sign distributions. Finally, the unlike sign mixed event mass distribution is normalized to the measured $2\sqrt{N_{++}N_{--}}$. The systematics associated with the normalization procedure is studied by normalizing the same event unlike sign distributions to the mixed events within different invariant mass ranges above ϕ mass range. Typically, we use four different normalization ranges namely, $M_{K^+K^-} < 1.1, 1.15, 1.2$ and 1.25 GeV/ c^2 . The systematic error in the extracted ϕ yield from normalization is estimated to be around 4%. The invariant mass spectrum of the ϕ mesons in K^+K^- decay channel is shown in Fig. 1.

For the $\phi \rightarrow e^+e^-$ analysis extra care is taken to form the mixed event background because the event sample used for di-electron analysis is triggered. The minimum-bias

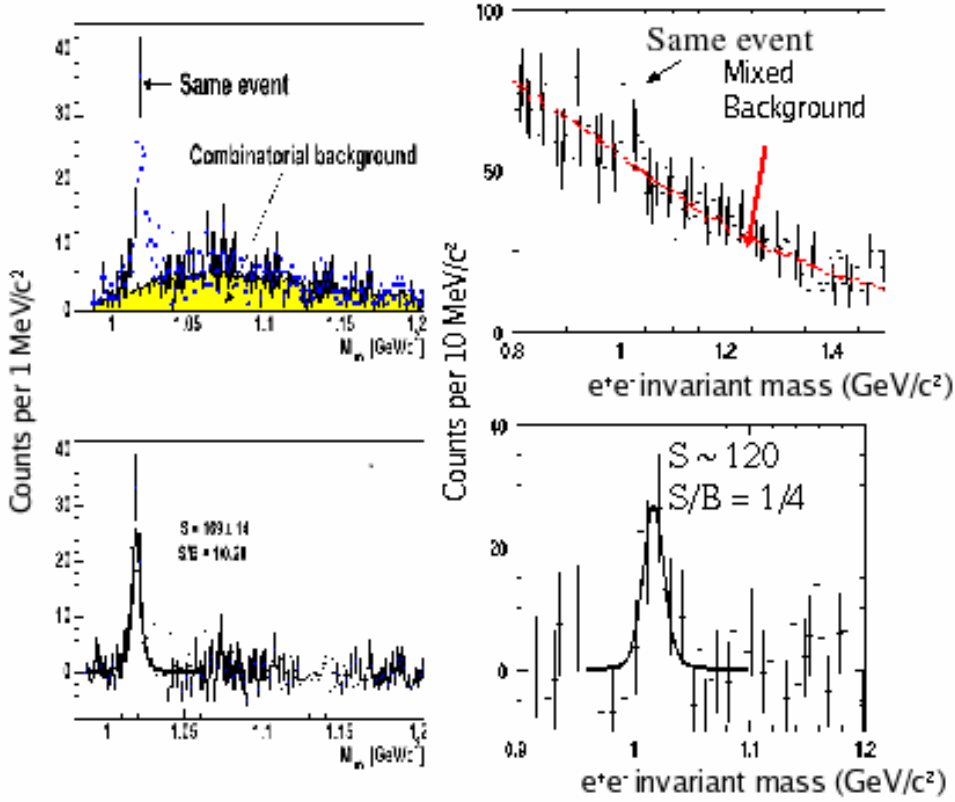


Figure 1. $\phi \rightarrow K^+K^-$ (left) $\phi \rightarrow e^+e^-$ (right) invariant mass spectra. In each plot, the upper panel shows the same event and combinatorial invariant mass distribution while the lower panel exhibits the subtracted mass spectrum.

events are used to form the mixed pair, where one of the electrons is required to pass the trigger requirements. Additionally, as in K^+K^- pairing, events used to form the mixed pairs are required to have similar centralities and vertex positions. The normalization of the mixed event background is done by matching the data to the background in a sideband region between 850 and 950 MeV/c^2 below the signal and 1100 - 1200 MeV/c^2 above the signal. Other methods of normalization are used to calculate the systematic error from this procedure.

The invariant mass spectra are fitted with relativistic Breit Wigner distributions convolved with a Gaussian ϕ mass resolution function to study the line shape of this vector meson. The preliminary analysis shows the ϕ meson spectral shape to be consistent with the Particle Data Book.

4. Corrections

In order to make the transverse mass spectra, we corrected the ϕ meson yields for detector acceptance and reconstruction efficiency by Monte-Carlo simulation. This is

carried out by generating single ϕ mesons with exponential p_T distribution assuming an inverse slope of $T = 320$ MeV and processing these simulated events through PHENIX detector simulation chain that makes the simulated data to be tuned with realistic detector responses. Finally, we calculate the acceptance correction factors defined as

$$\epsilon = N_{\phi}^{Generated} / N_{\phi}^{Reconstructed} \quad (1)$$

for different m_T bins.

In addition, we apply the corrections associated with triggering efficiency and efficiencies related with experimental run period to obtain the corrected ϕ yields.

5. Transverse mass spectra and yields

The minimum bias m_T distributions of the ϕ mesons are reconstructed by dividing the whole dataset into different m_T bins. The minimum bias transverse mass distributions of ϕ mesons are shown in Fig. 2. The transverse mass spectra in K^+K^- decay channel is shown in the left hand side while $\phi \rightarrow e^+e^-$ m_T spectrum is shown on the right. Each spectrum is fitted with exponential function in m_T :

$$\frac{1}{2\pi m_T} \frac{d^2 N}{dm_T dy} = \frac{dN/dy}{2\pi T(T + M_{\phi})} e^{-(m_T - m_{\phi})/T} \quad (2)$$

where dN/dy and T are extracted from the fitting as two free parameters.

The yield parameters, dN/dy and T are shown in Table 1 including the statistical and systematic errors. The preliminary data shows the consistency in the ϕ yield, dN/dy and inverse slope, T in both channels. It may be useful here to mention that a factor of 2 - 4 discrepancy in the ϕ yield in kaon and $\mu^+\mu^-$ decay channels was observed by NA49 and NA50 experiments [5] respectively in Pb + Pb collisions at $\sqrt{s_{NN}} = 17.27$ GeV; the yield in di-muon channel was higher. The possible medium effects which might had caused this discrepancy is unlikely to be present in case of $d + Au$ collisions which produce cold nuclear matter. The consistency in the ϕ yield in $d + Au$ collisions is therefore quite expected. The ϕ meson yield in di-electron channel in Au + Au collisions at $\sqrt{s_{NN}} = 200$ GeV was measured by the PHENIX [6] on the basis of 2001 Au + Au run at RHIC. But, the statistical and systematic errors in that preliminary measurement was too high to observe any discrepancy compared to K^+K^- decay channel. However, this issue will be readdressed in 2003-2004 high luminosity Au + Au collisions where the PHENIX experiment has recorded 1.5×10^9 events.

6. System-size dependence

The ϕ meson yield in Au + Au collisions has also been measured by the PHENIX experiment [7, 8]. We compare the preliminary ϕ yield in minimum bias $d + Au$ collisions in K^+K^- decay channel with the same in centrality selected Au + Au collisions to measure the rate of ϕ production with varying system sizes. The Fig. 3 presents system size dependence of ϕ yield from $d + Au$ to Au + Au collisions. Here we plot the variation

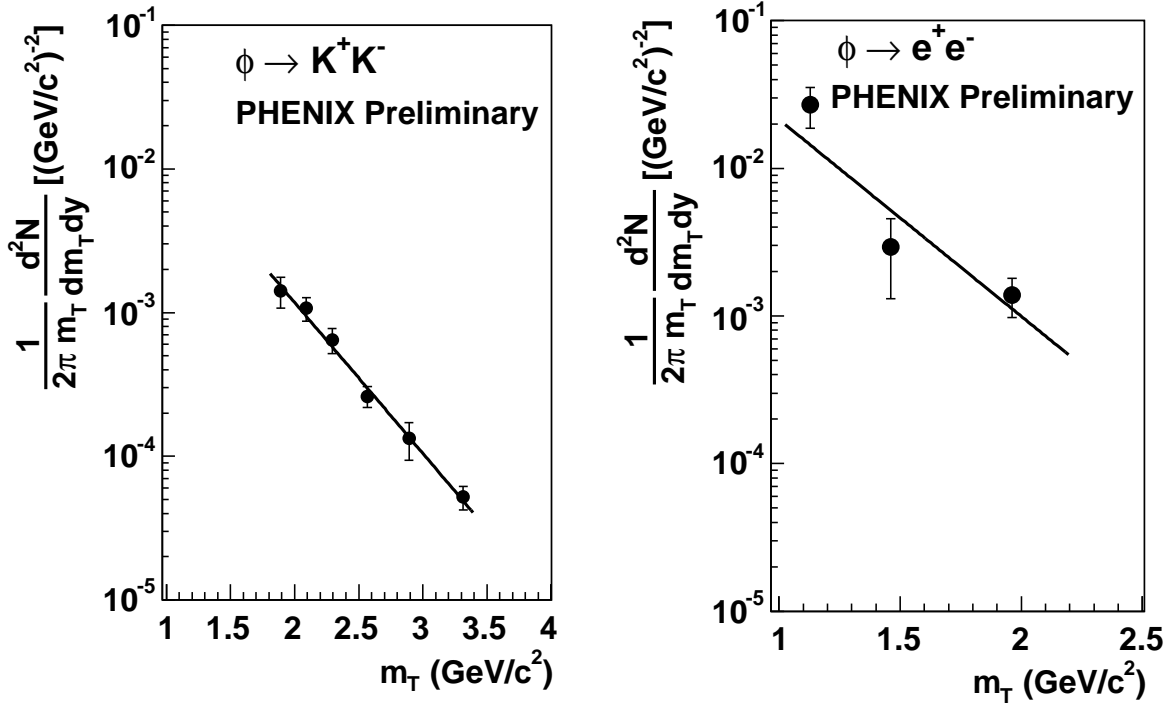


Figure 2. Transverse mass distributions of ϕ mesons reconstructed in K^+K^- (left) and e^+e^- decay channels.

Table 1. dN/dy and T of ϕ mesons measured in K^+K^- and e^+e^- decay channels in $d + Au$ collisions at RHIC.

Decay Channel	dN/dy	T (MeV)
$\phi \rightarrow K^+K^-$	0.047 ± 0.009 (stat) ± 0.009 (syst)	414 ± 31 (stat) ± 23 (syst)
$\phi \rightarrow e^+e^-$	0.056 ± 0.015 (stat) ± 0.028 (syst)	326 ± 94 (stat) ± 173 (syst)

of ϕ yields with number of participants measured by a Monte-Carlo calculation based on the Glauber model[9]. The left hand side shows dN/dy as a function of number of participants indicating an increase in dN/dy from $d + Au$ minimum-bias to $Au + Au$ collisions. The right hand side plot, however, presents the variation of dN/dy per participant with number of participants. This shows a sharp increase in dN/dy per participant as we make a transition from $d + Au$ minimum-bias to $Au + Au$ peripheral (40 - 92%) and then a saturation in case of $Au + Au$ collisions.

The variation of the inverse slope, T with N_{part} is shown in Fig. 4. We observe that the inverse slope of ϕ in K^+K^- channel in $Au + Au$ and $d + Au$ collisions are

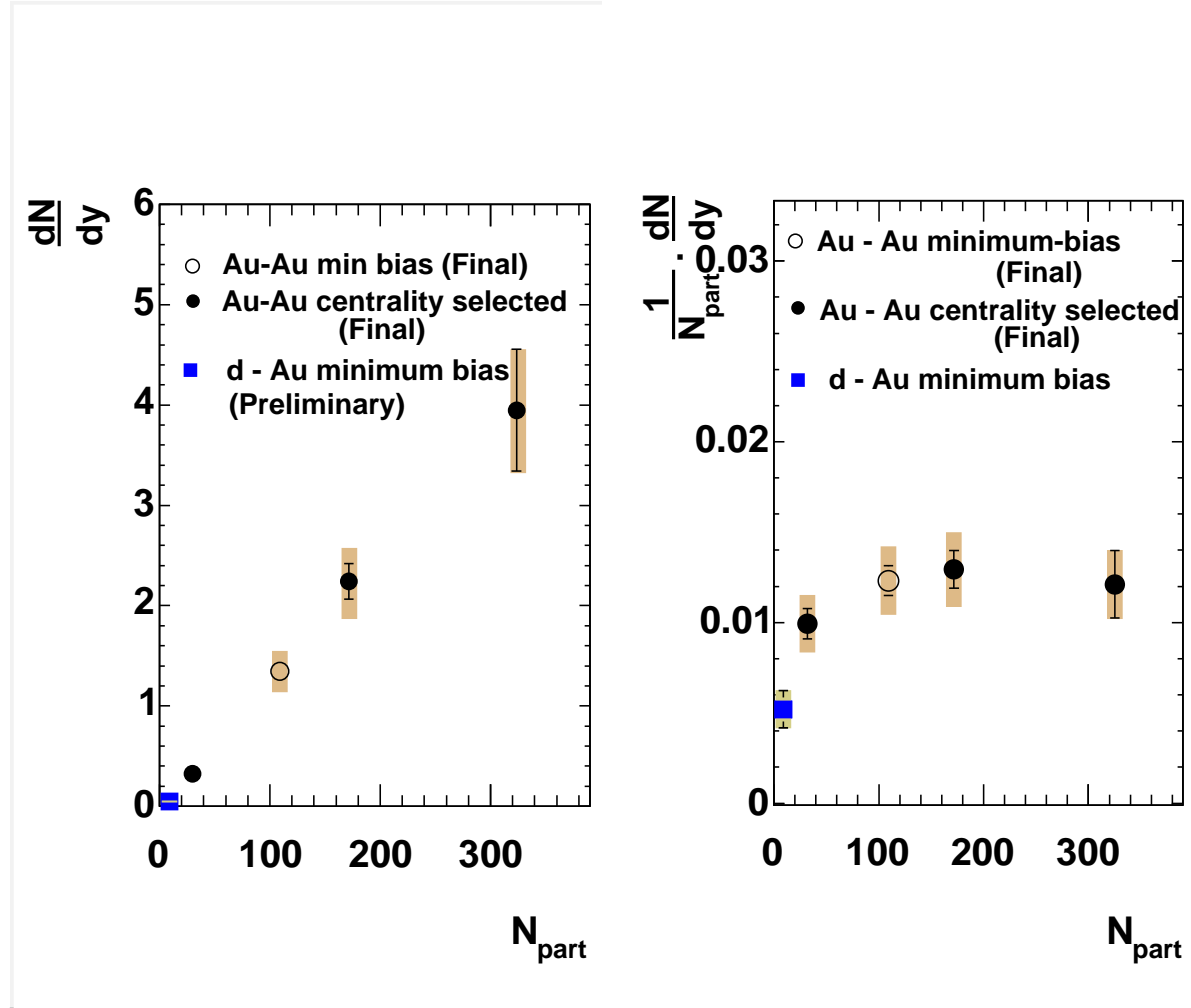


Figure 3. ϕ yield (in K^+K^- decay channel) in $d + Au$ and $Au + Au$ collisions as a function of number of participants. The left hand side shows dN/dy vs. N_{part} while the right hand side presents dN/dy per participant vs. N_{part} . The statistical error bars are shown by thin black lines whereas the systematic errors are indicated by thick brown lines.

consistent within statistical and systematic error bars.

7. Summary

The PHENIX experiment at RHIC has measured ϕ meson yields both in K^+K^- and e^+e^- decay channels in $d + Au$ collisions at $\sqrt{s_{NN}} = 200$ GeV. The yield of the ϕ meson in both channels are found to be consistent within errors. We have made a systematic comparison between ϕ yield in $d + Au$ and $Au + Au$ collisions at $\sqrt{s_{NN}} = 200$ GeV. We observe a sharp increase in dN/dy of the ϕ per participant from $d + Au$ to $Au + Au$ collisions.

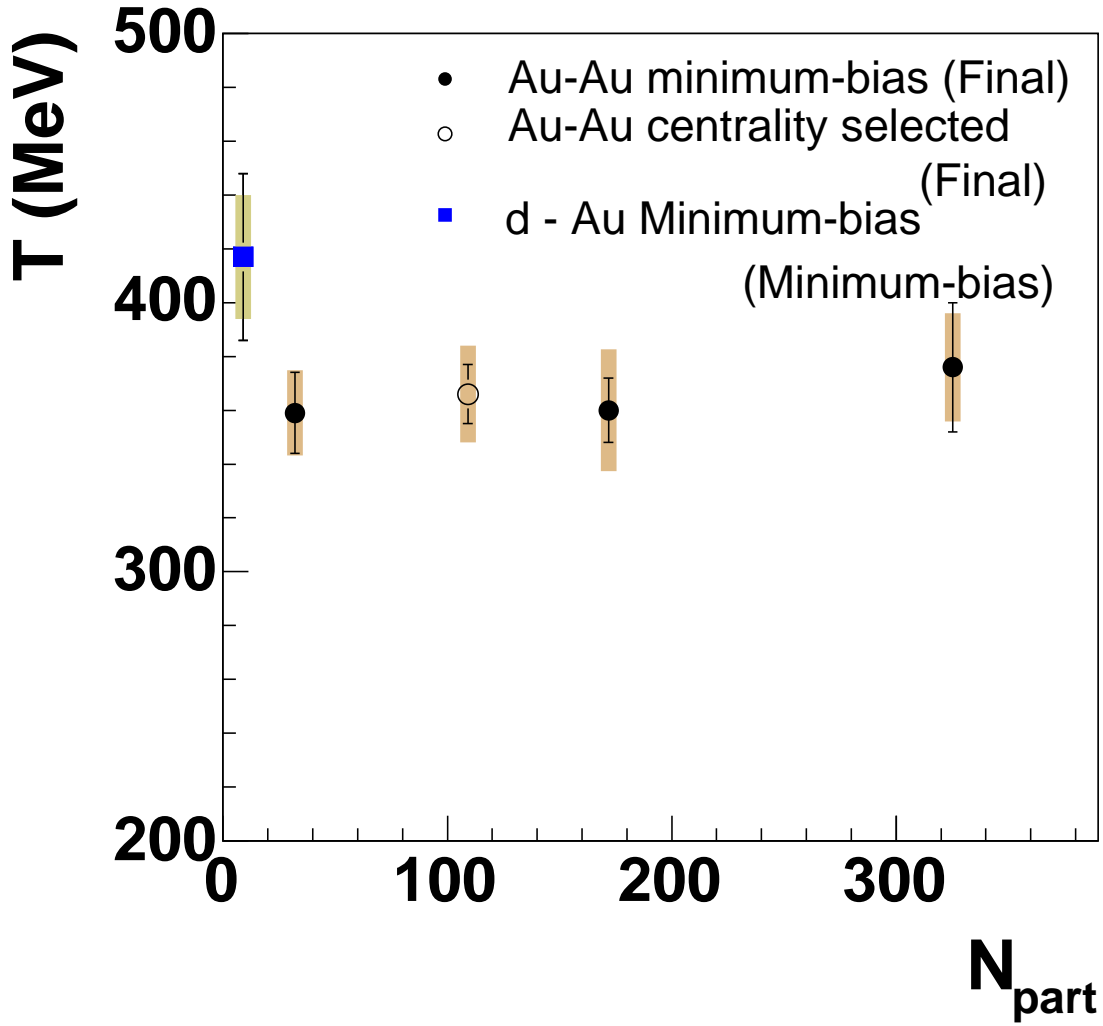


Figure 4. ϕ meson inverse slope (in K^+K^- decay channel) in $d + Au$ and $Au + Au$ collisions as a function of number of participants. The statistical error bars are shown by thin black lines whereas the systematic errors are indicated by thick brown lines

References

- [1] K. Haglin, these proceedings.
- [2] F. Klingl, T. Waas and W. Weise, Phys. Lett. **B431** 254 (1998).
- [3] K. Adcox *et al* (PHENIX Collaboration), Nucl. Instr. Meth. **A499** 489 (2003).
- [4] R. A. Soltz, Ph.D. thesis, Department of Physics, Massachusetts Institute of Technology, 1994.
- [5] D. Rohrlich, J. Phys. **G 27**, 355 (2001).
- [6] Debsankar Mukhopadhyay for the PHENIX collaboration, Nucl. Phys. **A 715**, 494 (2003).
- [7] PHENIX Collaboration, S. S. Adler *et al.*, nucl-ex/0410012
- [8] D. Mukhopadhyay for the PHENIX collaboration, these proceedings.
- [9] S. S. Adler *et al.*, Phys. Rev. Lett. **91** 072303 (2003).

