

Measurement of the Analyzing Power in $\vec{p}d \rightarrow (pp)n$ with a Fast Forward 1S_0 -Diproton

S. Yaschenko^{1,2}, S. Dymov², A. Kacharava^{1,3}, V. Komarov², G. Macharashvili^{2,3}, F. Rathmann^{4*},
S. Barsov⁵, R. Gebel⁴, M. Hartmann⁴, A. Khoukaz⁶, P. Kulesa^{4,7}, A. Kulikov², V. Kurbatov²,
N. Lang⁶, I. Lehmann⁴, B. Lorentz⁴, T. Mersmann⁶, S. Merzliakov², S. Mikirtytchians⁵,
A. Mussgiller⁴, M. Nioradze³, H. Ohm⁴, D. Prasuhn⁴, R. Schleichert⁴, H. Seyfarth⁴,
E. Steffens¹, H. J. Stein⁴, H. Ströher⁴, Yu. Uzikov^{2,8}, B. Zalikhanov², and N. Zhuravlev²

¹Physikalisches Institut II, Universität Erlangen-Nürnberg, 91058 Erlangen, Germany

²Laboratory of Nuclear Problems, Joint Institute for Nuclear Research, 141980 Dubna, Russia

³High Energy Physics Institute, Tbilisi State University, 380086 Tbilisi, Georgia

⁴Institut für Kernphysik, Forschungszentrum Jülich, 52425 Jülich, Germany

⁵High Energy Physics Department, Petersburg Nuclear Physics Institute, 188350 Gatchina, Russia

⁶Institut für Kernphysik, Universität Münster, 48149 Münster, Germany

⁷Henryk Niewodniczanski Institute of Nuclear Physics, 31342, Cracow, Poland and

⁸Kazakh National University, Department of Physics, 480012 Almaty, Kazakhstan

(Dated: July 3, 2018)

A measurement of the analyzing power A_y of the $\vec{p}d \rightarrow (pp) + n$ reaction was carried out at the ANKE spectrometer at COSY at beam energies of 0.5 and 0.8 GeV by detection of a fast forward proton pair of small excitation energy $E_{pp} < 3$ MeV. The S -wave dominance in the fast diproton is experimentally demonstrated in this reaction. While at $T_p = 0.8$ GeV the measured analyzing power A_y vanishes, it reaches almost unity at $T_p = 0.5$ GeV for neutrons emitted at $\theta_n^{c.m.} = 167^\circ$. The results are compared with a model taking into account one-nucleon exchange, single scattering, and $\Delta(1232)$ excitation in the intermediate state. The model describes fairly well the unpolarized cross section obtained earlier and the analyzing power at 0.8 GeV, it fails to reproduce A_y at 0.5 GeV.

PACS numbers: 24.70.+s, 25.10.+s, 13.75.Cs

The structure of the lightest nuclei at short distances ($r_{NN} < 0.5$ fm) or high relative momenta ($q > 1/r_{NN} \sim 0.4$ GeV/c), and the closely related nucleon–nucleon (NN) interaction constitute fundamental problems in nuclear physics. Experimental investigations employ processes where the momentum transfer to the nucleus is large ($Q \sim 1$ GeV/c). Most of our present knowledge about the structure of the deuteron has been obtained from electromagnetic probes. The existing data on elastic electromagnetic deuteron form factors for $Q < 1$ GeV/c are in reasonable agreement with NN models based on the exchange of mesons [1, 2]. The situation above $Q \sim 1$ GeV/c becomes much less clear due to increasing contributions from meson–exchange currents (MEC) in ed interactions and theoretical uncertainties in their treatment. Moreover, meson–exchange models have difficulties to explain photo–disintegration data ($\gamma d \rightarrow np$) for energies $E_\gamma > 1$ GeV [3]. Models based on quark degrees of freedom have recently become quite successful in describing the data [4].

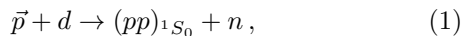
Independent information about the short–range structure of nuclei can be obtained from hadronic interactions at large q . However, the study of the simplest processes in the GeV region, $pd \rightarrow dp$ [5] as well as inclusive ($dp \rightarrow pX$ [6]) and exclusive ($pd \rightarrow ppn$ [7])

deuteron disintegration turned out to be not conclusive in this respect [1]. It is therefore important to obtain new data under conditions that make the theoretical interpretation more transparent. Recently, the unpolarized cross section of the $pd \rightarrow (pp)n$ reaction was measured at proton beam energies $T_p = 0.6$ to 1.9 GeV in a kinematics similar to backward pd elastic scattering [8] with formation of a fast diproton in a 1S_0 state at low excitation energy ($E_{pp} < 3$ MeV). At high Q , near threshold deuteron electro–disintegration $d(e, e')pn$ [9] and single pion production, $pp \rightarrow pp\pi^0$ [10] and $pn \rightarrow (pp)\pi^-$ [11], constitute prominent examples for the observation that substitution of an ordinary deuteron in the final state by a singlet deuteron or its isotriplet partner, the diproton, will give new insight into the reaction dynamics. In $pd \rightarrow (pp)n$, the diproton provides two new features which are absent for isosinglet nucleon pairs [5, 6, 7]. *i*) The contribution from three–body forces, related to two isovector meson exchanges, in particular the excitation of Δ and N^* resonances in the intermediate state, is suppressed by the isospin factor of 3 in the amplitude of this process [12]. This suppression is of relevance, because the theoretical interpretation of three–body effects in hadronic reactions encountered problems similar to those of MEC in electromagnetic processes [12, 13, 14, 15]. *ii*) The S -wave dominates in the internal state of the diproton at $E_{pp} < 3$ MeV. Due to the repulsive NN core, the 1S_0 diproton wave function $\psi_{pp}(q)$ has a node at relative pp momenta $q \approx 0.4$ GeV/c [16], leading to a distinct en-

*Electronic address: f.rathmann@fz-juelich.de

ergy dependence of various polarization observables [17] that helps to identify the dominant reaction mechanisms. The recent analysis [18] of the $pd \rightarrow (pp)_{1S_0}n$ cross section, based on a model for the $pd \rightarrow dp$ process [13], includes the one-nucleon exchange (ONE), single scattering (SS), and double pN scattering with excitation of a $\Delta(1232)$ isobar. This analysis accounts for initial and final state interactions and employs modern NN potentials, based on the exchange of mesons, e.g. CD-Bonn [19]. A reasonable agreement with our recent data [8] is achieved. In contrast, the widely used NN potentials like the Paris [20] and especially the Reid Soft Core (RSC) potential [21] lead to a strong disagreement with the data. These potentials apparently overestimate the high-momentum components of the NN wave function $\psi_{NN}(q)$. Another approach, using the ONE mechanism only [22], which is based on relativistic P -waves in the diproton and deuteron also explains the data [8].

New information about this reaction can be obtained from measurements of polarization observables. Here we report about the first measurement of the vector analyzing power A_y at $T_p = 0.5$ and 0.8 GeV of the reaction



where $(pp)_{1S_0}$ denotes a fast proton pair emitted in the forward direction with small excitation energy $E_{pp} < 3$ MeV. The two beam energies were chosen because of the difference in the reaction mechanisms predicted by the model [18]. While at 0.5 GeV the contribution from the Δ excitation is comparable to that from ONE, at 0.8 GeV the latter is completely eliminated due to the node in the pp wave function $\psi_{pp}(q)$ and hence the process is governed by the Δ mechanism. Each mechanism under consideration alone yields an almost vanishing analyzing power. Because of their interference a substantial A_y arises, which is expected to decrease with increasing beam energy between $T_p = 0.5$ and 0.8 GeV.

The experiment was performed at the ANKE spectrometer [23] at the internal beam of COSY-Jülich [24] with about $3 \cdot 10^9$ stored vertically polarized protons. The experimental setup is shown in Fig. 1. The Forward Detector (FD) measured proton pairs from the deuteron breakup and single protons, scattered at small angles from $pd \rightarrow pX$. The Silicon-detector telescope (SDT) recorded recoil deuterons from small-angle elastic pd scattering. The FD [25, 26] comprises a set of three multi-wire proportional chambers (MWPCs) and a two-plane scintillation hodoscope, consisting of vertically oriented counters (8 in the first plane, 9 in the second). The acceptance of the setup (Fig. 1) allows one to detect protons from quasi-elastic scattering from $\theta_{\text{lab}} = 4.5^\circ$ to 10° at $T_p = 0.5$ GeV and 0.8 GeV. The vertical acceptance corresponds to $\pm 3.5^\circ$. Protons from the breakup reaction with $E_{pp} < 3$ MeV are detected from $\theta_{\text{lab}} = 0^\circ$ to 6.5° at both energies, the polar angles of the proton pairs range from $\theta_{pp}^{c.m.} = 0^\circ$ to 14° . The uncertainty in

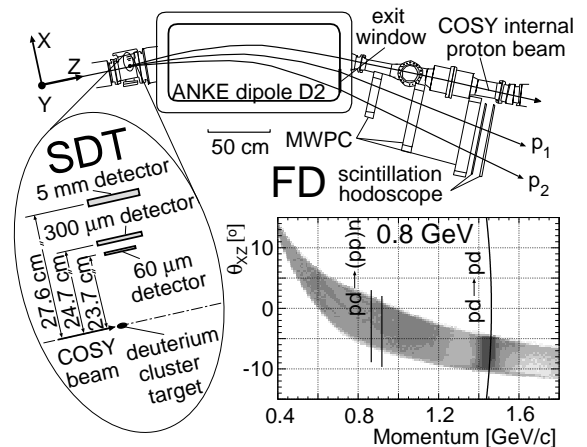


FIG. 1: Top-view of the ANKE spectrometer with the forward detector (FD) and the Silicon-detector telescope (SDT, see inset). Diprotons from the breakup reaction stem from the region indicated in the distribution of the polar angle projection θ_{xz} vs particle momentum (lower right). Protons from pd elastic scattering are distributed along the kinematical locus.

E_{pp} ranges from 0.2 MeV at $E_{pp} = 0.3$ MeV to 0.3 MeV at $E_{pp} = 3$ MeV. The SDT [27] consists of three layers of silicon counters in the horizontal plane located inside the vacuum of the ANKE target chamber. Recoil deuterons at angles around $\theta_{\text{lab}} = 90^\circ$ were detected in the SDT in coincidence with elastically scattered protons in the FD. The SDT provided an unambiguous deuteron identification with a detector resolution of 300 keV. The deuterium cluster-jet [28] produced a target density of about $2 \cdot 10^{14}$ atoms/cm² with a target length along the beam of 12 mm and a width of 4.9 mm.

The tracks were reconstructed from the hits in the MWPCs, ensuring that they intercept the 0.5 mm Al exit window. The three-momentum vectors were determined by tracing the particles through the magnetic field of the spectrometer [26]. For two particles hitting different hodoscope counters the correlation of the measured time-of-flight (TOF) difference Δt_{meas} and $\Delta t(\vec{p}_1, \vec{p}_2)$, calculated from the measured three-momenta assuming proton masses, allows one to identify charged particle pairs from different reactions (Fig. 2). However, proton pairs from the deuteron breakup can be identified via missing mass without this TOF criterion, as discussed in Ref. [8]. At both energies and for both orientations of the beam polarization, the missing mass peak is observed at the neutron mass M_n , yielding (0.938 ± 0.005) GeV/c² ($T_p = 0.5$ GeV) and (0.935 ± 0.005) GeV/c² ($T_p = 0.8$ GeV). The (rms) peak widths are 16 MeV/c² and 20 MeV/c², respectively.

The S -wave dominance in the diproton final state is illustrated in Fig. 3, where the acceptance corrected distribution of events is shown over the cosine of the proton polar angle ($\cos \theta_k^{c.m.}$) in the two-proton rest frame with

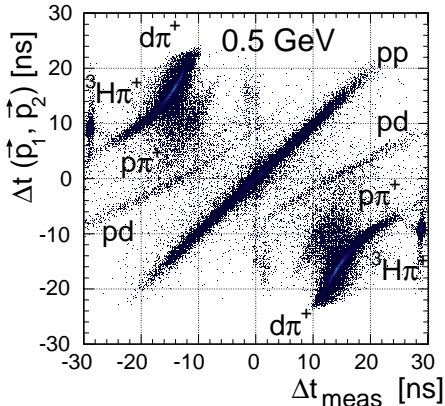


FIG. 2: Proton pairs are identified from the correlation of the TOF differences Δt_{meas} and $\Delta t(\vec{p}_1, \vec{p}_2)$.

respect to the total momentum of the pair.

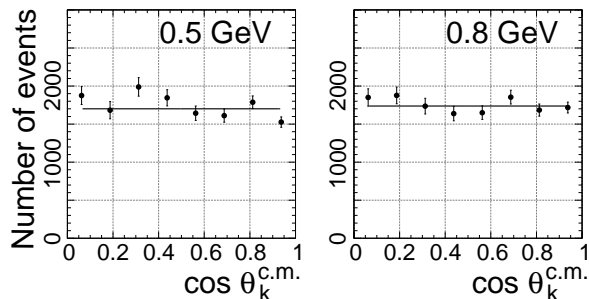


FIG. 3: Acceptance corrected distribution of events as function of $\cos \theta_k^{\text{c.m.}}$ for 0.5 GeV (left panel) and 0.8 GeV (right).

The spin-dependent yield is given by

$$Y(\theta, \phi)_{\uparrow(\downarrow)} = Y_0(\theta) \cdot [1 + P_{\uparrow(\downarrow)} \cdot A_y(\theta) \cdot \cos \phi], \quad (2)$$

where Y_0 denotes the spin-averaged yield and $P_{\uparrow(\downarrow)}$ the absolute value of the beam polarization, oriented along the vertical y -axis. (The coordinate system is shown in Fig. 1.) Polar and azimuthal angles θ and ϕ of the breakup reaction are determined from the neutron momentum in the c.m. system, $\vec{p}_n = -(\vec{p}_1 + \vec{p}_2)$, where \vec{p}_1 and \vec{p}_2 are the proton momenta.

The absence of azimuthal symmetry of the ANKE spectrometer does not permit one to measure a vector analyzing power from the left-right count rate asymmetry. Therefore, we measured the analyzing power by reversing every two cycles the orientation of the polarization. Careful monitoring of the relative luminosity $L_{\uparrow}/L_{\downarrow}$ was achieved by either detecting single particles in the FD at $\theta_{\text{lab}} < 1^\circ$ or at $\phi = 90^\circ \pm 5^\circ$ and $\phi = 270^\circ \pm 5^\circ$, where the rates are insensitive to the vertical beam polarization.

The beam polarization at $T_p = 0.800$ GeV was determined from precise pd -elastic analyzing power data [29]

at 0.796 GeV. The pd elastic scattering angles were determined from the energy deposit of the identified deuterons in the SDT. Since there are no data available at 0.5 GeV, we resorted to the polarization export technique [30] to obtain a calibrated polarization for 0.5 GeV. This was achieved by setting up a cycle with a flat top at energy $T_p = 0.8$ GeV (I), followed by deceleration to a flat top at 0.5 GeV (II), and subsequent re-acceleration to a flat top at 0.8 GeV (III). Avoiding depolarization during crossing of the resonances, the measured beam polarizations $P_I = 0.564 \pm 0.003^{\text{stat.}} \pm 0.004^{\text{syst.}}$ and $P_{III} = 0.568 \pm 0.004^{\text{stat.}} \pm 0.005^{\text{syst.}}$ agree within errors. The systematic errors arise from the statistical uncertainty of the relative luminosity. The weighted average of P_I and P_{III} was used to export the beam polarization to flat top II and to determine the angular distribution of the previously unknown analyzing power of pd elastic scattering at 0.5 GeV. A small angle-independent correction of -0.0024 was applied in the export procedure to account for the 4 MeV difference in beam energy, using the energy dependence of A_y between 500 and 800 MeV.

The analyzing power is determined from

$$A_y(\theta) = \frac{\varepsilon(\theta)}{P} \cdot \frac{1}{\langle \cos \phi \rangle_\theta}, \quad (3)$$

where $P = (P_{\uparrow} + P_{\downarrow})/2$ and $\varepsilon(\theta)$ is given by

$$\varepsilon(\theta) = \frac{N_{\uparrow}(\theta)/L_{\uparrow} - N_{\downarrow}(\theta)/L_{\downarrow}}{N_{\uparrow}(\theta)/L_{\uparrow} + N_{\downarrow}(\theta)/L_{\downarrow}}. \quad (4)$$

Here $N_{\uparrow}(\theta)/L_{\uparrow}$ and $N_{\downarrow}(\theta)/L_{\downarrow}$ denote the number of events in each θ bin, weighted by the relative luminosity for each orientation of the beam polarization. Events were selected for which $|\phi| \leq 45^\circ$. The average $\langle \cos \phi \rangle_\theta = N_\theta^{-1} \sum_i^{N_\theta} (\cos \phi_i)_\theta$, where $N_\theta = N_{\uparrow}(\theta) + N_{\downarrow}(\theta)$, is determined from the experimental data for each θ bin. The number of counts N_{\uparrow} and N_{\downarrow} were obtained from the neutron missing mass spectra for proton pairs with $E_{pp} < 3$ MeV. The spectra for the two orientations of the beam polarization were fitted separately with the sum of a Gaussian and a linear function to account for the background and the yield was determined within a $\pm 3\sigma$ range around M_n . The background was subtracted separately for each reconstructed missing mass value. The obtained values of A_y at 0.5 and 0.8 GeV are shown in Fig. 4 as function of $\theta_n^{\text{c.m.}}$ [31].

The systematic uncertainty of the analyzing power contains contributions from various sources, which were all added in quadrature. An upper limit for the difference of the beam polarization $\Delta P = (P_{\uparrow} - P_{\downarrow})/2 = 0.013$ was determined from a polarization measurement using the low energy polarimeter of COSY. The analyzing powers change by a factor $(1 + \Delta P \cdot A_y)^{-1}$, thus leading to a systematic error of at most ± 0.008 . The systematic effect on A_y due to the uncertainty of the relative luminosity $L_{\uparrow}/L_{\downarrow}$ does not exceed ± 0.003 . The total systematic

uncertainty of A_y is smaller than 20% of the statistical error and never exceeds ± 0.02 at all angles. Finite-bin corrections to the final A_y amount to at most 0.017, nevertheless they were applied in all θ bins.

The measured A_y is almost zero at 0.8 GeV, in agreement with the predictions of the ONE+SS+ Δ model. At this energy, the calculated A_y is almost insensitive to the spin structure of the Δ -mechanism, which completely dominates the process and produces alone a near zero value of A_y . A peculiarity of the data at 0.5 GeV is the rapid increase of A_y up to a value of 0.8 in a small angular interval from 180° to 167° . (In contrast, in the same angular interval the analyzing power of $pd \rightarrow dp$ scattering [32, 33, 34] at comparable energies, 0.425, 0.68, 0.8 and 1.053 GeV, never exceeds 0.12.) The increase of A_y with decreasing energy from 0.8 to 0.5 GeV is expected from the ONE+SS+ Δ model, however, the magnitude is grossly underestimated. Different NN -interaction potentials (RSC, Paris) do not improve the description. We recall that the model describes reasonably well the unpolarized cross section [18] ($\chi^2/\text{d.f.} = 1.8$) and has no free parameters. The inadequateness of the model to describe A_y at 0.5 GeV may be related to the spin structure of the Δ -mechanism, given here by the Born term of the $\pi + \rho$ meson exchange in the $NN \rightarrow \Delta N$ transition [13, 18]. (A similar problem was observed recently [15] at lower energies, where, however, the role of the Δ is much weaker.) Improvements may be achieved by using a coupled channel NN and $N\Delta$ calculation as was done for the $pN \rightarrow (pp)_{1S_0}\pi$ process [11].

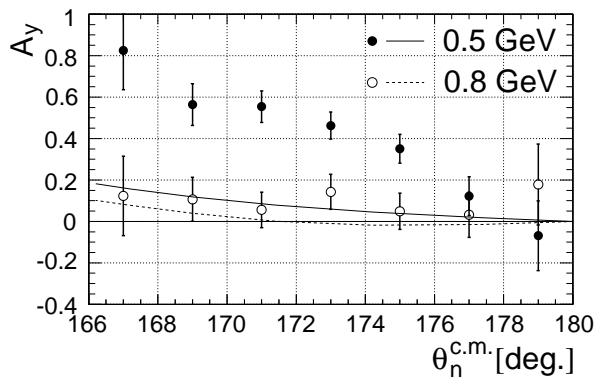


FIG. 4: Angular dependence of the analyzing power A_y as function of the neutron polar angle $\theta_n^{\text{c.m.}}$ for $T_p = 0.5$ (\bullet) and 0.8 GeV (\circ). The lines show predictions for A_y at 0.5 GeV (solid) and 0.8 GeV (dashed) from the ONE + SS + Δ model [17, 18], with the CD-Bonn potential.

In summary, a large analyzing power is observed in the $\bar{p}d \rightarrow (pp)_{1S_0}n$ process at 0.5 GeV and a value close to zero at 0.8 GeV, significantly differing from the behavior of A_y in pd backward elastic scattering. The observed disagreement of the ONE+SS+ Δ model predictions with the measured A_y clearly demonstrates the

need to reconsider the spin structure of three-body forces related to the Δ -mechanism. Further insight into the short-range structure of the deuteron can be achieved from a measurement of the tensor analyzing power T_{20} in $\bar{p}d \rightarrow (pp)_{1S_0}n$, in preparation at ANKE, for which the theoretical predictions are more robust than for A_y .

We acknowledge the support of the COSY accelerator crew, the help of H. Rohdjeß (EDDA Collaboration) during the first beam polarization measurements, and the temporary appointment of one of us (I.L.) by FZ-Rosendorf. This work was supported by the BMBF (06 ER126), a BMBF grant to JINR, the BMBF/WTZ grants (Rus-667-97, Rus 00/211, Rus 01/691, Kaz 99/001, and Kaz 02/001) and the Heisenberg-Landau program.

-
- [1] M. Garçon and J.W. Van Orden, *Adv. Nucl. Phys.* **26**, 293 (2001).
 - [2] R. Gilman and F. Gross, *J. Phys.* **G28**, R37 (2002).
 - [3] C. Bochna *et al.*, *Phys. Rev. Lett.* **81**, 4576 (1998), see also references [3], [4], [9], and [10] therein.
 - [4] V.Yu. Grishina *et al.*, *Eur. Phys. J.* **A10**, 355 (2001) and **A19**, 117 (2004).
 - [5] L.S. Azhgirey *et al.*, *Phys. Lett.* **B391**, 22 (1997).
 - [6] A. Ableev *et al.*, *Nucl. Phys.* **A393**, 491 (1983).
 - [7] S.L. Belostotsky *et al.*, *Phys. Rev.* **C56**, 50 (1997).
 - [8] V. Komarov *et al.*, *Phys. Lett.* **B553**, 179 (2003).
 - [9] S. Auffert *et al.*, *Phys. Rev. Lett.* **55**, 1362 (1985).
 - [10] H.O. Meyer *et al.*, *Nucl. Phys.* **A539**, 633 (1992).
 - [11] F. Duncan *et al.*, *Phys. Rev. Lett.* **80**, 4390 (1998).
 - [12] Yu.N. Uzikov, *JETP Lett.* **75**, 5 (2002).
 - [13] L.A. Kondratyuk *et al.*, *Phys. Lett.* **B100**, 448 (1981).
 - [14] A. Boudard and M. Dillig, *Phys. Rev.* **C31**, 302 (1985).
 - [15] H. Sakai *et al.*, *Phys. Rev. Lett.* **84**, 5288 (2000).
 - [16] O. Imambekov, Yu.N. Uzikov, *Sov. J. Nucl. Phys.* **47**, 862 (1990). A.V. Smirnov and Yu.N. Uzikov, *Phys. Atom. Nucl.* **61**, 361 (1998).
 - [17] Yu.N. Uzikov *J. Phys.* **G28**, B13 (2002).
 - [18] J. Haidenbauer and Yu.N. Uzikov, *Phys. Lett.* **B562**, 227 (2003).
 - [19] R. Machleidt, *Phys. Rev.* **C63**, 024001 (2001).
 - [20] M. Lacombe *et al.*, *Phys. Lett.* **B101**, 139 (1981).
 - [21] J.R.V. Reid, *Ann. Phys. (N.Y.)* **50**, 411 (1968).
 - [22] L.P. Kaptari *et al.*, *Eur. Phys. J.* **A19**, 301 (2004).
 - [23] S. Barsov *et al.*, *Nucl. Instrum. Methods* **A462**, 364 (2001).
 - [24] R. Maier, *Nucl. Instrum. Methods* **A390**, 1 (1997).
 - [25] B. Chiladze *et al.*, *Part. Nucl., Lett.* **4**, 95 (2002).
 - [26] S. Dymov *et al.*, *Part. Nucl., Lett.* **2**, 40 (2004).
 - [27] I. Lehmann *et al.*, *Nucl. Instrum. Methods* **A530**, 275 (2004).
 - [28] A. Khoukaz *et al.*, *Eur. Phys. J.* **D5**, 275 (1999).
 - [29] F. Irom *et al.*, *Phys. Rev.* **C28**, 2380 (1983).
 - [30] R.E. Pollock *et al.*, *Phys. Rev.* **E55**, 7606 (1997).
 - [31] See EPAPS document No. ??? for a table of the results.
 - [32] N.E. Booth *et al.*, *Phys. Rev.* **D4**, 1261 (1971).
 - [33] E. Biegert *et al.*, *Phys. Rev. Lett.* **41**, 1098 (1978).
 - [34] E. Winkelmann *et al.*, *Phys. Rev.* **C21**, 2535 (1980).

TABLE I: Experimental results of A_y in $\bar{p}d \rightarrow (pp)n$.

$\theta_n^{c.m.}$ [deg]	$(T_p = 0.5 \text{ GeV})$	$(T_p = 0.8 \text{ GeV})$
	$A_y^p \pm \sigma_{stat} \pm \sigma_{syst}$	$A_y^p \pm \sigma_{stat} \pm \sigma_{syst}$
167	$0.83 \pm 0.19 \pm 0.02$	$0.12 \pm 0.19 \pm 0.01$
169	$0.56 \pm 0.10 \pm 0.02$	$0.11 \pm 0.11 \pm 0.01$
171	$0.55 \pm 0.08 \pm 0.01$	$0.06 \pm 0.09 \pm 0.01$
173	$0.46 \pm 0.07 \pm 0.01$	$0.14 \pm 0.08 \pm 0.01$
175	$0.35 \pm 0.07 \pm 0.01$	$0.05 \pm 0.09 \pm 0.01$
177	$0.12 \pm 0.09 \pm 0.01$	$0.03 \pm 0.11 \pm 0.01$
179	$-0.07 \pm 0.18 \pm 0.01$	$0.18 \pm 0.19 \pm 0.01$