

Search for the $\bar{\Theta}^- \rightarrow K^- \bar{n}$ with PHENIX

Christopher Pinkenburg[†] for the PHENIX[§] collaboration

[†]Brookhaven National Laboratory, Physics Dept., Upton, NY, 11973-5000

E-mail: pinkenburg@bnl.gov

Abstract. The PHENIX experiment at RHIC should be sensitive to decays of the anti-pentaquark $\bar{\Theta}^-$ via the $K^- \bar{n}$ channel. Charged kaons can be identified using the standard tracking and time of flight up to a momentum of 1.5 GeV/c. Anti-neutron candidates are detected via their annihilation signal in the highly segmented electromagnetic calorimeter (EMCal). In order to assess the quality of the anti-neutron identification we reconstruct the $\bar{\Sigma} \rightarrow \bar{n}\pi$. As an additional crosscheck the invariant mass of $K^+ \bar{n}$ is reconstructed where no resonance in the pentaquark mass range is expected. At the present time no enhancement at the expected pentaquark mass is observed in dAu collisions at $\sqrt{s_{NN}} = 200$ GeV.

The possibility of five quark systems (pentaquarks) has been discussed for more than two decades (see, e.g. Ref [1]). A recent publication [2] based on the soliton model made a prediction of a narrow resonance ($\Gamma < 15 \text{ MeV}/c^2$) with a mass $\approx 1530 \text{ MeV}/c^2$. This pentaquark – designated the Θ^+ – is expected to decay into the channels $K^+ n$ and $K^0 p$. Starting in 2003 narrow resonances in the expected mass range have been observed in many experiments (LEPS [3], DIANA [4], CLAS [5] [6], SAPHIR [7] HERMES [8], SVD [9] COSY-TOF [10]). A peak was also found in neutrino scattering experiments [11].

The reconstruction of the Θ^+ pentaquark is technically difficult in PHENIX [12], due to the relatively small acceptance for 3-body final states and the difficulty of detecting neutrons. However, due to the unique signature of anti-neutrons in the highly segmented PHENIX electromagnetic calorimeter, a search for decays of the anti-pentaquark $\bar{\Theta}^- \rightarrow K^- \bar{n}$ is technically feasible.

Charged particles are tracked using the central arm spectrometers [13]. The kaon identification is accomplished by combining their momentum obtained from the tracking detectors with their time-of-flight as measured by the EMCal, shown in fig. 1. The upper limit of the momenta for separating kaons is 1.5 GeV/c, beyond which the contamination by pions becomes too large.

The anti-neutron candidates are selected via their annihilation signal in the EMCal. Since there is no independent measurement of anti-neutrons to calibrate the EMCal response, guidance for identifying the anti-neutron signal is provided

[§] For the full PHENIX Collaboration author list and acknowledgments, see Appendix “Collaborations” of this volume.

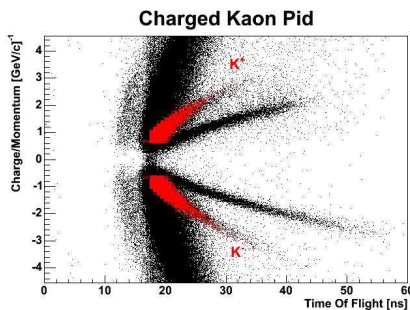


Figure 1. Charged kaon identification: The momentum is reconstructed by the central tracking, the time-of-flight is determined by the EMCal. The range of identified kaons is marked in black.

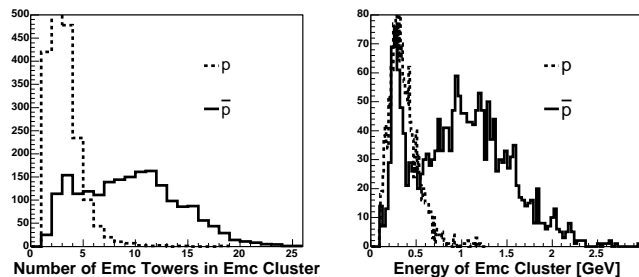


Figure 2. EMCAL response for protons and anti-protons. The additional annihilation energy of the anti-protons leads to larger clusters. Searching for large clusters is the main tool to identify anti-neutron candidates

by the characteristics of clusters created by identified protons and anti-protons. The identification of both protons and anti-protons is accomplished via the usual combination of momentum and time-of-flight, and the resulting sample is used to determine the features of the annihilation signal in the calorimeter. The main differences in the response of the EMCAL to protons and anti-protons are the number of struck towers and the amount of energy deposited, as shown in fig.2. Only clusters with a measured time more than 3 ns later than the photon arrival time were used in the analysis, and further, clusters were only used if the shower shape showed a poor fit to that expected for a photon.

To remove clusters which were produced by charged particles a layer of pad chambers (PC3) in front of the EMCAL was used as a veto counter. Clusters within 12 cm of a PC3 hit were excluded. In order to compensate for dead regions of the PC3, EMCAL clusters which are closer than 12 cm to the trajectory of a charged track at the EMCAL surface were also removed.

The selected anti-neutron candidates are then combined with identified charged kaons (and pions for the reconstruction of $\bar{\Sigma}$ baryons) and the invariant mass of these pairs is calculated. To subtract the uncorrelated background a high statistics distribution using pairs from mixed events is created. The reconstruction of anti-sigmas provides an important confirmation of the validity of these techniques. As shown in fig. 3,

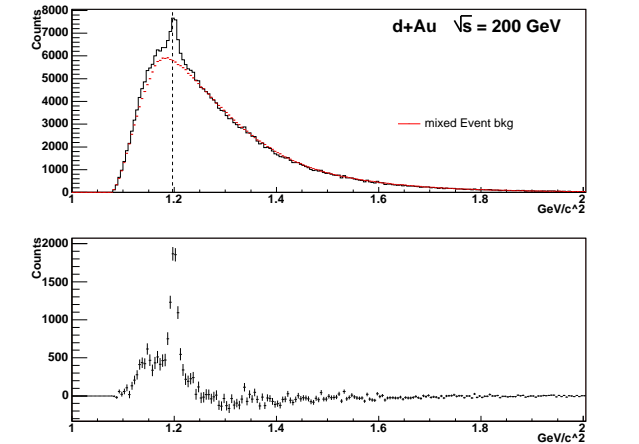


Figure 3. $\pi^+ \bar{n}$ Invariant mass distribution. The peak is very close to the expected value of $1.197 \text{ GeV}/c^2$. The lower panel shows the distribution after the mixed background is subtracted. This plot contains the timing correction. Without the timing correction the width of the peak is about a factor of 2 larger.

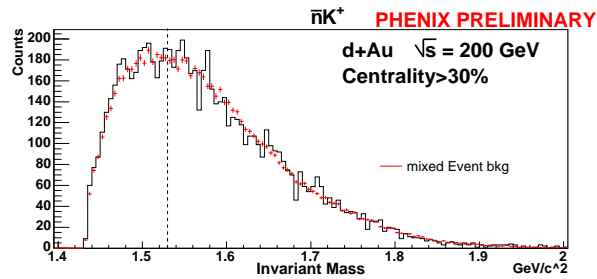


Figure 4. $K^+ \bar{n}$ Invariant mass distribution. No peak is expected in the mass range between $1.5 \text{ GeV}/c^2$ and $1.6 \text{ GeV}/c^2$. It serves as a crosscheck for technical problems and particle misidentifications.

the $\pi^+ \bar{n}$ invariant mass distribution exhibits a peak very close to the nominal mass of the $\bar{\Sigma}^-$ ($1.197 \text{ GeV}/c^2$ [14]). Future PHENIX limits or yields for anti-pentaquark production at RHIC are likely to rely on this observation as an important calibration of both experimental resolution and acceptance for anti-neutrons.

A further crosscheck for a real anti-pentaquark signal is the absence of a signal in the invariant mass distribution of $K^+ \bar{n}$ which is shown in fig. 4. No resonance is expected in the mass range of $1.5 \text{ GeV}/c^2 - 1.6 \text{ GeV}/c^2$ but technical problems and contaminations due to misidentified particles should affect both distributions.

The analysis was done with d+Au data at $\sqrt{s_{NN}} = 200 \text{ GeV}$ which were taken during Run-3 at RHIC. In the initial analysis of peripheral events (Centrality > 30% of the inelastic cross section) a statistically significant peak at an invariant mass of $1.54 \text{ GeV}/c^2$ was observed but no peak was seen in the accompanying $K^+ \bar{n}$ invariant mass distribution. This was the status of the analysis which was reported at the conference. As part of a systematic investigation of this intriguing result, an independent analysis was performed which showed no structure in the vicinity of $1.54 \text{ GeV}/c^2$.

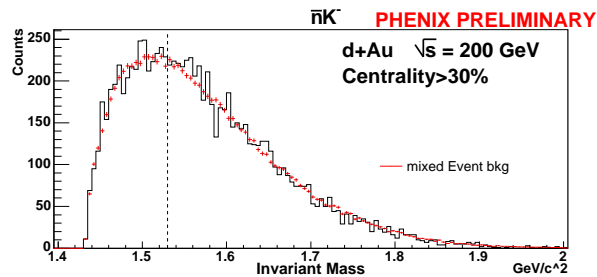


Figure 5. $K^- \bar{n}$ Invariant mass distribution, no enhancement is visible at the $\bar{\Theta}^-$ mass after the necessary timing correction is applied

Further comparisons determined that the original analysis lacked a necessary timing correction. This translated into a distortion of the momentum of only the anti-neutrons.

The correction is negligible ($<5\%$) for most of the events, which is the reason why the original analysis could reconstruct the $\bar{\Sigma}$. However, as a result of applying the correction the peak at $1.54 \text{ GeV}/c^2$ in the $K^- \bar{n}$ invariant mass distribution loses its statistical significance. The distribution shown in fig. 5 uses the same events and the same cuts as those originally presented, but after application of the correction. The $K^+ \bar{n}$ invariant mass distribution in fig. 4 (also after application of the correction) which served as a safeguard against technical problems and particle misidentifications did not change visibly.

Currently it is unclear what mechanism is behind the appearance of the peak at $1.54 \text{ GeV}/c^2$ and why the control $K^+ \bar{n}$ invariant mass distribution did not exhibit the same feature. This is being actively investigated. The unique anti-neutron capabilities of the PHENIX apparatus, as evidenced by the cleanly reconstructed anti-sigma channel, leave open the possibility of testing of coalescence models for their production[16, 15] by establishing limits or measuring yields of anti-pentaquarks at RHIC.

- [1] Jaffe R L, SLAC-PUB-1774 *Talk presented at the Topical Conf. on Baryon Resonances, Oxford, Eng., Jul 5-9, 1976*
- [2] Diakonov D, Petrov P and Polyakov M V, *Z. Phys.* **A359**, 305 (1997)
- [3] LEPS Collaboration Nakano T *et al.* *Phys. Rev. Lett.* **91**, 012002 (2003)
- [4] DIANA Collaboration Barmin V V *et al.* *Phys. Atom. Nucl.* **66**, 1715 (2003)
- [5] CLAS Collaboration Kubarovsky V *et al.* *Phys. Rev. Lett.* **92**, 032001 (2004), *Phys. Rev. Lett.* **92**, 049902 (2004)
- [6] CLAS Collaboration Stepanyan S *et al.* *PPhys. Rev. Lett.* **91**, 252001 (2003)
- [7] SAPHIR Collaboration Barth J *et al.* *Phys. Lett.* **B572**, 127 (2003).
- [8] HERMES Collaboration Airapetian A *et al.* arXiv:hep-ex/0312044.
- [9] SVD Collaboration Aleev A *et al.* arXiv:hep-ex/0401024.
- [10] COSY-TOF Collaboration Abdel-Bary M *et al.*, arXiv:hep-ex/0403011.
- [11] Asratyan A E, Dolgolenko A G and M. A. Kubantsev, arXiv:hep-ex/0309042.
- [12] PHENIX Collaboration, Adcox K *et al.*, *Nucl. Instrum. Methods* **A499**, 469 (2003)
- [13] PHENIX Collaboration, Adcox K *et al.*, *Nucl. Instrum. Methods* **A499**, 489 (2003)
- [14] Particle Data Group, <http://pdg.lbl.gov/>
- [15] J. Randrup, *Phys. Rev. C* **68**, 031903 (2003) [arXiv:nucl-th/0307042].
- [16] L. W. Chen, V. Greco, C. M. Ko, S. H. Lee and W. Liu, arXiv:nucl-th/0308006.