

Full Jet Reconstruction in d+Au and p+p Collisions at RHIC

Thomas Henry[†] for the STAR Collaboration[‡]

[†]Texas A&M University, College Station, TX 77843, USA
 thenry@physics.tamu.edu

Abstract. The STAR detector is well suited for investigating jet production at RHIC. It has a large acceptance for both charged particles and electromagnetic radiation, so that reconstructed jets contain a large fraction of the particles descending from an initial hard scattered parton. Inclusive jets can be used to measure j_T , which characterizes the transverse jet shape. Di-jet angular distributions in d+Au and p+p collisions at RHIC provide a determination of intrinsic and nuclear k_T . The most recent results from this analysis based on year 2003 d+Au and p+p data are presented and compared to results of a di-hadron correlation study.

1. Introduction

Jet studies are of great importance for understanding Au+Au collisions at RHIC and the properties of the high density matter which result from them. It is essential to understand how the medium does or does not modify jet yields and jet shapes [1]. The results from d+Au and p+p collisions provide the baseline for medium modification studies in Au+Au collisions. For these simpler systems, jets can be examined in great detail via full jet reconstruction. In contrast, full jet reconstruction is not practical in Au+Au collisions, so the comparisons with Au+Au must be done using inclusive particle yields and di-hadron and N-hadron correlations.

This study presents the first full jet reconstruction at RHIC and reports j_T distributions from p+p collisions and k_T measurements in p+p and d+Au collisions. j_T characterizes the transverse shape of a jet. k_T measures the transverse momentum of a parton within a nucleon or nucleus, and its growth from p+p to nuclear collisions is believed to contribute to the Cronin effect [2]. Comparisons are also made to j_T and k_T results inferred from di-hadron correlations.

The STAR detector is well suited for investigating jet production at RHIC, due to the complete ϕ coverage and large η coverage of the TPC and EMC. The STAR Barrel EMC data used in this study provide neutral energy including π^0 decay photons. The barrel EMC during the 2003 RHIC run measured neutral energy in the range $0 < \eta < 1$. The 2400 towers each covered an angular area of $\Delta\eta \times \Delta\phi = 0.05 \times 0.05$. The barrel

[‡] For the full author list and acknowledgements see Appendix "Collaborations" in this volume.

EMC was read out in minimum bias events. It was also used to trigger on “high tower” events, where one of the towers was above a certain energy threshold, e.g. $E_T > 2.5$ GeV. This “high tower” triggered event sample contains a much larger fraction of jets than the minimum bias event sample.

This analysis uses two different algorithms that reconstruct a jet by capturing the spray of fragmenting particles in a geometric cone. One centers the cone on the most energetic hadrons in the event, while the other optimizes the cone direction to maximize the included energy. Care must be taken when reconstructing jets in $d+Au$ collisions, to ensure that an algorithm is robust at high multiplicity.

Measurement of jet energy requires corrections for charged particle energy deposition in the EMC, for the finite efficiencies of the TPC and EMC, and for the unmeasured energy carried by long-lived neutral particles (n , K_L , ...). It is also possible for the jet reconstruction algorithm to miss soft particles. The total energy scale correction applied is about $1/0.8$ for minimum bias events, and $1/0.86$ for “high tower” events, and is derived from Pythia Monte Carlo Simulations.

A sample of Pythia events processed by the STAR detector simulator was analyzed in the same fashion as the data. For jets with measured $E_T < 9$ GeV, the Pythia simulations compare well with the data. Understanding the higher E_T jet distributions is still in progress, though low to moderate E_T jets dominate average quantities such as $\langle E_T \rangle$ and $\langle j_T \rangle$.

2. Inclusive Jet Studies

The component of the hadron momentum perpendicular to the jet thrust axis is given by:

$$j_T = \sqrt{p_h^2 - \frac{(\vec{p}_h \cdot \vec{p}_j)^2}{p_j^2}},$$

where \vec{p}_h and \vec{p}_j represent the momentum of the hadron and jet, respectively. The formula shows that while j_T is related to the fragmentation of the jet and dependent on the jet thrust axis, it is not dependent on the jet energy scale.

Figure 1 shows the j_T distributions from jets in $p+p$ collisions with observed

$E_T > 5$ GeV, for both the Monte Carlo and the min bias data. For hadron $p_T > 2.0$ GeV/c, the data and the Monte Carlo agree within 4%. For charged hadrons with

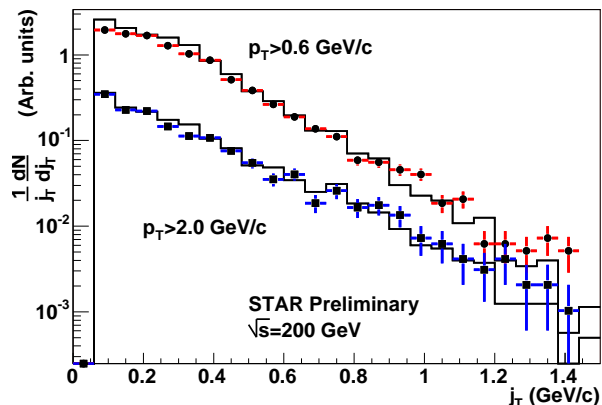


Figure 1. $p+p$ jet j_T Jet j_T distributions for two hadron p_T thresholds. Histograms are Pythia Monte Carlo events processed by the STAR detector simulator. The Pythia curve for hadron $p_T > 2.0$ GeV/c has been arbitrarily normalized for comparison purposes.

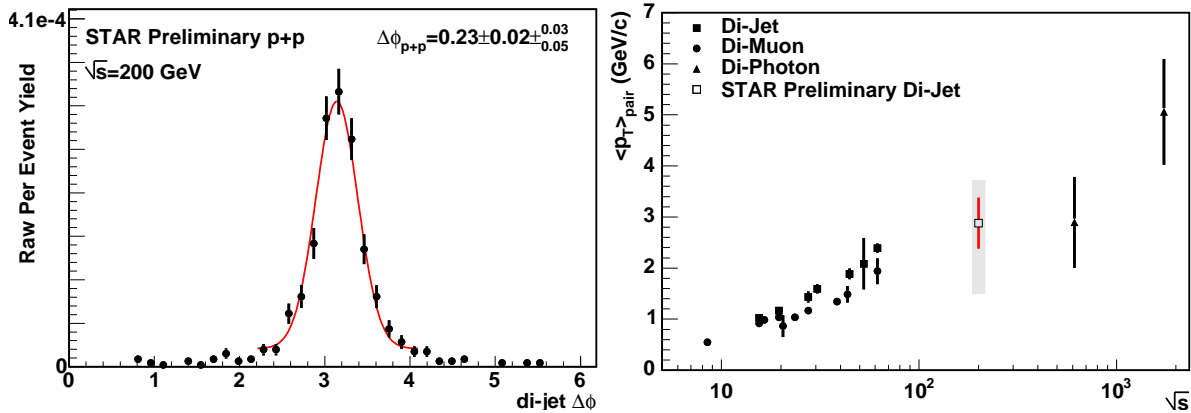


Figure 2. The left panel shows the p+p di-jet $\Delta\phi$ distribution at $\sqrt{s} = 200$ GeV. The right panel shows comparison to the world data [3] for $\langle p_T \rangle_{pair}$ as a function of \sqrt{s} .

$p_T > 2.0$ GeV/c, $\langle j_T \rangle = 515 \pm 50_{sys}$ MeV/c.

3. Di-jet Studies

The di-jet opening angle is one of the basic observables obtained from di-jet events. For di-jets, $\Delta\phi = \pi$ in leading order QCD. Gluon radiation broadens $\Delta\phi$, which is measured by the per-parton root mean square $k_T \equiv \sqrt{\langle k_T^2 \rangle} = \langle E_T \rangle \sin \sigma_{\Delta\phi}$. When reconstructing di-jets, one “trigger” jet with observed $E_T > 7$ GeV is reconstructed from both neutral and charged hadrons using the high tower which triggered the event. This establishes the di-jet energy scale, but also restricts the jet to positive η , due to the barrel EMC acceptance. The other “away” jet is reconstructed using charged particles only, allowing the “away” jet to range $-0.5 < \eta < 0.5$. This mixes both symmetric and asymmetric partonic collisions into the sample, just as in high- p_T inclusive yields.

The left panel of figure 2 shows the di-jet $\Delta\phi$ distribution for p+p collisions. For these reconstructed p+p di-jets, the corrected jet energy scale is $\langle E_T \rangle = 13.0 \pm 0.7_{sys}$ GeV. Using the jet energy scale and the overall detector resolution obtained from Pythia simulations, the intrinsic $\sqrt{\langle k_T^2 \rangle} = 2.3 \pm 0.4 \pm 0.67_{1.11}$ GeV/c. The right panel of figure 2 shows the STAR p+p di-jet $\langle p_T \rangle_{pair} = \sqrt{\frac{\pi}{2} \langle k_T^2 \rangle}$ compared with world data [3]. The left panel of Figure 3 shows the di-jet $\Delta\phi$ distribution for d+Au collisions. Taking $k_{T_{obs}}^2 = k_{T_{pp}}^2 + k_{T_{nucl}}^2$, we find the $\sqrt{\langle k_{T_{nucl}}^2 \rangle} = 2.8 \pm 1.2 \pm 1.0$ GeV/c in d+Au collisions. The major systematic uncertainties are the jet energy scale in p+p and d+Au, the detector resolution, and treatment of the background in the di-jet $\Delta\phi$ distributions. The present uncertainties are conservative estimates, and the capability exists at STAR for future improvement of all the k_T measurements.

A complementary di-hadron analysis at STAR correlates high E_T photons measured with the EMC and charged particles found in the TPC. Photons provide significant advantages since the high tower trigger selects the events of interest. The right panel of Figure 3 shows the results for d+Au collisions with two different thresholds for the trigger photon E_T . The di-hadron correlation strength increases and the width narrows as the trigger photon E_T is increased. The increased E_T also permits higher associated particle thresholds, which reduces the background. When applied to Au+Au

collisions, this technique will provide much cleaner separation of jet-like correlations from anisotropic flow (v_2) compared to previous studies with charged trigger particles [4]. The di-hadron analysis finds that preliminary values for $\langle j_T \rangle = 450 \pm 40 \pm 150$ MeV/c and $\sqrt{\langle k_T^2 \rangle} = (1.9 \pm 0.2 \pm 0.3) / \langle z \rangle$ GeV/c, where $\langle z \rangle$, the average fragmentation fraction of the trigger photon, is estimated to be the range $0.6 \sim 0.8$. Within present systematic uncertainties, the jet analysis results and the di-hadron results agree. For additional details, see [5].

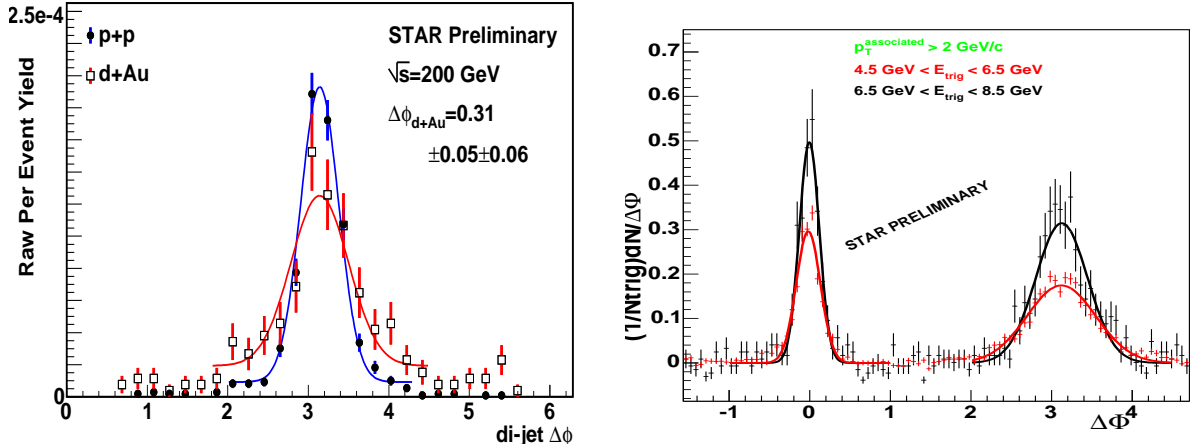


Figure 3. The left panel shows the $d+Au$ di-jet $\Delta\phi$ distribution at $\sqrt{s} = 200$ GeV. $\Delta\phi_{d+Au} = 0.31 \pm 0.05 \pm 0.06$. The right panel shows $d+Au$ di-hadron $\Delta\phi$ from [5].

4. Conclusion

Jets have been reconstructed in both $p+p$ and $d+Au$ collisions. The $p+p$ jets have been used to measure both j_T and k_T . The j_T results agree with the Monte Carlo simulation studies. The $d+Au$ $k_{T_{nucl}}$ value, though having large uncertainty, is in line with the expectation from previous experiments [6] indicating that $k_{T_{nucl}}$ is substantial compared with $k_{T_{pp}}$. The $\langle j_T \rangle$ and $\sqrt{\langle k_T^2 \rangle}$ results from full jet reconstruction agree well with similar measurements using di-hadron correlations. In addition to reducing uncertainties, future analysis will focus on jet and di-jet cross sections in $p+p$ and $d+Au$ collisions, as well as R_{dAu} for jets (partons).

References

- [1] M. Gyulassy et al., nucl-th/0302077.
- [2] D. Antreasyan et al., Phys. Rev. D 19, 764 (1979).
- [3] L. Apanasevich et al., Phys. Rev. D59, 074007 (1999).
- [4] C. Adler et al., Phys. Rev. Lett. 90, 082302 (2003).
- [5] S. Chattopadhyay et al. (STAR Collaboration), nucl-ex/0403013.
- [6] M.D. Corcoran et al. (E609 Collaboration), Phys. Lett. B259, 209 (1991).