

# Scaling properties of proton and anti-proton production in $\sqrt{s_{NN}} = 200$ GeV Au+Au collisions

S.S. Adler,<sup>5</sup> S. Afanasiev,<sup>17</sup> C. Aidala,<sup>5</sup> N.N. Ajitanand,<sup>43</sup> Y. Akiba,<sup>20,38</sup> J. Alexander,<sup>43</sup> R. Amirikas,<sup>12</sup> L. Aphecetche,<sup>45</sup> S.H. Aronson,<sup>5</sup> R. Auerbeck,<sup>44</sup> T.C. Awes,<sup>35</sup> R. Azmoun,<sup>44</sup> V. Babintsev,<sup>15</sup> A. Baldissieri,<sup>10</sup> K.N. Barish,<sup>6</sup> P.D. Barnes,<sup>27</sup> B. Bassalleck,<sup>33</sup> S. Bathe,<sup>30</sup> S. Batsouli,<sup>9</sup> V. Baublis,<sup>37</sup> A. Bazilevsky,<sup>39,15</sup> S. Belikov,<sup>16,15</sup> Y. Berdnikov,<sup>40</sup> S. Bhagavatula,<sup>16</sup> J.G. Boissvain,<sup>27</sup> H. Borel,<sup>10</sup> S. Borenstein,<sup>25</sup> M.L. Brooks,<sup>27</sup> D.S. Brown,<sup>34</sup> N. Bruner,<sup>33</sup> D. Bucher,<sup>30</sup> H. Buesching,<sup>30</sup> V. Bumazhnov,<sup>15</sup> G. Bunce,<sup>5,39</sup> J.M. Burward-Hoy,<sup>26,44</sup> S. Butsyk,<sup>44</sup> X. Camard,<sup>45</sup> J.-S. Chai,<sup>18</sup> P. Chand,<sup>4</sup> W.C. Chang,<sup>2</sup> S. Chernichenko,<sup>15</sup> C.Y. Chi,<sup>9</sup> J. Chiba,<sup>20</sup> M. Chiu,<sup>9</sup> I.J. Choi,<sup>52</sup> J. Choi,<sup>19</sup> R.K. Choudhury,<sup>4</sup> T. Chujo,<sup>5</sup> V. Cianciolo,<sup>35</sup> Y. Cobigo,<sup>10</sup> B.A. Cole,<sup>9</sup> P. Constantin,<sup>16</sup> D.G. d'Enterria,<sup>45</sup> G. David,<sup>5</sup> H. Delagrange,<sup>45</sup> A. Denisov,<sup>15</sup> A. Deshpande,<sup>39</sup> E.J. Desmond,<sup>5</sup> O. Dietzsch,<sup>41</sup> O. Drapier,<sup>25</sup> A. Drees,<sup>44</sup> R. du Rietz,<sup>29</sup> A. Durum,<sup>15</sup> D. Dutta,<sup>4</sup> Y.V. Efremenko,<sup>35</sup> K. El Chenawi,<sup>49</sup> A. Enokizono,<sup>14</sup> H. En'yo,<sup>38,39</sup> S. Esumi,<sup>48</sup> L. Ewell,<sup>5</sup> D.E. Fields,<sup>33,39</sup> F. Fleuret,<sup>25</sup> S.L. Fokin,<sup>23</sup> B.D. Fox,<sup>39</sup> Z. Fraenkel,<sup>51</sup> J.E. Frantz,<sup>9</sup> A. Franz,<sup>5</sup> A.D. Frawley,<sup>12</sup> S.-Y. Fung,<sup>6</sup> S. Garpman,<sup>29</sup> \* T.K. Ghosh,<sup>49</sup> A. Glenn,<sup>46</sup> G. Gogiberidze,<sup>46</sup> M. Gonin,<sup>25</sup> J. Gosset,<sup>10</sup> Y. Goto,<sup>39</sup> R. Granier de Cassagnac,<sup>25</sup> N. Grau,<sup>16</sup> S.V. Greene,<sup>49</sup> M. Grosse Perdekamp,<sup>39</sup> W. Guryn,<sup>5</sup> H.-Å. Gustafsson,<sup>29</sup> T. Hachiya,<sup>14</sup> J.S. Haggerty,<sup>5</sup> H. Hamagaki,<sup>8</sup> A.G. Hansen,<sup>27</sup> E.P. Hartouni,<sup>26</sup> M. Harvey,<sup>5</sup> R. Hayano,<sup>8</sup> X. He,<sup>13</sup> M. Heffner,<sup>26</sup> T.K. Hemmick,<sup>44</sup> J.M. Heuser,<sup>44</sup> M. Hibino,<sup>50</sup> J.C. Hill,<sup>16</sup> W. Holzmann,<sup>43</sup> K. Homma,<sup>14</sup> B. Hong,<sup>22</sup> A. Hoover,<sup>34</sup> T. Ichihara,<sup>38,39</sup> V.V. Ikonnikov,<sup>23</sup> K. Imai,<sup>24,38</sup> D. Isenhower,<sup>1</sup> M. Ishihara,<sup>38</sup> M. Issah,<sup>43</sup> A. Isupov,<sup>17</sup> B.V. Jacak,<sup>44</sup> W.Y. Jang,<sup>22</sup> Y. Jeong,<sup>19</sup> J. Jia,<sup>44</sup> O. Jinnouchi,<sup>38</sup> B.M. Johnson,<sup>5</sup> S.C. Johnson,<sup>26</sup> K.S. Joo,<sup>31</sup> D. Jouan,<sup>36</sup> S. Kametani,<sup>8,50</sup> N. Kamihara,<sup>47,38</sup> J.H. Kang,<sup>52</sup> S.S. Kapoor,<sup>4</sup> K. Katou,<sup>50</sup> S. Kelly,<sup>9</sup> B. Khachaturov,<sup>51</sup> A. Khanzadeev,<sup>37</sup> J. Kikuchi,<sup>50</sup> D.H. Kim,<sup>31</sup> D.J. Kim,<sup>52</sup> D.W. Kim,<sup>19</sup> E. Kim,<sup>42</sup> G.-B. Kim,<sup>25</sup> H.J. Kim,<sup>52</sup> E. Kistenev,<sup>5</sup> A. Kiyomichi,<sup>48</sup> K. Kiyoyama,<sup>32</sup> C. Klein-Boesing,<sup>30</sup> H. Kobayashi,<sup>38,39</sup> L. Kochenda,<sup>37</sup> V. Kochetkov,<sup>15</sup> D. Koehler,<sup>33</sup> T. Kohama,<sup>14</sup> M. Kopytine,<sup>44</sup> D. Korchetkov,<sup>6</sup> A. Kozlov,<sup>51</sup> P.J. Kroon,<sup>5</sup> C.H. Kuberg,<sup>1,27</sup> K. Kurita,<sup>39</sup> Y. Kuroki,<sup>48</sup> M.J. Kweon,<sup>22</sup> Y. Kwon,<sup>52</sup> G.S. Kyle,<sup>34</sup> R. Lacey,<sup>43</sup> V. Ladygin,<sup>17</sup> J.G. Lajoie,<sup>16</sup> A. Lebedev,<sup>16,23</sup> S. Leckey,<sup>44</sup> D.M. Lee,<sup>27</sup> S. Lee,<sup>19</sup> M.J. Leitch,<sup>27</sup> X.H. Li,<sup>6</sup> H. Lim,<sup>42</sup> A. Litvinenko,<sup>17</sup> M.X. Liu,<sup>27</sup> Y. Liu,<sup>36</sup> C.F. Maguire,<sup>49</sup> Y.I. Makdisi,<sup>5</sup> A. Malakhov,<sup>17</sup> V.I. Manko,<sup>23</sup> Y. Mao,<sup>7,38</sup> G. Martinez,<sup>45</sup> M.D. Marx,<sup>44</sup> H. Masui,<sup>48</sup> F. Matathias,<sup>44</sup> T. Matsumoto,<sup>8,50</sup> P.L. McGaughey,<sup>27</sup> E. Melnikov,<sup>15</sup> F. Messer,<sup>44</sup> Y. Miake,<sup>48</sup> J. Milan,<sup>43</sup> T.E. Miller,<sup>49</sup> A. Milov,<sup>44,51</sup> S. Mioduszewski,<sup>5</sup> R.E. Mischke,<sup>27</sup> G.C. Mishra,<sup>13</sup> J.T. Mitchell,<sup>5</sup> A.K. Mohanty,<sup>4</sup> D.P. Morrison,<sup>5</sup> J.M. Moss,<sup>27</sup> F. Mühlbacher,<sup>44</sup> D. Mukhopadhyay,<sup>51</sup> M. Muniruzzaman,<sup>6</sup> J. Murata,<sup>38,39</sup> S. Nagamiya,<sup>20</sup> J.L. Nagle,<sup>9</sup> T. Nakamura,<sup>14</sup> B.K. Nandi,<sup>6</sup> M. Nara,<sup>48</sup> J. Newby,<sup>46</sup> P. Nilsson,<sup>29</sup> A.S. Nyanin,<sup>23</sup> J. Nystrand,<sup>29</sup> E. O'Brien,<sup>5</sup> C.A. Ogilvie,<sup>16</sup> H. Ohnishi,<sup>5,38</sup> I.D. Ojha,<sup>49,3</sup> K. Okada,<sup>38</sup> M. Ono,<sup>48</sup> V. Onuchin,<sup>15</sup> A. Oskarsson,<sup>29</sup> I. Otterlund,<sup>29</sup> K. Oyama,<sup>8</sup> K. Ozawa,<sup>8</sup> D. Pal,<sup>51</sup> A.P.T. Palounek,<sup>27</sup> V.S. Pantuev,<sup>44</sup> V. Papavassiliou,<sup>34</sup> J. Park,<sup>42</sup> A. Parmar,<sup>33</sup> S.F. Pate,<sup>34</sup> T. Peitzmann,<sup>30</sup> J.-C. Peng,<sup>27</sup> V. Peresedov,<sup>17</sup> C. Pinkenburg,<sup>5</sup> R.P. Pisani,<sup>5</sup> F. Plasil,<sup>35</sup> M.L. Purschke,<sup>5</sup> A.K. Purwar,<sup>44</sup> J. Rak,<sup>16</sup> I. Ravinovich,<sup>51</sup> K.F. Read,<sup>35,46</sup> M. Reuter,<sup>44</sup> K. Reygers,<sup>30</sup> V. Riabov,<sup>37,40</sup> Y. Riabov,<sup>37</sup> G. Roche,<sup>28</sup> A. Romana,<sup>25</sup> M. Rosati,<sup>16</sup> P. Rosnet,<sup>28</sup> S.S. Ryu,<sup>52</sup> M.E. Sadler,<sup>1</sup> N. Saito,<sup>38,39</sup> T. Sakaguchi,<sup>8,50</sup> M. Sakai,<sup>32</sup> S. Sakai,<sup>48</sup> V. Samsonov,<sup>37</sup> L. Sanfratello,<sup>33</sup> R. Santo,<sup>30</sup> H.D. Sato,<sup>24,38</sup> S. Sato,<sup>5,48</sup> S. Sawada,<sup>20</sup> Y. Schutz,<sup>45</sup> V. Semenov,<sup>15</sup> R. Seto,<sup>6</sup> M.R. Shaw,<sup>1,27</sup> T.K. Shea,<sup>5</sup> T.-A. Shibata,<sup>47,38</sup> K. Shigaki,<sup>14,20</sup> T. Shiina,<sup>27</sup> C.L. Silva,<sup>41</sup> D. Silvermyr,<sup>27,29</sup> K.S. Sim,<sup>22</sup> C.P. Singh,<sup>3</sup> V. Singh,<sup>3</sup> M. Sivertz,<sup>5</sup> A. Soldatov,<sup>15</sup> R.A. Soltz,<sup>26</sup> W.E. Sondheim,<sup>27</sup> S.P. Sorensen,<sup>46</sup> I.V. Sourikova,<sup>5</sup> F. Staley,<sup>10</sup> P.W. Stankus,<sup>35</sup> E. Stenlund,<sup>29</sup> M. Stepanov,<sup>34</sup> A. Ster,<sup>21</sup> S.P. Stoll,<sup>5</sup> T. Sugitate,<sup>14</sup> J.P. Sullivan,<sup>27</sup> E.M. Takagui,<sup>41</sup> A. Taketani,<sup>38,39</sup> M. Tamai,<sup>50</sup> K.H. Tanaka,<sup>20</sup> Y. Tanaka,<sup>32</sup> K. Tanida,<sup>38</sup> M.J. Tannenbaum,<sup>5</sup> P. Tarján,<sup>11</sup> J.D. Tepe,<sup>1,27</sup> T.L. Thomas,<sup>33</sup> J. Tojo,<sup>24,38</sup> H. Torii,<sup>24,38</sup> R.S. Towell,<sup>1</sup> I. Tseruya,<sup>51</sup> H. Tsuruoka,<sup>48</sup> S.K. Tuli,<sup>3</sup> H. Tydesjö,<sup>29</sup> N. Tyurin,<sup>15</sup> H.W. van Hecke,<sup>27</sup> J. Velkovska,<sup>5,44</sup> M. Velkovsky,<sup>44</sup> L. Villatte,<sup>46</sup> A.A. Vinogradov,<sup>23</sup> M.A. Volkov,<sup>23</sup> E. Vznuzdaev,<sup>37</sup> X.R. Wang,<sup>13</sup> Y. Watanabe,<sup>38,39</sup> S.N. White,<sup>5</sup> F.K. Wohn,<sup>16</sup> C.L. Woody,<sup>5</sup> W. Xie,<sup>6</sup> Y. Yang,<sup>7</sup> A. Yanovich,<sup>15</sup> S. Yokkaichi,<sup>38,39</sup> G.R. Young,<sup>35</sup> I.E. Yushmanov,<sup>23</sup> W.A. Zajc,<sup>9,†</sup> C. Zhang,<sup>9</sup> S. Zhou,<sup>7,51</sup> and L. Zolin<sup>17</sup>

(PHENIX Collaboration)

<sup>1</sup>Abilene Christian University, Abilene, TX 79699, USA

<sup>2</sup>Institute of Physics, Academia Sinica, Taipei 11529, Taiwan

<sup>3</sup>Department of Physics, Banaras Hindu University, Varanasi 221005, India

<sup>4</sup>Bhabha Atomic Research Centre, Bombay 400 085, India

- <sup>5</sup>Brookhaven National Laboratory, Upton, NY 11973-5000, USA  
<sup>6</sup>University of California - Riverside, Riverside, CA 92521, USA  
<sup>7</sup>China Institute of Atomic Energy (CIAE), Beijing, People's Republic of China  
<sup>8</sup>Center for Nuclear Study, Graduate School of Science, University of Tokyo, 7-3-1 Hongo, Bunkyo, Tokyo 113-0033, Japan  
<sup>9</sup>Columbia University, New York, NY 10027 and Nevis Laboratories, Irvington, NY 10533, USA  
<sup>10</sup>Dapnia, CEA Saclay, F-91191, Gif-sur-Yvette, France  
<sup>11</sup>Debrecen University, H-4010 Debrecen, Egyetem tér 1, Hungary  
<sup>12</sup>Florida State University, Tallahassee, FL 32306, USA  
<sup>13</sup>Georgia State University, Atlanta, GA 30303, USA  
<sup>14</sup>Hiroshima University, Kagamiyama, Higashi-Hiroshima 739-8526, Japan  
<sup>15</sup>Institute for High Energy Physics (IHEP), Protvino, Russia  
<sup>16</sup>Iowa State University, Ames, IA 50011, USA  
<sup>17</sup>Joint Institute for Nuclear Research, 141980 Dubna, Moscow Region, Russia  
<sup>18</sup>KAERI, Cyclotron Application Laboratory, Seoul, South Korea  
<sup>19</sup>Kangnung National University, Kangnung 210-702, South Korea  
<sup>20</sup>KEK, High Energy Accelerator Research Organization, Tsukuba-shi, Ibaraki-ken 305-0801, Japan  
<sup>21</sup>KFKI Research Institute for Particle and Nuclear Physics (RMKI), H-1525 Budapest 114, POBox 49, Hungary  
<sup>22</sup>Korea University, Seoul, 136-701, Korea  
<sup>23</sup>Russian Research Center "Kurchatov Institute", Moscow, Russia  
<sup>24</sup>Kyoto University, Kyoto 606, Japan  
<sup>25</sup>Laboratoire Leprince-Ringuet, Ecole Polytechnique, CNRS-IN2P3, Route de Saclay, F-91128, Palaiseau, France  
<sup>26</sup>Lawrence Livermore National Laboratory, Livermore, CA 94550, USA  
<sup>27</sup>Los Alamos National Laboratory, Los Alamos, NM 87545, USA  
<sup>28</sup>LPC, Université Blaise Pascal, CNRS-IN2P3, Clermont-Fd, 63177 Aubiere Cedex, France  
<sup>29</sup>Department of Physics, Lund University, Box 118, SE-221 00 Lund, Sweden  
<sup>30</sup>Institut fuer Kernphysik, University of Muenster, D-48149 Muenster, Germany  
<sup>31</sup>Myongji University, Yongin, Kyonggido 449-728, Korea  
<sup>32</sup>Nagasaki Institute of Applied Science, Nagasaki-shi, Nagasaki 851-0193, Japan  
<sup>33</sup>University of New Mexico, Albuquerque, NM, USA  
<sup>34</sup>New Mexico State University, Las Cruces, NM 88003, USA  
<sup>35</sup>Oak Ridge National Laboratory, Oak Ridge, TN 37831, USA  
<sup>36</sup>IPN-Orsay, Université Paris Sud, CNRS-IN2P3, BP1, F-91406, Orsay, France  
<sup>37</sup>PNPI, Petersburg Nuclear Physics Institute, Gatchina, Russia  
<sup>38</sup>RIKEN (The Institute of Physical and Chemical Research), Wako, Saitama 351-0198, JAPAN  
<sup>39</sup>RIKEN BNL Research Center, Brookhaven National Laboratory, Upton, NY 11973-5000, USA  
<sup>40</sup>St. Petersburg State Technical University, St. Petersburg, Russia  
<sup>41</sup>Universidade de São Paulo, Instituto de Física, Caixa Postal 66318, São Paulo CEP05315-970, Brazil  
<sup>42</sup>System Electronics Laboratory, Seoul National University, Seoul, South Korea  
<sup>43</sup>Chemistry Department, Stony Brook University, SUNY, Stony Brook, NY 11794-3400, USA  
<sup>44</sup>Department of Physics and Astronomy, Stony Brook University, SUNY, Stony Brook, NY 11794, USA  
<sup>45</sup>SUBATECH (Ecole des Mines de Nantes, CNRS-IN2P3, Université de Nantes) BP 20722 - 44307, Nantes, France  
<sup>46</sup>University of Tennessee, Knoxville, TN 37996, USA  
<sup>47</sup>Department of Physics, Tokyo Institute of Technology, Tokyo, 152-8551, Japan  
<sup>48</sup>Institute of Physics, University of Tsukuba, Tsukuba, Ibaraki 305, Japan  
<sup>49</sup>Vanderbilt University, Nashville, TN 37235, USA  
<sup>50</sup>Waseda University, Advanced Research Institute for Science and Engineering, 17 Kikui-cho, Shinjuku-ku, Tokyo 162-0044, Japan  
<sup>51</sup>Weizmann Institute, Rehovot 76100, Israel  
<sup>52</sup>Yonsei University, IPAP, Seoul 120-749, Korea

(Dated: January 23, 2020)

We report on the yield of protons and anti-protons, as a function of centrality and transverse momentum, in Au+Au collisions at  $\sqrt{s_{NN}} = 200$  GeV measured at mid-rapidity by the PHENIX experiment at RHIC. In central collisions at intermediate transverse momenta ( $1.5 < p_{\perp} < 4.5$  GeV/c) a significant fraction of all produced particles are protons and anti-protons. They show a centrality-scaling behavior different from that of pions. The  $\bar{p}/\pi$  and  $p/\pi$  ratios are enhanced compared to peripheral Au+Au, p+p and  $e^+e^-$  collisions. This enhancement is limited to  $p_{\perp} < 5$  GeV/c as deduced from the ratio of charged hadrons to  $\pi^0$  measured in the range  $1.5 < p_{\perp} < 9$  GeV/c.

PACS numbers: 25.75.Dw

Heavy-ion collisions at RHIC energies permit the study of the properties of nuclear matter at extreme energy

densities. Hadrons originating in the fragmentation of partons which have undergone large momentum trans-

fer scatterings (“hard scatterings”) are sensitive probes of the hottest and densest stage of the collision. Data collected during the first RHIC run at  $\sqrt{s_{NN}} = 130$  GeV led to the discovery of suppression of high transverse momentum ( $p_{\perp} \geq 2$  GeV/c) hadron production in central Au+Au collisions [1, 2, 3] when compared to expectations from nucleon-nucleon collisions. This effect, quantified in terms of a nuclear modification factor  $R_{AA} = (yield_{AA}/N_{coll})/yield_{pp}$ , where  $N_{coll}$  is the average number of binary nucleon-nucleon collisions, had been discussed as a possible consequence of the energy loss suffered by partons moving in a dense medium [4, 5]. Unexpectedly, it was found that  $R_{AA}$  is more strongly suppressed for  $\pi^0$  than for charged hadrons [1], and that the yields of  $p$  and  $\bar{p}$  near 2 GeV/c in central events [6] are comparable to the yield of pions ( $p/\pi \sim 1$ ). This is in contrast to the (anti)proton-to-pion ratios of  $\sim 0.1 - 0.3$ , measured in  $p+p$  [7] and  $e^+e^-$  [8] collisions, as well as perturbative quantum chromodynamics (pQCD) phenomenology [9]. These results suggest that a close investigation of particle composition is important for understanding the effect of the medium on high- $p_{\perp}$  phenomena at RHIC. During the 2001 Au+Au run at  $\sqrt{s_{NN}} = 200$  GeV the PHENIX experiment collected data with sufficient statistics to study the scaling properties of  $p$  and  $\bar{p}$  production as well as the  $p/\pi$ ,  $\bar{p}/\pi$  and charged hadron to pion ( $h/\pi$ ) ratios as a function of centrality.

The PHENIX detector [10] combines high resolution momentum reconstruction with diverse particle identification (PID) capabilities, including excellent hadron identification over a broad momentum range. The present results combine the measurements of  $\pi^{\pm}$ ,  $p$  and  $\bar{p}$  with the measurements of neutral pions [11] and inclusive charged hadrons [12]. A “minimum bias” trigger based on signals from the Beam-Beam Counters (BBC) and Zero-Degree Calorimeters (ZDC) sampled  $92.2^{+2.5}_{-3}\%$  of the total inelastic Au+Au cross-section of 6.9 b [11]. The collision vertex is required to be within 30 cm of the nominal origin. Approximately  $2 \times 10^7$  ( $3 \times 10^7$ ) minimum bias events are used in the charged (neutral) particle analysis. These samples are subdivided into 7 centrality classes based on cuts in the combined ZDC and BBC response: 0-10%, 10-20%, 20-30%, 30-40%, 40-50%, 50-60%, 60-92% from the total inelastic cross-section. The average number of participants ( $N_{part}$ ) and collisions  $N_{coll}$  for each centrality class are derived from a Glauber model calculation [11].

Identified charged particles are measured using a portion of the PHENIX East-arm spectrometer covering pseudo-rapidity  $|\eta| < 0.35$  and  $\Delta\phi = \pi/8$  in azimuthal angle. PID is based on particle mass calculated from the measured momentum and velocity. The momentum resolution is  $\delta p/p \simeq 0.7\% \oplus 1\% \times p$  (GeV/c) and is provided by a multi-layer drift chamber (DC) followed by a multi-wire proportional chamber with pixel-pad readout (PC1). The velocity is obtained by measuring the

time-of-flight (TOF) and the path length along the trajectory. The timing system uses the BBC to provide a global start signal; hits on the TOF scintillator wall, located at a radial distance of 5.06 m, provide individual stop signals. The timing resolution is  $\sigma \simeq 115$  ps, which allows a  $4\sigma$   $\pi/K$  and  $K/p$  separation up to  $p_{\perp} \simeq 2$  GeV/c and  $p_{\perp} \simeq 4$  GeV/c, respectively. A  $2\sigma$  momentum dependent cut in mass squared is used up to  $p_{\perp} = 2$  GeV/c and  $p_{\perp} = 4$  GeV/c to select pions and protons. Asymmetric cuts are applied at higher momenta to extend the  $\pi/K$  and  $K/p$  separation up to  $p_{\perp}$  of 3 and 4.5 GeV/c. The spectra are corrected for geometrical acceptance, decay-in-flight, and reconstruction efficiency using a GEANT-based Monte Carlo (MC) simulation and embedding simulated tracks into real events with different particle multiplicities.

The  $p$  and  $\bar{p}$  yields are corrected for feed-down from weak decays using a MC simulation and the measured  $\Lambda/p$  and  $\bar{\Lambda}/\bar{p}$  ratios at  $\sqrt{s_{NN}} = 130$  GeV [13] which include contributions from  $\Xi$  and  $\Sigma^0$ . Corrections for feed-down from  $\Sigma^{\pm}$  are not applied, as these yields were not measured, but estimates based on HIJING MC give less than  $\sim 5\%$  contribution. At  $p_{\perp} = 0.65$  GeV/c, about 40% of the inclusive (anti)protons come from weak decays. This fraction reduces to  $\approx 25\%$  at  $p_{\perp} = 4$  GeV/c. The systematic uncertainty due to this correction is estimated at 6% by varying the  $\Lambda/p$  ( $\bar{\Lambda}/\bar{p}$ ) ratios within the systematic errors of the  $\sqrt{s_{NN}} = 130$  measurement ( $\pm 24\%$ ) and assuming  $m_T$ -scaling at high- $p_{\perp}$ . The above uncertainty could be larger if the  $\Lambda/p$  ( $\bar{\Lambda}/\bar{p}$ ) ratios change significantly with  $p_{\perp}$  and beam energy. The additional systematic error on the overall normalization is 8% for  $p_{\perp} < 3$  GeV/c and 12% above 3 GeV/c. Added in quadrature, the total systematic errors are 11% and 14%; the larger value is for  $p_{\perp} > 3$  GeV/c.

Inclusive charged hadrons are measured in the West-arm spectrometer covering  $|\eta| < 0.35$  and  $\Delta\phi = \pi/2$ . To reject and subtract high-pt background, this analysis employs two additional pad chambers (PC2, PC3) located at a radial distance 4.2 m and 5 m, respectively and a Ring Imaging Čerenkov Counter [12]. The systematic error on the yields range from 11% for  $p_{\perp} < 5$  GeV/c to 45% at 9 GeV/c.

Neutral pions are reconstructed via the decay  $\pi^0 \rightarrow \gamma\gamma$  through an invariant mass analysis of  $\gamma$  pairs detected in the electromagnetic calorimeter (EMCal), which covers  $\Delta\eta = 0.7$  and  $\Delta\phi = \pi$ . The absolute energy scale is known to within 1.5%. The systematic errors on the  $\pi^0$  spectra range from 10% to 17%, from low to high  $p_{\perp}$ . Details of the analysis are described elsewhere [11].

Figure 1 shows the  $p/\pi$  and  $\bar{p}/\pi$  ratios as a function of  $p_{\perp}$  measured at mid-rapidity in central (0–10%), mid-central (20–30%), and peripheral (60–92%) Au+Au collisions. The open symbols represent the  $p/\pi^+$  and  $\bar{p}/\pi^-$  measurements, while the closed symbols represent the corresponding  $p/\pi^0$  and  $\bar{p}/\pi^0$  measurement. The error

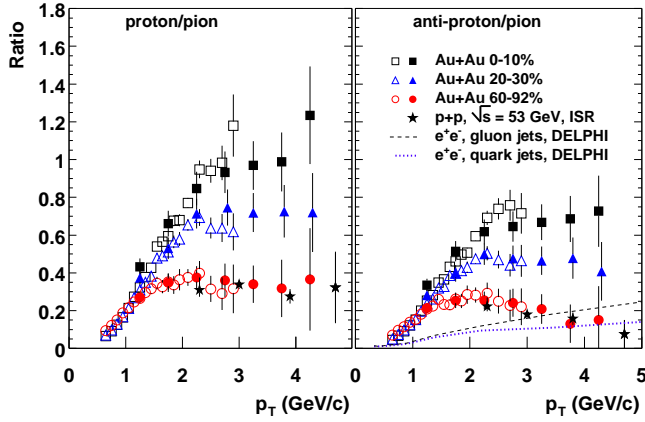


FIG. 1:  $p/\pi$  (left) and  $\bar{p}/\pi$  ratios for central(0-10%), mid-central(20-30%) and peripheral (60-92%) Au+Au collisions at  $\sqrt{s_{NN}} = 200$  GeV. Open (filled) points are for charged (neutral) pions, respectively. Data from  $\sqrt{s} = 53$  GeV  $p+p$  collisions [7] are shown with stars. The dashed and dotted lines are  $(\bar{p}+p)/(\pi^++\pi^-)$  ratio in gluon and in quark jets [8].

bars are the quadratic sum of statistical errors and point-to-point systematic errors. There is an additional normalization uncertainty of  $\sim 8\%$  (for  $p/\pi^+$ ,  $\bar{p}/\pi^-$ ) and  $12\%$  (for  $p/\pi^0$ ,  $\bar{p}/\pi^0$ ), which may shift the curves up or down, but does not affect their shapes. In the region of overlap, the  $\pi^\pm$  and  $\pi^0$  measurements, with very different systematics, are consistent to within 5% to 15%. For all centralities the ratios rise steeply at low  $p_\perp$  and then, at a value of  $p_\perp$  which increases from peripheral to central collisions, level off. In central collisions the ratios are a factor of  $\sim 3$  larger than in peripheral events. At  $p_\perp > 2$  GeV/c the peripheral Au+Au data agree well with the ratios observed in  $p+p$  collisions at lower energies [7] (shown with stars). The  $(p+\bar{p})/(\pi^++\pi^-)$  ratio in gluon and quark jets produced in  $e^+e^-$  collisions [8] is shown with dashed (dotted) line. Above 3 GeV/c the  $p/\pi$ ,  $\bar{p}/\pi$  ratios from peripheral collisions are also consistent with gluon and quark jet fragmentation, which should be independent of the collision system. Deviations from jet fragmentation below 3 GeV/c indicate the absence of soft hadron production in the  $e^+e^-$  data.

Hydrodynamic models have had success reproducing (anti)proton [6, 14] and pion data [6] from  $\sqrt{s_{NN}} = 130$  GeV Au+Au collisions [15, 16] and preliminary 200 GeV data [17]. The calculations show good agreement with the central  $p$ ,  $\bar{p}$  and  $\pi^\pm$  spectra up to  $p_\perp \simeq 3$  and 2 GeV/c, respectively. In peripheral collisions the calculations deviate from the data above  $p_\perp \simeq 1$  GeV/c. Within these models the large  $\bar{p}/\pi$  ratio is a natural consequence of the strong radial flow [18]. All particle spectra converge to the same slope if  $p_\perp$  is sufficiently larger than the particle mass  $p_\perp \gg m_0$ . The anti-proton-to-pion ratio  $R_{\bar{p}/\pi} \simeq 2 \exp(-\mu_b/T_{ch})$  is governed only by the baryon chemical potential  $\mu_b$  and the chemical freeze-out temperature  $T_{ch}$ . Using  $T_{ch} = 177$  MeV

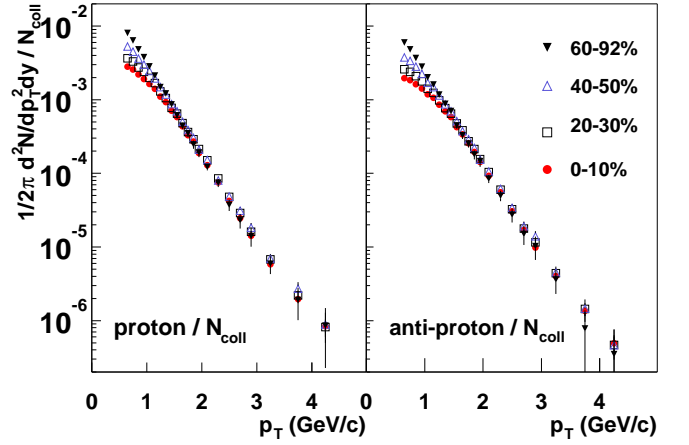


FIG. 2: Proton and anti-proton invariant yields scaled by  $N_{coll}$ . Error bars are statistical. Systematic errors on  $N_{coll}$  range from  $\sim 10\%$  for central to  $\sim 28\%$  for 60-92% centrality. Multiplicity dependent normalization errors are  $\sim 3\%$ .

and  $\mu_b = 29$  MeV [19]  $R_{\bar{p}/\pi}$  reaches a limiting value of 1.7. Within 10%, the same limiting behavior is expected for all centralities, since the thermal parameters vary only weakly with centrality [20]. In contrast, the data are not only below the asymptotic value but also show a more pronounced centrality dependence than can be accommodated by hydrodynamics models. This suggests that other mechanisms begin to play a role before the asymptotic value is reached. At intermediate  $p_\perp$  ( $2 < p_\perp < 4$  GeV/c), hard scattering is one possible mechanism that competes with “soft” processes as described by hydrodynamics.

Figure 2 shows the  $p$  and  $\bar{p}$  spectra for different centralities (0-10%, 20-30%, 40-50%, 60-92%) scaled by the corresponding value of  $N_{coll}$  [11]. Error bars are statistical only. Multiplicity dependent systematic errors are of the order 3%. Errors on  $N_{coll}$  range from  $\sim 10\%$  for central to  $\sim 28\%$  for the peripheral event class. Below  $p_\perp \simeq 1.5$  GeV/c the  $p$  and  $\bar{p}$  yields scale slower than  $N_{coll}$  as expected for soft processes, and the effect of the radial flow on the shape of the spectra is clearly visible. The inverse slopes gradually increase from the most peripheral to the most central event class. Beyond  $p_\perp \simeq 1.5$  GeV/c all spectra converge to the same slope and seem to obey  $N_{coll}$  scaling as expected for production due to hard processes in the absence of nuclear effects.

Figure 3 compares the  $N_{coll}$  scaled central to peripheral yield ratios,

$$R_{CP} = \frac{yield^{0-10\%}/N_{coll}^{0-10\%}}{yield^{60-92\%}/N_{coll}^{60-92\%}}, \quad (1)$$

for  $(p+\bar{p})/2$  and  $\pi^0$ . In the  $p_\perp$  range from 1.5 to 4.5 GeV/c,  $p$  and  $\bar{p}$  are not suppressed in contrast to  $\pi^0$  which are reduced by a factor of 2-3. Moreover, this behavior holds for all centrality selections (Fig. 2), while

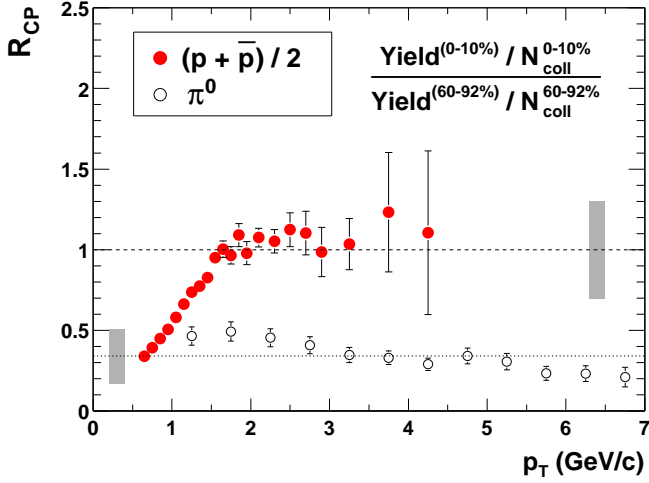


FIG. 3: Nuclear modification factor  $R_{CP}$  for  $(p + \bar{p})/2$  (filled circles) and  $\pi^0$ . Dashed and dotted lines indicate  $N_{coll}$  and  $N_{part}$  scaling; the shaded bars show the systematic errors on these quantities.

the suppression in the  $\pi^0$  yields increases from peripheral to central collisions [11]. The dotted and dashed lines in Fig. 3 indicate the  $N_{part}$  and  $N_{coll}$  scaling; the shaded bars at the end of the lines represent the systematic error associated with the determination of these quantities for central and peripheral events. The apparent scaling with  $N_{part}$  for  $p_{\perp} \simeq 4$  GeV/c, of inclusive charged hadrons [21] which has been interpreted in terms of saturation scenario [22] appears to be somewhat coincidental, since we observe a strong species dependence not expected in the model. However, the interpretation in terms of soft and hard processes is also not straightforward. If both  $\pi$  and  $p$ ,  $\bar{p}$  originate from the fragmentation of hard-scattered partons that lose energy in the medium, the nuclear modification factor  $R_{CP}$  should be independent of particle species contrary to the experimental result. As discussed above, for a “hard” description to hold in both channels, the particle ratios  $\bar{p}/\pi$  and  $p/\pi$  should reflect the fragmentation function, which favors pion production.

It is possible that nuclear effects such as the “Cronin effect” [23, 24] contribute to the observed large (anti)proton/pion ratios. In  $p+A$  collisions at center of mass energies up to  $\sqrt{s} = 38.8$  GeV, a nuclear enhancement beyond  $N_{coll}$  scaling has been observed for  $\pi$ ,  $K$ ,  $p$  and their anti-particles [25]. The effect is larger for  $p$  ( $\bar{p}$ ) than for  $\pi$  which leads to an enhancement of  $p/\pi$  ( $\bar{p}/\pi$ ) ratio compared to  $p+p$  collisions. For  $p+W$  the increase is a factor of  $\sim 2$  in the range  $3 < p_{\perp} < 6$  GeV. Theoretical descriptions assume that the effect is due to initial state scattering or  $p_{\perp}$ -broadening [26]. The recent results of inclusive charged hadrons and  $\pi^0$  in d+Au at  $\sqrt{s_{NN}} = 200$  GeV suggest that the Cronin effect in baryons is different from that in mesons [27]. Another

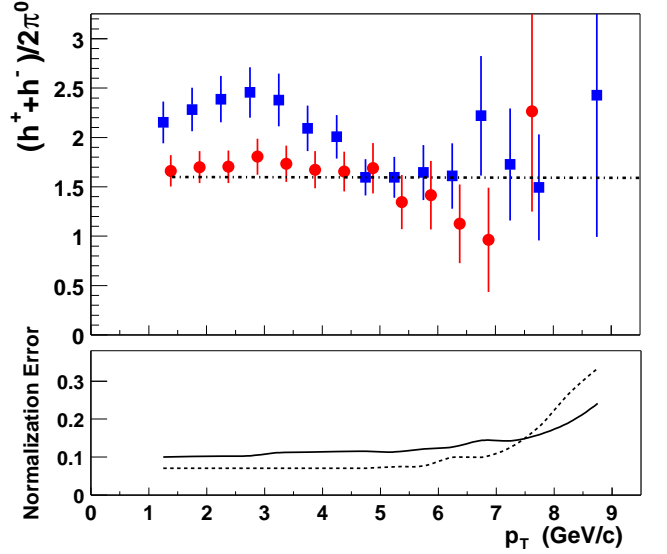


FIG. 4: Charged hadron to  $\pi^0$  ratio in central (0-10% - squares) and peripheral (60-92% - circles) Au+Au collisions. The peripheral data points are offset by +130 MeV/c for clarity. The line at 1.6 is the  $h/\pi$  ratio measured in  $p+p$  collisions [7]. The lower panel shows fractional normalization error common to both centrality selections (solid) and the relative error between the two (dashed).

possibility is that the variation in the  $p/\pi$  ratio with centrality reflects a medium-induced difference in the formation time of baryons and mesons - an effect which has been cited in attempting to explain DIS results [28].

Recently, the abundance of protons relative to pions in central collisions has been attributed to the recombination, rather than fragmentation, of quarks [29]. In this model, recombination for  $p$  and  $\bar{p}$  is effective up to  $p_{\perp} \simeq 5$  GeV above which fragmentation dominates for all particle species. Another explanation of the observed large baryon content invokes a topological gluon configuration: the baryon junction [30]. A centrality dependence, which is in qualitative agreement with the results presented here, has been predicted [9]. In both theoretical models, the baryon/meson enhancement is limited to  $p_{\perp} < 5-6$  GeV/c. The identification of charged particles beyond  $p_{\perp} \approx 4.5$  GeV/c is not yet possible with the current PHENIX configuration, however the theoretical predictions can be tested indirectly using the  $h/\pi^0$  ratio to track the baryon content at high- $p_{\perp}$ .

Figure 4 shows  $h/\pi^0$  for central and peripheral Au+Au collisions. The error bars represent the quadratic sum of statistical and point-to-point systematic errors. The systematic errors on the absolute value are shown in the lower panel. In peripheral Au+Au collisions,  $R_{h/\pi^0}$  is consistent with the measurement in  $p+p$ . In central collisions in the region  $1 < p_{\perp} < 4.5$  GeV/c,  $R_{h/\pi^0}$  is enhanced by as much as 50% above the  $p+p$  value. As shown in Fig. 1, this enhancement is due to a large baryon

contribution. Above  $p_{\perp} \simeq 5 \text{ GeV}/c$ , the particle composition is consistent with that measured in  $p+p$  collisions. This indicates that the centrality-scaling of the proton yields should become consistent with that of pions at higher  $p_T$  ( $\gtrsim 5 \text{ GeV}/c$ ). Similar trends are observed in  $\Lambda$  and  $K_S^0$  measurements by the STAR collaboration [31].

We have presented a systematic study of high- $p_{\perp}$  particle composition in Au+Au collisions at  $\sqrt{s_{NN}} = 200 \text{ GeV}$  as a function of centrality. A large  $p$  and  $\bar{p}$  contribution which increases from peripheral to central collisions is observed in the range  $1.5 < p_{\perp} < 4.5 \text{ GeV}/c$ . In this  $p_{\perp}$  range, the  $p$  and  $\bar{p}$  yields scale with  $N_{coll}$ , as expected for hard-scattering. This is in contrast to the centrality-dependent suppression of  $\pi^0$  production. The baryon enhancement with respect to the pions seems to be limited to transverse momenta  $p_{\perp} \sim 5 \text{ GeV}/c$ , as deduced from the measurement of the ratio of inclusive charged hadrons to  $\pi^0$ . We conclude that for  $p_{\perp} < 5 \text{ GeV}/c$  pions and (anti)protons have different dominant production mechanisms. Several possibilities have been discussed. Studies of particle composition in d+Au collisions will help discriminate between some of the models of baryon production at moderately high  $p_{\perp}$ .

We thank the staff of the Collider-Accelerator and Physics Departments at BNL for their vital contributions. We acknowledge support from the Department of Energy and NSF (U.S.A.), MEXT and JSPS (Japan), CNPq and FAPESP (Brazil), NSFC (China), CNRS-IN2P3 and CEA (France), BMBF, DAAD, and AvH (Germany), OTKA (Hungary), DAE and DST (India), ISF (Israel), KRF and CHEP (Korea), RMIST, RAS, and RMAE, (Russia), VR and KAW (Sweden), U.S. CRDF for the FSU, US-Hungarian NSF-OTKA-MTA, and US-Israel BSF.

---

\* Deceased

† PHENIX Spokesperson: zajc@nevis.columbia.edu

- [1] PHENIX Collaboration, K. Adcox *et al.*, Phys. Rev. Lett. **88**, 022301 (2002).
- [2] PHENIX Collaboration, K. Adcox *et al.*, Phys. Lett. **B561**, 19757 (2003).
- [3] STAR Collaboration, C. Adler *et al.*, Phys. Rev. Lett. **89**, 202301 (2002).
- [4] X.N. Wang and M. Gyulassy, Phys. Rev. Lett. **68**, 1480 (1992); X.N. Wang, Phys. Rev. **C58**, 2321 (1998).
- [5] M. Gyulassy and M. Plümer, Phys. Lett. **B243**, 432 (1990); R. Baier *et al.*, Phys. Lett. **B345**, 277 (1995).
- [6] PHENIX Collaboration, K. Adcox *et al.*, Phys. Rev. Lett. **88**, 242301 (2002).
- [7] B. Alper *et al.*, Nucl. Phys. **B100**, 237-290 (1975).
- [8] DELPHI Collaboration, P. Abreu *et al.*, Eur. Phys. J. **C17**, 207 (2000).
- [9] I. Vitev and M. Gyulassy, Phys. Rev. **C65**, 041902 (2002); I. Vitev, M. Gyulassy, P. Levai, hep-ph/0109198.
- [10] PHENIX Collaboration, K. Adcox *et al.*, Nucl. Instrum. Methods **A499**, 469-479 (2003) and references therein.
- [11] PHENIX Collaboration, S. S. Adler *et al.*, submitted to Phys. Rev. Lett., nucl-ex/0304022.
- [12] PHENIX Collaboration, J. Jia, Nucl. Phys. **A715**, 769c (2003); S. S. Adler *et al.*, to be submitted to Phys. Rev. **C**
- [13] PHENIX Collaboration, K. Adcox *et al.*, Phys. Rev. Lett. **89**, 092302 (2002).
- [14] STAR Collaboration, C. Adler *et al.*, Phys. Rev. Lett. **87**, 262302 (2001).
- [15] D. Teaney *et al.*, Phys. Rev. Lett. **86**, 4783 (2001); P. Kolb *et al.*, Nucl. Phys. **A696**, 197 (2001); P. Huovinen *et al.*, Phys. Lett. **B503**, 58 (2001).
- [16] W. Broniowski and W. Florkowski Phys. Rev. **C65**, 064905 (2002); Phys. Rev. Lett. **87**, 272302 (2001).
- [17] P.F. Kolb and R. Rapp, Phys. Rev. **C67**, 044903 (2003).
- [18] U. Heinz, P. Kolb, Nucl. Phys. **A702**, 269 (2002).
- [19] P. Braun-Munzinger, D. Magestro, K. Redlich, J. Stachel, Phys. Lett. **B518**, 41 (2001).
- [20] B. Kampfer, J. Cleymans, K. Gallmeister, S. M. Wheaton, hep-ph/0204227.
- [21] PHOBOS Collaboration, B. B. Back *et al.*, submitted to Phys. Lett. **B**.
- [22] D. Kharzeev, E. Levin, L. McLerran, Phys. Lett. **B561**, 93 (2003).
- [23] J. Cronin *et al.*, Phys. Rev. **D11**, 3105 (1975).
- [24] D. Antreasyan *et al.*, Phys. Rev. **D19**, 764 (1979).
- [25] P. B. Straub *et al.* Phys. Rev. **D45**, 3030 (1992).
- [26] M. Lev, B. Petersson, Z. Phys. **C21**, 155 (83).
- [27] PHENIX Collaboration, S. S. Adler *et al.*, submitted to Phys. Rev. Lett., nucl-ex/0306021.
- [28] A. Airapetian *et al.*, Eur. Phys. J. **C20**, 479 (2001).
- [29] R. C. Hwa and C. B. Yang, Phys. Rev. **C 67**, 034902 (2003); R. J. Fries, B. Muller, C. Nonaka and S. A. Bass, nucl-th/0301087; V. Greco, C. M. Ko and P. Levai, nucl-th/0301093.
- [30] G.C. Rossi and G. Veneziano, Nucl. Phys. **B123**, 507 (1977); D. Kharzeev, Phys. Lett. **B378**, 238 (1996); S.E. Vance, M. Gyulassy, X.-N. Wang, Phys. Lett. **B443**, 45 (1998).
- [31] STAR Collaboration, J. Adams *et al.*, submitted to Phys. Rev. Lett., nucl-ex/0306007.