

Narrowing of the Balance Function with Centrality in Au+Au Collisions at $\sqrt{s_{NN}} = 130$ GeV

J. Adams³, C. Adler¹¹, Z. Ahammed²³, C. Allgower¹², J. Amonett¹⁴, B.D. Anderson¹⁴, M. Anderson⁵, G.S. Averichev⁹, J. Balewski¹², O. Barannikova^{9,23}, L.S. Barnby¹⁴, J. Baudot¹³, S. Bekele²⁰, V.V. Belaga⁹, R. Bellwied³¹, J. Berger¹¹, H. Bichsel³⁰, A. Billmeier³¹, L.C. Bland², C.O. Blyth³, B.E. Bonner²⁴, A. Boucham²⁶, A. Brandin¹⁸, A. Bravar², R.V. Cadman¹, H. Caines³³, M. Calderón de la Barca Sánchez², A. Cardenas²³, J. Carroll¹⁵, J. Castillo¹⁵, M. Castro³¹, D. Cebra⁵, P. Chaloupka²⁰, S. Chattopadhyay³¹, Y. Chen⁶, S.P. Chernenko⁹, M. Cherney⁸, A. Chikanian³³, B. Choi²⁸, W. Christie², J.P. Coffin¹³, T.M. Cormier³¹, M.M. Corral¹⁶, J.G. Cramer³⁰, H.J. Crawford⁴, A.A. Derevschikov²², L. Didenko², T. Dietel¹¹, J.E. Draper⁵, V.B. Dunin⁹, J.C. Dunlop³³, V. Eckardt¹⁶, L.G. Efimov⁹, V. Emelianov¹⁸, J. Engelage⁴, G. Eppley²⁴, B. Erazmus²⁶, P. Fachi², V. Faine², J. Faivre¹³, R. Fatemi¹², K. Filimonov¹⁵, E. Finch³³, Y. Fisyak², D. Flierl¹¹, K.J. Foley², J. Fu^{15,32}, C.A. Gagliardi²⁷, N. Gagunashvili⁹, J. Gans³³, L. Gaudichet²⁶, M. Germain¹³, F. Geurts²⁴, V. Ghazikhanian⁶, O. Grachov³¹, V. Grigoriev¹⁸, M. Guedon¹³, S.M. Guertin⁶, E. Gushin¹⁸, T.J. Hallman², D. Hardtke¹⁵, J.W. Harris³³, M. Heinz³³, T.W. Henry²⁷, S. Heppelmann²¹, T. Herston²³, B. Hippolyte¹³, A. Hirsch²³, E. Hjort¹⁵, G.W. Hoffmann²⁸, M. Horsley³³, H.Z. Huang⁶, T.J. Humanic²⁰, G. Igo⁶, A. Ishihara²⁸, Yu.I. Ivanshin¹⁰, P. Jacobs¹⁵, W.W. Jacobs¹², M. Janik²⁹, I. Johnson¹⁵, P.G. Jones³, E.G. Judd⁴, M. Kaneta¹⁵, M. Kaplan⁷, D. Keane¹⁴, J. Kiryluk⁶, A. Kisiel²⁹, J. Klay¹⁵, S.R. Klein¹⁵, A. Klyachko¹², T. Kollegger¹¹, A.S. Konstantinov²², M. Kopytine¹⁴, L. Kotchenda¹⁸, A.D. Kovalenko⁹, M. Kramer¹⁹, P. Kravtsov¹⁸, K. Krueger¹, C. Kuhn¹³, A.I. Kulikov⁹, G.J. Kunde³³, C.L. Kunz⁷, R.Kh. Kutuev¹⁰, A.A. Kuznetsov⁹, M.A.C. Lamont³, J.M. Landgraf², S. Lange¹¹, C.P. Lansdell²⁸, B. Lasiuk³³, F. Laue², J. Lauret², A. Lebedev², R. Lednický⁹, V.M. Leontiev²², M.J. LeVine², Q. Li³¹, S.J. Lindenbaum¹⁹, M.A. Lisa²⁰, F. Liu³², L. Liu³², Z. Liu³², Q.J. Liu³⁰, T. Ljubicic², W.J. Llope²⁴, H. Long⁶, R.S. Longacre², M. Lopez-Noriega²⁰, W.A. Love², T. Ludlam², D. Lynn², J. Ma⁶, D. Magestro²⁰, R. Majka³³, S. Margetis¹⁴, C. Markert³³, L. Martin²⁶, J. Marx¹⁵, H.S. Matis¹⁵, Yu.A. Matulenko²², T.S. McShane⁸, F. Meissner¹⁵, Yu. Melnick²², A. Meschanin²², M. Messer², M.L. Miller³³, Z. Milosevich⁷, N.G. Minaev²², J. Mitchell²⁴, C.F. Moore²⁸, V. Morozov¹⁵, M.M. de Moura³¹, M.G. Munhoz²⁵, J.M. Nelson³, P. Nevski², V.A. Nikitin¹⁰, L.V. Nogach²², B. Norman¹⁴, S.B. Nurushev²², G. Odyniec¹⁵, A. Ogawa², V. Okorokov¹⁸, M. Oldenburg¹⁶, D. Olson¹⁵, G. Paic²⁰, S.U. Pandey³¹, Y. Panebratsev⁹, S.Y. Panitkin², A.I. Pavlinov³¹, T. Pawlak²⁹, V. Perevoztchikov², W. Peryt²⁹, V.A. Petrov¹⁰, M. Planinic¹², J. Pluta²⁹, N. Porile²³, J. Porter², A.M. Poskanzer¹⁵, E. Potrebenikova⁹, D. Prindle³⁰, C. Pruneau³¹, J. Putschke¹⁶, G. Rai¹⁵, G. Rakness¹², O. Ravel²⁶, R.L. Ray²⁸, S.V. Razin^{9,12}, D. Reichhold²³, J.G. Reid³⁰, G. Renault²⁶, F. Retiere¹⁵, A. Ridiger¹⁸, H.G. Ritter¹⁵, J.B. Roberts²⁴, O.V. Rogachevski⁹, J.L. Romero⁵, A. Rose³¹, C. Roy²⁶, V. Rykov³¹, I. Sakrejda¹⁵, S. Salur³³, J. Sandweiss³³, I. Savin¹⁰, J. Schambach²⁸, R.P. Scharenberg²³, N. Schmitz¹⁶, L.S. Schroeder¹⁵, A. Schüttauf¹⁶, K. Schweda¹⁵, J. Seger⁸, D. Seliverstov¹⁸, P. Seyboth¹⁶, E. Shahaliev⁹, K.E. Shestermanov²², S.S. Shimanskii⁹, F. Simon¹⁶, G. Skoro⁹, N. Smirnov³³, R. Snellings¹⁵, P. Sorensen⁶, J. Sowinski¹², H.M. Spinka¹, B. Srivastava²³, E.J. Stephenson¹², R. Stock¹¹, A. Stolpovsky³¹, M. Strikhanov¹⁸, B. Stringfellow²³, C. Struck¹¹, A.A.P. Suaide³¹, E. Sugarbaker²⁰, C. Suire², M. Šumbera²⁰, B. Surrow², T.J.M. Symons¹⁵, A. Szanto de Toledo²⁵, P. Szarwas²⁹, A. Tai⁶, J. Takahashi²⁵, A.H. Tang¹⁵, D. Thein⁶, J.H. Thomas¹⁵, M. Thompson³, V. Tikhomirov¹⁸, M. Tokarev⁹, M.B. Tonjes¹⁷, T.A. Trainor³⁰, S. Trentalange⁶, R.E. Tribble²⁷, V. Trofimov¹⁸, O. Tsai⁶, T. Ullrich², D.G. Underwood¹, G. Van Buren², A.M. Vander Molen¹⁷, I.M. Vasilevski¹⁰, A.N. Vasiliev²², S.E. Vigdor¹², S.A. Voloshin³¹, F. Wang²³, H. Ward²⁸, J.W. Watson¹⁴, R. Wells²⁰, G.D. Westfall¹⁷, C. Whitten Jr.⁶, H. Wieman¹⁵, R. Willson²⁰, S.W. Wissink¹², R. Witt³³, J. Wood⁶, N. Xu¹⁵, Z. Xu², A.E. Yakutin²², E. Yamamoto¹⁵, J. Yang⁶, P. Yepes²⁴, V.I. Yurevich⁹, Y.V. Zanevski⁹, I. Zborovský⁹, H. Zhang³³, W.M. Zhang¹⁴, R. Zoukarneev¹⁰, A.N. Zubarev⁹

STAR Collaboration

¹Argonne National Laboratory, Argonne, Illinois 60439

²Brookhaven National Laboratory,
Upton, New York 11973

³University of Birmingham,
Birmingham, United Kingdom

⁴University of California, Berkeley, California 94720

⁵University of California, Davis, California 95616

- ⁶ *University of California, Los Angeles, California 90095*
⁷ *Carnegie Mellon University,
Pittsburgh, Pennsylvania 15213*
⁸ *Creighton University, Omaha, Nebraska 68178*
⁹ *Laboratory for High Energy (JINR), Dubna, Russia*
¹⁰ *Particle Physics Laboratory (JINR), Dubna, Russia*
¹¹ *University of Frankfurt, Frankfurt, Germany*
¹² *Indiana University, Bloomington, Indiana 47408*
¹³ *Institut de Recherches Subatomiques, Strasbourg, France*
¹⁴ *Kent State University, Kent, Ohio 44242*
¹⁵ *Lawrence Berkeley National Laboratory,
Berkeley, California 94720*
¹⁶ *Max-Planck-Institut fuer Physik, Munich, Germany*
¹⁷ *Michigan State University,
East Lansing, Michigan 48824*
¹⁸ *Moscow Engineering Physics Institute, Moscow Russia*
¹⁹ *City College of New York,
New York City, New York 10031*
²⁰ *Ohio State University, Columbus, Ohio 43210*
²¹ *Pennsylvania State University,
University Park, Pennsylvania 16802*
²² *Institute of High Energy Physics, Protvino, Russia*
²³ *Purdue University, West Lafayette, Indiana 47907*
²⁴ *Rice University, Houston, Texas 77251*
²⁵ *Universidade de Sao Paulo, Sao Paulo, Brazil*
²⁶ *SUBATECH, Nantes, France*
²⁷ *Texas A&M University, College Station, Texas 77843*
²⁸ *University of Texas, Austin, Texas 78712*
²⁹ *Warsaw University of Technology, Warsaw, Poland*
³⁰ *University of Washington, Seattle, Washington 98195*
³¹ *Wayne State University, Detroit, Michigan 48201*
³² *Institute of Particle Physics,
CCNU (HZNU), Wuhan, 430079 China*
³³ *Yale University, New Haven, Connecticut 06520*

(Dated: October 29, 2018)

The balance function is a new observable based on the principle that charge is locally conserved when particles are pair produced. Balance functions have been measured for charged particle pairs and identified charged pion pairs in Au+Au collisions at $\sqrt{s_{NN}} = 130$ GeV at the Relativistic Heavy Ion Collider using STAR. Balance functions for peripheral collisions have widths consistent with model predictions based on a superposition of nucleon-nucleon scattering. Widths in central collisions are smaller, consistent with trends predicted by models incorporating late hadronization.

PACS numbers: 25.75.Gz

Collisions of Au nuclei at ultra-relativistic energies can produce large energy densities and high temperatures. At these densities and temperatures, the produced matter may be best portrayed by partonic (quark/gluon) degrees of freedom as opposed to those characterizing a hot hadronic phase. This partonic phase would necessarily be followed by a transition to normal hadronic particles, which are ultimately measured [1]. Numerous probes of the high density medium have been proposed [2], including observables related to fluctuations and correlations [3, 4, 5, 6, 7].

One such observable, the balance function, is sensitive to whether the transition to a hadronic phase was delayed, as expected if the quark-gluon phase were to persist for a substantial time [8]. The authors of Ref. [8]

formulate the balance function as follows in this paragraph. As a result of local charge conservation, when particles and their anti-particles are pair produced, they are correlated initially in coordinate space. If hadronization occurs early, the members of a charge/anti-charge pair would be expected to separate in rapidity due to expansion and re-scattering in the strongly interacting medium. Alternatively, delayed hadronization would lead to a stronger correlation in rapidity between the particles of charge/anti-charge pairs in the final state. Measuring this correlation involves subtracting uncorrelated charge/anti-charge pairs on an event-by-event basis. The remaining charge/anti-charge particle pairs are examined to determine the correlation as a function of the relative rapidity, Δy , between the members of the

pairs. The balance function is expected to be narrower for a scenario with delayed hadronization, and is therefore sensitive to the conjecture that a quark-gluon plasma may be produced.

The balance function is a new observable for heavy ion collisions. This function is similar in form to the observable used in [9] to study the associated charged density balance from both p+p and $e^+ + e^-$ collisions [10].

In this analysis the balance function is used to examine the pseudorapidity correlation of non-identified charged particles and the rapidity correlation of identified charged pions. The balance function is calculated as:

$$B = \frac{1}{2} \left\{ \frac{\Delta_{+-} - \Delta_{++}}{N_+} + \frac{\Delta_{-+} - \Delta_{--}}{N_-} \right\} \quad (1)$$

where Δ_{+-} in the case of identified charged pion pairs denotes the number of identified charged pion pairs in a given rapidity range $\Delta y = |y(\pi^+) - y(\pi^-)|$, similarly for Δ_{++} , Δ_{--} , and Δ_{-+} . In the case of non-identified charged particle pairs, pseudorapidity (η) is used. The terms Δ_{+-} , Δ_{++} , Δ_{--} , and Δ_{-+} are calculated using pairs from a given event and the resulting distributions are summed over all events. Specifically, the distribution Δ_{+-} is calculated by taking in turn each positive particle in an event and incrementing a histogram in Δy ($\Delta\eta$) with respect to all the negative particles in that event. The distribution Δ_{+-} is then summed over all events. A similar procedure is followed for Δ_{++} , Δ_{--} , and Δ_{-+} . $N_{+(-)}$ is the number of positive(negative) pions or non-identified charged particles summed over all events. The balance function is calculated for all charged pion or charged particle pairs for a given centrality bin. The balance function, in addition to being proportional to opposite charge correlations, is also proportional to the acceptance for each Δy or $\Delta\eta$ bin. Thus the measured balance functions presented in this paper are narrower than model calculations assuming no detector acceptance effects.

The data used in this analysis were measured using the Solenoidal Tracker at RHIC (STAR) detector for Au+Au collisions at $\sqrt{s_{NN}} = 130$ GeV. The main detector used for this analysis was the Time Projection Chamber (TPC) [11] located in a solenoidal magnetic field of 0.25 T [12]. The TPC provided tracking information for charged particles having transverse momentum $p_t > 100$ MeV/c and $|\eta| < 1.3$ with complete azimuthal acceptance. Minimum bias events were defined by the coincidence of two Zero Degree Calorimeters (ZDCs) [13] located ± 18 m from the center of the interaction region. Central collisions were defined using both the ZDCs and the Central Trigger Barrel (CTB), an array of scintillator slats surrounding the outside of the TPC. A coincidence in the ZDCs accompanied by a signal in the CTB above a threshold empirically determined to correspond to approximately the 15% most central events was

used to define the central collision trigger. Centrality was determined using the charged particle multiplicity distributions. Central collisions correspond to 0 - 10%, mid-central 10 - 40%, mid-peripheral 40 - 70%, and peripheral 70 - 96% of the integrated total. Only events with five or more tracks in the TPC were used in this analysis.

For this analysis 150,777 minimum bias and 111,142 centrally triggered events were used. Only charged particle tracks having more than 15 space points along the trajectory were accepted. In addition the reconstructed trajectory was required to point within 1 cm of the primary vertex. To suppress double counting due to track splitting, the ratio of reconstructed space points to possible space points along the track was required to be greater than 0.52. Tracks were further required to have a momentum $0.1 < p < 2$ GeV/c. Simulations of TPC performance indicate the tracking efficiency for tracks within this acceptance and momentum range is 85-90% [14].

Charged pion identification was accomplished by selecting particles within 2 standard deviations of the expected dE/dx for a given momentum, which provided pion identification for momenta less than 0.7 GeV/c. Kaon contamination of the pions is negligible at low momentum and is estimated to be 5% at 0.7 GeV/c. Electrons were removed by requiring the measured dE/dx to be more than 2 standard deviations away from the expected value for an electron of the measured momentum. An estimated 1% of the electron contamination remains in the pion sample after these cuts are made. The lowest $\Delta\eta$ (Δy) bin, which was estimated to contain 90% of the remaining electron contamination, was not used in the calculation of the width of the balance function.

Theoretical simulations of the balance function for Au+Au collisions at $\sqrt{s_{NN}} = 130$ GeV were carried out using version 1.36 of HIJING [15] with the default settings for impact parameters ranging from 0 to 15 fm. A realistic distribution was used for event vertices within the interaction region. HIJING events were processed using GEANT [16] and the TPC track reconstruction software. The same cuts were applied to the HIJING events that were applied to the data. None of the features of the balance functions computed from the filtered simulations show any dependence on centrality [17]. Thus the STAR results are compared to HIJING integrated over centrality. Figure 1a shows the balance function (Eq. 1) measured for charged particles for the central and peripheral Au+Au collision samples. The errors shown are statistical. The systematic error in the balance function is estimated to be 5% due to systematic variations in tracking efficiency, the measurement of pseudorapidity, and contamination of electrons. The comparable balance function derived for HIJING events simulated in the STAR detector using GEANT is shown in Figure 1b.

The area under the balance function is constrained by global charge conservation and STAR's acceptance [18].

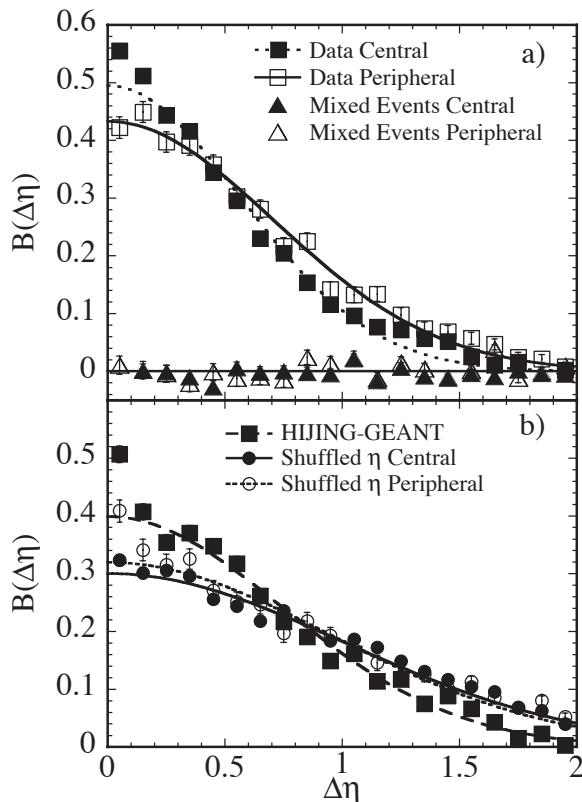


FIG. 1: The balance function versus $\Delta\eta$ for charged particle pairs from a) central and peripheral Au+Au collisions at $\sqrt{s_{NN}} = 130$ GeV and mixed events from central and peripheral Au+Au collisions, and b) HIJING events filtered with GEANT [16] and shuffled pseudorapidity events from central and peripheral Au+Au collisions. To guide the eye, Gaussian fits excluding the lowest bin in $\Delta\eta$ are shown. The error bars shown are statistical. The balance function for HIJING events is independent of centrality.

Physical effects over and above this constraint can be discerned by comparison to a reference data set that preserves global charge conservation, while removing effects of dynamical particle correlations. A relevant reference is provided in Figure 1b for central and peripheral collision samples independently by calculating the balance function within each measured event have been randomly shuffled. Dynamical correlations in Au+Au are reflected in the deviation of the results in Figure 1a from the shuffled pseudorapidity results in Figure 1b. In addition Figure 1a also shows the balance functions generated from conventional mixed-event samples constructed [17] by choosing random particles from different measured events with similar event vertex positions and centralities. The balance function for mixed events integrates to zero because global charge conservation has been removed. The fact that the balance function is zero for all $\Delta\eta$ for all centralities demonstrates that STAR’s acceptance in $\Delta\eta$ is smooth. For both the mixed events and shuffled pseudo-

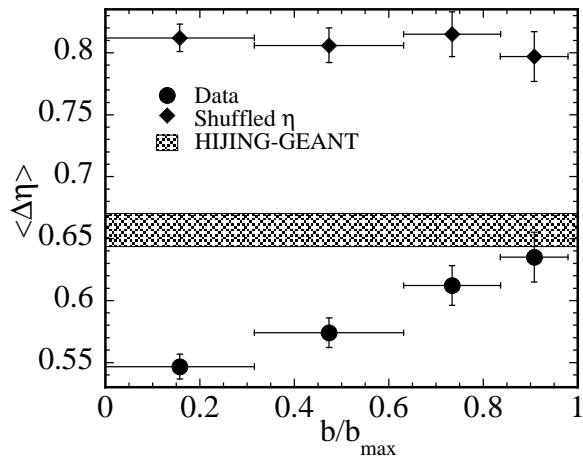


FIG. 2: The width of the balance function for charged particles, $\langle\Delta\eta\rangle$, as a function of normalized impact parameter (b/b_{max}). Error bars shown are statistical. The width of the balance function from HIJING events is shown as a band whose height reflects the statistical uncertainty. Also shown are the widths from the shuffled pseudorapidity events.

rapidity samples, the measured inclusive pseudorapidity distributions are preserved.

Within this area constraint, the variation of the balance function with centrality can be effectively characterized by the single parameter $\langle\Delta\eta\rangle$, the mean pseudorapidity difference weighted by the balance function (excluding the lowest bin in $\Delta\eta$ to reduce the background correlation from electron contamination). We refer to $\langle\Delta\eta\rangle$ below as the “width” of the balance function. The measured widths for four centrality classes are shown in Figure 2 as a function of the impact parameter fraction b/b_{max} , which is determined using a simple geometrical picture [19] to relate impact parameter to fractions of the total cross section. In Figure 2, the width of the balance function measured for central collisions is significantly smaller than that for peripheral collisions. The results for the mid-peripheral and mid-central centrality classes decrease smoothly and monotonically from the peripheral collision value. Figure 2 indicates that while the width observed in peripheral collisions is consistent with the HIJING prediction, the balance function for central collisions is significantly narrower, suggesting a variation in the underlying particle production dynamics between these two classes of events. In Figure 2 the widths from the shuffled pseudorapidity events are also shown. These widths show little centrality dependence and are wider than those of the data or HIJING. The widths from shuffled pseudorapidity events represent the maximum possible width of a balance function measured with the STAR detector.

The results for identified charged pion pairs are similar to those for non-identified charged particles as indicated in Figure 3. The overall shape of the balance function is

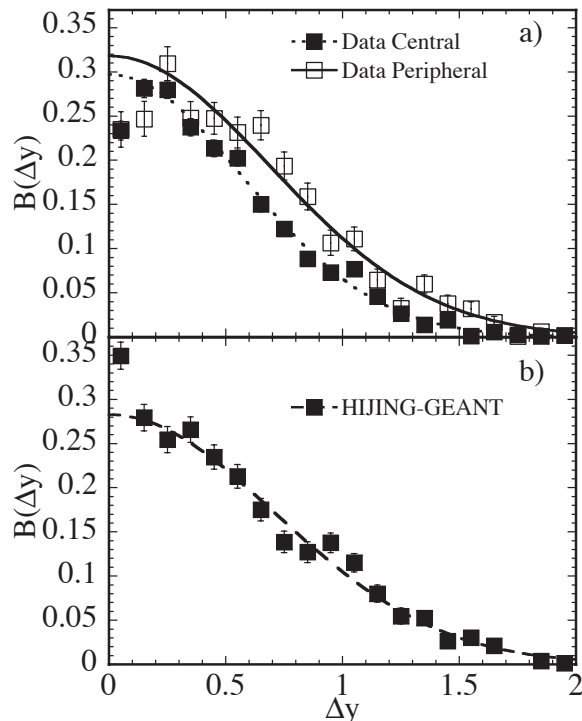


FIG. 3: The balance function versus Δy for identified pion pairs from a) central and peripheral Au+Au collisions at $\sqrt{s_{NN}} = 130$ GeV, and b) HIJING events simulated in GEANT [16]. To guide the eye, Gaussian fits excluding the lowest two bins in Δy are shown. The error bars shown are statistical. The balance function for HIJING events is independent of centrality.

similar to that in Figure 1. However, the data for pions have a dip near $\Delta y = 0$ (Figure 3a). As shown in reference [18], this dip can be understood as the combined effect of Bose-Einstein correlations and Coulomb interactions between charged pions. HIJING does not account for these effects, and the balance function predicted in Figure 3b therefore does not show a dip, although the enhancement of the lowest bin due to electron contamination is still apparent.

The width of the balance functions for the four centrality classes is shown in Figure 4, where the lowest two bins in Δy have been excluded to avoid the effects of Bose-Einstein correlations and Coulomb interactions and enable a valid comparison with HIJING. The results indicate that the width of the balance function for peripheral events is consistent with that expected from HIJING, while the width for central events is significantly smaller as was observed with charged particle pairs.

To gain some insight into the observed widths in central collisions, we compared with the thermal model (final temperature of 165 MeV) presented in [8] filtered through the acceptance of STAR. We find that the predicted widths are larger than those we observe in central collisions. Thermal model calculations have also

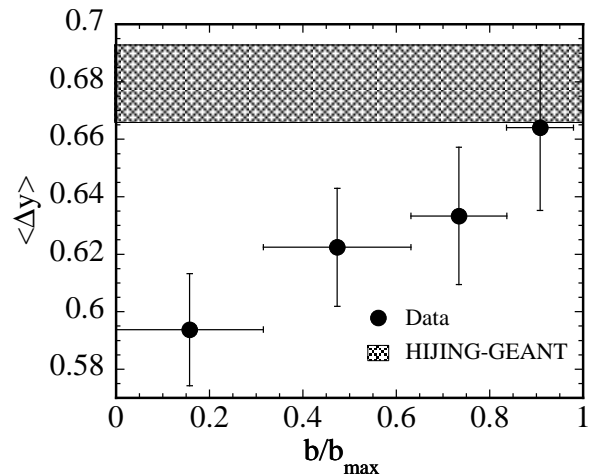


FIG. 4: The width of the balance function for identified charged pions, $\langle \Delta y \rangle$, as a function of normalized impact parameter (b/b_{max}). Error bars shown are statistical. The width of the balance function from HIJING events is shown as a band whose height reflects the statistical uncertainty.

been done at low final temperature (105 MeV) and high transverse velocity (0.77 c), while maintaining the same average transverse momentum. These calculations predict a balance function width consistent with our observations in central collisions. Thus the observed narrowing of the balance function in central collisions can be parametrized in a thermal model incorporating both strong transverse flow and a constraint that the balancing particles are emitted close together in space-time [20]. This constraint could arise from delayed hadronization compared with the characteristic 1 fm/c hadronization time or from some other phenomena such as anomalously short diffusion of particle pairs [20]. Other effects besides flow may also narrow the balance function with centrality. One effect is the decay of resonances such as the ρ^0 that have lifetimes similar to the proposed time of delayed hadronization. Another effect could be opacity [21] where pairs with large opening angles are absorbed leading to a narrower balance function.

In summary, measurement of the balance function for Au+Au collisions at $\sqrt{s_{NN}}=130$ GeV has been stimulated by the prediction [8] that the width of the balance function should be significantly reduced by late hadronization. We indeed observe a narrowing of the balance function for more central collisions for all charged particle and for charged pion pairs. Only for peripheral collisions is the width consistent with HIJING predictions treating the Au+Au collision as a superposition of independent nucleon-nucleon scatterings. Interpretation of the observed narrowing requires more detailed study of its sensitivity to such other effects as flow, resonance production and opacity, in addition to late hadronization.

We wish to thank the RHIC Operations Group and the RHIC Computing Facility at Brookhaven National

Laboratory, and the National Energy Research Scientific Computing Center at Lawrence Berkeley National Laboratory for their support. This work was supported by the Division of Nuclear Physics and the Division of High Energy Physics of the Office of Science of the U.S. Department of Energy, the U.S. National Science Foundation, the Bundesministerium fuer Bildung und Forschung of Germany, the Institut National de la Physique Nucleaire et de la Physique des Particules of France, the United Kingdom Engineering and Physical Sciences Research Council, Fundacao de Amparo a Pesquisa do Estado de Sao Paulo, Brazil, the Russian Ministry of Science and Technology, the Ministry of Education of China, the National Natural Science Foundation of China, and the Swedish National Science Foundation.

-
- [1] J. W. Harris and B. Müller, *Ann. Rev. Nucl. Part. Sci.* **46**, 71 (1996).
- [2] S. A. Bass, M. Gyulassy, H. Stöcker and W. Greiner, *J. Phys.* **G25**, R1 (1999).
- [3] S. Jeon and V. Koch, *Phys. Rev. Lett.* **85**, 2076 (2000).
- [4] M. Asakawa, U. Heinz and B. Müller, *Phys. Rev. Lett.* **85**, 2072 (2000).
- [5] Zi-wei Lin and C. M. Ko, *Phys. Rev.* **C64**, 041901 (2001).
- [6] H. Heiselberg and A. D. Jackson, *Phys. Rev.* **C63**, 064904 (2001).
- [7] E. V. Shuryak and M. A. Stephanov, *Phys. Rev.* **C63**, 064903 (2001).
- [8] S. A. Bass, P. Danielewicz and S. Pratt, *Phys. Rev. Lett.* **85**, 2689 (2000).
- [9] D. Drijard *et al.* [ACCDHW Collaboration], *Nucl. Phys. B* **166**, 233 (1980).
- [10] H. Aihara *et al.* [TPC/Two Gamma Collaboration], *Phys. Rev. Lett.* **53**, 2199 (1984).
- [11] M. E. Beddo *et al.* [STAR Collaboration], LBL PUB-5347 (1992).
- [12] W. Betts *et al.*, *IEEE Trans. Nucl. Sci.* **44**, 592 (1997); H. Weiman *et al.*, *IEEE Trans. Nucl. Sci.* **44**, 671 (1997).
- [13] C. Adler, A. Denisov, E. Garcia, M. Murray, H. Ströbele and S. White, *Nucl. Instrum. Meth. A* **461**, 337 (2001).
- [14] M. Calderon, Ph.D. Dissertation, Yale University, unpublished, (2001).
- [15] X.N. Wang and M. Gyulassy, *Phys. Rev.* **D44**, 3501 (1991).
- [16] CERN Program Library, Long Writeups Q123, Application Software Group, (1993).
- [17] M.B. Tonjes, Ph.D. Dissertation, Michigan State University, unpublished (2002).
- [18] S. Jeon and S. Pratt, *Phys. Rev.* **C65**, 044902 (2002).
- [19] J. Gosset *et al.*, *Phys. Rev.* **C16**, 629 (1977).
- [20] S. Pratt and S. Jeon, 18th Winter Workshop on Nuclear Dynamics, p. 91, Ed. R. Bellwied, J. Harris, and W. Bauer, EP Systema, Debrecan, Hungary (2002).
- [21] M. Gyulassy, P. Levai, and I. Vitev, *Phys. Rev. Lett.* **85**, 5535 (2000).