

Comparison of Source Images for protons, π^- 's and Λ 's in 6 AGeV Au+Au collisions

P. Chung⁽¹⁾, N. N. Ajitanand⁽¹⁾, J. M. Alexander⁽¹⁾, M. Anderson⁽⁶⁾, D. Best⁽⁷⁾, F.P. Brady⁽⁶⁾, T. Case⁽⁷⁾,
W. Caskey⁽⁶⁾, D. Cebra⁽⁶⁾, J.L. Chance⁽⁶⁾, B. Cole⁽¹²⁾, K. Crowe⁽⁷⁾, A. C. Das⁽³⁾, J.E. Draper⁽⁶⁾,
M.L. Gilkes⁽¹⁾, S. Gushue^(1,10), M. Heffner^(2,6), A.S. Hirsch⁽⁷⁾, E.L. Hjort⁽⁷⁾, L. Huo⁽¹⁴⁾, M. Justice⁽⁵⁾,
M. Kaplan⁽⁹⁾, D. Keane⁽⁵⁾, J.C. Kintner⁽¹³⁾, J. Klay⁽⁶⁾, D. Krofcheck⁽¹¹⁾, R. A. Lacey⁽¹⁾, J. Lauret⁽¹⁾,
M.A. Lisa⁽³⁾, H. Liu⁽⁵⁾, Y.M. Liu⁽¹⁴⁾, R. McGrath⁽¹⁾, Z. Milosevich⁽⁹⁾, G. Odyniec⁽⁷⁾, D.L. Olson⁽⁷⁾,
S. Panitkin⁽⁵⁾, N.T. Porile⁽⁸⁾, G. Rai⁽⁷⁾, H.G. Ritter⁽⁷⁾, J.L. Romero⁽⁶⁾, R. Scharenberg⁽⁸⁾, B. Srivastava⁽⁸⁾,
N.T.B Stone⁽⁷⁾, T.J.M. Symons⁽⁷⁾, J. Whitfield⁽⁹⁾, R. Witt⁽⁵⁾, L. Wood⁽⁶⁾, and W.N. Zhang⁽¹⁴⁾

(E895 Collaboration)

and

D. Brown⁽²⁾, S. Pratt⁽⁴⁾, F. Wang⁽⁷⁾, P. Danielewicz⁽⁴⁾

⁽¹⁾*Depts. of Chemistry and Physics,*

SUNY Stony Brook, New York 11794-3400

⁽²⁾*Livermore National Laboratory, Livermore, CA 94550*

⁽³⁾*Ohio State University, Columbus, Ohio 43210*

⁽⁴⁾*National Superconducting Cyclotron Laboratory,*

Michigan State University, East Lansing, MI 48824

⁽⁵⁾*Kent State University, Kent, Ohio 44242*

⁽⁶⁾*University of California, Davis, California, 95616*

⁽⁷⁾*Lawrence Berkeley National Laboratory,*
Berkeley, California, 94720

⁽⁸⁾*Purdue University, West Lafayette, Indiana, 47907-1396*

⁽⁹⁾*Carnegie Mellon University,*

Pittsburgh, Pennsylvania 15213

⁽¹⁰⁾*Brookhaven National Laboratory,*

Upton, New York 11973

⁽¹¹⁾*University of Auckland, Auckland, New Zealand*

⁽¹²⁾*Columbia University, New York, New York 10027*

⁽¹³⁾*St. Mary's College, Moraga, California 94575*

⁽¹⁴⁾*Harbin Institute of Technology,*
Harbin, 150001 P. R. China

(Dated: October 25, 2018)

Source images are extracted from two-particle correlations constructed from strange and non-strange hadrons produced in 6 AGeV Au + Au collisions. Very different source images result from pp vs $p\Lambda$ vs $\pi^-\pi^-$ correlations. These observations suggest important differences in the space-time emission histories for protons, pions and neutral strange baryons produced in the same events.

Relativistic heavy ion collisions of 1-10 AGeV produce a fireball of nuclear matter with extremely high baryon and energy density[1]. The dynamical evolution of this fireball is driven by such fundamental properties as the nuclear Equation of State (EOS) and possibly by a phase transition, e.g., to a Quark Gluon Plasma (QGP) [2, 3, 4, 5, 6]. Two-particle correlation studies, for various particle species, provide an important probe of the space-time extent of this fireball[7, 8, 9, 10]. Recent model calculations suggest that the time scale for freeze-out of strange and multi-strange particles may be much shorter than that for non-strange particles[11, 12], implying a much smaller space-time emission zone for strange particles. If this is indeed the case, then correlation studies involving strange particles may serve as important “signposts” for dynamical back-tracking into the very early stage of the collision where large energy densities are achieved [13].

In this letter we compare the source properties for protons, π^- 's and Λ hyperons extracted from pp , $\pi^-\pi^-$ and $p\Lambda$ correlation functions, as produced in 6 AGeV Au+Au collisions. These data are unique in that they constitute the first measurement of $p\Lambda$ correlations. If Λ hyperons are in fact emitted from a source with a smaller space-time extent, then between this and π^- source broadening from resonance decays, one might naively expect an ordering of two-particle source sizes: $R_{p\Lambda} < R_{pp} < R_{\pi\pi}$. On the other hand, at these energies the 3-dimensional π^- radii exhibit m_T scaling [7, 14] and this should manifest itself in the angle-averaged π^- sources. Furthermore, since m_T scaling can be ascribed to position-momentum correlations in the particle emission function [15], one might expect similar effects in the pp and $p\Lambda$ sources. As we will show, neither an interpretation based solely on position-momentum correlations nor on naive geometrical arguments can fully account for the relative size of

the three sources.

Traditional correlation analyses rely on the weakness of Final-State Interactions (FSI). With this, one may correct for FSI leaving a correlation that is the Fourier Transform of the two-particle source function. This approximation is mostly valid for pions; for massive and/or strongly interacting particles, such as protons or Λ hyperons, this approximation breaks down. Recently, Brown and Danielewicz have presented an imaging technique for analyzing two-particle correlations [16]. The technique actually *uses* the FSI, encoded in the form of the particles' final state wavefunction, to extract the two-particle source function *directly* [16]. The imaging technique has been used to address only a few data sets; Panitkin *et al.*[17] have shown that this approach gives source radii similar to the conventional HBT approach (under the assumption of a Gaussian source) for $\pi^- \pi^-$ pairs emitted in central collisions for 2-8 AGeV Au+Au. By contrast, Verde *et al.*[18] have shown very different results for pp pairs from 75 AMeV $^{14}\text{N}+^{197}\text{Au}$. For our purpose, the imaging technique's key feature is that one can easily compare source functions across different species and assess the different space-time scales relevant for each particle pair – a feature that has been mentioned [16], but never seriously utilized.

We use the imaging technique on pp , $\pi^- \pi^-$, and $p\Lambda$ pairs to extract and compare the source properties for protons, π^- 's and Λ hyperons. The measurements have been performed with the E895 detector at the Brookhaven Alternating Gradient Synchrotron. Here, we concentrate on the construction of the $p\Lambda$ and pp correlations and the results of the imaging analysis. Details on the detector and its setup have been reported elsewhere [6, 19, 20].

We reconstructed the Λ 's from the daughters of their charged particle decay, $\Lambda \rightarrow p + \pi^-$ (Branching Ratio $\simeq 64\%$), following the procedure outlined in Refs.[19]. Figure 1 shows the invariant mass spectrum for Λ 's obtained in semi-central (upper 23% of total inelastic cross-section, $b \lesssim 7$ fm) 6 AGeV Au + Au collisions. For the $p\Lambda$ correlation analysis, an enriched sample ($\sim 80\%$) of Λ 's with $1.11 \leq M_\Lambda \leq 1.122$ GeV was used.

Figures 2(a),(b),(c) show the correlation functions, $C(q)$, obtained by taking the ratio of foreground to background distributions in relative-momentum for Λp , pp and $\pi^- \pi^-$ pairs respectively. Here, $q = \frac{1}{2} \sqrt{-(p_1 - p_2)^2}$ is half of the relative momentum between the two particles in the pair c.m. frame. We applied no explicit gates on transverse momentum and rapidity except those implicit in the tracking acceptance. The mean transverse momenta $\langle P_t \rangle$ for particles with $q < 50$ MeV were 0.3 GeV and 0.12 GeV for pp and $\pi^- \pi^-$ pairs and the mean rapidities $\langle y \rangle$ were -0.33 and 0.1. Λp pairs with $q < 50$ MeV have $\langle P_t \rangle = 0.46$ GeV and $\langle y \rangle = -0.18$ for Λ 's and $\langle P_t \rangle = 0.38$ GeV and $\langle y \rangle = -0.18$ for protons.

We constructed the numerator (or foreground) distri-

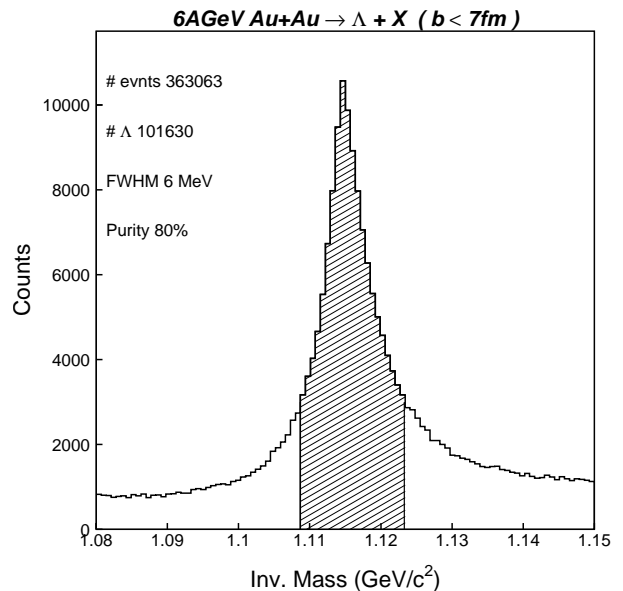


FIG. 1: Λ invariant mass spectrum from semi-central 6 AGeV Au+Au collisions. The hatched area depicts the Λ mass gate used to select the Λ 's for Λp correlation analysis.

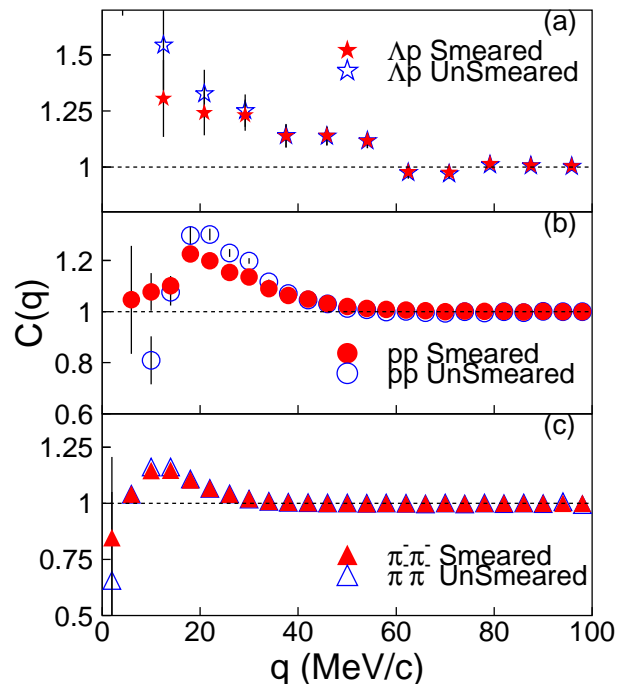


FIG. 2: Raw smeared (filled symbols) and corrected unsmeared (open) correlation functions, $C(q)$, for (a) Λp , (b) pp and (c) $\pi^- \pi^-$ from 6 AGeV Au+Au collisions ($b < 7$ fm).

bution from pairs of particles from the same event, and obtained the denominator (or background) distribution by pairing particles from different events. We used a track-merging filter similar to that outlined in Ref.[7] to eliminate possible distortions resulting from track-

merging effects in the TPC. For each correlation function, we used the accepted range of particle multiplicities to specify impact parameters $b < 7$ fm. This range was chosen to optimize the statistical significance for p Λ pairs.

We utilized approximately 100,000 Λ 's (80% purity) to yield about 31,000 Λp pairs in the foreground distribution, with $q \leq 100$ MeV/c, after applying the track-merging cut for the 6 AGeV data. We have corrected the Λp correlation function for: (a) the combinatoric background ($\simeq 20\%$) included in the Λ sample, (b) feed-down due to the electromagnetic decay of the Σ^0 (estimated to be $\simeq 25\%$ from RQMD calculations) and (c) smearing due to momentum resolution of the detector.

We corrected the sources for momentum resolution using two independent methods, both leading to consistent results. In the first method, we left the data uncorrected and modified the kernel used in the imaging analysis to include the smearing effect, assuming an average δp for each $\langle p_T \rangle$ and $\langle y \rangle$. This technique will be detailed elsewhere [21]. In the second method, we first corrected the correlation functions via an iterative procedure and imaged with an unsmear kernel. We explain this procedure in the next paragraph. We determined the momentum resolution for π^- and p from GEANT simulations giving an average value of 2.0% and 3.1% for each component of the π^- and proton momentum resolution, respectively. For the Λ momentum resolution, we extracted an average value of 4.0% for each component of the resolution using the width of the Ξ^- mass peak (Ξ^- decays to $\Lambda\pi^-$) and the π^- momentum resolution.

Our iterative procedure starts with model calculations (Gaussian sources) for the particle momenta and their (unsmear) correlations, $C_u(q)$. We then use a Monte Carlo method to smear their momenta and use these to calculate the smeared correlation $C_s(q)$. The ratio $C_s(q)/C_u(q)$ is used to make a first-try correction to the raw observed data correlation $C(q)$. This gives a first iteration unsmear correlation $C'_u(q)$. The latter is then smeared in the second iteration (using pairs of particle from mixed data events) to give a second smeared correlation, $C'_s(q)$. Typically, the comparison between the raw observed $C(q)$ in the data and the second smeared correlation function led to a reduced $\chi^2 \simeq 1$. The associated function $C'_u(q)$ was then taken as the unsmear correlation for the data. Figure 2 shows both smeared and unsmear correlation functions. The results presented in this paper are from the iterative method.

p Λ correlations can lead to residual correlations between primary protons and daughter protons from Λ decays. Wang has calculated the magnitude of this residual effect on the pp correlation [22]. We have determined its effect on our pp correlations to be negligible. This is due to (1) the intrinsically small residual pp correlation (maximum 3%) arising from our observed p Λ correlation and (2) the small fraction of secondary protons resulting from Λ decay ($\approx 6\%$ of the total number of protons). The

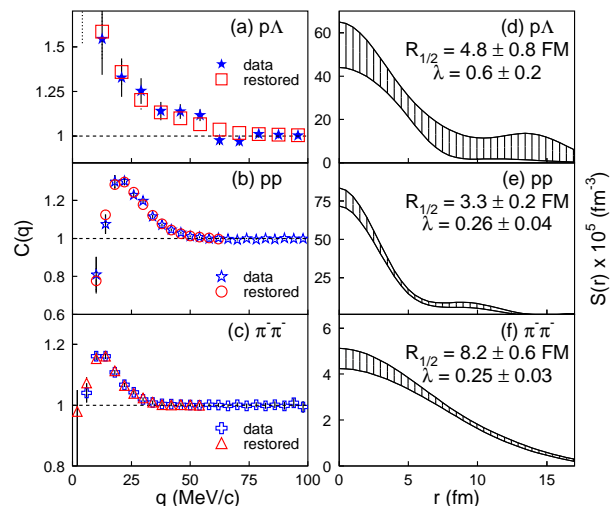


FIG. 3: Correlation functions, $C(q)$, for p Λ , pp and $\pi^- \pi^-$ pairs are shown in panels (a), (b) and (c) respectively. The corresponding short-range source functions, $S(r)$, are indicated in panels (d), (e) and (f). As a consistency test, a simulated correlation function (open squares, circles and triangles) is recalculated from $S(r)$. Hatched bands show the zone of one standard deviation.

same reasoning applies for the expected perturbation of p Λ correlations from $\Lambda\Lambda$ correlations [23] and of $\pi^- \pi^-$ correlations from $\pi^- \Lambda$ or $\pi^- K^0$ correlations [24].

Figures. 3(a),(b),(c) show correlation functions for Λp , pp and $\pi^- \pi^-$ pairs respectively. We have not corrected the pp and $\pi^- \pi^-$ correlation functions for the Coulomb interaction since this effect is included in the imaging procedure. The two particle correlation and the source function are related through the Koonin-Pratt equation [25]:

$$C(q) - 1 = 4\pi \int dr r^2 K(q, r) S(r). \quad (1)$$

This is a linear integral equation that we may invert to obtain the source function $S(r)$ using the techniques in Ref. [16]. Here, the imaged source function $S(r)$ gives the probability of emitting a pair of particles a distance r apart in the pair c.m. frame. The derived source functions are shown in Figs. 3 (d),(e),(f). As a consistency check, we have recalculated the correlation functions from the derived source functions and these are shown in Figs. 3(a),(b), (c) as restored correlations.

In Eq. (1), the kernel $K(q, r)$ encodes the FSI and is given in terms of the final state wavefunction as $K(q, r) = \frac{1}{2} \int d(\cos(\theta_{\mathbf{q}, \mathbf{r}})) (|\Phi_{\mathbf{q}}(\mathbf{r})|^2 - 1)$. In this work, we used the Coulomb force for the pion and proton pairs. Additionally, we used the Reid93 nucleon-nucleon force for protons [26] and the phenomenological potential of Bodmer and Usmani for Λp pairs [27]. Since the Λp potential is not very well known, we reanalyzed the p Λ correlation using a simplified kernel that depends only on the p Λ effective range and scattering length. We found no

significant change in the imaged Λp source.

The sources in Figs. 3 (d),(e),(f) appear Gaussian, although we cannot definitively conclude this given the size of the error bands on the imaged sources. In principle, the source function can be composed of an admixture of short and large-range emission sources [16]. In practice, the shape of the correlation is strongly dominated by the short-range source and the less-correlated pairs from any large-range source essentially dilute the strength of the observed correlation. Let us then assume a Gaussian for the short-distance part of the time integrated emission function for particle type i : $D_i \sim f_i \exp(-r^2/2R_i^2)$. The fraction of particles emitted from this source is $0 \leq f_i \leq 1$. This choice gives us a Gaussian two-particle source function for particles i and j :

$$S_{ij}(r) \propto \lambda_{ij} \exp(-r^2/2(R_i^2 + R_j^2)). \quad (2)$$

To ensure that we use the same source parameterization for like and unlike pairs, we choose $R_{ij}^2 = \frac{1}{2}(R_i^2 + R_j^2)$. With this choice the emission function radius is exactly the two particle source radius if $i = j$ (i.e. $R_{ii} = R_i$) [28]. Here the fraction of pairs λ_{ij} is related to the fraction of particles in each emission function through $\lambda_{ij} = f_i f_j$. In all subsequent discussion, we take the $R_{1/2}$ value (the radius at half maximum density) directly from the sources, but we convert the source height into an equivalent Gaussian λ . Values for λ and $R_{1/2}$ of the short-range sources are indicated in Fig. 3 (d),(e),(f).

Scanning Fig. 3(d),(e),(f), the pion source is clearly the broadest. However, our naive expectation that the Λp source would be the smallest source appears wrong. In an effort to understand why, we investigate the source sizes in more detail.

The results in Fig. 3(c),(f) for $\pi^- \pi^-$ show that $R_{1/2} = 8.2 \pm 0.6$ fm. This radius, corresponding to a centrality range of $b < 7$ fm, is identical to that reported by Panitkin et al for $b < 5$ fm [17, 29]. The λ value of 0.25 ± 0.03 indicates that half of the pions arise from a source with $R_{1/2} \sim 8.2$ fm and the other half from a considerably larger source, possibly caused by resonance decays. For $p\Lambda$ pairs [cf. Figs. 3(a),(d)] the correlations are dominated by a source of smaller size ($R_{1/2} = 4.8 \pm 0.8$ fm) comprising $60\% \pm 20\%$ of the $p\Lambda$ pairs.

The contrast in size with the pp source is pronounced (cf. Figs. 3(b),(e)). The pp correlations are dominated by a very compact source $R_{1/2} = 3.3 \pm 0.2$ fm and this source comprises only 26% of the pairs or 51% of the total protons. Both in 75 AMeV $^{14}\text{N} + ^{197}\text{Au}$ [18] and 200 AGeV S+Pb [16] investigators have also found relatively small source sizes ($R_{1/2} = 2.9$ fm and $R_{1/2} = 3.2$ fm, respectively) for roughly the same fraction of protons. From these observations, we suspect that there is a common feature in nucleus-nucleus collisions that span a broad range because (1) strong collective motion focuses the source to much smaller radii [30], and (2) pp correlations are insensitive to the long distance parts of the

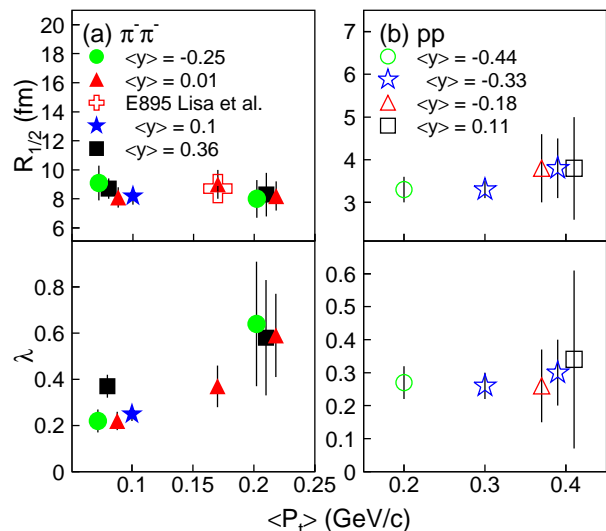


FIG. 4: Variation of source half-radius $R_{1/2}$ (top panels) and λ parameter (bottom panels) for different phase space regions identified by their mean transverse momentum $\langle P_t \rangle$ and mean rapidity $\langle y \rangle$ values (shown in different symbols) for sources from (a) $\pi^- \pi^-$ and (b) pp correlations. The open cross in figure (a) shows the $R_{1/2}$ value, calculated from the HBT radii from Ref [7].

source, as discussed by Wang and Pratt [13]. While we cannot separate these two effects in this study (or even rule out other more exotic causes) we comment that pions are much less focused by collective effects because of their much lower mass [31]. Consequently, we expect the pion correlation function to probe a larger portion of the emission region and hence be associated with a larger source.

Previous works [7, 14] have indicated that the 3-dimensional pion radii exhibit m_T scaling attributable to collective flow. $R_{1/2}$ in the pair c.m. frame can be computed from the 3-dimensional source radii R_{out} , R_{side} and R_{long} in the Longitudinally Comoving Source (LCMS) frame via

$$R_{1/2} \approx 1.66 \sqrt[3]{\gamma R_{\text{out}} R_{\text{side}} R_{\text{long}}}, \quad (3)$$

where the Lorentz factor is $\gamma = m_T/m$. In the various models of m_T scaling of correlation radii, the radii in the LCMS frame all have the same form: $R = R^0 \sqrt{T/m_T}$. Here T is the source temperature and the R^0 's for each radius depend on the details of the model in question. Inserting this dependence into Eq. (3) gives

$$R_{1/2} \approx R_{1/2}^0 \sqrt{T/m_T^{\text{eff}}}, \quad (4)$$

where $m_T^{\text{eff}} = \sqrt[3]{m_T m^2}$. This implies that $R_{1/2}$ for a given system scales weakly as $m_T^{-1/6}$ regardless of the m_T scaling model as is evident in Fig. 4.

If one assumes that $R_{1/2}^0$ and T are the same for both π^- and proton sources then Eq. (4) predicts the ratio

$R_{pp}/R_{\pi^-\pi^-} = \sqrt{m_{T\pi^-}^{\text{eff}}/m_{Tp}^{\text{eff}}} = 0.4$ which is consistent with the value of the experimental ratio (0.40 ± 0.04).

In contrast to the pp and $\pi^-\pi^-$ sources, the $p\Lambda$ source size does not show this m_T scaling. Naively applying Eq. (4) and keeping a constant temperature and geometrical source size, one obtains a predicted $p\Lambda$ source size of 3.1 ± 0.2 fm which is significantly smaller than the experimental value. This value cannot be accounted for via the proton- Λ mass difference of $\approx 20\%$. It could reflect differences between the emission time and the extent of collective focusing for Λ 's and protons. In fact, the magnitude of collective flow for Λ 's is known to be smaller than that for protons [32].

As a possibility, let us assume that the underlying proton emission function is common to both the pp and $p\Lambda$ correlations. For this assumption to hold, we must assume that any flow induced focusing affects the pp and $p\Lambda$ sources similarly and that we may concentrate on only the short-range proton and Λ sources. In this context, we can use Eq. (2) and the pp source function values to extract information about the Λ emission function. We find that $f_\Lambda = \lambda_{\Lambda p}/\sqrt{\lambda_{pp}} = 1.18 \pm 0.40$ and $R_\Lambda = \sqrt{2R_{\Lambda p}^2 - R_{pp}^2} = 5.93 \pm 1.30$ fm. Given that $f_\Lambda \simeq 1$, we may argue that all Λ 's are made from this source. Such a moderate sized Λ source could indicate the geometrical size of the hot central region of the collision zone, where the energy density is high enough for the production of the strange quarks that form the observed Λ 's.

In summary, we have measured small-angle correlations for $p\Lambda$, pp and $\pi^-\pi^-$ pairs produced in 6 AGeV Au+Au reactions and have analyzed them by the source imaging technique [16]. The strong differences in effective source radii reflect very different dynamical histories for each pair. The pp and $\pi^-\pi^-$ pairs may reflect a small homogeneity length caused by flow focusing the source while the Λ emission functions reflect a spread out participant zone.

This work was performed under the auspices of the U.S. Department of Energy by University of California, Lawrence Livermore National Laboratory under Contract W-7405-Eng-48. This work was also supported by NSF grant PHY-00-70818, U.S. DOE grant DE-FG02-88ER40412 and other grants acknowledged in Ref.[19].

- [2] D.H. Rischke, Nucl. Phys. **A 610**, 88c (1996).
 [3] H. Sorge, Phys. Rev. Lett. **78**, 2309 (1997).
 [4] P. Danielewicz *et al.*, Phys. Rev. Lett. **81**, 2438 (1998).
 [5] *Quark Matter '96, Proc. 12th Int. Conf. on Ultra-Relativistic Nucleus-Nucleus Collisions, Heidelberg, Germany, 1996*, ed. P. Braun-Munzinger *et al.*, Nucl. Phys. **A610**, 1c-572c (1996).
 [6] C. Pinkenburg *et al.*, Phys. Rev. Lett. **83**, 1295 (1999).
 [7] M. Lisa *et al.*, Phys. Rev. Lett. **84**, 2798 (2000).
 [8] M.D. Baker *et al.*(E866), Nucl. Phys. A **610**, 213c (1996).
 [9] S. Pratt, Nucl. Phys. A **566**, 103c (1993).
 [10] H. Boggild *et al.*(NA44), Phys. Lett. B **302**, 510 (1993).
 [11] H. van Hecke *et al.*, Phys. Rev. Lett. **81**, 5764, (1998).
 [12] P. Senger *et al.*, nucl-ex/9810007.
 [13] F. Wang and S. Pratt, Phys. Rev. Lett. **83**, 3138 (1999).
 [14] L. Ahle, *et al.*, Phys. Rev. C **66**, 054906 (2002); H. Beker *et al.*, Phys. Rev. Lett. **74**, 003340 (1995).
 [15] S.V. Akkelin and Y.M. Sinyukov, Z. Phys. C **72**, 501-507 (1996); U.A. Wiedemann, P. Scotto, and U. Heinz, Phys. Rev. C **53**, 918-931 (1996); T. Csörgő and B. Löstad, Phys Rev. C **54**, 1390-1403 (1996).
 [16] D. Brown and P. Danielewicz, Phys. Rev. C **64**, 014902 (2001).
 [17] S.Y. Panitkin *et al.*, Phys. Rev. Lett. **87**, 112304 (2001).
 [18] G. Verde *et al.*, Phys. Rev. C **65**, 054609 (2002).
 [19] P. Chung *et al.*, Phys. Rev. Lett. **85**, 940 (2000).
 [20] G. Rai *et al.*, IEEE Trans. Nucl. Sci. 37, 56 (1990).
 [21] G. Verde, P. Danielewicz and D. Brown, in preparation.
 [22] F. Wang, Phys. Rev. C **60**, 067901 (1999).
 [23] S. V. Afanasiev *et al.*, Nucl. Phys. A **698**, 104c-111c (2002).
 [24] P.Chung *et al.*, J. Phys. G **28** 1567-1574 (2002).
 [25] S.E. Koonin, Phys. Lett. B **70**, 43 (1977); S. Pratt, T. Csörgő, and T. Zimányi, Phys. Rev. C **42**, 2646 (1990).
 [26] W. G. J. Stoks, *et al.*, Phys. Rev. C **49**, 2950 (1994).
 [27] A. Bodmer and Q. Usmani, Nucl. Phys. A **477**, 621 (1988).
 [28] We use this convention so that we can directly compare the Gaussian radii to standard pion radii. This convention is the same as that in Ref [17].
 [29] $R_{1/2} = 1.66 \times R_G$ in Ref.[17]. Assigned uncertainties include the absolute error in data, corrections and methodology. Hence, they are larger than those in Ref.[17].
 [30] S. Panitkin and D. Brown, Phys. Rev. C **61**, 021901 (2000).
 [31] The ratio of thermal velocity to expansion velocity for pions will exceed that for protons.
 [32] P. Chung *et al.* Phys. Rev. Lett. **86**, 2533-2536 (2001).

[1] H. Stöcker and W. Greiner, Phys. Rep. **137**, 277, (1986).