

On possible existence of the dibaryon resonance d_1^* and its role in the $np\gamma$ and $pd\gamma$ processes below the pion threshold.

A.S.Khrykin^a

^aJoint Institute for Nuclear Research, Dubna, 141980 Russia

We give reasons for the existence of the NN decoupled dibaryon resonance $d_1^*(1956)$. Strong evidence for its presence has first been found in the energy spectrum of coincident photons emitted at $\pm 90^\circ$ from the $pp \rightarrow \gamma\gamma X$ process at 216 MeV measured by the DIB2 γ collaboration at JINR. As further experimental indications of the $d_1^*(1956)$ existence we present those found in the available photon energy spectra of $np\gamma$, $pd\gamma$, and $pA\gamma$ reactions below the pion threshold. It is noted that serious discrepancies between the $np\gamma$ and $pd\gamma$ experimental cross sections and theoretical calculations can reasonably be explained by the fact that the latter did not take into account the d_1^* effect.

1. Introduction

Recently the DIB2 γ collaboration at JINR, carrying out searches for the NN decoupled dibaryon resonances in the reaction $pp \rightarrow \gamma\gamma X$ at an energy below the πNN threshold [1, 2], has reported [3] the observation of such a state with a mass of about 1956 MeV, which was called d_1^* . The conclusion for the existence of this resonance was drawn from the analysis of the energy spectrum for energetic ($E_\gamma \geq 10$ MeV) coincident photons emitted at angles of $\pm 90^\circ$ in the laboratory system from the reaction $pp \rightarrow \gamma\gamma X$ at an energy of about 216 MeV. The measured spectrum shown in Fig.1 consists of a narrow peak at a photon energy of about 24 MeV and a relatively broad peak in the energy range (45 - 75) MeV. The statistical significances for the narrow and broad peaks are 5.3σ and 3.5σ , respectively. The width of the narrow peak (FWHM) is about 8 MeV, compatible with that of experimental resolution. This behavior of the photon spectrum conforms to the signature of the NN decoupled dibaryon resonance $d_1^*(1956)$ that is believed to be formed in the radiative process $pp \rightarrow \gamma d_1^*$ and then to decay via the $d_1^* \rightarrow pp\gamma$ mode, thereby contributing to the $pp \rightarrow \gamma\gamma X$ reaction. The photon energy spectrum calculated with the help of Monte Carlo simulations under the assumption that the process $pp \rightarrow \gamma d_1^*(1956) \rightarrow pp\gamma\gamma$ is the only mechanism of the $pp \rightarrow pp\gamma\gamma$ reaction proved to be in reasonable agreement with the experimental one. The differential cross section of the resonance production of two photons emitted symmetrically at $\theta_{lab} = \pm 90^\circ$ from the process $pp \rightarrow \gamma d_1^* \rightarrow pp\gamma\gamma$ at an energy of 216 MeV was estimated to be ~ 9 nb/sr². The total cross section for the $d_1^*(1956)$ production in the $pp\gamma\gamma$ reaction at 216 MeV found as a result of multiplying this differential cross section by $(4\pi)^2$ amounts to about 1.4 μb . The existence of the $d_1^*(1956)$ resonance implies, in particular, that in addition to the conventional mechanisms of photon production in NN interactions below the πNN

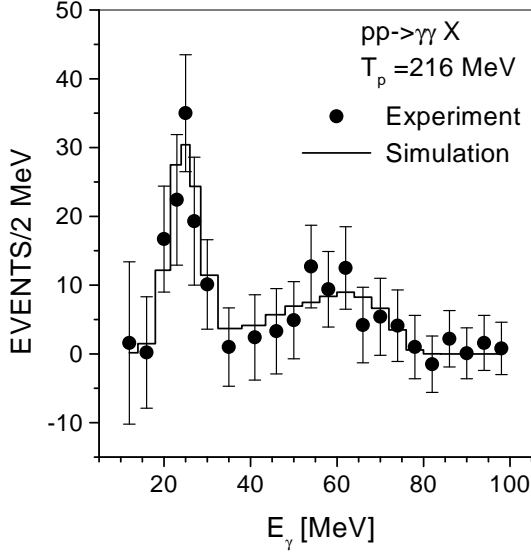


Figure 1. Energy spectrum of coincident photons from the $pp \rightarrow \gamma\gamma X$ process at 216 MeV measured at 90° and the spectrum calculated with the help of Monte Carlo simulation for the process $pp \rightarrow \gamma d_1^* \rightarrow \gamma\gamma pp$ with a d_1^* mass of 1956 MeV.

threshold there should exist a new one, the dibaryon mechanism $NN \rightarrow \gamma d_1^* \rightarrow NN\gamma\gamma$. Obviously, depending on kinematical conditions of the $NN\gamma$ and $NA\gamma$ reactions this mechanism would make some contribution to inclusive photon energy spectra of these reactions. Such a contribution should be mainly concentrated in two photon energy regions specific for this dibaryon resonance, which are determined by energies of photons arising from the $d_1^*(1956)$ formation and decay. In the center-of-mass system, the energy of a photon connected with the dibaryon formation (E_F) is determined by its mass M_R and the energy of colliding nucleons ($W = \sqrt{s}$) as $E_F = (W^2 - M_R^2)/2W$, while the energy of a photon associated with the radiative dibaryon decay (E_D) in the rest frame of this resonance is defined as $E_D = (M_R^2 - M_{NN}^2)/2M_R$, where M_{NN} is the invariant mass of the final NN state populated as a result of this decay. The contribution from the dibaryon mechanism to the photon energy spectrum of the $NN\gamma$ or $NA\gamma$ reaction would compete with a substantial contribution from the conventional mechanisms. Moreover, in the case of NA collisions even at an energy below the πNN threshold one should have in view the additional contribution from π^0 decays produced in NN collisions due to the nucleon Fermi motion in nuclei. At the same time, since the bremsstrahlung cross section in np scattering at energies around 200 MeV is substantially larger than that for pp scattering, one can expect that the contribution of the dibaryon mechanism in np and, hence, in NA scattering is also larger than in pp scattering.

In search of further evidence for the existence of the $d_1^*(1956)$ dibaryon resonance we decided to analyze the available experimental data on photon production in NN and NA collisions at energies below the πNN threshold resulting in the photon energy spectra of the processes explored.

2. Photon energy spectra of $np\gamma$, $pd\gamma$, and $pA\gamma$ reactions

The inclusive photon energy spectrum of the reaction $np \rightarrow \gamma X$ was measured at a neutron energy of 170 ± 35 MeV for high energy photons ($E_\gamma \geq 20$ MeV) emitted at the angle $\theta_{lab} = 90^\circ$ [4]. This spectrum (data were taken from Ref. [4] and binned in 6 MeV energy interval to reduce their statistical fluctuations) is shown in Fig. 2a together with

the prediction of the OBE model [8] folded with a Gaussian with $FWHM = 70$ MeV to allow for an energy spread of an incident beam and detector resolution. A resonance-like structure in the energy range from 45 to 75 MeV is clearly seen in this spectrum. At the same time the calculated photon energy spectrum does not contain even a hint of the presence of any structure there. To solve the problem of this structure the authors [7] assumed that it was caused by the contribution from a quasifree capture process, that is, the process $p+d \rightarrow p_s+d+\gamma$ where p_s is the spectator proton, which was not included in the calculations [8, 9]. But since such a process (see Fig. 2a) should contribute in an energy range extending beyond the structure in question, it was suggested in Ref. [7] that the authors [4] had incorrectly calibrated the energy response of their γ detector and so the quasifree capture peak was shifted by about 20 MeV. However, if this is not the case and at least the shape of the $np\gamma$ spectrum [4] is correct, then the question arises: what is the reason for this structure origin? In Fig. 2a we also show the energy spectrum of photons ($E_\gamma \geq 20$ MeV) emitted at 90°_{lab} from the process $np \rightarrow \gamma d_1^*(1956) \rightarrow \gamma\gamma np$ at 170 ± 35 MeV calculated by the Monte Carlo method for the $d_1^*(1956)$ production cross section of $4.3 \mu b$. As can be seen, the $d_1^*(1956)$ contribution to the $np\gamma$ photon spectrum lies in the same energy range as the structure of interest and therefore the dibaryon mechanism can be considered as a likely cause for appearance of this structure. In this connection the existing photon energy spectra of the $pd \rightarrow \gamma X$ [5, 6] reaction are of particular interest. This is because for low and intermediate photon energies the $pd \rightarrow \gamma X$ spectrum is a good approximation to the free $np\gamma$ spectrum and thus it should reflect features inherent in the $np \rightarrow \gamma X$ reaction. The inclusive $pd\gamma$ photon energy spectra were measured at an incident energy of 200 MeV by the Grenoble group [5] and at 145 and 195 MeV by the Michigan State group [6]. The spectra measured by those groups for $\theta_{lab} = 90^\circ$ at an energy of 200 MeV and 195 MeV are in excellent agreement. The experimental [6] and calculated [10] inclusive photon energy spectra of the $pd\gamma$ reaction at 195 MeV and $\theta_{lab} = 90^\circ$ are shown in Fig. 2b. We see again that the experimental spectrum clearly exhibits a characteristic structure in the range (45 - 75) MeV, the presence of which leads to serious disagreement between the experimental and theoretical data. This fact makes it reasonable to assume that the structure observed in the energy range (45 - 75) MeV of both the $np\gamma$ and $pd\gamma$ inclusive photon spectra can arise from the same underlying mechanism. We believe that such a mechanism is the dibaryon mechanism in question. In Fig. 2b we show the dibaryon mechanism contribution to the $pd\gamma$ photon energy spectrum for the $d_1^*(1956)$ production cross section of $9.4 \mu b$ calculated by the Monte Carlo method with the Fermi motion of nucleons in the deuteron taken into account. Simply adding this contribution to the theoretical spectrum [10] we find that the agreement between the experimental and theoretical spectra becomes significantly better. Finally, the inclusive photon energy spectra were also measured in pA collisions [11, 5]. Obviously, the clearest manifestation of the dibaryon mechanism should be anticipated in spectra for light nuclei. In Fig. 2c we show the inclusive photon energy spectrum for carbon (lighter nucleus) measured at an energy of 200 MeV and corrected for the π^0 contribution [5]. The structure in the energy range (45 - 75) MeV is also seen in this spectrum, it is very likely to be of the same origin as that observed in the $np\gamma$ and $pd\gamma$ spectra. In Fig. 2c we also show the dibaryon mechanism contribution to the $pC\gamma$ photon energy spectrum for the $d_1^*(1956)$ production cross section of $56.5 \mu b$.

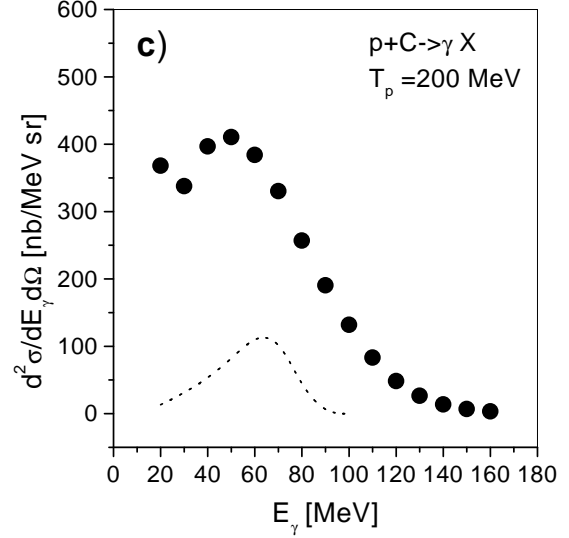
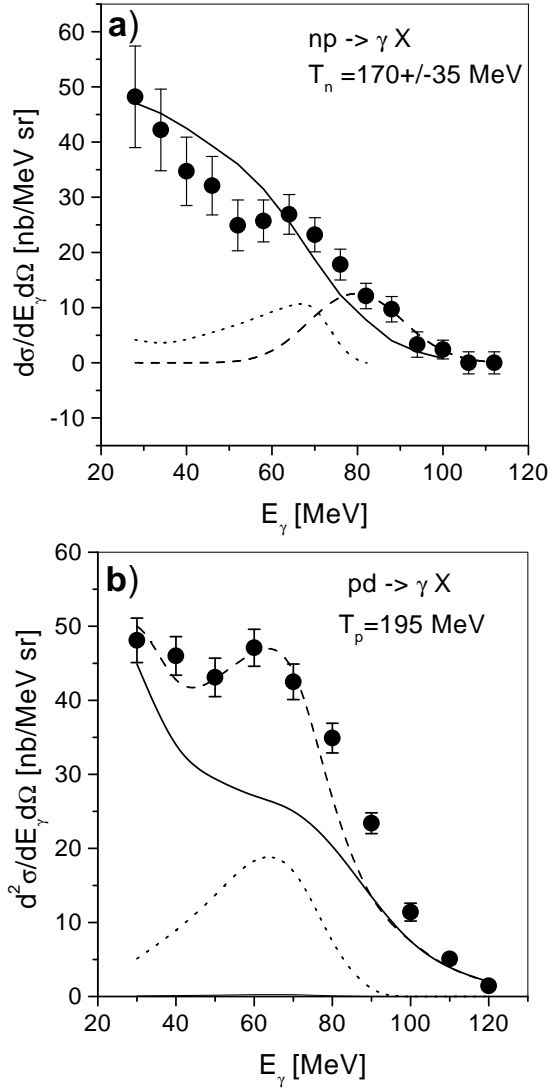


Figure 2. Energy spectra of photons emitted at 90_{lab}^0 (solid circles). a) The $np\gamma X$ reaction at 170 ± 35 MeV. The solid line is the OBE model prediction, the dotted line shows the dibaryon contribution for the $d_1^*(1956)$ production cross section $\sigma_{tot} = 4.3\mu b$ and the dashed line shows the $np \rightarrow d\gamma$ process contribution with the same cross section. b) The $pd\gamma$ reaction at 195 MeV. The solid line is the prediction [10], the dotted line shows the $d_1^*(1956)$ contribution for $\sigma_{tot} = 9.4\mu b$, and dashed line shows the sum of the calculation [10] and $d_1^*(1956)$ contribution. c) The $p + C \rightarrow \gamma X$ reaction. The dotted line shows the $d_1^*(1956)$ contribution for $\sigma_{tot} = 56.5\mu b$

REFERENCES

1. S. B. Gerasimov and A. S. Khrykin, Mod. Phys. Lett. **A8**, (1993)2457.
2. S. B. Gerasimov, S. N. Ershov, A. S. Khrykin, Phys. At. Nucl.**58**, (1995)844.
3. A. S. Khrykin et al., Phys. Rev. C **64**, 034002(2001).
4. F. Malek et al., Phys. Lett. **B 266**, 255(1991).
5. J. A. Pinston, et al., Phys. Lett. **B 249**, 402(1990).
6. J. Clayton, et al., Phys. Rev. C **45**, 1810(1992).
7. F. P. Brady et al., Phys. Lett. **B 349**, 272(1995).
8. S. F. Shäfer et al., Z. Phys. **A 339**, 391(1991).
9. M. Jetter and H. V. von Geramb, Phys. Rev. C **49**, 1832(1994).
10. K. Nakayama, Phys. Rev. C **45**, 2039(1992).
11. J. Clayton, et al., Phys. Rev. C **45**, 1815(1992).