

# High $p_T$ identified hadron ratios in $\sqrt{s_{NN}}=200$ GeV Au+Au Collisions

T. Sakaguchi<sup>a</sup> for the PHENIX Collaboration\*

<sup>a</sup>Center for Nuclear Study, Graduate School of Science, University of Tokyo, Wako Br. RIKEN, 2-1 Hirosawa, Wako, Saitama 351-0198, Japan

The PHENIX detector at RHIC measured high  $p_T$  identified hadron ratios in  $\sqrt{s_{NN}} = 200$  GeV Au+Au collisions. Within the current systematic and statistical errors,  $\bar{p}/p$  ratios that are measured up to  $3.8$  GeV/ $c$  are almost independent of both  $p_T$  and centrality. The baryon to meson ratio is measured through  $p/\pi$  and  $\bar{p}/\pi$  ratios up to  $3.8$  GeV/ $c$ , showing they are strongly centrality dependent.

## 1. Introduction

The PHENIX measurement of high- $p_T$  suppression of neutral pions and inclusive charged hadrons reveals flavor dependence in the strength of the suppression [ 1]. Identified charged particle spectra hint that the difference is due to the unexpectedly high yields of high- $p_T$  ( $> 2$  GeV/ $c$ ) (anti)protons that appear to be unsuppressed. Studying the particle composition at high- $p_T$  is an important step in understanding baryon production and transport, system evolution, and the interplay between soft and hard processes.

The high statistics  $\sqrt{s_{NN}} = 200$  GeV Au+Au data set obtained by PHENIX in RHIC RUN-2 and the results from  $\sqrt{s_{NN}} = 130$  GeV Au+Au data in RUN-1 [ 2] realized the systematic measurement of the ratio of baryon to meson through the ratios of  $p(\bar{p})$  to  $\pi$ . The  $\bar{p}$  to  $p$  ratios were also measured up to  $3.8$  GeV/ $c$  as a function of centrality. This paper reports the results on the high  $p_T$  identified hadron ratios in  $\sqrt{s_{NN}}=200$  GeV Au+Au collisions.

## 2. Experimental Setup and Data analysis

The PHENIX detector [ 3] has the capability of identifying charged hadrons and neutral pions over a broad momentum range. The charged hadrons are tracked by a drift chamber followed by a pad chamber. Time-of-flight measurement using Beam-Beam counters (BBC) and a TOF-wall provides  $\pi^{+/-}$  identification up to  $p_T = 2$  GeV/ $c$ , and  $p(\bar{p})$  up to  $p_T = 4$  GeV/ $c$ . Neutral pions are measured by an electromagnetic calorimeter via  $\pi^0 \rightarrow \gamma\gamma$  decay channel over the  $p_T$  range of  $1$  GeV/ $c \leq p_T \leq 10$  GeV/ $c$ . Combining the two techniques,  $p(\bar{p})/\pi$  and  $\bar{p}/p$  ratios are obtained in the range of  $0.5$  GeV/ $c \leq p_T \leq 3.8$  GeV/ $c$ . The acceptance of the PHENIX detectors used in this analysis are  $\pm 0.35$  in pseudorapidity and  $\pi/4$  for charged hadron identification and  $\pi$  for neutral pions in azimuth,

---

\*for the full PHENIX Collaboration author list and acknowledgements, see Appendix "Collaborations" of this volume.

respectively.

Minimum bias events are triggered and classified into centrality selections using BBC and Zero-Degree calorimeters. The trigger efficiency is evaluated by simulation to be 91.4% of the inclusive inelastic cross-section. The analyzed data set includes around 4 M Au+Au minimum bias events for the charged hadron analysis and 30 M for the neutral pion analysis.

Charged particle spectra were corrected for acceptance, decay in flight and tracking efficiency using a single particle Monte Carlo. Multiplicity-dependent corrections were evaluated by embedding simulated tracks into real events. The  $p_T$ -dependent part of the systematic errors on the measurement of  $\pi^+(\pi^-)$  and  $p(\bar{p})$  are 7% and 11%, respectively [4]. These include uncertainties in particle identification and detector fiducial area cuts. The  $p_T$ -independent part of the errors that are dominated by the uncertainty in the multiplicity-dependent corrections are 14% and 18% for  $\pi^+(\pi^-)$  and  $p(\bar{p})$  for central events, while 14% and 16.4% for peripheral events, respectively. By taking the ratios of anti-particle to particle, the  $p_T$ -independent errors cancel out. The  $p_T$ -dependent part of the systematic errors on  $\pi^0$  measurement is 20-30%, and the  $p_T$ -independent part is 9%. Details on the contributing sources are given elsewhere [5].

### 3. Results

#### 3.1. $\bar{p}/p$ ratios

Figure 1 shows the  $\bar{p}/p$  ratios as a function of  $p_T$  for 0-5% and 60-91.4% centrality selections. The error bars show the statistical errors, and the gray error bands show the systematic errors on the data points. The ratio for central events is almost flat over  $0.5 \text{ GeV}/c < p_T < 3.8 \text{ GeV}/c$  within the current systematic and statistical errors, while it decreases at high  $p_T$  for peripheral events. For a detailed study, the ratios are also

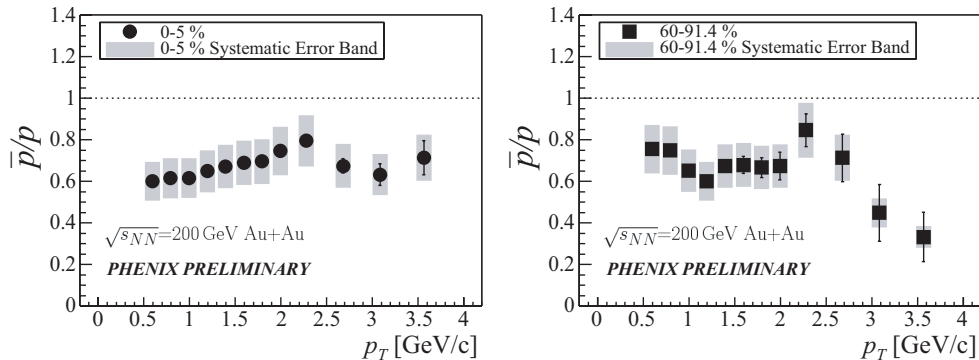


Figure 1.  $\bar{p}/p$  ratios as a function of  $p_T$ . Left panel shows the ratio for 0-5% centrality, and right panel shows that for 60-91.4% centrality. The error bars indicate the statistical errors, and gray bands indicate the systematic errors for each data points. The ratio is almost flat over entire  $p_T$  for central events, while it decreases at high  $p_T$  for peripheral events.

evaluated as a function of centrality for four different  $p_T$  ranges. Figure 2 shows the  $\bar{p}/p$  ratios as a function of number of participants which are associated with centrality using a Glauber model calculation. The error bars show the statistical errors, and the gray error

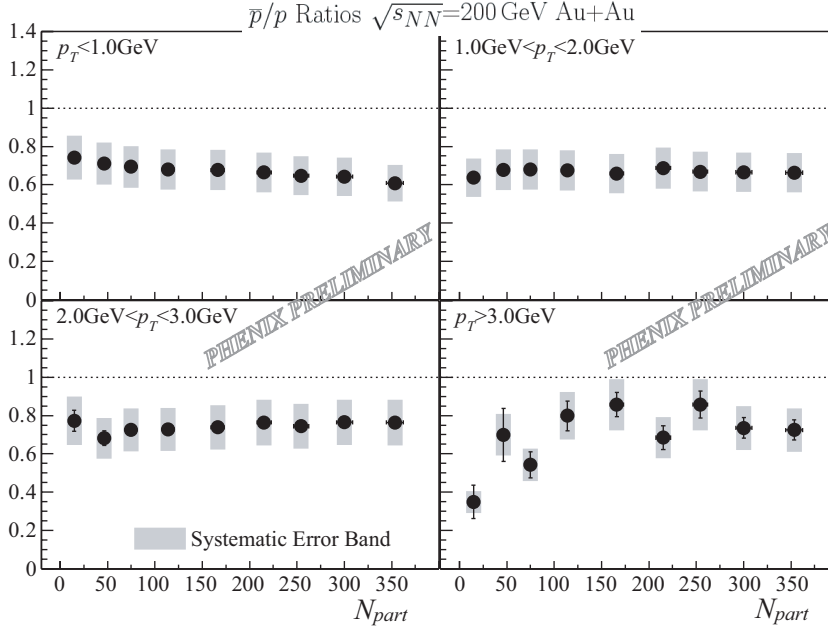


Figure 2.  $\bar{p}/p$  ratios as a function of number of participant nucleons for different  $p_T$  ranges. From top left to right bottom panels show the ratio for  $p_T < 1.0$  GeV,  $1.0 \text{ GeV} < p_T < 2.0$  GeV,  $2.0 \text{ GeV} < p_T < 3.0$  GeV and  $p_T > 3.0$  GeV, respectively. The definition of error bars is same as Fig. 1. The ratios are almost flat over centralities. bands show the systematic errors. It can be concluded that the  $\bar{p}/p$  ratios are almost independent of centrality within the current systematic and statistical errors.

### 3.2. $\bar{p}/\pi$ and $p/\pi$ ratios

Figure 3 shows the  $p/\pi$  and  $\bar{p}/\pi$  ratios as a function of  $p_T$  for two different centralities. For the  $p/\pi$  ratio,  $p/\pi^+$  is plotted below 2 GeV/c, and  $p/\pi^0$  is overlaid above 1 GeV/c

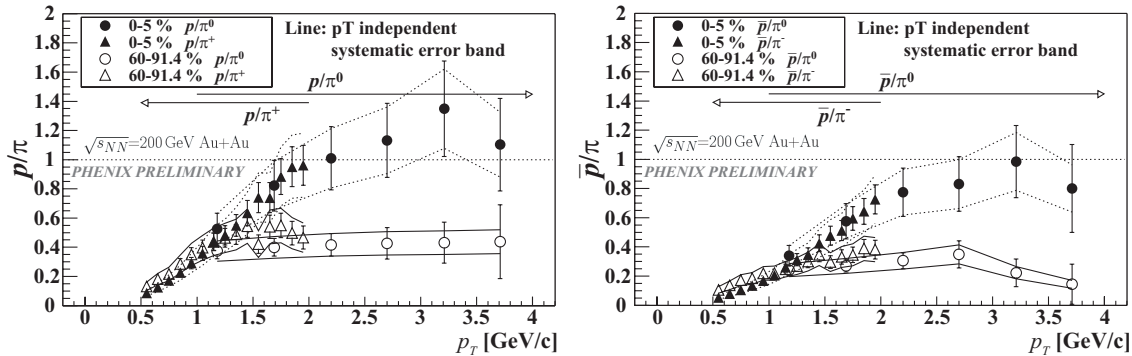


Figure 3.  $p/\pi$  (left panel) and  $\bar{p}/\pi$  (right panel) ratios as a function of  $p_T$  for 0-5% and 60-91.4% centralities, respectively. Lines show the  $p_T$ -independent systematic error bands, and the error bars show the quadrature sum of statistical and  $p_T$ -dependent systematic errors. Both ratios in central collisions reach to unity at 2~3 GeV/c.

to obtain the ratio from 0.5 to 3.8 GeV/c. The same method is applied for negative particles, i.e.,  $\bar{p}/\pi^-$  below 2 GeV/c and  $\bar{p}/\pi^0$  above 1 GeV/c. Lines show the  $p_T$ -independent systematic error bands, and the error bars show the quadrature sum of statistical and  $p_T$ -dependent systematic errors. Both  $p/\pi$  and  $\bar{p}/\pi$  ratios show a clear centrality dependence.

In central collisions, they reach to unity at  $2\sim 3$  GeV/ $c$ , while in peripheral collisions the ratios saturate at a level  $\approx 0.3 - 0.4$ .

Figure 4 shows the comparison of 0-10% central  $p/\pi$  and  $\bar{p}/\pi$  ratios with the 130 GeV result. The trend observed at 130 GeV is also evident in the higher statistics 200 GeV

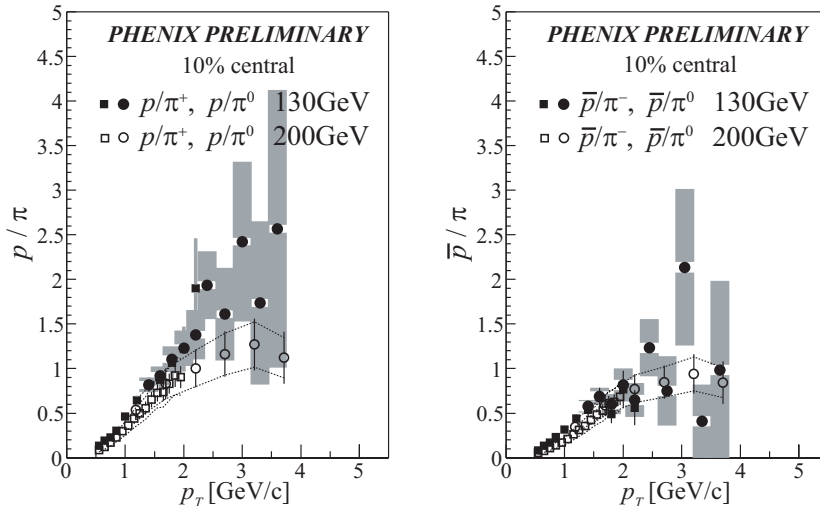


Figure 4. Comparison of  $p/\pi$  and  $\bar{p}/\pi$  ratios with the 130 GeV result for 0-10% central collisions. The definition of the errors are same as Fig. 3.

data, although the  $p/\pi$  ratio at 200 GeV is systematically lower. The present level of statistical and systematic errors does not provide a definite conclusion on whether or not the relative proton contribution to the hadron spectra in central Au-Au collisions changes with beam energy. This observation, however, is consistent with the independently measured inclusive charged hadron spectra [ 6].

#### 4. Conclusion

The PHENIX detector at RHIC measured high  $p_T$  identified hadron ratios in  $\sqrt{s_{NN}} = 200$  GeV Au+Au collisions. Within the current systematic and statistical errors,  $\bar{p}/p$  ratios that are measured up to 3.8 GeV/ $c$  are almost independent of both  $p_T$  and centrality. The  $p/\pi$  and  $\bar{p}/\pi$  ratios, on the other hand, show strong centrality dependence. In central collisions, the (anti)proton yields are comparable to the pion yields at  $p_T$  2~4 GeV/ $c$ , while for peripheral collisions  $p/\pi$  and  $\bar{p}/\pi$  saturate at  $\approx 0.3 - 0.4$ .

#### REFERENCES

1. K. Adcox *et al.*, Phys.Rev.Lett. **88**,22301(2002);Phys.Rev.Lett. **88**,242301(2002) .
2. J. Velkovska, Proceedings of ICPAQGP-2001 (to appear in Pramana jour.of physics).
3. PHENIX Collaboration, Nucl. Instr. & Meth. Phys. Res., to be submitted.
4. T. Chujo (for the PHENIX Collaboration), these Proceedings.
5. D. d'Enterria (for the PHENIX Collaboration), these Proceedings.
6. J.Jia (for the PHENIX Collaboration), these Proceedings.