

Evidence for High-Momentum Enhancement in the Exclusive ${}^3\text{He}(e;e^0p)$ Reaction Below the Quasi-Elastic Peak

A. Kozlov,¹ A. J. Sarty,² K. A. Aniol,³ P. Bartsch,⁴ D. Baumann,⁴ W. Bertozzi,⁵ K. Bohinc,^{6,4} R. Bohm,⁴ J. P. Chen,⁷ D. Dale,⁸ L. Dennis,⁹ S. Derber,⁴ M. Ding,⁴ M. O. Distler,⁴ P. Dragovitsch,⁹ I. Ewald,⁵ K. G. Fissum,⁵ J. Friedrich,⁴ J. M. Friedrich,⁴ R. Geiges,⁴ S. Gilad,⁵ P. Jennewein,⁴ M. Kahrau,⁴ M. Kohl,¹⁰ K. W. K. Rygier,⁴ A. Liesenfeld,⁴ D. J. Margaziotis,³ H. Merkel,⁴ P. Menke,⁴ U. Muller,⁴ R. Neuhausen,⁴ T. Pospischil,⁴ M. Potokar,⁶ G. Riccardi,⁹ R. Roche,⁹ G. Rosner,⁴ D. Rowntree,⁵ H. Schmieden,⁴ S. Sirca,⁶ J. A. Templeton,¹¹ M. N. Thompson,¹² A. Wagner,⁴ Th. Walcher,⁴ M. Weiss,⁴ J. Zhao,⁵ and Z.-L. Zhou⁵

(A1 Collaboration)

¹Department of Physics, University of Regina, Regina, SK S4S0A2, Canada

²Department of Astronomy & Physics, Saint Mary's University, NS B3H 3C3, Canada

³Department of Physics and Astronomy, California State University, Los Angeles, CA 90032, USA

⁴Institut für Kernphysik, Universität Mainz, D-55099 Mainz, Germany

⁵Laboratory for Nuclear Science, MIT, Cambridge, MA 02139, USA

⁶Institute "Jozef Stefan", University of Ljubljana, SI-1001 Ljubljana, Slovenia

⁷Thomas Jefferson National Accelerator Facility, Newport News, VA 23606, USA

⁸Department of Physics and Astronomy, University of Kentucky, Lexington, KY 40506, USA

⁹Department of Physics, Florida State University, Tallahassee, FL 32306, USA

¹⁰Institut für Kernphysik, Technische Universität Darmstadt, D-64289 Darmstadt, Germany

¹¹Department of Physics and Astronomy, University of Georgia, Athens, GA 30602, USA

¹²School of Physics, The University of Melbourne, VIC 3010, Australia

(Dated: May 21, 2019)

New, high-precision measurements of the ${}^3\text{He}(e;e^0p)$ reaction using the A1 collaboration spectrometers at the Mainz microtron MAMI are presented. These were performed in parallel kinematics at energy transfers below the quasi-elastic peak, and at a central momentum transfer of 685 MeV/c. Cross sections and distorted momentum distributions were extracted and compared to theoretical predictions and existing data. The longitudinal and transverse behavior of the cross section was also studied. Sizeable enhancements of the cross sections for missing momenta larger than 100 MeV/c as compared to Plane Wave Impulse Approximation were observed in both the two- and three-body breakup channels.

PACS numbers: 21.45.+v, 25.10.+s, 25.30.Dh, 25.30.Fj

Renewed precision studies of few-nucleon systems has been fueled by recent developments on both the theoretical and experimental fronts. Theoretically, progress toward full microscopic calculations based on realistic NN potential models has been achieved – for example, via nonrelativistic Faddeev-type calculations for three-body systems [1, 2], and via Monte Carlo variational calculations for three- and four-body systems [3]. Experimentally, new facilities such as the Mainz microtron MAMI and the Thomas Jefferson National Accelerator Facility provide access to high-quality continuous-wave electron beams, high-resolution magnetic spectrometers and fast data-acquisition systems. These features allow precision measurements of the nuclear electromagnetic response through coincidence proton-knockout electron scattering. Thus, the door is opened for detailed studies of unresolved issues relating to few-nucleon systems, some of which were first raised in inclusive $(e;e^0)$ measurements more than 20 years ago.

The experiment reported in this paper is part of an extensive and systematic program [4] to study nucleon knockout reactions on ${}^3\text{He}$ nuclei over the quasi-elastic

(QE) peak at a fixed central momentum transfer of $q_{\parallel} = 685 \text{ MeV/c}$. The specific measurements reported here were performed with ${}^3\text{He}$ on the low-energy side of the QE peak (fixed central energy-transfer, $\omega = 158 \text{ MeV}$; $x_B = 1.5$), where the contributions from two-body mechanisms such as meson-exchange currents (MEC) and isobar currents (IC) are suppressed, thereby enhancing the possibility of observing the effects of short-range NN correlations. This low energy-transfer region was studied extensively in the 1970–80's using inclusive electron scattering at $q_{\parallel} = k_F$ [5, 6, 7]. The measured ${}^3\text{He}(e;e^0)$ cross sections in this kinematical regime were much higher than theoretical impulse approximation (PWIA) predictions [7, 8], and the discrepancy with prediction increased as ω decreased (i.e. as x_B increased). Since these inclusive cross sections were measured over a wide range of momentum transfer and exhibited so-called "y-scaling" in this regime, it has been argued that the discrepancies cannot be accounted for by non-quasifree mechanisms such as MEC or IC [9]. Further, effects of final-state interactions (FSI) in this region were estimated to be small [10]. It was suggested [7] that, as a possible so-

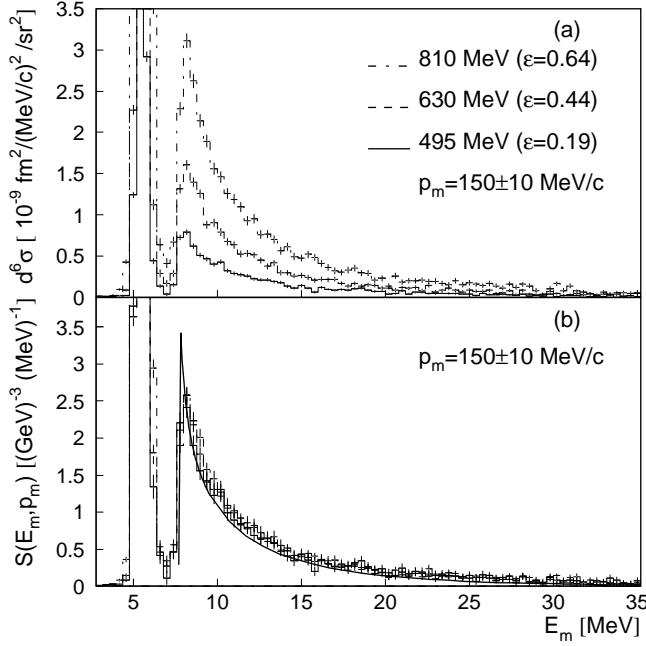


FIG. 1: (a) Radiatively-corrected six-fold $^3\text{He}(e;e'p)X$ cross sections shown with the two-body breakup peak positioned at 5.49 MeV, and the continuum channel threshold at 7.72 MeV. (b) The experimental spectral function for the three measured ϵ -values compared to the theoretical calculation from [22]. At $E_m = 30$ MeV, the measured spectral function was close to zero.

lution to this discrepancy, the high-momentum components in the ^3He spectral function should be increased. Such an increase would be indicative of short-range NN correlations not accounted for in the theory. This suggestion came under scrutiny, and it was subsequently suggested [8] that exclusive and semi-exclusive $^3\text{He}(e;e'p)$ measurements were required to test such a modification, and to also examine the missing-energy (E_m) dependence of the spectral function. Thus, a later measurement of $^3\text{He}(e;e'p)$ at high missing momenta was performed [11]. It was reported that the new data did not support ad hoc attempts to increase the spectral function high-momentum components – leading to the conclusion that the observed enhanced strength in the earlier inclusive data (as discussed in Ref. [7]) was more likely due to defects in the PWIA model assumptions, than to a lack of nucleon high-momentum components in the ^3He wave function. However, it should be noted that this exclusive data of Ref. [11] sampled the kinematical domain with ϵ above the QE peak, in the “dip” region, and not the low-energy side at which the inclusive data are discussed in Ref. [7]. It had been in the low-energy region where γ -scaling was observed, indicating that single-nucleon reaction mechanisms dominate. It can also be noted that none of the since-reported exclusive $^3\text{He}(e;e'p)$ measurements [12, 13, 14, 15] have been carried out in the kinematical conditions studied

by Ref. [7]. In this work, we report the first $^3\text{He}(e;e'p)$ measurements on the low-energy side of the QE peak. These new exclusive data were taken in “parallel kinematics” (central detected-proton angle equal to central angle of q), and show an enhancement of strength in the high-momentum region of the spectral function. Due to the parallel nature of the measurement, this is directly related to the ϵ -dependence. Therefore, the enhancement shows up on the low-energy side of the QE peak, similar to what was previously observed for the inclusive reaction.

The measurements utilized three incident beam energies $E_i = 495, 630$, and 810 MeV with electron scattering angles $\theta_e = 109.28^\circ, 75.31^\circ$, and 54.58° , corresponding to virtual photon polarizations of $\epsilon = 0.19, 0.44$, and 0.64 . The total systematic uncertainty of the measured cross sections was estimated to be 3%. This uncertainty is dominated by the uncertainty in the density of the ^3He gas in the cold ($T = 20$ K), high-pressure ($P = 18$ atm) target. All error bars shown in the figures of this paper are statistical only. More details on the experimental setup, performance, and data-analysis procedure can be found in Ref. [16] and [17].

The $(e;e'p)$ cross section for ^3He was obtained as a function of missing energy and missing momentum (p_m). The radiative unfolding procedure using the Mainz version of RADCOR code [18] was applied to correct for radiation in 2-D ($E_m; p_m$) space. The extracted $(e;e'p)$ cross section gradually approached zero at $E_m = 30$ MeV. An alternative method was used to test this radiative unfolding procedure: radiative effects were included directly into a MC simulation code (MCEEP [19]), following the method outlined in Ref. [20]. This method confirmed that most of the measured $(e;e'p)$ strength beyond $E_m = 30$ MeV arises from the processes at lower E_m , and that the actual (unradiated) strength at these high values of E_m was too small to be extracted.

Distorted spectral functions, $S^{\text{dist}}(E_m; p_m)$, were extracted from the data according to:

$$S^{\text{dist}}(E_m; p_m) = \frac{1}{p_p^2 \frac{d^6\sigma}{d\epsilon d^3p_e d^3p_p}} : \quad (1)$$

Study of the longitudinal/transverse ($L=T$) behavior of the cross section was done by direct comparison to the $e-p$ on-shell cross section on the moving proton, at each E_m , since pure PWIA quasi-free knockout would follow the elementary $e-p$ response. We chose the de Forest prescription [21] for the elementary $e-p$ cross section ($\frac{d^6\sigma}{d\epsilon d^3p_e d^3p_p}$), mainly because of convenience to compare our results to earlier data from Ref. [12] and Ref. [13]. A further benefit to dividing out of the cross section some well-defined form of σ_{eN} is that the predominant kinematic (ϵ) dependence is removed from the data, enabling easier identification of residual nuclear dependencies.

The measured six-fold cross section for the reaction $^3\text{He}(e;e'p)X$ as a function of E_m , averaged over

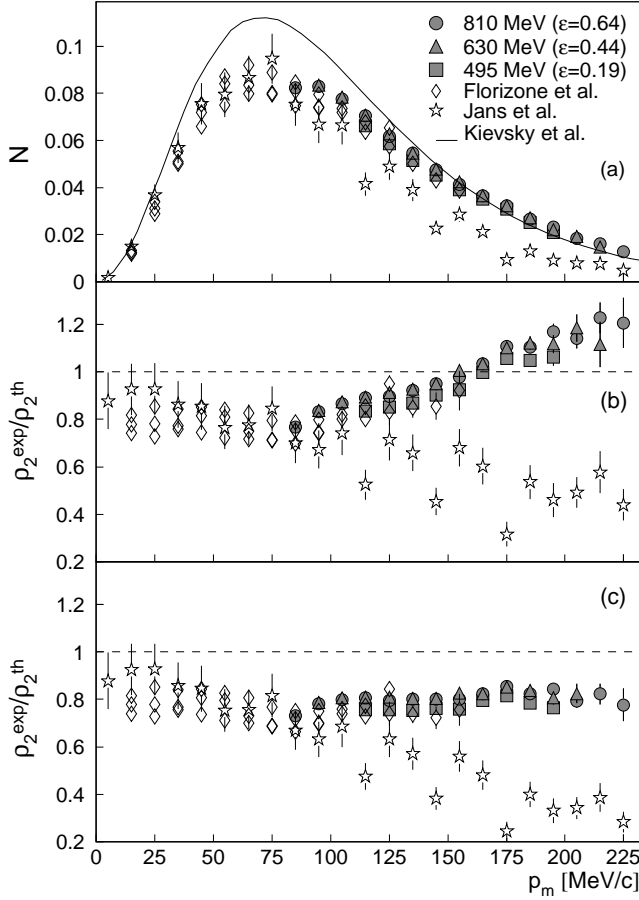


FIG. 2: Distorted proton-momentum distributions, ρ_2 , for the $^3\text{He}(e;e^0p)d$ two-body breakup channel. Extracted measurements from the three values of ϵ are shown as filled symbols. Earlier data from MAMI [12] and Saclay [13] are shown as open symbols. Note the Saclay data of Ref. [13] were taken under different kinematical conditions than the other data, being non-parallel and fully centered at $x_B = 1$. (a) Measured ρ_2 values multiplied by $4 p_m^2 p_m$: $N = 4 p_m^2 \rho_2 p_m$, with p_m equal to the bin-width of 10 MeV/c. The solid line is the spectral-function calculation of Kievsky et al. [22]. (b) Ratio of extracted proton-momentum distributions (ρ_2^{exp}) to the spectral function prediction (ρ_2^{th}) of Kievsky et al. [22]. (c) Same ratio as in plot (b), except now obtaining ρ_2^{th} by multiplying the spectral function of Ref. [22] by the renormalization factor $f(k)$ as suggested in Ref. [7].

one sample p_m bin of 150–10 MeV/c, is shown for the three different values in Fig. 1(a). The two-body $^3\text{He}(e;e^0p)d$ breakup peak and the threshold for three-body $^3\text{He}(e;e^0p)pn$ breakup are at 5.49 MeV and 7.72 MeV respectively. The strong dependence of the cross section on the virtual-photon polarization is evident. This dependence, however, disappears by dividing out the elementary ep cross section in the extraction of the measured spectral function, as can be seen from Fig. 1(b). The residual ϵ -dependence is less than 5% between the differing measurements, and has no system-

atic trend, meaning that the $L=T$ behavior of the $(e;e^0p)$ cross section is fully described by the ϵ_p cross section.

Two-body p and distorted momentum distributions, ρ_2 , were obtained by integrating the extracted S^{dist} over the two-body breakup peak. The extracted ρ_2 distributions are shown in Fig. 2(a), which shows ρ_2 in terms of $N = 4 p_m^2 \rho_2 p_m$, where p_m is the bin-size in p_m (equal to 10 MeV/c here). Also shown in Fig. 2(a) are earlier data [12, 13] and the spectral function calculation of Kievsky et al. [22]. Like the spectral function, our data are independent of ϵ for the entire p_m range.

By plotting the data as a ratio with respect to the Kievsky spectral function, as is done in Fig. 2(b), several points are notable. First, the data of Ref. [13] (which was taken on top of the QE peak, but is the only data set taken in transverse kinematics, thus at constant Q^2) display reasonable agreement with those of Ref. [12] for p_m up to 95 MeV/c, but deviate both from our new data and those of Ref. [12] at higher p_m . Second, agreement is seen between the current measurement and the earlier parallel kinematics Mainz data of Ref. [12], which was taken at the top of the QE peak. Third, a roughly constant 20% suppression of the data compared to the spectral function is seen for p_m up to 100 MeV/c. This roughly 20% difference between data and the calculation at low p_m has been previously observed (e.g. see Ref. [12]) and results predominantly from the fact that the theoretical spectral function does not account for FSI while the data does.

The notable new feature observed in Fig. 2(b) is the significant relative increase in the measured cross section compared to the spectral function for p_m above 100 MeV/c. The beginning of this phenomenon of relative increase can be also seen in the few highest p_m points of Ref. [12]. It should be noted that the parallel kinematics data from Ref. [12] extend from the top of the QE peak to the low-energy side, and that, just as for our new data, higher p_m corresponds to lower Q^2 . Similar decrease is not seen in Ref. [13], which in contrast to our new data, show a steady decrease for increasing p_m with respect to the calculation. This suggests that the (relative) increase in the cross section is a phenomenon observed only at the low-energy side of the QE peak. Moreover, our observed enhancement in strength appears to be consistent with that observed in the earlier inclusive measurements [5, 6, 7]. This can be demonstrated by multiplying the spectral function of Kievsky et al. by the enhancement factor that was suggested in Ref. [7]: $f(k) = 1 + (k/K)^n$ (where $n=2.5$, $K=285$ MeV/c, and k is the primordial proton momentum in the nucleus, using $k = p_m$ here). When the theory is modified in this way, the $\rho_2^{\text{exp}}/\rho_2^{\text{th}}$ ratio for our new data becomes mainly constant at roughly 0.8 over the entire p_m range up to 225 MeV/c. This is demonstrated in Fig. 2(c). Another possible explanation for the enhancement feature being manifest only at $x_B > 1$ may be a non-quasifree reaction mechanism,

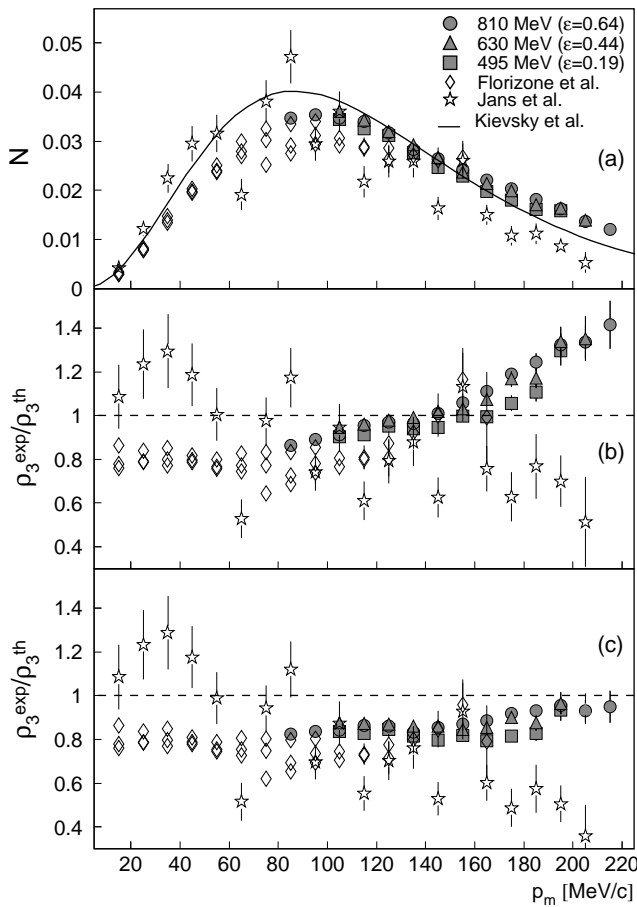


FIG. 3: Distorted proton-momentum distributions, ρ_3 , for the ${}^3\text{He}(e,e'p)pn$ three-body breakup channel. Plots and symbols follow the identical form as used for ρ_2 in Fig. 2.

such as a QE reaction on a quasi-deuteron with subsequent rescattering; this would represent a longer-range nuclear correlation effect.

Distorted proton-momentum distributions for the three-body breakup channel, ρ_3 , were obtained by integration of the experimental spectral function $S^{\text{dist}}(E_m; p_m)$ from 7 to 20 MeV in E_m . These extracted ρ_3 distributions are shown in Fig. 3(a), multiplied by $4 p_m^2 p_m$ as was done for the two-body channel. Again, no systematic ϵ -dependence is observed. The ratio $\rho_3^{\text{exp}} / \rho_3^{\text{th}}$ is shown as a function of p_m in Figs. 3(b) and 3(c) using the unaltered and the modified calculation of Kievsky et al., respectively. These ratios for the continuum channel show a similar feature as seen in the two-body channel. The modification of the spectral function by the factor $f(k)$ leads to a better agreement with the data, but not as good as was observed for the two-body breakup channel.

In conclusion, we have performed measurements of the ${}^3\text{He}(e,e'p)$ reaction on the low ϵ side of the QE peak. Cross sections, distorted spectral functions and distorted proton-momentum distributions were obtained as a func-

tion of E_m and p_m for both the two-body and continuum breakup channels for three values. The $(e,e'p)$ cross section strength falls to near zero for $E_m > 30$ MeV. The strong ϵ -dependence of the cross section, both for two- and three-body reaction channels, is due to the $L=T$ behavior of the elementary $e-p$ cross section. The distorted proton-momentum distributions for both the two- and three-body breakup channels significantly deviate in shape from the PWIA predictions of Ref. [22] for p_m above 100 MeV/c. The correction function suggested in Ref. [7] to enhance the high-momentum components of the spectral function, based on inclusive measurements in this same kinematical region ($\epsilon < \epsilon_{QE}$), is able to fully correct this deviation in shape for the two-body breakup channel, and largely for the three-body breakup channel. Such an enhancement of the spectral function's nucleon high-momentum components could be indicative of the effects of short-range NN correlations. The remaining difference in amplitude is predominantly (though not necessarily exclusively) due to FSI effects, which were not included into the calculations.

We would like to thank the MAMI staff for providing support for this experiment. This research was supported by the state of Rheinland-Palatinate and by grants from the Deutsche Forschungsgemeinschaft (SFB 443), by the U.S. Department of Energy and the National Science Foundation, by the Natural Sciences and Engineering Research Council, and by the University of Melbourne.

-
- [1] J. Golak et al., Phys. Rev. C 51, 1638 (1995).
 - [2] V.V. Kotlyar et al., Few Body Syst 28, 35 (2000).
 - [3] J. Carlson and R. Schiavilla, Phys. Rev. C 49, 2880 (1994).
 - [4] Exps. A1/3-96, A1/1-93, Institut für Kernphysik, Mainz University (spokespersons: R. Neuhausen, S. Gilad).
 - [5] J.S. McCarthy et al., Phys. Rev. C 13, 712 (1976).
 - [6] D. Day et al., Phys. Rev. Lett. 43, 1143 (1978).
 - [7] I. Sick et al., Phys. Rev. Lett. 45, 871 (1980).
 - [8] C. Cio degli Atti et al., Phys. Lett. 127B, 303 (1983).
 - [9] D.B. Day et al., Ann. Rev. Nucl. Part. Sci. 40, 357 (1990).
 - [10] H. Meier-Hadjuk, and P.J. Sauer, Nucl. Phys. A 499, 669 (1989).
 - [11] C. Marchand et al., Phys. Rev. Lett. 60, 1703 (1988).
 - [12] R.E.J. Florizone et al., Phys. Rev. Lett. 83, 2308 (1999).
 - [13] E. Jans et al., Nucl. Phys. A 475, 687 (1987).
 - [14] J.E. Ducret et al., Nucl. Phys. A 553, 697 (1993).
 - [15] J.M. LeGoff et al., Phys. Rev. C 55, 1600 (1997).
 - [16] K.I. Blomqvist et al., Nucl. Instr. Meth. A 403, 263 (1998).
 - [17] A. Kozlov, PhD thesis, Melbourne University (1999).
 - [18] A. Rokavec, PhD thesis, University of Ljubljana (1994).
 - [19] P.E. Usher, JLab Tech. Note, TN 91-101 (1991).
 - [20] J.A. Templeton et al., Phys. Rev. C 61, 014607 (2000).
 - [21] T. de Forest et al., Nucl. Phys. A 392, 232 (1983).
 - [22] A. Kievsky et al., Phys. Rev. C 56, 64 (1997).