

# Mid-rapidity anti-proton to proton ratio from Au+Au collisions at $\sqrt{s_{NN}} = 130$ GeV

C. Adler<sup>11</sup>, Z. Ahammed<sup>25</sup>, C. Allgower<sup>12</sup>, M. Anderson<sup>5</sup>, G.S. Averichev<sup>9</sup>, J. Balewski<sup>12</sup>, O. Barannikova<sup>9,25</sup>, L.S. Barnby<sup>15</sup>, J. Baudot<sup>13</sup>, S. Bekele<sup>22</sup>, V.V. Belaga<sup>9</sup>, R. Bellwied<sup>32</sup>, J. Berger<sup>11</sup>, H. Bichsel<sup>31</sup>, L.C. Bland<sup>12</sup>, C.O. Blyth<sup>3</sup>, B.E. Bonner<sup>26</sup>, R. Bossingham<sup>16</sup>, A. Boucham<sup>28</sup>, A. Brandin<sup>20</sup>, H. Caines<sup>22</sup>, M. Calderón de la Barca Sánchez<sup>33</sup>, A. Cardenas<sup>25</sup>, J. Carroll<sup>16</sup>, J. Castillo<sup>28</sup>, M. Castro<sup>32</sup>, D. Cebra<sup>5</sup>, S. Chattopadhyay<sup>32</sup>, M.L. Chen<sup>2</sup>, Y. Chen<sup>6</sup>, S.P. Chernenko<sup>9</sup>, M. Cherney<sup>8</sup>, A. Chikanian<sup>33</sup>, B. Choi<sup>29</sup>, W. Christie<sup>2</sup>, J.P. Coffin<sup>13</sup>, L. Conin<sup>28</sup>, T.M. Cormier<sup>32</sup>, J.G. Cramer<sup>31</sup>, H.J. Crawford<sup>4</sup>, M. DeMello<sup>26</sup>, W.S. Deng<sup>15</sup>, A.A. Derevschikov<sup>24</sup>, L. Didenko<sup>2</sup>, J.E. Draper<sup>5</sup>, V.B. Dunin<sup>9</sup>, J.C. Dunlop<sup>33</sup>, V. Eckardt<sup>18</sup>, L.G. Efimov<sup>9</sup>, V. Emelianov<sup>20</sup>, J. Engelage<sup>4</sup>, G. Eppley<sup>26</sup>, B. Erasmus<sup>28</sup>, P. Fachini<sup>27</sup>, M.I. Ferguson<sup>6</sup>, E. Finch<sup>33</sup>, Y. Fisyak<sup>2</sup>, D. Flierl<sup>11</sup>, K.J. Foley<sup>2</sup>, N. Gagunashvili<sup>9</sup>, J. Gans<sup>33</sup>, M. Germain<sup>13</sup>, F. Geurts<sup>26</sup>, V. Ghazikhanian<sup>6</sup>, J. Grabski<sup>30</sup>, O. Grachov<sup>32</sup>, D. Greiner<sup>16</sup>, V. Grigoriev<sup>20</sup>, E. Gushin<sup>20</sup>, T.J. Hallman<sup>2</sup>, D. Hardtke<sup>16</sup>, J.W. Harris<sup>33</sup>, M. Heffner<sup>5</sup>, S. Heppelmann<sup>23</sup>, T. Herston<sup>25</sup>, B. Hippolyte<sup>13</sup>, A. Hirsch<sup>25</sup>, E. Hjort<sup>25</sup>, G.W. Hoffmann<sup>29</sup>, M. Horsley<sup>33</sup>, H.Z. Huang<sup>6</sup>, T.J. Humanic<sup>22</sup>, H. Hümmeler<sup>18</sup>, G.J. Igo<sup>6</sup>, A. Ishihara<sup>29</sup>, Yu.I. Ivanshin<sup>10</sup>, P. Jacobs<sup>16</sup>, W.W. Jacobs<sup>12</sup>, M. Janik<sup>30</sup>, I. Johnson<sup>16</sup>, P.G. Jones<sup>3</sup>, E. Judd<sup>4</sup>, M. Kaneta<sup>16</sup>, M. Kaplan<sup>7</sup>, D. Keane<sup>15</sup>, A. Khodinov<sup>20</sup>, A. Kisiel<sup>30</sup>, J. Klay<sup>5</sup>, S.R. Klein<sup>16</sup>, A. Klyachko<sup>12</sup>, A.S. Konstantinov<sup>24</sup>, L. Kotchenda<sup>20</sup>, A.D. Kovalenko<sup>9</sup>, M. Kramer<sup>21</sup>, P. Kravtsov<sup>20</sup>, K. Krueger<sup>1</sup>, C. Kuhn<sup>13</sup>, A.I. Kulikov<sup>9</sup>, G.J. Kunde<sup>33</sup>, C.L. Kunz<sup>7</sup>, R.Kh. Kutuev<sup>10</sup>, A.A. Kuznetsov<sup>9</sup>, J. Lamas-Valverde<sup>26</sup>, M.A.C. Lamont<sup>3</sup>, J.M. Landgraf<sup>2</sup>, S. Lange<sup>11</sup>, C.P. Lansdell<sup>29</sup>, B. Lasiuk<sup>33</sup>, F. Laue<sup>22</sup>, A. Lebedev<sup>2</sup>, T. LeCompte<sup>1</sup>, V.M. Leontiev<sup>24</sup>, P. Leszczynski<sup>30</sup>, M.J. LeVine<sup>2</sup>, Q. Li<sup>32</sup>, Q. Li<sup>16</sup>, S.J. Lindenbaum<sup>21</sup>, M.A. Lisa<sup>22</sup>, T. Ljubicic<sup>2</sup>, W.J. Llope<sup>26</sup>, G. LoCurto<sup>18</sup>, H. Long<sup>6</sup>, R.S. Longacre<sup>2</sup>, M. Lopez-Noriega<sup>22</sup>, W.A. Love<sup>2</sup>, D. Lynn<sup>2</sup>, L. Madansky<sup>14,†</sup>, R. Majka<sup>33</sup>, A. Maliszewski<sup>30</sup>, S. Margetis<sup>15</sup>, L. Martin<sup>28</sup>, J. Marx<sup>16</sup>, H.S. Matis<sup>16</sup>, Yu.A. Matulenko<sup>24</sup>, T.S. McShane<sup>8</sup>, Yu. Melnick<sup>24</sup>, A. Meschanin<sup>24</sup>, Z. Milosevich<sup>7</sup>, N.G. Minaev<sup>24</sup>, J. Mitchell<sup>14</sup>, V.A. Moiseenko<sup>10</sup>, D. Moltz<sup>16</sup>, C.F. Moore<sup>29</sup>, V. Morozov<sup>16</sup>, M.M. de Moura<sup>27</sup>, M.G. Munhoz<sup>27</sup>, G.S. Mutchler<sup>26</sup>, J.M. Nelson<sup>3</sup>, P. Nevski<sup>2</sup>, V.A. Nikitin<sup>10</sup>, L.V. Nogach<sup>24</sup>, B. Norman<sup>15</sup>, S.B. Nurushev<sup>24</sup>, J. Nystrand<sup>16</sup>, G. Odyniec<sup>16</sup>, A. Ogawa<sup>23</sup>, C.A. Ogilvie<sup>17</sup>, M. Oldenburg<sup>18</sup>, D. Olson<sup>16</sup>, G. Paic<sup>22</sup>, S.U. Pandey<sup>32</sup>, Y. Panebratsev<sup>9</sup>, S.Y. Panitkin<sup>15</sup>, A.I. Pavlinov<sup>32</sup>, T. Pawlak<sup>30</sup>, V. Perevoztchikov<sup>2</sup>, W. Peryt<sup>30</sup>, V.A. Petrov<sup>10</sup>, W. Pinganau<sup>28</sup>, E. Platner<sup>26</sup>, J. Pluta<sup>30</sup>, N. Porile<sup>25</sup>, J. Porter<sup>2</sup>, A.M. Poskanzer<sup>16</sup>, E. Potrebenikova<sup>9</sup>, D. Prindle<sup>31</sup>, C. Pruneau<sup>32</sup>, S. Radomski<sup>30</sup>, G. Rai<sup>16</sup>, O. Ravel<sup>28</sup>, R.L. Ray<sup>29</sup>, S.V. Razin<sup>9,12</sup>, D. Reichhold<sup>8</sup>, J. Reid<sup>31</sup>, F. Retiere<sup>16</sup>, A. Ridiger<sup>20</sup>, H.G. Ritter<sup>16</sup>, J.B. Roberts<sup>26</sup>, O.V. Rogachevski<sup>9</sup>, C. Roy<sup>28</sup>, D. Russ<sup>7</sup>, V. Rykov<sup>32</sup>, I. Sakrejda<sup>16</sup>, J. Sandweiss<sup>33</sup>, A.C. Saulys<sup>2</sup>, I. Savin<sup>10</sup>, J. Schambach<sup>29</sup>, R.P. Scharenberg<sup>25</sup>, N. Schmitz<sup>18</sup>, L.S. Schroeder<sup>16</sup>, A. Schütttauf<sup>18</sup>, J. Seger<sup>8</sup>, D. Seliverstov<sup>20</sup>, P. Seyboth<sup>18</sup>, K.E. Shestermanov<sup>24</sup>, S.S. Shimanski<sup>9</sup>, V.S. Shvetsov<sup>10</sup>, G. Skoro<sup>9</sup>, N. Smirnov<sup>33</sup>, R. Snellings<sup>16</sup>, J. Sowinski<sup>12</sup>, H.M. Spinka<sup>1</sup>, B. Srivastava<sup>25</sup>, E.J. Stephenson<sup>12</sup>, R. Stock<sup>11</sup>, A. Stolpovsky<sup>32</sup>, M. Strikhanov<sup>20</sup>, B. Stringfellow<sup>25</sup>, H. Stroebele<sup>11</sup>, C. Struck<sup>11</sup>, A.A.P. Suaide<sup>27</sup>, E. Sugarbaker<sup>22</sup>, C. Suire<sup>13</sup>, T.J.M. Symons<sup>16</sup>, A. Szanto de Toledo<sup>27</sup>, P. Szarwas<sup>30</sup>, J. Takahashi<sup>27</sup>, A.H. Tang<sup>15</sup>, J.H. Thomas<sup>16</sup>, V. Tikhomirov<sup>20</sup>, T. Trainor<sup>31</sup>, S. Trentalange<sup>6</sup>, M. Tokarev<sup>9</sup>, M.B. Tonjes<sup>19</sup>, V. Trofimov<sup>20</sup>, O. Tsai<sup>6</sup>, K. Turner<sup>2</sup>, T. Ullrich<sup>33</sup>, D.G. Underwood<sup>1</sup>, G. Van Buren<sup>2</sup>, A.M. VanderMolen<sup>19</sup>, A. Vanyashin<sup>16</sup>, I.M. Vasilevski<sup>10</sup>, A.N. Vasiliev<sup>24</sup>, S.E. Vigdor<sup>12</sup>, S.A. Voloshin<sup>32</sup>, F. Wang<sup>25</sup>, H. Ward<sup>29</sup>, R. Wells<sup>22</sup>, T. Wenaus<sup>2</sup>, G.D. Westfall<sup>19</sup>, C. Whitten Jr.<sup>6</sup>, H. Wieman<sup>16</sup>, R. Willson<sup>22</sup>, S.W. Wissink<sup>12</sup>, R. Witt<sup>15</sup>, N. Xu<sup>16</sup>, Z. Xu<sup>33</sup>, A.E. Yakutin<sup>24</sup>, E. Yamamoto<sup>6</sup>, J. Yang<sup>6</sup>, P. Yepes<sup>26</sup>, A. Yokosawa<sup>1</sup>, V.I. Yurevich<sup>9</sup>, Y.V. Zanevski<sup>9</sup>, J. Zhang<sup>16</sup>, W.M. Zhang<sup>15</sup>, R. Zoukarneev<sup>10</sup>, A.N. Zubarev<sup>9</sup>

<sup>1</sup>Argonne National Laboratory, Argonne, Illinois 60439

<sup>2</sup>Brookhaven National Laboratory,

Upton, New York 11973

<sup>3</sup>University of Birmingham,

Birmingham, United Kingdom

<sup>4</sup>University of California, Berkeley, California 94720

<sup>5</sup>University of California, Davis, California 95616

<sup>6</sup>University of California, Los Angeles, California 90095

<sup>7</sup>Carnegie Mellon University,

Pittsburgh, Pennsylvania 15213

<sup>8</sup>Creighton University, Omaha, Nebraska 68178

<sup>9</sup>Laboratory for High Energy (JINR), Dubna, Russia

<sup>10</sup>Particle Physics Laboratory (JINR), Dubna, Russia

<sup>11</sup>University of Frankfurt, Frankfurt, Germany

- <sup>12</sup>Indiana University, Bloomington, Indiana 47408  
<sup>13</sup>Institut de Recherches Subatomiques, Strasbourg, France  
<sup>14</sup>The Johns Hopkins University,  
 Baltimore, Maryland 21218  
<sup>15</sup>Kent State University, Kent, Ohio 44242  
<sup>16</sup>Lawrence Berkeley National Laboratory,  
 Berkeley, California 94720  
<sup>17</sup>Massachusetts Institute of Technology,  
 Cambridge, Massachusetts 02139  
<sup>18</sup>Max-Planck-Institut fuer Physik, Munich, Germany  
<sup>19</sup>Michigan State University,  
 East Lansing, Michigan 48824  
<sup>20</sup>Moscow Engineering Physics Institute, Moscow Russia  
<sup>21</sup>City College of New York,  
 New York City, New York 10031  
<sup>22</sup>Ohio State University, Columbus, Ohio 43210  
<sup>23</sup>Pennsylvania State University,  
 University Park, Pennsylvania 16802  
<sup>24</sup>Institute of High Energy Physics, Protvino, Russia  
<sup>25</sup>Purdue University, West Lafayette, Indiana 47907  
<sup>26</sup>Rice University, Houston, Texas 77251  
<sup>27</sup>Universidade de Sao Paulo, Sao Paulo, Brazil  
<sup>28</sup>SUBATECH, Nantes, France  
<sup>29</sup>University of Texas, Austin, Texas 78712  
<sup>30</sup>Warsaw University of Technology, Warsaw, Poland  
<sup>31</sup>University of Washington, Seattle, Washington 98185  
<sup>32</sup>Wayne State University, Detroit, Michigan 48201  
<sup>33</sup>Yale University, New Haven, Connecticut 06520  
 (Dated: October 30, 2018)

We report results on the ratio of mid-rapidity anti-proton to proton yields in Au+Au collisions at  $\sqrt{s_{NN}} = 130$  GeV per nucleon pair as measured by the STAR experiment at RHIC. Within the rapidity and transverse momentum range of  $|y| < 0.5$  and  $0.4 < p_t < 1.0$  GeV/c, the ratio is essentially independent of either transverse momentum or rapidity, with an average of  $0.65 \pm 0.01_{(\text{stat.})} \pm 0.07_{(\text{syst.})}$  for minimum bias collisions. Within errors, no strong centrality dependence is observed. The results indicate that at this RHIC energy, although the  $p$ - $\bar{p}$  pair production becomes important at mid-rapidity, a significant excess of baryons over anti-baryons is still present.

PACS numbers: 25.75.Ld

Lattice Quantum Chromodynamics calculations predict that at sufficiently high energy density a phase transition from hadronic matter to a state of deconfined quarks and gluons [1, 2] will occur. To create and study this deconfined state is the primary goal of the heavy-ion collision program at the Relativistic Heavy Ion Collider (RHIC) [1]. However, the formation of such a deconfined state depends on the initial conditions of the matter created at the early stage of heavy-ion collisions. Baryon number transport (or stopping), achieved mostly at the early stage, is one of the important observables [3, 4] for high-energy collisions, since the degree of baryon stopping affects the overall dynamical evolution of these collisions. It affects the processes of initial parton equilibration [5, 6, 7, 8], particle production [1], thermal and/or chemical equilibration [9], and the development of collective expansion [10, 11]. Information on baryon transport may be experimentally accessed by the measurement of the ratio of the anti-proton to proton yields ( $\bar{p}/p$ ).

In this letter, we report results on the inclusive  $\bar{p}/p$

ratio in Au+Au collisions at the center of mass energy  $\sqrt{s_{NN}} = 130$  GeV per nucleon pair measured by the Solenoidal Tracker at RHIC (STAR).

The STAR detector consists of several detector sub-systems in a large solenoidal magnet. The STAR Time Projection Chamber (TPC) [12] is 4.2 meters long, with a 50 cm inner radius and a 2 meter outer radius. For minimum ionizing particles in P-10 (90% argon, 10% methane) gas, approximately 45 primary electrons are produced per centimeter of track. This ionization was measured on 45 pad rows. The system could accommodate ionization from 200 MeV/c protons without saturation and its noise level was about 5% of minimum ionizing. More details of the detector can be found elsewhere [13, 14]. For the data taken in the year 2000 run and presented here, the main setup consists of the TPC, a scintillator trigger barrel (CTB) surrounding the TPC, and two Zero Degree Calorimeters [15] located up- and down-stream along the axis of the TPC and beams. The TPC was operated in a 0.25 Tesla magnetic field. The

CTB measures the total energy deposition in the scintillator from charged particles, and the ZDCs measure beam-like neutrons from fragmentation and/or evaporation of the colliding nuclei. The coincidence of the ZDCs and RHIC beam crossing was the experimental trigger for the minimum bias events used in this analysis.

The collision centrality was determined off-line from the measured total charged particle multiplicity in the pseudorapidity range of  $|\eta| < 0.75$ . As was done in [11], the total charged multiplicity was scaled by the maximum value measured, and the distribution of the scaled multiplicity was subdivided into eight centrality bins.

For this analysis, 68k minimum bias events were used with an event vertex  $|z| \leq 50$  cm. Protons and anti-protons were selected according to specific energy loss ( $dE/dx$ ) in the TPC up to a momentum of 1 GeV/c. A mean  $dE/dx$  for each track was obtained by averaging the lower 70% of the measured  $dE/dx$  values. This selection reduces our sensitivity to large fluctuations in the  $dE/dx$  measurements. At a momentum of 0.5 GeV/c, the  $dE/dx$  resolution was found to be 8% for a typical long track in the TPC. Figure 1 shows the mid-rapidity ( $|y| < 0.1$ ) particle raw yields as a function of  $Z = \log[(dE/dx)_{Exp}/(dE/dx)_{BB}]$ , where  $(dE/dx)_{BB}$  is the expected  $dE/dx$  value. The proton mass was used in the Bethe-Bloch  $(dE/dx)_{BB}$  calculations so the  $Z$ -distributions of proton (anti-proton) are centered about zero in those plots. The dashed-lines are the multi-Gaussian fits to the  $Z$ -distributions (including pions, kaons, and protons). Protons and anti-protons with  $p_t > 175$  MeV/c were reconstructed. Within the acceptance the typical momentum resolution was 2% and the systematic uncertainty in the proton (anti-proton) yields, extracted from the  $dE/dx$  fitting, was less than 2%. Tracks were selected if their distance of closest approach to the primary vertex were less than 3 cm, and if they had at least 15 out of 45 possible TPC space-points. Several tests showed that the  $\bar{p}/p$  results were not sensitive to variations of these cuts within reasonable ranges. The raw yields of protons and anti-protons were obtained by fitting the  $Z$  distributions (see Figure 1) for each given  $(y, p_t)$  bin, and were used to obtain the  $\bar{p}/p$  ratio.

The STAR TPC is symmetric about mid-rapidity and has full azimuthal coverage. Due to this symmetry, most of the detector effects are the same for protons and anti-protons and cancel in the  $\bar{p}/p$  ratio. However, there are two important differences which are mostly dominant at low momentum: (i) background protons are produced in the detector materials via hadronic interactions [16], and (ii) some of the anti-protons are absorbed in the detector materials.

Background protons are evident from the distribution of the distance of closest approach ( $dca$ ). The distribution is peaked at small  $dca$  and has a flat tail from secondary production which extends in to the peak region where primary tracks are centered. Since the background

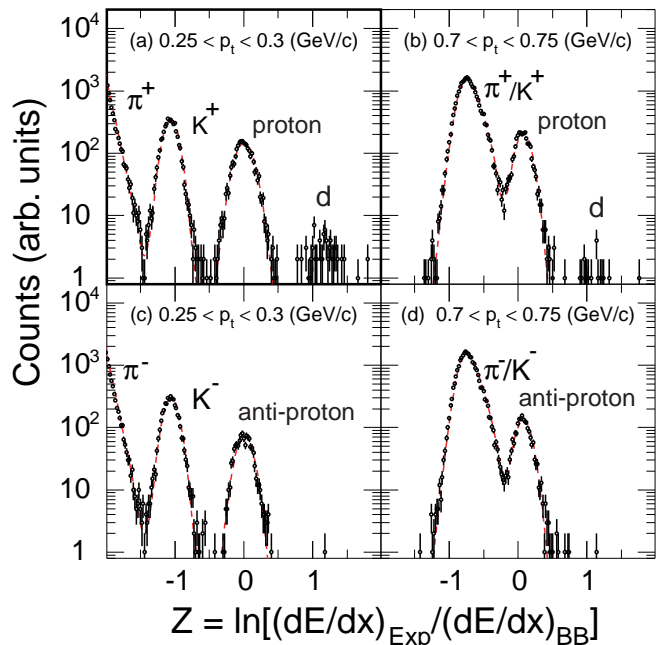


FIG. 1: Mid-rapidity particle yields as a function of  $Z = \log[(dE/dx)_{Exp}/(dE/dx)_{BB}]$  from minimum bias Au+Au events. Top two plots (a)-(b) and bottom plots (c)-(d) are for positive particles and negative particles, respectively. Proton mass was used in the Bethe-Bloch  $(dE/dx)_{BB}$  calculations so the  $Z$ -distributions of proton are centered about zero. Dashed-lines are the multi-Gaussian fits to the measured distributions.

shape of the  $dca$  distribution at small  $dca$  ( $\leq 3$  cm) is not accessible from the data, a Monte Carlo (MC) simulation (GEANT [17]) was employed using as input particles generated by both HIJING [18] and RQMD [19] models. An empirical form was found for the background:

$$\text{background}(dca) \propto \left[ 1 + \exp\left(\frac{dca - dca_0}{a}\right) \right]^{-1} \quad (1)$$

where the parameters  $dca_0$  and  $a$  were obtained by fitting to the MC results. In general these parameters are momentum dependent and the normalization factor was obtained from the data. In the momentum region around 0.2 GeV/c, the number of background protons was found to be twice the number of primary protons. This leads to a rather large systematic uncertainty in the raw proton yield. Therefore, in this analysis we limited ourselves to the region where systematic errors are below 10% leading to a lower  $p_t$  cut-off at 0.4 GeV/c. At the high momentum end,  $p \approx 1$  GeV/c, the  $dE/dx$  method becomes insufficient for particle identification.

The anti-proton absorption loss was estimated via:

$$\text{absorption} = 1 - \exp(-\sigma_{\text{anni}}\rho_t p/p_t), \quad (2)$$

where  $\rho_t$  is the transverse area density of nucleons in the materials.  $p$  and  $p_t$  are the anti-proton total mo-

mentum and transverse momentum, respectively. The annihilation cross section was parameterized as  $\sigma_{\text{anni}} = 1.2 \sigma_{\text{tot}}/\sqrt{s}$ , where  $\sqrt{s}$  is the center-of-mass energy of the  $p$ - $\bar{p}$  pair in GeV, and a power-law parameterization for the total  $p$ - $\bar{p}$  cross-section  $\sigma_{\text{tot}}$  from Ref. [20] was used. For consistency, we also checked the above parameterization for anti-proton absorption loss in the TPC with the results of a full MC simulation for the STAR TPC. The results are consistent and within the kinematic region of  $0.4 < p_t < 1.0$  GeV/c, the  $\bar{p}$  absorption loss was found to be less than 5%.

In this paper, we report the inclusive  $\bar{p}/p$  ratios and no attempts have been made to correct for feed-down protons and anti-protons from hyperon weak decays. Such corrections would inevitably depend on the assumptions for hyperon and anti-hyperon yields and momentum distributions. However, if anti-hyperon to hyperon ratios are the same as the  $\bar{p}/p$  ratio, then weak-decay feed-downs would not affect the  $\bar{p}/p$  ratio. Using the HIJING [18] results as input, MC simulations show that about 81% of the  $\Lambda$ -decay protons were reconstructed with  $dca < 3$  cm and 65% with  $dca < 1$  cm. As expected, the fractions are the same for anti-protons. For a systematic check, some of the hyperon feed-down effects were studied for the data by varying the  $dca$  cut. The results show that the  $\bar{p}/p$  ratio decreases by about 2% from  $dca = 3$  cm to 1 cm cut. These effects were not included in the systematic errors estimated below.

For this measurement, systematic errors mainly come from two sources: (i) The systematic uncertainty in proton background in relatively low transverse momentum region ( $p_t < 0.4$  GeV/c). As mentioned above, the background protons were estimated via the detailed GEANT [17] simulation of the TPC. By varying the  $dca$  cut, the systematic error on the determination of number of protons is  $\leq 10\%$  at  $p_t \sim 0.4$  GeV/c and drops to  $< 2\%$  at  $p_t \sim 0.6$  GeV/c. (ii) As one will see in Figure 2(b), there is an asymmetry between positive and negative rapidities. The asymmetry is less than 7%. The origin of the asymmetry is not fully understood and therefore it is included in the overall systematic errors for the  $\bar{p}/p$  ratio. Other uncertainties like contamination in particle identification (most at high  $p_t$ ) and the centrality dependence of the systematic errors are estimated much smaller, and are not included in the overall systematic errors.

Figure 2(a) shows the minimum bias  $\bar{p}/p$  ratio as a function of  $p_t$  in the rapidity range of  $0.3 < |y| < 0.4$ . The ratio is 0.65 and is consistent with a constant value in the  $p_t$  range of  $0.4 < p_t < 1.0$  GeV/c. The systematic error is estimated to be 10% for the lowest  $p_t$  bin, mainly due to proton background. At higher  $p_t$  the systematic error is less than 7%. Figure 2(b) shows the  $\bar{p}/p$  ratio integrated over  $0.6 < p_t < 0.8$  GeV/c as a function of rapidity. In this kinematic region, systematic errors are estimated to be less than 10%. Within errors, the ratio is consistent with a constant in the measured rapidity

range.

Figure 2(c) shows the centrality dependence of  $\bar{p}/p$  integrated over  $|y| < 0.3$  and  $0.6 < p_t < 0.8$  GeV/c. Although the ratio is consistent with a constant, there is an indication of a systematic drop from peripheral to central collisions. At lower bombarding energies, the value of the  $\bar{p}/p$  ratio decreases by a factor of 2 with increasing centrality for Au+Au collisions at the AGS [21, 22] and a factor of 1.6 for Pb+Pb collisions at the SPS [23, 24, 25, 26, 27]. These low energy results are consistent with more baryon stopping and/or nucleon- $\bar{p}$  annihilation in central collisions relative to peripheral collisions. A similar picture may also apply to the RHIC results presented here.

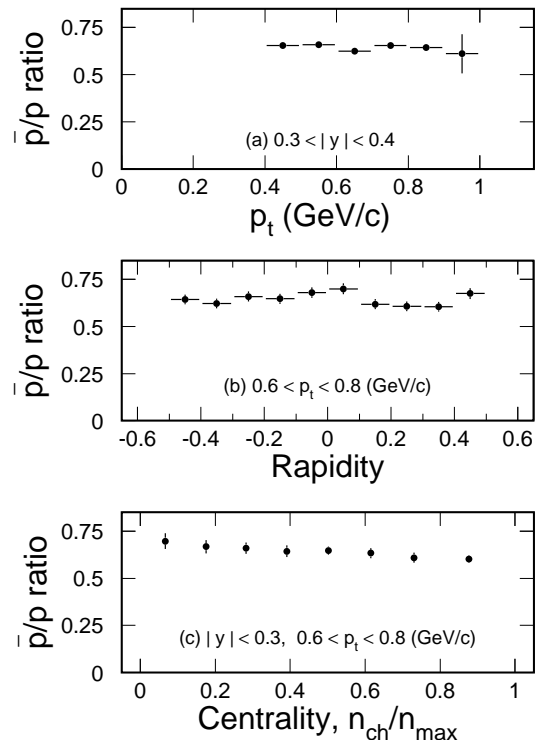


FIG. 2: The anti-proton to proton ratios (a) as a function of transverse momentum  $p_t$  over the rapidity range  $0.3 < |y| < 0.4$ ; (b) as a function of rapidity within  $0.6 < p_t < 0.8$  GeV/c; and (c) as a function of the collision centrality within  $|y| < 0.3$  and  $0.6 < p_t < 0.8$  GeV/c. (a) and (b) are for minimum bias collisions. Errors are statistical only. The overall systematic errors are estimated to be 10%.

At this RHIC energy, the  $\bar{p}/p$  ratio is significantly smaller than unity over the measured centrality range, indicating an overall excess of protons over anti-protons in the mid-rapidity region. This implies that a certain fraction of the baryon number is transported from the incoming nucleus at beam rapidity to the mid-rapidity region even in peripheral Au+Au collisions at  $\sqrt{s_{\text{NN}}} = 130$  GeV. Thus at this RHIC energy, the mid-rapidity region is not yet net-baryon free.

On the other hand, there is a dramatic increase in the

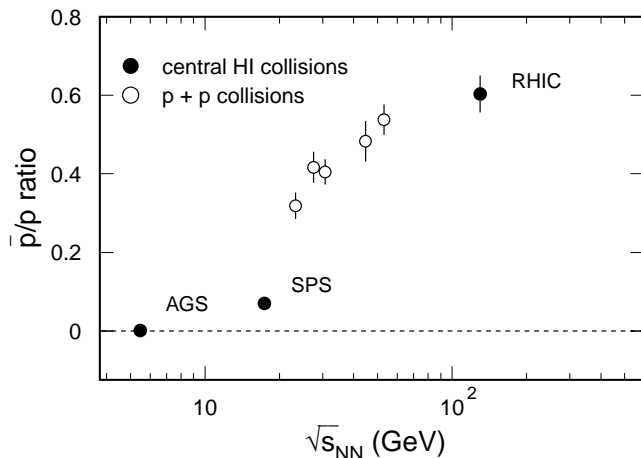


FIG. 3: Mid-rapidity anti-proton to proton ratio ( $\bar{p}/p$ ) measured in central heavy-ion collisions (filled symbols) and elementary  $p + p$  collisions (open symbols). The left end of the abscissa is the  $p-\bar{p}$  pair production threshold in  $p + p$  ( $\sqrt{s_{NN}} = 3.75$  GeV). The RHIC data is the most central point from Fig. 2c. Errors, either shown or smaller than the symbol size, are statistical and systematic errors added in quadrature.

mid-rapidity  $\bar{p}/p$  ratio in central heavy ion collisions in going from AGS ( $\bar{p}/p = 0.00025 \pm 10\%$ ) [21] to SPS ( $\bar{p}/p \approx 0.07 \pm 10\%$ ) [26, 27] and to RHIC. This is demonstrated in Fig. 3 where the central heavy-ion results are shown as a function of the center of mass energy  $\sqrt{s_{NN}}$ . For comparison, also shown in Fig. 3, are the  $\bar{p}/p$  ratios in  $p + p$  collisions at mid-rapidity and averaged over  $0.35 < p_t < 0.6$  GeV/c [28]. The kinematic coverage for the  $p + p$  collisions is similar to this measurement. The value of the  $\bar{p}/p$  ratio from RHIC is close to or even larger than that in  $p+p$  collisions at  $\sqrt{s_{NN}} = 53$  GeV. Note that the beam rapidities at  $\sqrt{s_{NN}} = 53$  and 130 GeV are 4.0 and 4.9, respectively.

For comparison, the HIJING(v1.35) model [18] predicts a  $\bar{p}/p$  ratio of approximately 0.8 for Au + Au central collisions at  $\sqrt{s_{NN}} = 130$  GeV. If the baryon junction mechanism [4] is considered, the ratio is 0.75. In contrast, the Relativistic Quantum Molecular Dynamics RQMD(v2.4) model [19] predicts a  $\bar{p}/p$  ratio increasing with  $p_t$  with an average value of approximately 0.5. Note that the HIJING model is motivated by perturbative QCD but does not have late stage rescattering, and the RQMD model has late stage hadronic rescattering. As a result, the RQMD calculations predict a  $p_t$  dependence of the  $\bar{p}/p$  ratio (from 0.2 to 0.55 in  $p_t \leq 1$  GeV/c) while a constant ratio is observed from the HIJING calculations.

In summary, we have reported the ratio of the mid-rapidity anti-proton to proton yields in Au+Au collisions at  $\sqrt{s_{NN}} = 130$  GeV measured by the STAR experiment. Within the rapidity and transverse momentum range of

$|y| < 0.5$  and  $0.4 < p_t < 1.0$  GeV/c, the ratio is essentially independent of either transverse momentum or rapidity. In this kinematic range, the average  $\bar{p}/p$  ratio is found to be  $0.65 \pm 0.01_{(\text{stat.})} \pm 0.07_{(\text{syst.})}$  for minimum bias collisions. No strong centrality dependence is observed in the centrality range measured. The value of the  $\bar{p}/p$  ratio indicates that although  $p-\bar{p}$  pair production becomes important at mid-rapidity, a significant excess of baryons over anti-baryons is still present in heavy ion collisions at RHIC. Comparisons of our result to heavy ion results at lower energies indicate that the mid-rapidity  $\bar{p}/p$  ratio in heavy ion collisions increases significantly with the collision energy.

**Acknowledgments:** We wish to thank the RHIC Operations Group at Brookhaven National Laboratory for their tremendous support and for providing collisions for the experiment. This work was supported by the Division of Nuclear Physics and the Division of High Energy Physics of the Office of Science of the U.S. Department of Energy, the United States National Science Foundation, the Bundesministerium fuer Bildung und Forschung of Germany, the Institut National de la Physique Nucleaire et de la Physique des Particules of France, the United Kingdom Engineering and Physical Sciences Research Council, and the Russian Ministry of Science and Technology

† Deceased.

- 
- [1] For reviews and recent developments see “Quark Matter ’99 Proceedings”, Nucl. Phys. **A661** (1999).
  - [2] F. Karsch, E. Laermann, and A. Peikert, Phys. Lett. **B478**, 447(2000).
  - [3] W. Busza and A.S. Goldhaber, Phys. Lett. **B139**, 235(1984).
  - [4] S.E. Vance, M. Gyulassy, and X.N. Wang, Phys. Lett. **B443**, 45(1998); S.E. Vance, Nucl. Phys. **A661**, 230c(1999).
  - [5] X.N. Wang and M. Gyulassy, Phys. Rev. Lett. **68**, 1480(1992).
  - [6] M. Gyulassy and X.N. Wang, Nucl. Phys. **B420**, 583(1994).
  - [7] R. Baier, Yu. L. Dokshitzer, S. Peigne, and D. Schiff, Phys. Lett. **B345**, 277(1995).
  - [8] X.N. Wang, Phys. Rev. **D43**, 104(1991).
  - [9] P. Braun-Munzinger, I. Heppe, and J. Stachel, Phys. Lett. **B465**, 15(1999).
  - [10] I.G. Bearden *et al.*, (NA44 Collaboration), Phys. Rev. Lett. **78**, 2080(1997).
  - [11] K.H. Ackermann *et al.*, (STAR Collaboration), Phys. Rev. Lett., **86**, 402(2001).
  - [12] H. Wieman *et al.*, IEEE Trans. Nucl. Sci. **44**, 671 (1997).
  - [13] W. Betts *et al.*, IEEE Trans. Nucl. Sci. **44**, 592 (1997); S. Klein *et al.*, IEEE Trans. Nucl. Sci., **43**, 1768 (1996).
  - [14] K.H. Ackermann *et al.*, (STAR Collaboration), Nucl. Phys. **A661**, 681c(1999).
  - [15] C. Adler, A. Denisov, E. Garcia, M. Murray, H. Strobele,

- and S. White, LANL Preprint, nucl-ex/0008005, August, 2000.
- [16] D. Ashery and J.P. Schiffer, *Ann. Rev. Nucl. Part. Sci.* **36**, 207 (1986).
- [17] P. Nevski, *Proceedings of International Conference on Computing in High Energy and Nuclear Physics*, Padova, Italy, 2000.
- [18] X.N. Wang, *Phys. Rep.*, **280**, 287(1997).
- [19] H. Sorge, *Phys. Rev.* **C52**, 3291(1995).
- [20] Particle Data Group, *Eur. Phys. J.* **C3**, 207 (1998).
- [21] L. Ahle *et al.*, (E802 Collaboration), *Phys. Rev. Lett.*, **81**, 2650(1998).
- [22] J. Barrette *et al.*, (E814 Collaboration), *Z. Physik*, **C59**, 211(1993).
- [23] H. Appelshauser *et al.* (NA49 Collaboration), *Phys. Rev. Lett.*, **82**, 2471(1999).
- [24] I.G. Bearden *et al.*, (NA44 Collaboration) *Phys. Lett.* **B388**, 431(1996).
- [25] M. Kaneta *et al.*, (NA44 Collaboration), *J. Phys. G: Nucl. Part. Phys.* **23**, 1865(1997).
- [26] F. Sickler *et al.*, (NA49 Collaboration), *Nucl. Phys.* **A661**, 45c(1999).
- [27] G. E. Cooper, *Baryon Stopping and Hadronic Spectra in Pb-Pb Collisions at 158 GeV/nucleon*, Ph.D Thesis, University of California at Berkeley, April, 2000.
- [28] A.M. Rossi *et al.*, *Nucl. Phys.* **B84**, 269(1975); M. Aguilar-Benitez *et al.*, *Z. Physik*. **C50**, 405 (1991).