

Large-Eddy Simulations of Fluid and Magnetohydrodynamic Turbulence Using Renormalized Parameters

Mahendra K. Verma and Shishir Kumar

Department of Physics, Indian Institute of Technology, Kanpur – 208016, INDIA

(Dated: March 7, 2003)

Abstract

In this paper a procedure for large-eddy simulation (LES) has been devised for fluid and magnetohydrodynamic turbulence in Fourier space using the renormalized parameters. The parameters calculated using field theory have been taken from recent papers by Verma [1, 2]. We have carried out LES on 64^3 grid. These results match quite well with direct numerical simulations of 128^3 . We show that proper choice of parameter is necessary in LES.

PACS numbers: 47.27.Eq, 47.65.+a, 11.10.Gh

Turbulence is one of the most difficult and unsolved problems of classical physics. To probe the complex dynamics of turbulence, one often resorts to computer experiments, known as Direct Numerical Simulations (DNS). Since multiple scales are involved in turbulence, DNS of turbulence is a very expensive task in terms of both computer time and memory, even in modern computers. For example, a pseudo-spectral simulation by Gotoh [3] on 1024^3 grid using vector parallel Fujitsu VPP5000/56 with 32 processors took 500 hours of computer time, and required 8 Gigabytes of memory per processor. To reduce the required computer time and memory space, an ingenious technique called large-eddy simulation (LES) has been developed (see review article by Metais [4] and references therein).

Basic idea of LES is to resolve only the large scales of turbulent flow. The effect of smaller scale interactions are modeled appropriately using the existing theories. In turbulence, Fourier modes of different scales interact with each other. Kolmogorov provided an important model of turbulence in which the interactions effectively yield a constant energy flux from large scales to intermediate scales, and then to small scales. When we observe Fourier modes up to certain length scale l in the intermediate range, the modes with scales less than l act as a sink of energy. According to Kolmogorov's theory, the amount of sink should be equal to the energy flux. In LES, the large scales up to l are resolved by using eddy viscosity at cutoff scale l , where energy is drained. Analysis of turbulence using renormalization groups (RG) shows that the above modeling is possible. LES uses this idea to analyze large-scale dynamics of turbulence.

Renormalization Group (RG) is a popular tool used by physicists to solve problems with multiple scales. Since turbulence involves multiple scales, RG has been applied successfully to turbulence [5, 6, 7]. In Wilson's Fourier space RG scheme, Fourier space is divided into many shells. The nonlinear interactions among various shells are computed using first-order perturbation theory, that yields an effective viscosity, called renormalized or eddy viscosity, at any scale. The renormalized viscosity is found to be wavenumber (k) dependent. McComb and Watt [8] computed the renormalized viscosity using 'self-consistent' RG procedure. When the cutoff wavenumber k_C is in the inertial range, the renormalized viscosity is given by

$$\nu_r(k_C) = (K)^{1/2} \Pi^{1/3} k_C^{-4/3} \nu^* \quad (1)$$

where Π is the energy flux, K is Kolmogorov's constant, and ν^* a parameter. McComb and Watt [8] found $\nu_* \approx 0.50$ and $K \approx 1.62$. Verma [1] also computed the above quantities using

a refined technique and found $\nu_* \approx .38$ and $K \approx 1.6$.

Zhou and Vahala [9, 10] developed an alternative recursive-renormalization-group theory for turbulence modeling. In their calculation they find backscatter of energy from small scales to large scales, and a cusp in renormalized viscosity near k_C . These features are attributed to triple correlations, which has not been accounted for in McComb and Watt's calculations. Recently Schilling and Zhou [11] have addressed the above problem using eddy-damped quasinormal Markovian (EDQNM) closure model. In the current paper we neglect backscatter.

McComb [7] had proposed that the renormalized viscosity $\nu(k_C)$ could be used as effective viscosity for LES, however, this calculation had not been done till date. Earlier, the spectral eddy viscosity $\nu_t(k|k_C)$ has been used for LES in EDQNM formalism (see [12]). In this scheme,

$$\nu_t(k|K_C) = 0.441K^{-3/2} \left[\frac{E(k_C)}{k_C} \right]^{1/2} f(k/k_C) \quad (2)$$

where $f(x)$ is a nondimensional function which tends to 1 as x approaches 0. Comparing Eqs. (1,2), we find that their dependence on Kolmogorov's constant is different. In Eq. (2), if we assume that $E(k_C)$ follows Kolmogorov's spectrum and $K = 1.6$, then the constant multiplying $\Pi^{1/3}k_C^{-4/3}$ is 0.27. In contrast, in Eq. (1) the same quantity is $\sqrt{K}\nu^* \approx 0.48$. As it will be shown in the later part of the paper, the choice of constant is quite crucial in LES. We find that $\nu_r(k_C)$ of Eq. (1) yields better numerical results compared to $\nu_t(k|k_C)$ of Eq. (2). We believe that the calculation of renormalized viscosity is theoretically more sound than the calculation of spectral eddy viscosity using EDQNM approximation, therefore, former is more appropriate for LES than the later.

In this paper we perform LES of fluid turbulence using renormalized viscosity. We have been able to apply the same procedure to magnetohydrodynamic (MHD) turbulence also, except that we need two renormalized parameters: renormalized viscosity and renormalized resistivity. The required parameters for MHD have been recently calculated by Verma [1, 2, 13]. The LES calculations have been performed on 64^3 grid, and they have been compared with DNS results of 64^3 and 128^3 . As described below, the inertial range in LES is found to be either equal or larger than that in DNS, hence our LES model is working very well.

We solve Navier-Stokes equation in Fourier space [14]:

$$\frac{\partial u_i(\mathbf{k})}{\partial t} = -\nu_r(k_C)k^2 u_i(\mathbf{k}) - FT \left(u_j \frac{\partial u_i}{\partial x_j} \right) - ik_i p(\mathbf{k}) \quad (3)$$

where FT stands for Fourier transform. We take ν^* to be equal to 0.38.

We adopt pseudo spectral method on grid size 64^3 with $dt = 10^{-4}$. We apply Adam-Bashforth scheme to integrate the nonlinear terms, and Crank-Nicholson's scheme for the viscous term. We apply 2/3 rule to eliminate the aliasing errors [14]. We use Fast Fourier Transform developed by Frigo and Johnson [15] for our calculations. Our initial condition is taken to be unit energy spread out in wavenumber shells from 2 to 13 with an exponentially decreasing distribution. The modes in a shell have equal energy but random phases, and satisfy divergenceless condition. The most important ingredient in our simulation is renormalized viscosity, which is computed using Eq. (1) with $k_C = 32$. Since Π changes with time, it is computed every 0.01 dimensionless time unit. We use dissipation rate for Π . We carry out our simulation up to 50 time units. Our LES simulation takes approximately 60 hours on Athlon 1.7 GHz processor.

In Fig. 1 we show the energy evolution as a function of time for $\nu^* = 0.25, 0.38, 0.48$. The E vs. t plot for all three ν^* are overlapping. The LES results are also compared with the standard pseudo-spectral DNS results performed on 64^3 (DNS64) and 128^3 (DNS128) with identical initial condition and $\nu_0 = 2 \times 10^{-4}$. In DNS we apply additional hyperviscous term $1/k_{eq}^2 k^4 \mathbf{u}(\mathbf{k})$ with $k_{eq} = 9$ to overcome aliasing errors. Clearly the energy evolution for LES matches quite well with DNS128, but differ significantly with DNS64. Hence, our LES on 64^3 is able to mimic DNS of 128^3 .

In Fig. 2, we plot $E(k)k^{5/3}\Pi^{-2/3}$ vs. k for DNS as well as LES. Again the normalized spectrum of LES matches quite well with DNS128 at small and intermediate wavenumbers. Note that 64^3 LES has much larger inertial range compared to 64^3 DNS, where it is almost absent. We find that the wavenumber range of inertial wavenumbers (constant with k) is maximum for LES with $\nu^* = 0.38$; in fact wavenumber range for LES is larger than that for DNS128. The energy spectrum for $\nu^* = 0.25$ has a hump for large wavenumbers (underdamped case), implying that actual ν^* value is higher than 0.25. The spectrum for $\nu^* = 0.48$ shows overdamped character [16]. We have done DNS128 for some more parameters. The trend appears to show that $\nu^* \approx 0.38$ is the most appropriate choice for LES. Fortunately, we obtain the above value using renormalization group calculation [2]. It

is interesting to note from Fig. 1 that the temporal evolution of energy does not clearly tell us which ν^* is the most appropriate for LES. Hence we should be careful in concluding the appropriateness of ν^* using energy evolution. The energy spectrum has more information, and can provide us clues on the correct choice of ν^* .

From Fig. 2 we obtain the numerical value of K to be 1.7 ± 0.1 ; this value is close to the theoretically calculated value 1.6 [1, 8]. Hence, the renormalized viscosity predicted by Verma [1] appears to be consistent and provides us a very good scheme for LES.

For LES of magnetohydrodynamic (MHD) turbulence, Agullo et al. [17], and Müller and Carati [18, 19] applied dynamic gradient-diffusion subgrid model. The forms of eddy-viscosity and eddy-resistivity are derived using dimensional arguments, but the constants are calculated using dynamical LES procedure. Their results match very well with DNS counterpart. In one of their main models, turbulent viscosity $\nu_t \approx \bar{l}^{4/3}(\epsilon^K)^{1/3}$ and turbulent resistivity $\eta_t \approx \bar{l}^{4/3}(\epsilon^M)^{1/3}$, where \bar{l} is the resolvable length scale on the LES grid, and ϵ^K and ϵ^M are kinetic and magnetic energy dissipation applied by the subgrid scale respectively. Zhou et al. [20] have studied subgrid scale and backscatter model for MHD turbulence using EDQNM closure scheme. Verma [1, 2] has also calculated the above parameters using renormalization group procedure. Simple calculations show that turbulent dissipative parameters of Verma differ significantly from those of Agullo et al. [17] and Müller and Carati [18, 19], as well as from those of Zhou et al. [20]. In the following discussions we will compare the LES results from the above three approaches.

For MHD turbulence we apply the same LES method as described for fluid turbulence using renormalized parameters. The pseudo-spectral method to solve MHD equations is very similar to that of fluid turbulence. We also confine ourselves to zero cross helicity, i.e., $(\mathbf{u} \cdot \mathbf{b} = 0)$, and zero mean magnetic field. The difference of LES and DNS is in the values of viscosity and resistivity. In DNS we take $\nu_0 = 0.00015$ and $\eta_0 = 0.00015$ with hyperviscosity and hyperresistivity parameters $k_{eq} = 7$. However, in LES we take $\nu(k_C) = \nu_r(k_C)$, and $\eta(k_C) = \eta_r(k_C)$, where k_C is the cutoff wavelength. The renormalized viscosity $\nu_r(k_C)$, and renormalized resistivity $\eta_r(k_C)$ are taken from Verma [1, 2] as

$$\nu_r(k_C) = (K^u)^{1/2} \Pi^{1/3} k_C^{-4/3} \nu^* \quad (4)$$

$$\eta_r(k_C) = (K^u)^{1/2} \Pi^{1/3} k_C^{-4/3} \eta^*. \quad (5)$$

Here K^u is Kolmogorov's constant for MHD, Π is the total energy flux, and ν^*, η^* are renor-

malized parameters. The parameters ν^* , η^* , and K^u depend on the Alfvén ratio r_A , which is the ratio of kinetic and magnetic energy. In our decaying MHD turbulence simulation, we start with unit total energy and $r_A = 8.0$. The ratio of magnetic to kinetic energy grows as a function of time as expected. Therefore, we need to compute the renormalized parameters for various values of r_A . The parameters have been calculated using the procedure described in Verma [2], and they are shown in Table 1. We use the appropriate ν^* and η^* given in the table for our simulations. The energy cascade rates are computed using Fast Fourier Transforms [15]. We take $\nu_r(k_C)$ and $\eta_r(k_C)$ from Eqs. (4, 5). The energy flux Π changes with time; we compute Π dynamically every 0.01 time-unit. We carried out LES for MHD up to 25 nondimensional time units, and it took approximately 55 hours.

The evolution of kinetic and magnetic energies are shown in Fig. 3 as a function of time. The evolution of kinetic energy using LES is quite close to that using DNS. However, the evolution of magnetic energy does not match very well. Comparatively, LES of Agullo et al. [17] and Müller and Carati [18, 19] yield a better fit to the temporal evolution of energy. Fig. 4 shows the energy spectra of kinetic and magnetic energies for $r_A = 0.5$ at 27 time units of DNS and 12 time units of LES. We find that the energy spectra calculated in LES matches quite well with that in DNS. The Kolmogorov’s constant as indicated by the straight line in upper part of Fig. 4 is found to be 1.8 ± 0.2 , which is close to the theoretical value calculated in [1, 2]. We conclude that the LES based on renormalized parameters of Verma [1, 2] is quite good. Our numerical results are comparable with results of Agullo et al. [17] and Müller and Carati [18, 19]. However, we believe that our parameters, which are based on field-theoretic calculations, are on a somewhat stronger footing as compared to those used in earlier LES methods.

To conclude, we have devised a LES procedure for fluid and MHD turbulence in Fourier space using the renormalized parameters. We take renormalized parameters from Verma [1, 2] and carry out LES for 64^3 grid. When LES results are compared with DNS of size 128^3 with the same initial conditions, we find that our LES results on energy evolution and spectra match quite well with the DNS results, except for the temporal evolution of magnetic energy. The inertial range of LES is much larger compared to DNS of the same size. Our results shows that substitution of renormalized parameters for eddy viscosity in LES yield excellent results. Hence, we demonstrate the usefulness of renormalized parameters in LES

calculations.

-
- [1] M. K. Verma, Phys. Rev. E **64**, 26305 (2001).
 - [2] M. K. Verma, Phys. Plasma **8**, 3945 (2001).
 - [3] T. Gotoh, Comput. Phys. Commun. **147**, 530 (2002).
 - [4] O. Métais, in *New Trends in Turbulence: Les Houches Lectures*, edited by M. Lesieur, A. Yaglom, and F. David (Springer-Verlag, Berlin, 2001), pp. 113–139.
 - [5] D. Forster, D. R. Nelson, and M. J. Stephen, Phys. Rev. A **16**, 732 (1977).
 - [6] V. Yakhot and S. A. Orszag, J. Sci. Comput. **1**, 3 (1986).
 - [7] W. D. McComb, *The Physics of Fluid Turbulence* (Oxford University Press, Clarendon, 1990).
 - [8] W. D. McComb and A. G. Watt, Phys. Rev. A **46**, 4797 (1992).
 - [9] Y. Zhou, G. Vahala, and M. Hussain, Phys. Rev. A **37**, 2590 (1988).
 - [10] Y. Zhou and G. Vahala, Phys. Rev. E **47**, 2503 (1993).
 - [11] O. Schilling and Y. Zhou, Phys. Fluids **14**, 2002 (2002).
 - [12] M. Lesieur, *Turbulence in Fluids - Stochastic and Numerical Modelling* (Kluwer Academic Publishers, Dordrecht, 1990).
 - [13] M. K. Verma, Pramana (submitted), nlin.CD/0103033 (2002).
 - [14] S. A. Orszag and G. S. Patterson, Phys. Rev. Lett. **28**, 76 (1972).
 - [15] M. Frigo and S. G. Jhonson, www.fftw.org .
 - [16] J. Mathieu and J. Scott, *The Introduction to Turbulent Flow* (Cambridge University Press, Cambridge, 2000).
 - [17] O. Agullo, W.-C.Muller, B. Knaepen, and D. Carati, Phys. Plasma **8**, 3502 (2001).
 - [18] W.-C.Muller and D. Carati, Phys. Plasma **9**, 824 (2002).
 - [19] W.-C.Muller and D. Carati, Comput. Phys. Commun. **147**, 544 (2002).
 - [20] Y. Zhou, O. Schilling, and S. Ghosh, Phys. Rev. E **66**, 26309 (2002).

TABLE I: The values of renormalized parameters for viscosity (ν^*) and resistivity η^* in MHD turbulence at various values of Alfvén ratio r_A and zero cross helicity. We also list the Kolmogorov’s constant K^u for MHD turbulence.

r_A	ν^*	η^*	K^u
0.3	7.20	0.20	0.50
0.4	3.15	0.38	0.53
0.5	2.08	0.50	0.55
0.6	1.64	0.57	0.59
0.7	1.38	0.61	0.63
0.8	1.21	0.64	0.67
0.9	1.09	0.67	0.71
1.0	1.00	0.69	0.75
2.0	0.65	0.77	1.01
3.0	0.54	0.79	1.15
4.0	0.49	0.81	1.23
5.0	0.47	0.82	1.28



FIG. 1: Temporal evolution of energy in fluid turbulence using DNS and LES. The figure contains Energy(E) vs time plots for DNS128 (solid line), DNS (DNS64), and three LES runs using ν^* equal to 0.38 (LES1), 0.25 (LES2) and 0.48 (LES3). The evolution in LES for all the three ν^* is quite close to DNS128, but not to DNS64.

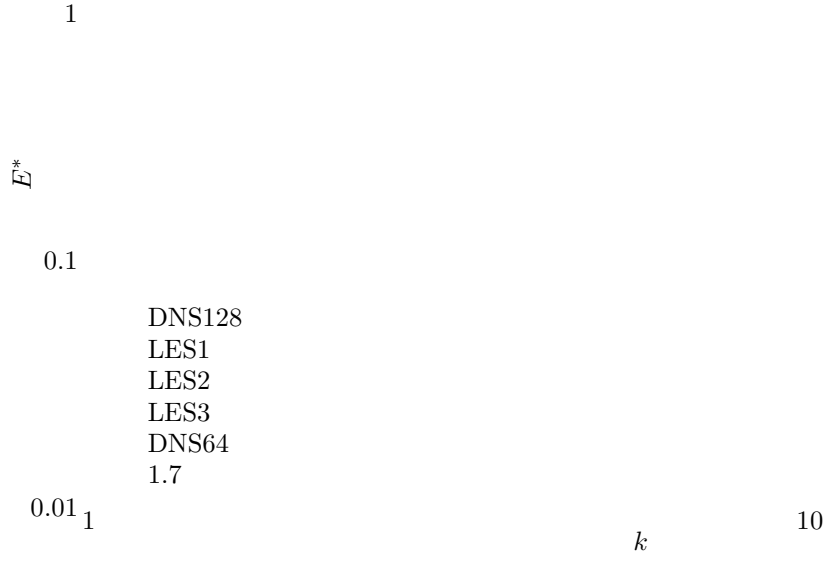


FIG. 2: Energy spectrum for fluid turbulence is calculated using DNS and LES. The figure contains plots of normalized energy spectrum $E'(k) = E(k)k^{5/3}\epsilon^{-2/3}$ with wavenumber k after 50 time units for DNS128, DNS64, and three LES runs using ν^* equal to 0.38 (LES1), 0.25 (LES2) and 0.48 (LES3). We get the best inertial range for $\nu^* = 0.38$. The Kolmogorov's constant is found to be 1.7 ± 0.1 . DNS64 run has hardly any inertial range.

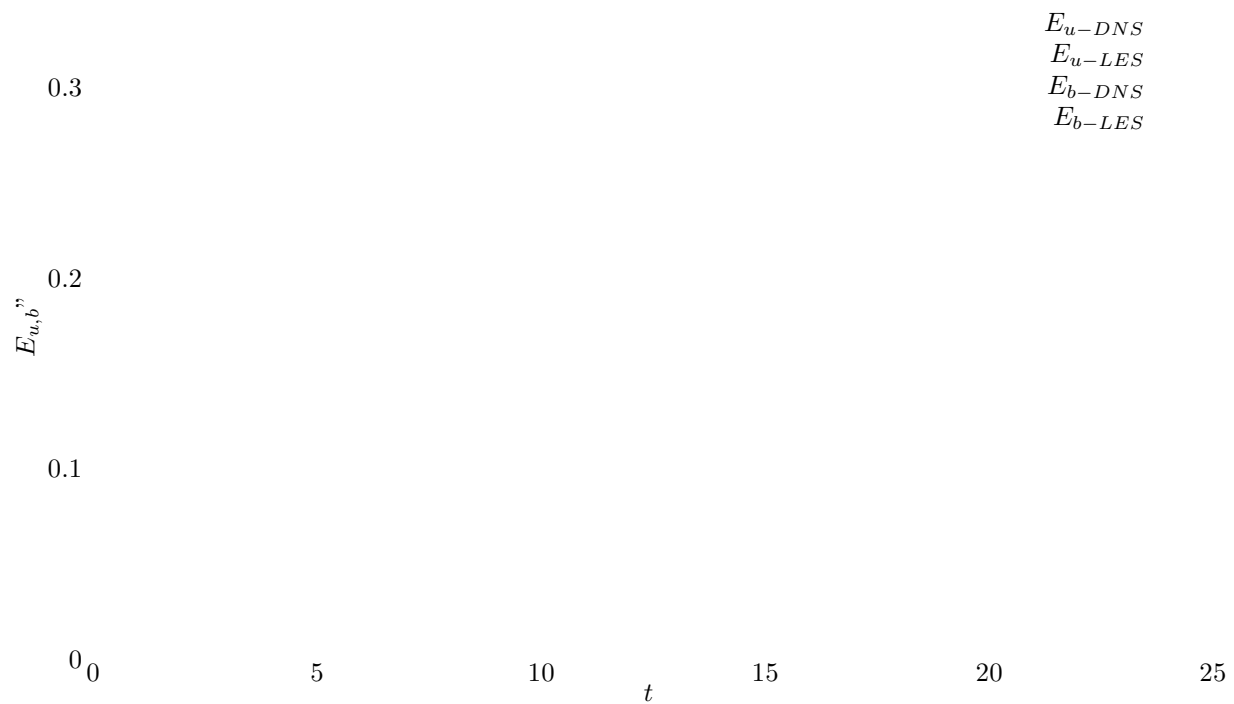


FIG. 3: Temporal evolution of total kinetic and magnetic energy in MHD turbulence using DNS and LES. The kinetic energy matches quite well in both the schemes, but magnetic energy evolves somewhat differently.




FIG. 4: Energy spectra - total, kinetic, and magnetic - for MHD turbulence are shown for DNS and LES. The figures contain plots of normalized spectra $E^*(k) = E(k)k^{5/3}\epsilon^{-2/3}$ with wavenumber k for $r_A = 0.5$ and cross-helicity $\sigma_C = 0.0$. The upper figure shows total energy spectrum while lower one the other two spectra. The Kolmogorov's constant as indicated by the straight line in upper figure is found to be 1.8 ± 0.2 .