

Smooth tropical surfaces with infinitely many tropical lines

Magnus Dehli Vigeland

Department of Mathematics, University of Oslo, Norway

Email: magnusv@math.uio.no

Abstract

We study the tropical lines contained in smooth tropical surfaces in \mathbb{R}^3 . On smooth tropical quadric surfaces we find two one-dimensional families of tropical lines, like in classical algebraic geometry. Unlike the classical case, however, there exist smooth tropical surfaces of any degree with infinitely many tropical lines.

1 Introduction

Tropical geometry has during the last few years become an increasingly popular field of mathematics. This is not least due to the many fascinating similarities with classical geometry. In this paper we examine tropical analogues of the following well-known results in classical algebraic geometry:

- (I) Any smooth quadric has two rulings of lines,
- (II) Any smooth surface of degree greater than two, has at most finitely many lines.

While a lot of work has been done lately on tropical plane curves, comparatively little is known in higher dimensions. The usual way of defining a general tropical variety is as the *tropicalization* of a classical algebraic variety. In the case of hypersurfaces, the geometry of these is very inviting. For example, a tropical surface $X \subseteq \mathbb{R}^3$ is an unbounded 2-dimensional polyhedral complex, with so-called *zero tension* at each 1-cell. It is dual to a certain regular subdivision of the Newton polytope of the polynomial defining X . The surface is *smooth* if this subdivision is an elementary (unimodular) triangulation.

Tropical varieties which are not hypersurfaces are in general more difficult to grasp. However, the only such varieties we are interested in here, are tropical lines in \mathbb{R}^3 . These were given an explicit geometric description in [3]. As an analogue of (I) above, we prove that:

Theorem. *Any smooth tropical surface X has a unique compact 2-cell \overline{X} . For any point $p \in \overline{X}$, there exist two tropical lines on X containing p .*

While in classical geometry, any two distinct points in \mathbb{R}^3 lie on a unique line, this is only true generically for tropical lines. In fact, for special choices of $p, q \in \mathbb{R}^3$ there are infinitely many tropical lines containing p and q . We show that such families of tropical lines can also exist on a smooth tropical surface. As a consequence, we get the following result, in contrast to (II) above:

Theorem. *There exist tropical surfaces of any degree, with infinitely many tropical lines.*

The paper is organized as follows: In sections 2 and 3 we give some necessary background on convex geometry and tropical geometry, respectively. In particular, the concept of a *two-point family* of tropical lines in \mathbb{R}^3 is defined in section 3.2. Then follows two technical sections, 4 and 5. The former of these deals with constructions of regular elementary triangulations, while the latter contains an analysis of certain lattice polytopes. In section 6 we explore the general properties of tropical lines contained in smooth tropical surfaces, and in section 7 we use these to study tropical lines on quadric surfaces. Section 8 concerns two-point families of tropical lines on smooth tropical surfaces. Finally, section 9 contains our results for surfaces of higher degrees.

2 Lattice polytopes and subdivisions

2.1 Convex polyhedra and polytopes

A *convex polyhedron* $P \in \mathbb{R}^n$ is the intersection of finitely many closed halfspaces. A *convex polytope* is a bounded polyhedron. Equivalently, a convex polytope can be defined as the convex hull of a

finite set of points in \mathbb{R}^n . Throughout this paper, all polyhedra and polytopes will be assumed to be convex unless explicitly stated otherwise.

For any polyhedron $P \subseteq \mathbb{R}^n$ (bounded or not) we denote its affine hull by $\text{Aff}(P)$, and its relative interior (as a subset of $\text{Aff}(P)$) by $\text{int}(P)$. The dimension of P is defined as $\dim \text{Aff}(P)$. By convention, $\dim \emptyset = -1$. A *face* of P is a polyhedron of the form $P \cap H$, where H is a hyperplane such that P is entirely contained in one of the closed halfspaces defined by H . In particular, the empty set is considered a face of P . Faces of dimensions 0, 1 and $n - 1$ are called *vertices*, *edges* and *facets* of P respectively. If P is a polytope, then the vertices of P form the minimal set \mathcal{A} such that $P = \text{conv}(\mathcal{A})$.

Let F be a facet of a polyhedron $P \subseteq \mathbb{R}^n$, where $\dim P \leq n$. A vector v is *pointing inwards* from F relative to P if, for some positive constant t , tv starts in F and ends in $P \setminus F$. If in addition v is orthogonal to F , v is a *inwards normal vector* of F relative to P . Conversely, v is *pointing outwards* from F relative to P if $-v$ is pointing inwards from F relative to P , and v is an *outward normal vector* of F relative to P if $-v$ is an inwards normal vector of F relative to P . A straightforward consequence of these definitions is that

Lemma 2.1. *A vector v is an inward (resp. outward) normal vector of F relative to P , if and only if $u \cdot v > 0$ (resp. $u \cdot v < 0$) for all vectors u pointing inwards from F relative to P .*

If all the vertices of P are contained in \mathbb{Z}^n , we call P a *lattice polyhedron*, or *lattice polytope* if it is bounded. A lattice polytope in \mathbb{R}^n is *primitive* if it contains no lattice points other than its vertices. It is *elementary* (or *unimodular*) if it is n -dimensional and its volume is $\frac{1}{n!}$. Obviously, every elementary polytope is also primitive, while the other implication is not true in general. For instance, the unit square in \mathbb{R}^2 is primitive, but not elementary.

Most of the polytopes we are interested in will be simplices, i.e., the convex hull of $n + 1$ affinely independent points. In \mathbb{R}^2 , the primitive simplices are precisely the elementary ones, namely the lattice triangles of area $\frac{1}{2}$. (This is an immediate consequence of Pick's theorem.) In higher dimensions, the situation is very different: There is no upper limit for the volume of an primitive simplex in \mathbb{R}^n , when $n \geq 3$. The standard example of this is the following: Let $p, q \in \mathbb{N}$ be relatively prime, with $p < q$, and let $T_{p,q}$ be the tetrahedron with vertices in $(0, 0, 0)$, $(1, 0, 0)$, $(0, 1, 0)$ and $(1, p, q)$. Then $T_{p,q}$ is an primitive simplex of volume $\frac{q}{6}$.

2.2 Polyhedral complexes and subdivisions

A *polyhedral complex* in \mathbb{R}^n is a collection X of (convex) polyhedra in \mathbb{R}^n such that

- if $C \in X$, then all faces of C are in X , and
- if $C, C' \in X$, then $C \cap C'$ is a face of both C and C' .

The elements of X of dimension d are called the *d-cells* of X . The dimension of X itself is defined as $\max\{\dim C \mid C \in X\}$. Furthermore, if all the maximal cells (w.r.t. inclusion) have the same dimension, we say that X is of *pure dimension*.

A *subdivision* of a polytope P is a polyhedral complex \mathcal{S} such that $|\mathcal{S}| = P$, where $|\mathcal{S}|$ denotes the union of all the elements of \mathcal{S} . It follows that \mathcal{S} is of pure dimension $\dim P$. If all the maximal elements of \mathcal{S} are simplices, we call \mathcal{S} a *triangulation*. If \mathcal{S} and \mathcal{S}' are subdivisions of the same polytope, we say that \mathcal{S}' is a *refinement* of \mathcal{S} if for all $C' \in \mathcal{S}'$ there is a $C \in \mathcal{S}$ such that $C' \subseteq C$.

If P is a lattice polytope, we can consider *lattice subdivisions* of P , i.e., subdivisions in which every element is a lattice polytope. In particular, a lattice subdivision is *primitive* (resp. *elementary*) if all its maximal elements are primitive (resp. elementary). We write down some noteworthy properties of these subdivisions:

- Every elementary subdivision is necessarily a triangulation, and also primitive.
- In a primitive subdivision, all elements (not only the maximal) are primitive.
- Given a lattice polytope, then its lattice subdivisions with no non-trivial refinements are precisely its primitive triangulations.

2.3 Regular subdivisions and the secondary fan

Let $P = \text{conv}(\mathcal{A})$ where \mathcal{A} is a finite set of points in \mathbb{Z}^n . Any function $\alpha: \mathcal{A} \rightarrow \mathbb{R}$ will induce a lattice subdivision of P in the following way. Consider the polytope

$$\text{conv}\{(v, \alpha(v)) \mid v \in \mathcal{A}\} \in \mathbb{R}^{n+1}.$$

Projecting the top faces of this polytope to \mathbb{R}^n , forgetting the last coordinate, gives a collection of subpolytopes of P . They form a subdivision \mathcal{S}_α of P . The function α is called a *lifting function* associated to \mathcal{S}_α .

Definition 2.2. A lattice subdivision \mathcal{S} of $\text{conv}(\mathcal{A})$ is *regular* if $\mathcal{S} = \mathcal{S}_\alpha$ for some $\alpha: \mathcal{A} \rightarrow \mathbb{R}$.

Remark 2.3. The construction of the subdivision \mathcal{S}_α of $\text{conv}(\mathcal{A})$ works for any finite subset $\mathcal{A} \subseteq \mathbb{R}^n$. We stick to the case $\mathcal{A} \subseteq \mathbb{Z}^n$ simply to make the presentation more coherent, as all our applications will be of this type.

The set of regular subdivisions of $\text{conv}(\mathcal{A})$ has an interesting geometric structure, as presented by Gelfand, Kapranov and Zelevinsky in [2]. We conclude this section by recalling some relevant parts of this.

A *cone* in \mathbb{R}^n is by definition a polyhedron, all of whose defining hyperplanes contains the origin. If all elements of a polyhedral complex are cones, the complex is called a *fan*. An observation of [2] was that the regular subdivisions of a polytope $\text{conv}(\mathcal{A})$ in a natural way correspond to the cones in a certain fan (depending on \mathcal{A}). The details are as follows:

Suppose $\mathcal{A} \subseteq \mathbb{R}^n$ consists of k points. Let $\mathbb{R}^{\mathcal{A}} \simeq \mathbb{R}^k$ denote the space of all functions $\alpha: \mathcal{A} \rightarrow \mathbb{R}$. For a given regular subdivision \mathcal{S} of $\text{conv}(\mathcal{A})$, we let $K(\mathcal{S})$ be the set of all functions $\alpha \in \mathbb{R}^{\mathcal{A}}$ which induce \mathcal{S} . The following is proved in [2, Chapter 7]:

Proposition 2.4. *Let \mathcal{S} and \mathcal{S}' be any regular subdivisions of $\text{conv}(\mathcal{A})$. Then:*

- a) $K(\mathcal{S})$ is a cone in $\mathbb{R}^{\mathcal{A}}$.
- b) \mathcal{S}' is a refinement of \mathcal{S} if and only if $K(\mathcal{S})$ is a face of $K(\mathcal{S}')$.
- c) The cones $\{K(\mathcal{S}) \mid \mathcal{S} \text{ is a regular subdivision of } \text{conv}(\mathcal{A})\}$ form a fan, $\Phi(\mathcal{A})$, in $\mathbb{R}^{\mathcal{A}}$.

The fan $\Phi(\mathcal{A})$ is called the *secondary fan* of \mathcal{A} . Proposition 2.4b) shows that a subdivision corresponding to a maximal cone of $\Phi(\mathcal{A})$ can have no refinements. Hence the maximal cones correspond precisely to the primitive regular lattice triangulations of $\text{conv}(\mathcal{A})$.

3 Basic tropical geometry

3.1 Tropical hypersurfaces

The purpose of this section is to recall the basics about tropical hypersurfaces and their dual subdivisions. Good references for proofs and details are [3], [4], and [1].

We work over the *tropical semiring* $\mathbb{R}_{tr} := (\mathbb{R}, \max, +)$. Note that some authors use \min instead of \max in the definition of the tropical semiring. This gives a semiring isomorphic to \mathbb{R}_{tr} . Most statements of tropical geometry are independent of this choice, but sometimes care has to be taken (cf. Lemma 3.3).

To simplify the reading of tropical expressions, we adopt the following convention: If a (classical) expression is written in quotation marks, all arithmetic operations should be interpreted as tropical. Hence, if $x, y \in \mathbb{R}$ and $k \in \mathbb{N}_0$ we have for example " $x + y$ " = $\max(x, y)$, " xy " = $x + y$ and " x^k " = kx .

A *tropical monomial* in n variables is an expression of the form " $x_1^{a_1} \cdots x_n^{a_n}$ ", or in vector notation, " x^a ", where $x = (x_1, \dots, x_n) \in \mathbb{R}^n$ and $a = (a_1, \dots, a_n) \in \mathbb{N}_0^n$. Note that " x^a " = $a \cdot x$, where \cdot denotes the euclidean inner product in \mathbb{R}^n . A *tropical polynomial* is a tropical linear combination of tropical monomials, i.e.

$$(1) \quad f(x) = \sum_{a \in \mathcal{A}} \lambda_a x^a = \max_{a \in \mathcal{A}} \{\lambda_a + a \cdot x\},$$

where \mathcal{A} is a finite subset of \mathbb{N}_0^n , and $\lambda_a \in \mathbb{R}$ for each $a \in \mathcal{A}$. From the rightmost expression in (1) we see that as a function $\mathbb{R}^n \rightarrow \mathbb{R}$, f is concave and piecewise-linear. The *tropical hypersurface* $V_{tr}(f) \subseteq \mathbb{R}^n$ is defined to be the non-linear locus of $f: \mathbb{R}^n \rightarrow \mathbb{R}$. Equivalently, it is the set of points $x \in \mathbb{R}^n$ where the maximum in (1) is attained at least twice.

It is well known (see e.g. [3] and [4]) that $V_{tr}(f)$ is a connected polyhedral complex of pure dimension $n - 1$. As a subset of \mathbb{R}^n , $V_{tr}(f)$ is unbounded, although some of its cells may be bounded.

We next describe the very useful duality between a tropical hypersurface $V_{tr}(f)$ and a certain lattice subdivision. Let f be as in (1). As in classical algebraic geometry, we define the *Newton polytope* of f , $\text{Newton}(f)$, to be the convex hull of the exponent vectors, i.e., $\text{Newton}(f) := \text{conv}(\mathcal{A}) \subseteq \mathbb{R}^n$. Consider the function $\phi: \mathcal{A} \rightarrow \mathbb{R}$ given by $\phi(a) = \lambda_a$. As explained in section 2.3, ϕ induces a subdivision of $\text{Newton}(f)$, which we will call $\text{Subdiv}(f)$. Now, any element $\Delta \in \text{Subdiv}(f)$ of dimension at least 1, corresponds in a natural way to a subset $\Delta^\vee \subseteq V_{tr}(f)$. Namely, if the vertices of Δ are a_1, \dots, a_r , then Δ^\vee is the solution set of the equalities and inequalities

$$(2) \quad \lambda_{a_1} + a_1 \cdot x = \dots = \lambda_{a_r} + a_r \cdot x \geq \text{all terms } \lambda_b + b \cdot x \text{ where } b \in \mathcal{A} \setminus \{a_1, \dots, a_r\}.$$

That $\Delta^\vee \subseteq V_{tr}(f)$ follows immediately from the definition of $V_{tr}(f)$, once we observe that $r \geq 2$ (this is implied by the assumption $\dim \Delta \geq 1$). It is not hard to show that Δ^\vee is in fact a closed cell of $V_{tr}(f)$. Moreover, we have the following theorem (see [4]):

Theorem 3.1. *The association $\Delta \mapsto \Delta^\vee$ gives a one-to-one correspondence between the k -cells of $\text{Subdiv}(f)$ and the $(n - k)$ -cells of $V_{tr}(f)$, for each $k = 1, 2, \dots, n$. Furthermore, for any cells $\Delta, \Lambda \in \text{Subdiv}(f)$ of dimensions at least 1, we have that*

- i) If Δ is a face of Λ , then Λ^\vee is a face of Δ^\vee in $V_{tr}(f)$.*
- ii) The affine-linear subspaces $\text{Aff}(\Delta)$ and $\text{Aff}(\Delta^\vee)$ are orthogonal in \mathbb{R}^n .*
- iii) $\Delta \subseteq \partial(\text{Newton}(f))$ if and only if Δ^\vee is an unbounded cell of $V_{tr}(f)$.*

If C is a cell of $V_{tr}(f)$, we denote its corresponding cell in $\text{Subdiv}(f)$ by C^\vee . The cells C and C^\vee are said to be *dual* to each other.

Theorem 3.1 is independent of the choice of max or min as the tropical addition. However, the following lemma is not (cf. Remark 3.3 below. For lack of reference, we include a proof.

- Lemma 3.2.** *a) Let $X \subseteq \mathbb{R}^2$ be a tropical curve, and $E \in X$ a vertex. If C is an edge of X adjacent to E , then the outgoing direction vector of C from E is an outward normal vector of C^\vee relative to E^\vee .*
- b) Let X be a tropical hypersurface in \mathbb{R}^n , where $n \geq 2$, and let $C \subseteq X$ be a $(n - 1)$ -cell adjacent to a $(n - 2)$ -cell E . If v is an inward normal vector of E relative to C , then v is an outward normal vector of C^\vee relative to E^\vee .*

Proof. a) Let X be defined by the polynomial $f = \sum_{a \in \mathcal{A}} \lambda_a x^a = \max_{a \in \mathcal{A}} \{\lambda_a + a \cdot x\}$, where $\mathcal{A} \subseteq \mathbb{Z}^2$ is finite. Let E be a vertex of X , and C an edge of X adjacent to E . We consider first the case where C is bounded. Then C has a second endpoint F , and \overrightarrow{EF} is a direction vector of C pointing away from E . Dually, C^\vee is the common edge of the polygons E^\vee and F^\vee . Since we already know (by Theorem 3.1) that \overrightarrow{EF} is orthogonal to C^\vee , Lemma 2.1 implies that all we have to do is to show that $u \cdot \overrightarrow{EF} < 0$ for some vector u pointing inwards from C^\vee relative to E^\vee .

Let the vertices of E^\vee be a_1, a_2, \dots, a_r , named such that $C^\vee = \overrightarrow{a_1 a_2}$. Then $u = \overrightarrow{a_2 a_3}$ points inwards from C^\vee relative to E^\vee . We claim that $\overrightarrow{a_2 a_3} \cdot \overrightarrow{EF} < 0$. To prove this, observe that the vertex E satisfies the system of (in)equalities

$$(3) \quad \lambda_{a_1} + a_1 \cdot E = \lambda_{a_2} + a_2 \cdot E = \dots = \lambda_{a_r} + a_r \cdot E > \lambda_b + b \cdot E,$$

for all $b \in \mathcal{A} \setminus V(E^\vee)$. Similarly, F satisfies the relations

$$(4) \quad \lambda_{a_1} + a_1 \cdot F = \lambda_{a_2} + a_2 \cdot F = \dots = \lambda_c + c \cdot F = \dots > \lambda_d + d \cdot F,$$

for all $c \in V(F^\vee)$ and $d \in \mathcal{A} \setminus V(F^\vee)$. Now, in particular, (3) gives $a_2 \cdot E - a_3 \cdot E = \lambda_{a_3} - \lambda_{a_2}$, while (4) implies (setting $d = a_3$) that $a_2 \cdot F - a_3 \cdot F > \lambda_{a_3} - \lambda_{a_2}$. Combining this, we find:

$$\overrightarrow{a_2 a_3} \cdot \overrightarrow{EF} = (a_3 - a_2) \cdot (F - E) = a_3 \cdot F - a_2 \cdot F + a_2 \cdot E - a_3 \cdot E < \lambda_{a_2} - \lambda_{a_3} + \lambda_{a_3} - \lambda_{a_2} = 0.$$

This proves the claim, and therefore that \overrightarrow{EF} is an outer normal vector of C^\vee relative to E^\vee .

Finally we consider the case when C is unbounded. If C is unbounded, then $C^\vee \subseteq \partial(\text{Newton}(f))$. Let $f' = f + \lambda_b x^b$, where the exponent vector $b \in \mathbb{Z}^2$ is chosen outside of $\text{Newton}(f)$ in such a way that C^\vee is not in the boundary of $\text{Newton}(f')$. If the coefficient λ_b is set low enough, all elements of $\text{Subdiv}(f)$ will remain unchanged in $\text{Subdiv}(f')$. Furthermore, all vertices of X , and all direction vectors of the edges of X , remain unchanged in $V_{tr}(f')$. In particular, E is a vertex of $V_{tr}(f')$, and its adjacent edge whose dual is C^\vee , has the same direction vector as C . Since C^\vee is not in the boundary, we have reduced the problem to the bounded case above. This proves the lemma.

- b) Let π be the orthogonal projection of \mathbb{R}^n from $\text{Aff}(E)$ to $\text{Aff}(E^\vee) \simeq \mathbb{R}^2$. If C_1, \dots, C_r are the $(n - 1)$ -cells adjacent to E , then $\pi(C_1), \dots, \pi(C_r)$ are mapped to rays or line segments in $\text{Aff}(E^\vee)$, with $\pi(E)$ as their common endpoint. Furthermore, if v is an inward normal vector of E relative to C_i , then v is a direction vector of $\pi(C_i)$ pointing away from $\pi(E)$. The lemma now follows after repeating the argument from a). \square

Remark 3.3. For readers used to work over the semiring $(\mathbb{R}, \min, +)$ instead of $(\mathbb{R}, \max, +)$, note that when using min, the result of Lemma 3.2 changes: The vector v is then an *inward* normal vector of C^\vee relative to E^\vee .

3.1.1 Tropical surfaces in \mathbb{R}^3

A tropical hypersurfaces in \mathbb{R}^3 will be called simply a *tropical surface*. We will usually restrict our attention to those covered by the following definition:

Definition 3.4. Let $X = V_{tr}(f)$ be a tropical surface, and let $\delta \in \mathbb{N}$. We say that the *degree* of X is δ if $\text{Newton}(f)$ equals the simplex

$$\Gamma_\delta := \text{conv}\{(0, 0, 0), (\delta, 0, 0), (0, \delta, 0), (0, 0, \delta)\}.$$

We say that X is *smooth* if $\text{Subdiv}(f)$ is an elementary (unimodular) triangulation of Γ_δ .

We will frequently talk about a tropical surface X of degree δ without referring to any defining tropical polynomial. It is then to be understood that $X = V_{tr}(f)$ for some f with $\text{Newton}(f) = \Gamma_\delta$. In this setting, the notation Subdiv_X refers to $\text{Subdiv}(f)$.

A smooth tropical surface X of degree δ has many interesting properties. For example, since any elementary triangulation of Γ_δ has δ^3 maximal elements, X must have δ^3 vertices. Furthermore, any 1-cell $E \subseteq X$ has exactly 3 adjacent 2-cells, namely those dual to the sides of the triangle E^\vee . This last property makes it particularly easy to state and prove the so-called *balancing property*, or *zero-tension property* for smooth tropical surfaces. (A generalization of this holds for any tropical hypersurface. However, this involves assigning an integral *weight* to each maximal cell of X , a concept we will not need here.)

Lemma 3.5 (Balancing property for smooth tropical surfaces). *For any 1-cell E of a smooth surface X , consider the 2-cells C_1, C_2, C_3 adjacent to E . Choosing an orientation around E , each C_i has a unique primitive normal vector v_i compatible with this orientation. Then $v_1 + v_2 + v_3 = 0$.*

Proof. As explained above, C_1^\vee , C_2^\vee and C_3^\vee are the sides of the triangle E^\vee . Theorem 3.1 implies that C_i^\vee is parallel to v_i for each $i = 1, 2, 3$. In fact, since C_i^\vee is primitive (cf. the list of properties at the end of section 2.2), it coincides exactly with the primitive vector v_i . The vectors forming the sides of any polygon (following a given orientation), sum to zero, thus the lemma is proved. \square

Note that when $\dim E = 1$, Theorem 3.1 guarantees that $\dim E^\vee = 2$; in particular E^\vee is non-degenerate. This implies that no two of the vectors v_1, v_2, v_3 in Lemma 3.5 are parallel. Thus:

Lemma 3.6. *Let C_1, C_2, C_3 be the adjacent 2-cells to a 1-cell of a smooth tropical surface. Then C_1, C_2, C_3 span different planes in \mathbb{R}^3 .*

We conclude these introductory remarks on tropical surfaces with a description of some important group actions. Let S_4 be the group of permutations of 4 elements, so that S_4 is the symmetry group of the simplex Γ_δ . In the obvious way this gives an action of S_4 on the set of subdivisions of Γ_δ .

We can also define an action of S_4 on the set of tropical surfaces of degree δ . Let $X = V_{tr}(f)$, where $f(x_1, x_2, x_3) = \sum_{a \in \Gamma_\delta} \lambda_a x_1^{a_1} x_2^{a_2} x_3^{a_3}$. For a given permutation $\sigma \in S_4$, we define $\sigma(X)$ as follows. First, homogenize f , giving a polynomial in four variables:

$$f^{hom}(x_1, x_2, x_3, x_4) = \sum_{a \in \Gamma_\delta} \lambda_a x_1^{a_1} x_2^{a_2} x_3^{a_3} x_4^{\delta - a_1 - a_2 - a_3}.$$

Now σ acts on f^{hom} in the obvious way by permuting the variables, giving a new tropical polynomial $\sigma(f^{hom})$. Dehomogenizing again, we set $\sigma(f) := \sigma(f^{hom})(x_1, x_2, x_3, 0)$. (Note that 0 is the multiplicative identity element of \mathbb{R}_{tr} .) Finally, we define $\sigma(X)$ to be the surface $V_{tr}(\sigma(f))$. Clearly, $\sigma(X)$ is still of degree δ . The resulting action is compatible with the action of S_4 on the subdivisions of Γ_δ . In other words, $\text{Subdiv}_{\sigma(X)} = \sigma(\text{Subdiv}_X)$.

3.2 Tropical lines in \mathbb{R}^3

Let L be an unrooted tree with five edges, and six vertices, two of which are 3-valent and the rest 1-valent. We define a *tropical line in \mathbb{R}^3* to be any realization of L in \mathbb{R}^3 such that

- the realization is a polyhedral complex, with four unbounded rays (the 1-valent vertices of L are pushed to infinity),
- the unbounded rays have direction vectors $-e_1, -e_2, -e_3, e_1 + e_2 + e_3$,
- The realization is balanced at each vertex, i.e., the primitive integer vectors in the directions of all outgoing edges adjacent to a given vertex, sum to zero.

If the bounded edge has length zero, the tropical line is called *degenerate*. For non-degenerate tropical lines, there are three combinatorial types of tropical lines in \mathbb{R}^3 , as shown in figure 1. The combinatorial types of the lines in figure 1, from left to right, are denoted by $((12)(34))$, $((13)(24))$ and $((14)(23))$. Each innermost pair of digits indicate the directions of two adjacent rays.

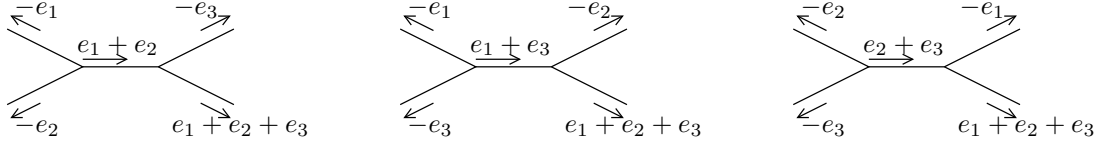


Figure 1: The combinatorial types of tropical lines in \mathbb{R}^3 .

Remark 3.7. This definition is equivalent to the more standard algebraic definition of tropical lines in \mathbb{R}^3 . See [3, Examples 2.8 and 3.8].

The *Tropical Grassmannian*, $G_{tr}(1, 3)$, is the space of all tropical lines in \mathbb{R}^3 . It is a polyhedral fan in \mathbb{R}^4 consisting of three maximal cones corresponding to the three combinatorial types of lines. These cones are glued along their common lineality space of dimension 3 (which corresponds to the rigid translations in \mathbb{R}^3).

Remark 3.8. One can define tropical lines in \mathbb{R}^n and their Grassmannians for any $n \geq 2$. A detailed description of these spaces are given in [5].

In classical geometry, any two distinct points lie on a unique line. When we turn to tropical lines, this is true only for generic points. In fact, for special choices of points P and Q there are infinitely many tropical lines passing through P and Q . The precise statement is as follows:

Lemma 3.9. *Let $P, Q \in \mathbb{R}^3$. There exist infinitely many tropical lines containing P and Q if and only if the coordinate vector $Q - P$ contains either a zero, or two equal coordinates. In all other cases, P and Q lie on a unique line.*

Definition 3.10. An infinite collection of tropical lines in \mathbb{R}^3 , is called a *two-point family* if there exist two points lying on all lines in the collection.

4 Constructing regular elementary triangulations

The aim of this section is to prove a precise version of the following: If P is a sufficiently nice polytope contained in Γ_δ , and P admits a regular, elementary triangulation (or *RE-triangulation* for short), then this can be extended to a RE-triangulation of Γ_δ . This fact and the lemmas building up to its proof are useful for proving existence of smooth tropical surfaces with particular properties.

We start with an easy observation, which we state in some generality for later convenience:

Lemma 4.1. *Suppose $P \subseteq \mathbb{R}^n$ is a lattice polytope, $F_1, F_2 \subseteq P$ are disjoint closed faces of P , and $\alpha_i: F_i \rightarrow \mathbb{R}$ is a lifting function for each $i = 1, 2$, such that the following properties are fulfilled:*

- a) $P = \text{conv}(F_1, F_2)$,
- b) $\dim(F_1) + \dim(F_2) = n - 1$,
- c) P contains no lattice points outside F_1 and F_2 ,
- d) α_i induces an primitive triangulation of F_i , with N_i maximal elements.

Then $\alpha: P \cap \mathbb{Z}^n \rightarrow \mathbb{R}$, defined by $\alpha(v) = \alpha_i(v)$ if $v \in F_i$, induces an primitive triangulation of P . This triangulation has $N_1 \cdot N_2$ maximal elements, each of which is of the form $\text{conv}(\Delta_1, \Delta_2)$, where $\Delta_i \subseteq F_i$ is a maximal element of the triangulation induced by α_i .

Proof. For each $i = 1, 2$, pick an arbitrary maximal element $\Delta_i \subseteq F_i$ of the triangulation induced by α_i , and let $T = \text{conv}(\Delta_1, \Delta_2)$. Then T is the convex hull of $\dim(F_1) + 1 + \dim(F_2) + 1 = n + 1$ lattice points, and is an primitive simplex contained in P . All we have to prove is that T is in the subdivision induced by α . To show this, it is enough to check that

$$(5) \quad \alpha(v) < \text{Aff}_{\alpha, T}(v),$$

for all $v \in (P \cap \mathbb{Z}^n) \setminus T$, where $\text{Aff}_{\alpha, T}$ is the unique affine function extending $\alpha|_T$ to all of \mathbb{R}^n . Suppose $v \in F_i$. Then v lies in the affine hull of Δ_i , which implies $\text{Aff}_{\alpha, T}(v) = \text{Aff}_{\alpha_i, \Delta_i}(v)$. Hence (5) is equivalent to $\alpha_i(v) < \text{Aff}_{\alpha_i, \Delta_i}(v)$. But this follows from the fact that Δ_i is an element of the subdivision induced by α_i . \square

Lemma 4.2. *Let P_1 and P_2 be lattice polytopes such that $P_1 \cup P_2$ is convex, and $F := P_1 \cap P_2$ is a facet of both. Let \mathcal{S}_1 and \mathcal{S}_2 be regular subdivisions of P_1 and P_2 respectively, such that the induced subdivisions on F are equal. Suppose furthermore that \mathcal{S}_1 and \mathcal{S}_2 have associated lifting functions α_1 and α_2 that are equal on F . Then $\mathcal{S}_1 \cup \mathcal{S}_2$ is a regular subdivision of $P_1 \cup P_2$.*

Proof. Let $L(x) = 0$ be the equation of the affine hyperplane spanned by F , and consider the lifting function $\alpha: P_1 \cup P_2 \rightarrow \mathbb{R}$ defined for any $\lambda \in \mathbb{R}$ by

$$\alpha(v) := \begin{cases} \alpha_1(v) & \text{if } v \in P_1, \\ \alpha_2(v) - \lambda L(v) & \text{if } v \in P_2. \end{cases}$$

For λ large enough, α is convex at every point of F , and the induced subdivisions on P_1 and P_2 will be \mathcal{T}_1 and \mathcal{T}_2 respectively. \square

Zooming in to \mathbb{R}^3 , we now prove an auxiliary result:

Lemma 4.3. *Let $d > e$ be natural numbers, and define the triangles $T_0, T_1 \subseteq \mathbb{R}^3$ by*

$$\begin{aligned} T_0 &= \text{conv}\{(0, 0, 0), (d, 0, 0), (0, d, 0)\}, \\ T_1 &= \text{conv}\{(0, 0, 1), (e, 0, 1), (0, e, 1)\}. \end{aligned}$$

Let \mathcal{T}_i be any RE-triangulation of T_i , $i = 0, 1$. Then there exists a RE-triangulation \mathcal{T} of the polytope $P = \text{conv}(T_0, T_1)$ such that $\mathcal{T}|_{T_i} = \mathcal{T}_i$ for $i = 0, 1$.

Proof. The strategy is as follows: We decompose P into three tetrahedra, find RE-triangulations of each of them, and show that these fit together to form a RE-triangulation of P . For $i = 0, 1$, let $\alpha_i: T_i \rightarrow \mathbb{R}$ be a lifting function associated to \mathcal{T}_i , and let $\alpha: P \rightarrow \mathbb{R}$ be defined by $\alpha(v) = \alpha_i(v)$ if $v \in T_i$.

The decomposition of a triangular prism into three tetrahedra is well known: Let

$$\begin{aligned} P_0 &= \text{conv}(T_0, (0, 0, 1)), \\ P_1 &= \text{conv}(T_1, (d, 0, 0)), \\ P_2 &= P \setminus (P_0 \cup P_1) = \text{conv}((d, 0, 0), (0, d, 0), (0, 0, 1), (0, e, 1)). \end{aligned}$$

Now we apply Lemma 4.1 three times: On P_0 (with $F_1 = T_0$, $F_2 = (0, 0, 1)$), on P_1 (with $F_1 = T_1$, $F_2 = (d, 0, 0)$), and finally on P_2 (with $F_1 = [(d, 0, 0), (0, d, 0)]$ and $F_2 = [(0, 0, 1), (0, e, 1)]$). In each case it follows that α restricted to P_i induces an primitive triangulation \mathcal{T}_i on P_i . \mathcal{T}_0 and \mathcal{T}_1 are obviously elementary: Their maximal elements are tetrahedra with base area $\frac{1}{2}$ and height 1. To see that \mathcal{T}_2 is elementary, note that \mathcal{T}_2 has de maximal elements (by Lemma 4.1d), since the faces $[(d, 0, 0), (0, d, 0)]$ and $[(0, 0, 1), (0, e, 1)]$ are "triangulated" into d and e pieces respectively.) On the other hand, $\text{vol}(P_2) = \frac{1}{6}de$, so \mathcal{T}_2 must be elementary.

Now use Lemma 4.2 twice: First let $P' = P_0 \cup P_2$. Obviously, since \mathcal{T}_0 and \mathcal{T}_2 come from the same lifting function, they induce the same triangulation on $P_0 \cap P_2$. Thus, the lemma guarantees that $\mathcal{T}_0 \cup \mathcal{T}_2$ is a RE-triangulation on P' . Also, as seen in the proof of the lemma, we can find an associated lifting function which is equal to α on P_2 . But then we can use Lemma 4.2 again, on $P = P' \cup P_1$. We conclude that $\mathcal{T}_0 \cup \mathcal{T}_1 \cup \mathcal{T}_2$ is a RE-triangulation of P . \square

Corollary 4.4. *Let $\Gamma \subseteq \mathbb{R}^3$ be a lattice polytope congruent to Γ_δ for some δ . Then any RE-triangulation of one of its facets can be extended to a RE-triangulation of Γ .*

Proof. After translating and rotating, we can assume that $\Gamma = \Gamma_\delta$, and that the triangulated facet is the one at the bottom, i.e., T_0 in the above lemma. Now choose any RE-triangulation of each triangle $T_k := \text{conv}\{(0, 0, k), (\delta - k, 0, k), (0, \delta - k, k)\}$, $k = 1, \dots, \delta$. The lemma then implies that each layer (of height 1) $\text{conv}(T_{k-1}, T_k)$ has a RE-triangulation extending these. Finally we can glue these together one by one, as in Lemma 4.2. \square

To simplify the statement of the main result in this section, we introduce the following notion: We say that a lattice polytope $P \subseteq \Gamma_\delta$ is a *truncated* version of Γ_δ , if P results from chopping off one or several corners of Γ_δ such that i) each chopped off piece is congruent to Γ_s for some $s < \delta$, and ii) any two chopped off pieces have disjoint interiors.

Proposition 4.5. *Let P be a truncated version of Γ_δ for some $d \in \mathbb{N}$. If \mathcal{T} is a RE-triangulation of P , then \mathcal{T} can be extended to a RE-triangulation of $\Gamma_{\delta'}$ for any natural number $\delta' \geq \delta$.*

Proof. Each "missing piece" is a tetrahedron congruent to Γ_s for some integer $s < \delta$, with a RE-triangulation (induced by \mathcal{T}) on one of its facets. Hence, by Corollary 4.4, each missing piece has a RE-triangulation that fits. By Lemma 4.2, we can glue these triangulations onto \mathcal{T} one by one, making a RE-triangulation \mathcal{T}' of Γ_δ .

Finally, for any $\delta' \geq \delta$, we can extend \mathcal{T}' to $\Gamma_{\delta'}$. Indeed, this can be done using Lemmas 4.3 (after suitable translation/rotation) and 4.2 in a similar way as in Corollary 4.4, choosing arbitrary triangulations of the cross sections $\text{conv}\{(\delta'', 0, 0), (0, \delta'', 0), (0, 0, \delta'')\}$, where $\delta < \delta'' \leq \delta'$. \square

5 Polytopes with exits in Γ_δ

Let $\omega_1, \omega_2, \omega_3, \omega_4$ be the vectors $-e_1, -e_2, -e_3$ and $e_1 + e_2 + e_3$, respectively. For any $\delta \in \mathbb{N}$, and each $i = 1, 2, 3, 4$, let F_i be the facet of Γ_δ with ω_i as an outwards normal vector. For any $p \in \mathbb{R}^n$, let $\ell_{p,i}$ be the unbounded ray emanating from p in the direction of ω_i . Hence any tropical line in \mathbb{R}^3 with vertices v_1 and v_2 , contain the rays $\ell_{v_1, i_1}, \ell_{v_1, i_2}, \ell_{v_2, i_3}, \ell_{v_2, i_4}$ for some permutation (i_1, i_2, i_3, i_4) of $(1, 2, 3, 4)$. The central theme of this paper is to examine under what conditions a tropical line can be contained in a tropical surface. A simple, but crucial observation is the following:

Lemma 5.1. *Let C be a (closed) 2-cell of a tropical surface. Then,*

$$\ell_{p,i} \subseteq C \text{ for any point } p \in C \iff \text{one of the edges of } C^\vee \text{ lies in } F_i.$$

Motivated by this lemma, we make the following definition:

Definition 5.2. Let Δ be a lattice polytope contained in Γ_δ . We say that Δ has an *exit in the direction of ω_i* if $\dim(\Delta \cap F_i) \geq 1$. If Δ has exits in the directions of k of the ω_i 's, we say that Δ has k exits.

It is a fun task to establish how many exits different types of subpolytopes of Γ_δ can have. We leave the proof of this lemma to the reader:

Lemma 5.3. *If $\delta \geq 2$, then a primitive triangle in Γ_δ can have at most 3 exits.*

The case of tetrahedra with 4 exits in Γ_δ is an interesting one, and will be important for us towards the end of the paper. Let \mathcal{T}_δ^4 be the set of all such tetrahedra. We proceed to give a classification of the elements of \mathcal{T}_δ^4 , and analyze under what conditions they can be elementary.

An (unordered) collection of four subsets of $[4] = \{1, 2, 3, 4\}$ will be called a *good distribution* if each $i \in [4]$ is contained in exactly two of the subsets. Let \mathcal{F} be the set of all good distributions. For a lattice tetrahedron $T \subseteq \Gamma_\delta$, we see that T has four exits if and only if one can assign to each vertex of T a subset of $[4]$ such that

- each vertex is contained in $\bigcap F_i$, where the index i runs through the assigned subset, and
- the assigned subsets form a good distribution.

If such an assignment is possible, we say that the resulting good distribution is associated to T . Note that T can have several associated good distributions. For example, the tetrahedron in Γ_2 with vertices $(0, 0, 0)$, $(0, 0, 1)$, $(1, 1, 0)$, $(1, 0, 1)$ has two: $\{1, 2, 3\}, \{1, 2\}, \{3, 4\}, \{4\}$ and $\{2, 3\}, \{1, 2\}, \{3, 4\}, \{1, 4\}$.

The observations above show that for each $\delta \in \mathbb{N}$ we have a multivalued set-theoretic map $\pi_\delta: \mathcal{T}_\delta^4 \rightarrow \mathcal{F}$, taking a tetrahedron to its associated good distributions. This map is compatible with the obvious group actions of S_4 on \mathcal{T}_δ^4 and \mathcal{F} . More precisely, if $c \in \mathcal{F}$, $T \in \mathcal{T}_\delta^4$ and $\sigma \in S_4$, we have that c is associated to T if and only if $\sigma(c)$ is associated to $\sigma(T)$. Hence, the image of π_δ is a union of orbits in \mathcal{F} .

It is easy to see that π_δ is not surjective. For instance any collection of the form $\{1, 2, 3, 4\}, \{\dots\}, \{\dots\}, \{\dots\}$ cannot be in the image, as no vertex can lie on all four facets. Likewise, $\{1, 2, 3\}, \{1, 2, 3\}, \{4\}, \{4\}$ is not associated to a tetrahedron, since two vertices coincide. A direct check shows that the image of π_δ is the union of six orbits. Taking the inverse images of these under π_δ^{-1} , we get the following:

Lemma 5.4. *The set \mathcal{T}_δ^4 is covered by the subsets*

$$\begin{aligned} \mathcal{G}_\delta^1 &:= \pi_\delta^{-1}(S_4(\{1, 2, 3\}, \{1, 2, 4\}, \{3\}, \{4\})), & \mathcal{G}_\delta^2 &:= \pi_\delta^{-1}(S_4(\{1, 2, 3\}, \{1, 2, 4\}, \{3, 4\}, \{\})) \\ \mathcal{G}_\delta^3 &:= \pi_\delta^{-1}(S_4(\{1, 2\}, \{1, 2\}, \{3, 4\}, \{3, 4\})), & \mathcal{G}_\delta^4 &:= \pi_\delta^{-1}(S_4(\{1, 2, 3\}, \{1, 2\}, \{3, 4\}, \{4\})), \\ \mathcal{G}_\delta^5 &:= \pi_\delta^{-1}(S_4(\{1, 2, 3\}, \{1, 4\}, \{2, 4\}, \{3\})), & \mathcal{G}_\delta^6 &:= \pi_\delta^{-1}(S_4(\{1, 2\}, \{1, 3\}, \{2, 4\}, \{3, 4\})). \end{aligned}$$

Note that since π_δ is multivalued, the subsets \mathcal{G}_δ^j can be overlapping.

In the special case $\delta = 1$, we have trivially that for all $j = 1, \dots, 6$, \mathcal{G}_1^j consists of a single tetrahedron, namely Γ_1 itself. Note that Γ_1 is elementary. More generally, let for any $\delta \in \mathbb{N}$, and each $j = 1, \dots, 6$,

$$(6) \quad \mathcal{E}_\delta^j := \{T \in \mathcal{G}_\delta^j \mid T \text{ is elementary}\}.$$

Proposition 5.5. *Let $\delta \geq 2$ be a natural number. Then*

- $\mathcal{E}_\delta^1 = \mathcal{E}_\delta^2 = \mathcal{E}_\delta^3 = \emptyset$.
- $\mathcal{E}_\delta^4 \cap \mathcal{E}_\delta^5 \neq \emptyset$.
- $\mathcal{E}_\delta^5 \setminus (\mathcal{E}_\delta^1 \cup \mathcal{E}_\delta^2 \cup \mathcal{E}_\delta^3 \cup \mathcal{E}_\delta^4 \cup \mathcal{E}_\delta^6) = \emptyset$.
- $\mathcal{E}_\delta^6 \setminus (\mathcal{E}_\delta^1 \cup \mathcal{E}_\delta^2 \cup \mathcal{E}_\delta^3 \cup \mathcal{E}_\delta^4 \cup \mathcal{E}_\delta^5) \neq \emptyset \iff \delta \text{ is an odd number not equal to 3, or an even number not contained in a certain sequence, starting with } 2, 4, 6, 8, 14, 16, 18, 20, 26, 30, 56, 76, \dots$

Proof. a) Any tetrahedron T in \mathcal{G}_δ^1 or \mathcal{G}_δ^2 contains a complete edge of Γ_δ . Such an edge is not primitive when $\delta > 1$, hence T cannot be elementary.

If $T \in \mathcal{G}_\delta^3$, then (modulo the action of S_4) the vertices of T are of the form $(0, 0, a), (0, 0, b), (c, \delta - c, 0), (d, \delta - d, 0)$. Its volume is

$$\left| \frac{1}{6} \begin{vmatrix} 0 & 0 & a & 1 \\ 0 & 0 & b & 1 \\ c & \delta - c & 0 & 1 \\ d & \delta - d & 0 & 1 \end{vmatrix} \right| = \left| \frac{1}{6} \delta (a - b)(c - d) \right|,$$

which is either equal to 0 or $\geq \frac{\delta}{6}$. Hence $T \notin \mathcal{E}_\delta$ when $\delta > 1$.

b) Given any natural number δ , let T be the convex hull of $(0, 0, 0), (1, 0, 0), (\delta - 1, 0, 1)$ and $(0, 1, \delta - 1)$. Then $T \in \mathcal{G}_\delta^4 \cap \mathcal{G}_\delta^5$. Also, $\text{vol}(T) = \frac{1}{6}$, so T is elementary.

c) Any $T \in \mathcal{G}_\delta^5$ has (modulo S_4) vertices with coordinates $(0, 0, 0), (\delta - a, 0, a), (0, b, \delta - b)$, and $(c, d, 0)$, where a, b, c, d are natural numbers such that $0 \leq a, b, c, d \leq \delta$ and $c + d \leq \delta$. Furthermore, if $T \notin \mathcal{G}_\delta^j$ for all $j \neq 5$, then all these inequalities are strict. If T is elementary, we must have $\text{vol}(T) = \frac{1}{6}$, which implies that

$$(7) \quad 6 \text{vol}(T) = \left| \begin{vmatrix} \delta - a & 0 & a & 1 \\ 0 & b & \delta - b & 1 \\ c & d & 0 & 1 \end{vmatrix} \right| = |abc + (\delta - a)(\delta - b)d|$$

is equal to 1. This is impossible when $\delta \geq 2$, as shown in Lemma 5.6 below.

d) The vertices of $T \in \mathcal{G}_\delta^6 \setminus (\mathcal{G}_\delta^1 \cup \mathcal{G}_\delta^2 \cup \mathcal{G}_\delta^3 \cup \mathcal{G}_\delta^4 \cup \mathcal{G}_\delta^5)$ are (modulo S_4) of the form $(a, 0, 0), (0, b, 0), (0, c, \delta - c)$, and $(d, 0, \delta - d)$, where $1 \leq a, b, c, d \leq \delta - 1$. We find

$$6 \text{vol}(T) = |ac(\delta - b - d) - bd(\delta - a - c)| =: f(\delta, a, b, c, d).$$

When $\delta = 3$, it is straightforward to check by hand that the equation $f(\delta, a, b, c, d) = 1$ has no solutions in the required domain. However, if $\delta = 2n + 1$ for any $n \geq 2$, then $(a, b, c, d) = (n - 1, n, n + 1, n)$ is a solution, since $f(2n + 1, n - 1, n, n, n + 1) = |(n - 1)(n + 1) - n^2| = 1$.

When δ is even we do not have any general results. A computer search shows that the equation $f(\delta, a, b, c, d) = 1$ has solutions (in the allowable domain) for all δ less than 500 except for $\delta \in \{2, 4, 6, 8, 14, 16, 18, 20, 26, 30, 56, 76\}$. It would be interesting to know whether more exceptions exist. \square

Lemma 5.6. *The diophantine equation*

$$abc + (\delta - a)(\delta - b)d = \pm 1$$

has no integer solutions in the domain $1 \leq a, b \leq \delta - 1, c, d \neq 0$.

Proof. Keep $c, d \in \mathbb{Z} \setminus \{0\}$ and $\delta \in \mathbb{N}$ fixed, and let ϵ be either 1 or -1 . Then the equation $cxy + d(\delta - x)(\delta - y) = \epsilon$ describes a hyperbola C intersecting the x -axis in $x^* = (\delta - \frac{\epsilon}{d\delta}, 0)$ and the y -axis in $y^* = (0, \delta - \frac{\epsilon}{c\delta})$. Observe that $\delta - \frac{\epsilon}{d\delta}$ is strictly bigger than $\delta - 1$, and furthermore that the slope $y'(x) = \frac{d(\delta - y) - cy}{cx - d(\delta - x)}$ is positive at both x^* and y^* . It follows that C never meets the square $1 \leq x, y \leq \delta - 1$. This proves the lemma. \square

6 General properties of tropical lines on smooth tropical surfaces

From now on, unless explicitly stated otherwise, X will always be a smooth tropical surface of degree δ in \mathbb{R}^3 , and L a tropical line in \mathbb{R}^3 . We fix the notation ℓ_1, \dots, ℓ_4 for the unbounded rays of L in the directions $-e_1, -e_2, -e_3$ and $e_1 + e_2 + e_3$, respectively, and ℓ_5 the bounded line segment.

Any tropical surface X induces a map c_X from the underlying point set of X to the set of cells of X , mapping a point on X to the minimal cell (w.r.t. inclusion) on X containing it. In particular we introduce the following notion: If v is a vertex of $L \subseteq X$, and $\dim c_X(v) = k$, we say that v is a k -vertex of L (on X).

An important concept for us is the possibility of a line segment on X to pass from one cell to another. When X is smooth, it turns out that this can only happen in one specific way, making life a lot simpler for us. We prove this after giving a precise definition:

Definition 6.1. Let X be a tropical surface (not necessarily smooth), and let $\ell \subseteq X$ be an (affine-linear) ray or line segment. Let $\mathcal{C}_X(\ell)$ be the set

$$\mathcal{C}_X(\ell) := \{c_X(p) \mid p \in \ell, \text{ and } c_X(q) = c_X(p) \text{ for all } q \in \ell \text{ sufficiently close to } p\}.$$

If $|\mathcal{C}_X(\ell)| \geq 2$, then we say that ℓ is *trespassing* on X .

Note that $\mathcal{C}_X(\ell)$ consists of the cells $C \subseteq X$ which satisfy $\dim(\text{int}(C) \cap \ell) \geq 1$. Thus Definition 6.1 corresponds well to the intuitive concept of "passing from one cell to another".

Lemma 6.2. Suppose X is smooth, and that $\ell \subseteq X$ is a trespassing line segment such that

$$\mathcal{C}_X(\ell) = \{C, C'\}.$$

Then C and C' are maximal cells on X , whose intersection is a single vertex of X .

Proof. Let $E = C \cap C'$, and let v be a direction vector of ℓ . Clearly, $\dim E$ is either 1 or 0. If E is a 1-cell, then C and C' are 2-cells adjacent to E . But since X is smooth, Lemma 3.6 implies that ℓ cannot intersect the interiors of both C and C' , contradicting that $\mathcal{C}_X(\ell) = \{C, C'\}$.

Hence $\dim E = 0$, i.e., E is a vertex of X . Since X is smooth, E^\vee is a tetrahedron in Subdiv_X . Now, if $\dim C = \dim C' = 1$, then both C and C' are parallel to v , implying that E^\vee has two parallel facets (C^\vee and C'^\vee). This contradicts that E^\vee is a tetrahedron. The case where $\dim C = 1$ and $\dim C' = 2$ (or vice versa) is also impossible. Here, C^\vee and C'^\vee would be, respectively, a facet and an edge of E^\vee , where v is the normal vector of C^\vee and v also is normal to C'^\vee (since C'^\vee is normal to C' which contains ℓ). This would lead to E^\vee being degenerate. The only possibility left is that $\dim C = \dim C' = 2$, in other words that C and C' are both maximal. This proves the lemma. \square

In the following, we will call a tropical line L trespassing on X , if $L \subseteq X$, and at least one of the edges of L is trespassing. Obviously, Lemma 6.2 implies that:

Corollary 6.3. Any trespassing tropical line on X contains a vertex of X .

Proof. By definition, a trespassing tropical line on X has a trespassing edge (either a ray or a line segment). Then we can find a line segment ℓ contained in this edge, such that $|\mathcal{C}_X(\ell)| = 2$. By Lemma 6.2, ℓ contains a vertex of X . \square

Lemma 6.4. Suppose $L \subseteq X$ is non-degenerate, and that L has a 1-vertex v on X . Let $E = c_X(v)$. Then we have:

- a) E contains no other points of L .
- b) The edges of the triangle $E^\vee \subseteq \text{Subdiv}_X$ are orthogonal to the vectors ω_i , ω_j and $\omega_i + \omega_j$ (in some order), where ω_i and ω_j are the directions of the unbounded edges of L adjacent to v .

Proof. a) Since L is non-degenerate, v has exactly three adjacent edges. Let m_1, m_2, m_3 be the intersections of these with a neighborhood of v , small enough so that each m_i is contained in a closed cell of X . It is sufficient to prove that none of these segments are contained in E . Assume otherwise that $m_1 \subseteq E$. Since $v \in \text{int}(E)$, the only other cells of X meeting v are the three (since X is smooth) 2-cells adjacent to E . Hence $m_2 \subseteq C$ and $m_3 \subseteq C'$, where C and C' are 2-cells adjacent to E . We must have $C \neq C'$, otherwise L cannot be balanced at v . But then, since X is smooth, C and C' span different planes in \mathbb{R}^3 (see Lemma 3.6). This again contradicts the balancing property of L at v . Indeed, balance at v immediately implies that the plane spanned by m_1 and m_2 equals the plane spanned by m_1 and m_3 .

b) Follows from a) and Lemma 3.6. \square

Corollary 6.5. Let v_1 and v_2 be the (possibly coinciding) vertices of $L \subseteq X$, and let $V_i = c_X(v_i)$ for $i = 1, 2$. Then L is degenerate if and only if $V_1 = V_2$.

Proof. One implication is true by definition. For the other implication, suppose $V_1 = V_2 =: V$. If $\dim V = 0$, then L is clearly degenerate. If $\dim V = 1$, then we must have $v_1 = v_2$ (indeed, $v_1 \neq v_2$ would contradict Lemma 6.4a)), thus L is degenerate. Finally, $\dim V$ cannot be 2, as this would imply the absurdity that V spans \mathbb{R}^3 . \square

We are now ready to prove the following proposition:

Proposition 6.6. If $\deg X \geq 3$, then any tropical line $L \subseteq X$ passes through at least one vertex of X .

Proof. Suppose $L \cap X^0 = \emptyset$. By Corollary 6.3, L must be non-trespassing. Also, L cannot be degenerate. Indeed, if it were, let v be its vertex. Then $c_X(v)^\vee$ would have to be a primitive triangle in Γ_δ with four exits, contradicting Lemma 5.3. For non-degenerate lines, it is easy to rule out all cases except for one, namely when both of L 's vertices are 1-vertices (necessarily on different edges on X), as suggested to the left in figure 2. We can assume w.l.o.g. that the combinatorial type L is $((1, 2), (3, 4))$. Applying Lemma 6.4b), it is clear that Subdiv_X contains two triangles with a common edge, with exits as shown to the right in figure 2. The points A, B, C, D lie on $F_{14}, F_{23}, F_{12}, F_{34}$ respectively, and the middle edge AB is orthogonal to $e_1 + e_2$. It follows that the points are situated as in figure 3, with coordinates of the form $A = (a, 0, 0)$, $B = (0, a, \delta - a)$, $C = (0, 0, c)$ and $D = (d, \delta - d, 0)$. Since X is smooth, the triangles ABC and ABD must be facets of some elementary tetrahedra $ABCP$ and $ABDQ$. Setting $P = (p_1, p_2, p_3)$ and $Q = (q_1, q_2, q_3)$ we find that

$$6 \text{ vol}(ABCP) = \left| \begin{vmatrix} a & 0 & 0 & 1 \\ 0 & a & \delta - a & 1 \\ 0 & 0 & c & 1 \\ p_1 & p_2 & p_3 & 1 \end{vmatrix} \right| = |a(ac + \delta p_2 - ap_2 - ap_3 - c_2 - cp_1)|,$$

implying that $a = 1$, and similarly that

$$6 \text{ vol}(ABDQ) = \left| \begin{vmatrix} a & 0 & 0 & 1 \\ 0 & a & \delta - a & 1 \\ d & \delta - d & 0 & 1 \\ q_1 & q_2 & q_3 & 1 \end{vmatrix} \right| = |(\delta - a)(da - \delta a + aq_2 + aq_3 + \delta q_1 - dq_2 - dq_1)|,$$

necessitating $\delta - a = 1$. Hence we conclude that $\delta = 2$, as claimed. \square

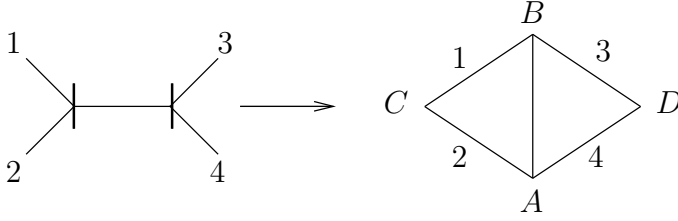


Figure 2: A tropical line not containing any vertices of X .

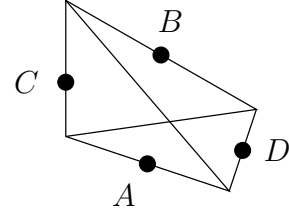


Figure 3:

7 Tropical lines on smooth tropical quadric surfaces

The aim of this section is to prove a tropical analogue of the following famous theorem in classical geometry: A smooth algebraic surface of degree two has two rulings of lines.

We begin by describing the compact maximal cells of a smooth tropical quadric. It turns out that there is always exactly one such cell:

Proposition 7.1. *A smooth tropical quadric surface has a unique compact 2-cell. This cell has a normal vector of the form $-e_i + e_j + e_k$, for some permutation (i, j, k) of the numbers $(1, 2, 3)$.*

Proof. Let X be the smooth quadric. A compact 2-cell of X corresponds to a 1-cell in Subdiv_X in the interior of the Newton polytope Γ_2 . Such 1-cells will in the following be called *diagonals*.

The only possible diagonals in Γ_2 are the line segments (see figure 4)

$$(8) \quad PP' = \overline{(1, 0, 0), (0, 1, 1)}, \quad QQ' = \overline{(1, 0, 1), (0, 1, 0)} \quad \text{and} \quad RR' = \overline{(0, 0, 1), (1, 1, 0)}.$$

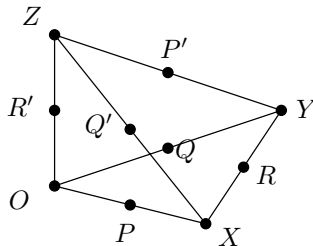


Figure 4: The lattice points in Γ_2 .

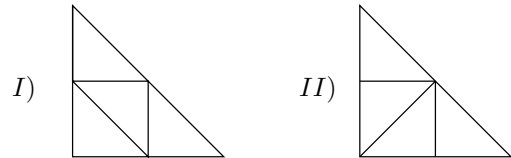


Figure 5: The two unique (up to symmetry) elementary triangulations of a lattice triangle with side length 2.

Note that all these intersect in $(\frac{1}{2}, \frac{1}{2}, \frac{1}{2}) \notin \mathbb{Z}^3$, so at most one of them can be in Subdiv_X . This proves uniqueness. To complete the proof we must show that Subdiv_X contains at least one diagonal. (The final statement in the proposition follows trivially from the direction vectors of the diagonals in (8).)

Since X is smooth, Subdiv_X is an elementary triangulation of Γ_2 . In particular, the induced subdivisions of the four facets of Γ_2 are also elementary triangulations. Up to symmetry, there are only two possibilities for these triangulations, shown as *I* and *II* in figure 5. Suppose the triangulation of the bottom facet is of type *I*. Then, in particular, it contains the triangle $\triangle PQR$ as an element. Let $T \in \text{Subdiv}_X$ be the (unique) elementary tetrahedron having this triangle as a facet. For T to have volume $\frac{1}{6}$, its height must be 1, so the fourth vertex is either P' , Q' or R' . In either case, T contains one of the diagonals (8) as an edge.

The same argument can be used on the three other facets of Γ_2 , so we are left with the case where all the subdivisions induced on the facets are of type II (cf. figure 5). Suppose this is the case, and that Subdiv_X contains no diagonals. We will show that this leads to a contradiction.

Figure 6 shows three of the facets of Γ_2 folded out. Starting from the bottom facet OXY (drawn in bold lines in figure 6), we can assume (after a rotation if necessary) that its induced subdivision is as in figure 6. Now, since Subdiv_X contains neither PP' , QQ' nor RR' , the tetrahedron containing OPR as a facet, must have Q' as its fourth vertex. Similarly, the other three tetrahedra on the bottom of Subdiv_X are uniquely determined. This in turn determines the subdivision of the facet OYZ , and the corresponding closest tetrahedra (see figure 6). In particular, it follows that $P'Q' \in \text{Subdiv}_X$. But turning to the facet XYZ , this quickly leads to a contradiction. Indeed, we already know that $P'R$ and $Q'R$ are in Subdiv_X . Together with $P'Q'$, this implies that the induced subdivision of XYZ is of type I, violating the assumption. \square

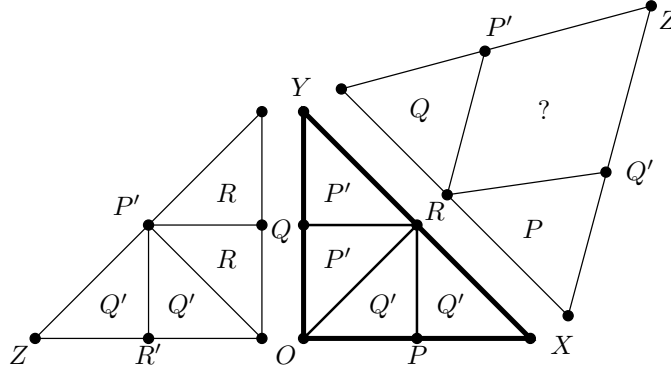


Figure 6: Induced subdivisions on three facets of Γ_2 . A letter inside a triangle indicates the fourth point in the corresponding tetrahedron. The points X, Y, Z, O are $(2, 0, 0), (0, 2, 0), (0, 0, 2), (0, 0, 0)$ respectively.

Let \overline{X} denote the compact 2-cell of X found in Proposition 7.1. Our main result about lines on quadrics is the following:

Theorem 7.2. *For each point $p \in \overline{X}$ there exist two distinct tropical lines on X passing through p .*

Proof. We can assume (using if necessary the action of S_4) that \overline{X} has a normal vector $-e_1 + e_2 + e_3$, i.e., that the edge in Subdiv_X corresponding to \overline{X} is PP' (see figure 4). Let p be any point on \overline{X} , and consider the line given by $p + t(e_1 + e_2)$, $t \in \mathbb{R}$. Let L^- and L^+ be the rays where $t \leq 0$ and $t \geq 0$ respectively, and let p^-, p^+ be the points on the boundary of \overline{X} where L^- and L^+ leave \overline{X} . We will show that the tropical line L_p with vertices p^- and p^+ , lie on X .

Let $E^- := c_X(p^-)$ and $E^+ := c_X(p^+)$. If E^- (resp. E^+) is a vertex, redefine it to be any adjacent edge (of \overline{X}) not parallel to v . To prove that $L_p \subseteq X$, it is enough to show that in the subdivision, the triangle $(E^-)^\vee$ has exits in the directions ω_1, ω_2 , while $(E^+)^\vee$ has exits in the directions ω_3, ω_4 (cf. Lemma 5.1).

The boundary of \overline{X} is made up precisely by the 1-cells of X whose dual triangles in Subdiv_X has PP' as one edge. In particular there are lattice points $A, B \in \Gamma_2$ such that $(E^-)^\vee = \triangle APP'$ and $(E^+)^\vee = \triangle BPP'$. We claim that

$$(9) \quad A \text{ and } B \text{ lies on the edges } F_{12} \text{ and } F_{34} \text{ respectively.}$$

If this claim is true, it follows immediately that the triangles $\triangle APP'$ and $\triangle BPP'$ have the required exits, and therefore that $L_p \subseteq X$. To prove the claim, we utilize Lemma 7.3 below. By the construction of E^- , it is clear that the vector $e_1 + e_2$ points inwards from E^- into \overline{X} . The lemma then

implies that $(e_1 + e_2) \cdot u < 0$ for all vectors u pointing inwards from PP' into $\triangle APP'$. In particular, choosing u as the vector from P to $A = (a_1, a_2, a_3)$, this gives $a_1 + a_2 < 1$. The only lattice points in Γ_2 satisfying this are those on F_{12} , so $A \in F_{12}$. That $B \in F_{34}$ follows similarly. This proves the claim, and we conclude that $L_p \subseteq X$.

Next, consider the affine line $p + t(e_1 + e_3)$, $t \in \mathbb{R}$. The points where this line leaves \overline{X} are again the vertices of a tropical line, L_2 , which we claim is contained in X . Indeed, after first swapping the coordinates e_2 and e_3 (i.e., letting the transposition $\sigma = (23) \in S_4$ act on X), the above proof can be repeated word for word. (See figure 7) \square

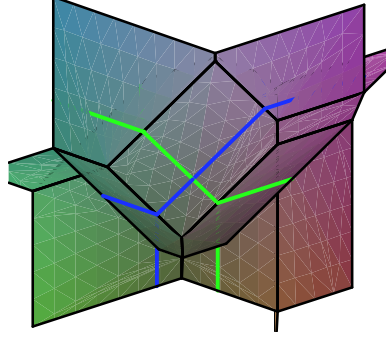


Figure 7: A smooth quadric surface X , with two tropical lines passing through a point in \overline{X} .

Lemma 7.3. *Let E be an edge of a 2-cell C on a tropical surface. For any vector v pointing inwards from E into C , and any vector u pointing inwards from C^\vee into E^\vee , we have*

$$v \cdot u < 0.$$

Proof. Let n be the unit inwards normal vector of E relative to C . By Lemma 3.2, n is an outwards normal vector of C^\vee relative to E^\vee . In particular, we have $v \cdot n > 0$ and $u \cdot n < 0$. (See figure 8.)

For $v = n$, the lemma is clearly true, so assume $v \neq n$. The vector product $v \times n$ is then a normal vector of C , and therefore a direction vector of C^\vee . Hence $u \times (v \times n)$ is a normal vector of E^\vee , i.e., it is a direction vector of E . But since n is a normal vector of E , this implies that $[u \times (v \times n)] \cdot n = 0$. Expanding this, using the familiar formula $a \times (b \times c) = (a \cdot c)b - (a \cdot b)c$, we find that

$$(u \cdot n)(v \cdot n) = (u \cdot v)(n \cdot n) = u \cdot v.$$

(In the last step we used that $|n| = 1$.) The lemma follows from this, since $u \cdot n < 0$ and $v \cdot n > 0$. \square

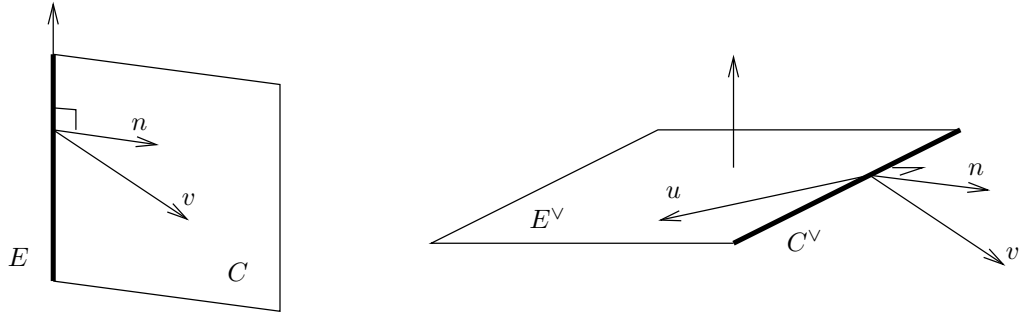


Figure 8: Illustration of Lemma 7.3.

8 Two-point families on X

To any $L \subseteq X$, with edges ℓ_1, \dots, ℓ_5 , we can associate a set of data, $\mathcal{D}_X(L) = \{V_1, V_2, \mathcal{C}_1, \mathcal{C}_2, \dots, \mathcal{C}_5, \kappa\}$, where,

- $V_i = c_X(v_i)$, where v_1, v_2 are the (possibly coinciding) vertices of L .
- \mathcal{C}_i is the set $\mathcal{C}_X(\ell_i)$ (cf. Definition 6.1).
- κ is the combinatorial type of L .

Recall in particular that ℓ_i is trespassing on X if and only if $|\mathcal{C}_i| \geq 2$.

One might wonder if different tropical lines on X can have the same set of data. It is not hard to imagine an example giving an affirmative answer, e.g. as in figure 9. In this figure one of the line's vertices can be moved along the middle segment, creating infinitely many tropical lines with the same set of data. Interestingly, the collection of all these tropical lines is a two-point family. As we will show in the remainder of this section, this is not a coincidence.

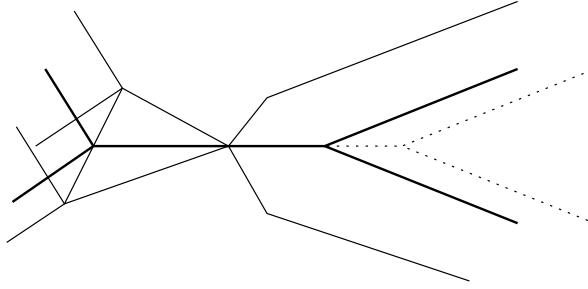


Figure 9: A two-point family of tropical lines on a tropical surface.

By a perturbation of a point $p \in \mathbb{R}^3$ we mean a continuous map $\mu: [0, 1] \rightarrow \mathbb{R}^3$, possibly constant, such that $\mu(0) = p$.

Definition 8.1. A tropical line $L \subseteq X$ can be *perturbed on X* if there exist perturbations μ_1 and μ_2 - not both constant - of the vertices of L such that for all $t \in [0, 1]$, $\mu_1(t)$ and $\mu_2(t)$ are the vertices of a tropical line $L_t \subseteq X$. In this case, we call the map $[0, 1] \rightarrow G_{tr}(1, 3)$ given by $t \mapsto L_t$ a *perturbation of L on X* .

If L is degenerate, we think of L as having two coinciding vertices. Thus Definition 8.1 allows perturbations of L where the vertices are separated, creating non-degenerate lines.

By a *two-point family of tropical lines on X* , or simply a two-point family on X , we mean a two-point family of tropical lines, all of which are contained in X . A two-point family on X is *maximal* (on X) if it is not contained in any strictly larger two-point family on X . A tropical line on X is *isolated* if it does not belong to any two-point family on X .

Special perturbations, as the one in figure 9, give rise to two-point families on X . We state a straightforward generalization of this example in the following lemma, for later reference. Note that if μ is a perturbation of L on X , we say that the vertex v_i is *perturbed along an edge of L* , if $\text{im}(\mu_i) \subseteq \text{Aff}(\ell)$ for some edge $\ell \subseteq L$ (cf. the notation in Definition 8.1).

Lemma 8.2. *If a non-degenerate $L \subseteq X$ has a perturbation on X where at least one of the vertices is perturbed along an edge of L , then L belongs to a two-point family on X .*

Proposition 8.3. *Let L be a tropical line on a smooth surface X , where $\deg X \geq 3$. Then,*

$$L \text{ is not uniquely determined by } \mathcal{D}_X(L) \implies L \text{ belongs to a two-point family on } X.$$

Proof. Let $\mathcal{D} = \mathcal{D}_X(L) = \{V_1, V_2, \mathcal{C}_1, \mathcal{C}_2, \dots, \mathcal{C}_5, \kappa\}$ be a given set of data. We will identify all situations where L is not uniquely determined by \mathcal{D} , and analyze the possibilities for L in these cases.

We consider first the case where $\kappa \neq (1234)$, that is, when L is non-degenerate. The following observations will be used frequently:

- (10) L is determined by (the positions of) its two vertices.
- (11) The direction vector of the bounded segment ℓ_5 is determined by κ .
- (12) If $|\mathcal{C}_j| \geq 2$, then $\text{Aff}(\ell_j)$ is determined by the elements of \mathcal{C}_j (and the index j).
- (13) If $\dim V_i = 1$, and $\text{Aff}(\ell_j)$ is known for any edge ℓ_j adjacent to v_i , then v_i is determined.

Of these, (10) and (11) are clear, (12) is a consequence of Lemma 6.2, and (13) follows from Lemma 6.4a).

Now, assume that V_1 and V_2 are ordered so that $\dim V_1 \leq \dim V_2$. Under this assumption, we examine the uniqueness of L for different sets of data, according to the pair $(\dim V_1, \dim V_2)$:

- $(\dim V_1, \dim V_2) = (0, 0)$: Obviously, by (10), L is determined.
- $(\dim V_1, \dim V_2) = (0, 1)$: In this case $\text{Aff}(\ell_5)$ is determined by V_1 and κ (cf. (11)). Hence v_2 is determined (by (13)). Since $v_1 = V_1$, it follows that L is determined.
- $(\dim V_1, \dim V_2) = (0, 2)$: Again, v_1 and $\text{Aff}(\ell_5)$ are determined by V_1 and κ . Write $\kappa = ((a, b), (c, d))$, and consider first the case where either $|\mathcal{C}_c| \geq 2$ or $|\mathcal{C}_d| \geq 2$. We can assume the former. Then $\text{Aff}(\ell_c)$ is determined, which again determines $v_2 = \text{Aff}(\ell_5) \cap \text{Aff}(\ell_c)$. Thus, in this case L is determined.

Otherwise, we have $\mathcal{C}_c = \mathcal{C}_d = V_2$. In this situation L is not uniquely determined by \mathcal{D} , as v_2 can be perturbed to anywhere in the intersection of $\text{Aff}(\ell_5)$ and V_2 without changing \mathcal{D} .

- $(\dim V_1, \dim V_2) = (1, 1)$: Observe first that we must have $|\mathcal{C}_i| \geq 2$ for some i . (Otherwise L is not trespassing, and since none of its vertices are vertices of X , this would contradict Proposition 6.6.) Hence $\text{Aff}(\ell_i)$ is determined for some i . If $i = 5$, then (by (13)) both v_1 and v_2 are determined by this. If $i \neq 5$, then in the first place only the endpoint of ℓ_i is determined. But this together with κ determines $\text{Aff}(\ell_5)$, and thus both vertices. Hence, in any case, L is determined.

- $(\dim V_1, \dim V_2) = (1, 2)$: Let $\kappa = ((a, b), (c, d))$. We consider five cases: i) $|\mathcal{C}_j| \geq 2$ for both $j = c, d$. Then $\text{Aff}(\ell_c)$ and $\text{Aff}(\ell_d)$ are determined, and therefore also $v_2 = \text{Aff}(\ell_c) \cap \text{Aff}(\ell_d)$. This and κ determines $\text{Aff}(\ell_5)$, which in turn (by (13)) determines v_1 . Hence L is determined.

- ii) $|\mathcal{C}_j| \geq 2$ for exactly one index $j \in \{c, d\}$ (assume d), and also for at least one index $j \in \{a, b, 5\}$. This last condition determines $\text{Aff}(\ell_5)$, either directly (if $j = 5$) or via v_1 and κ . Thus $v_2 = \text{Aff}(\ell_d) \cap \text{Aff}(\ell_5)$ is determined, and therefore L as well.

- iii) $|\mathcal{C}_j| \geq 2$ for exactly one index $j \in \{c, d\}$ (assume d), and for no other indices j . In this case v_2 can be perturbed along ℓ_d without changing \mathcal{D} , so L is not determined by \mathcal{D} . (The perturbation of v_1 (along V_1) will be determined by the perturbation of v_2 .)

- iv) $|\mathcal{C}_j| \geq 2$ for no $j \in \{c, d\}$, but at least one $j \in \{a, b, 5\}$. As in ii) above, the last condition determines $\text{Aff}(\ell_5)$ and therefore v_1 . The vertex v_2 can be perturbed along ℓ_5 , so L is not determined.

- v) $|\mathcal{C}_j| = 1$ for all $j \in \{1, 2, 3, 4, 5\}$. This is not possible when $\deg X \geq 3$. In fact, it follows from Lemma 5.3 that $\deg X = 1$. Indeed, since no edge of L is trespassing, the triangle V_1^\vee must have four exits in $\Gamma_{\deg X}$.

- $(\dim V_1, \dim V_2) = (2, 2)$: Note first that $V_1 \neq V_2$, since L spans \mathbb{R}^3 . Hence $|\mathcal{C}_5| \geq 2$, determining $\text{Aff}(\ell_5)$. Now, for both $i = 1, 2$ we have: If any adjacent unbounded edge of v_i is trespassing, then v_i is determined. If not, v_i can be perturbed along ℓ_5 keeping \mathcal{D} unchanged.

Going through the above list, we see that in each case where L is not uniquely determined by \mathcal{D} , L has a perturbation where a vertex is perturbed along an edge of X . Hence, by Lemma 8.2, L belongs to a two-point family on X .

Finally, suppose $\kappa = (1234)$, so L is degenerate. We show that in this case, L is determined by \mathcal{D} . Corollary 6.5 (and its proof) tells us that $V_1 = V_2 := V$ where $\dim V$ is either 0 or 1. In the first case, L is obviously uniquely determined. If $\dim V = 1$ then $|\mathcal{C}_j| \geq 2$ for some $j \in \{1, 2, 3, 4\}$, otherwise L would contain no vertex of X , contradicting Proposition 6.6. Hence $\text{Aff}(\ell_j)$ is determined. We claim that $V_1 \not\subseteq \text{Aff}(\ell_j)$. Note that this would determine $v_1 = v_2 = \text{Aff}(\ell_j) \cap V_1$, and therefore also L . To prove the claim, note that if $V_1 \subseteq \text{Aff}(\ell_j)$, then $V_1 \in \mathcal{C}_j$. This is impossible, since any element of \mathcal{C}_j must be of dimension 2 (cf. Lemma 6.2). This concludes the proof of the proposition. \square

9 Tropical lines on smooth tropical surfaces of higher degree

In this section we state and prove our main results about tropical lines on smooth tropical surfaces of degree greater than two. The proofs rest heavily on what we have done so far. The first is indeed a corollary of Proposition 8.3:

Corollary 9.1. *Let X be a smooth tropical surface where $\deg X \geq 3$. If X contains infinitely many tropical lines, then X contains a two-point family. Furthermore, X contains at most finitely many maximal two-point families.*

Proof. The first statement is immediate from Proposition 8.3, since there are only finitely many possible sets of data $\mathcal{D}_X(L)$. For the last statement, observe that any two-point family contains a non-degenerate line. Also, going through the proof of Proposition 8.3, we see that if \mathcal{D} is the data set of a non-degenerate tropical line, then there can be at most one maximal two-point family

containing lines with data set \mathcal{D} . Hence there are at most finitely many maximal two-point families on X . \square

The next theorem show that two-point families can exist on smooth surfaces of any degree.

Theorem 9.2. *For any integer δ , there exists a full dimensional cone in $\Phi(\Gamma_\delta)$ in which each point corresponds to a smooth tropical surface containing a two-point family of tropical lines. In particular, there exist smooth tropical surfaces of degree δ with infinitely many tropical lines.*

Proof. According to Proposition 5.5b) there exists an elementary tetrahedron with four exits Γ_δ . An example of such a tetrahedron is (see figure 10)

$$T := \text{conv}\{(0, 0, 0), (0, 0, 1), (\delta - 1, 1, 0), (1, 0, \delta - 1)\}.$$

Assume for the moment that there exists a smooth tropical surface X such that Subdiv_X contains T . Then Lemma 5.1 implies the vertex $v := T^\vee \in X$ is the center of degenerate tropical line $L \subseteq X$. We claim that L belongs to a two-point family on X . Indeed, this also follows from Lemma 5.1: Let $C \subseteq X$ be the cell dual to the line segment in Subdiv_X with vertices $(0, 0, 0)$ and $(0, 0, 1)$. Then for any point $p(t) = v + t(-e_1 - e_2)$, where $t > 0$, the line segment with endpoints v and $p(t)$ is contained in C . Let L_t be the tropical line with vertices v and $p(t)$. Lemma 5.1 guarantees that the rays starting in $p(t)$ in the directions $-e_1$ and $-e_2$ are contained in C . Hence $L_t \subseteq X$. Clearly, the lines L_t form a two-point family on X , thus the claim is true. (See figure 11.)

What remains to prove is the existence of a RE-triangulation of Γ_δ containing T . Using the techniques in section 4, it is straightforward to construct such a triangulation. For example, one can consider the polytope $A = \text{conv}\{(0, 0, 0), (\delta, 0, 0), (\delta - 1, 1, 0), (0, 1, 0), (0, 0, \delta)\}$. Then A is a truncated version of Γ_δ , so by Proposition 4.5 it is enough to construct a RE-triangulation of A which contains T . Write $A = T \cup A_1 \cup A_2 \cup A_3 \cup A_4$, where

$$\begin{aligned} A_1 &= \text{conv}\{(0, 0, 0), (\delta, 0, 0), (\delta - 1, 1, 0), (1, 0, \delta - 1)\} \\ A_2 &= \text{conv}\{(0, 0, 1), (\delta - 1, 1, 0), (1, 0, \delta - 1), (0, 0, \delta)\} \\ A_3 &= \text{conv}\{(0, 0, 0), (\delta - 1, 1, 0), (0, 1, 0), (0, 0, \delta)\} \\ A_4 &= \text{conv}\{(\delta - 1, 1, 0), (0, 1, 0), (0, 1, \delta - 1), (0, 0, \delta)\} \end{aligned}$$

It is easy to find elementary triangulations of each of these. Furthermore, these triangulations can be chosen to satisfy the conditions of Lemma 4.2, and thus patched together to a RE-triangulation of A . \square

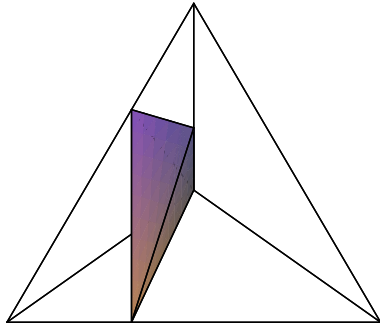


Figure 10: A tetrahedron with four exits in Γ_δ .

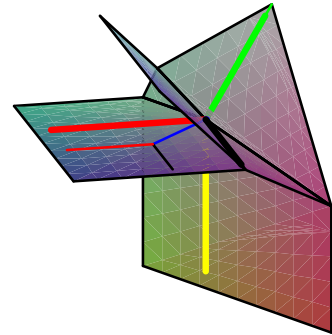


Figure 11: The degenerated tropical line corresponding to the tetrahedron in figure 10 belongs to a two-point family

Remark 9.3. The elementary triangulation of A_2 will consist of δ triangles with four exits of the same kind as T . Hence the constructed tropical surfaces will contain δ distinct two-point families on X . In fact, with a bit more work, one can construct a symmetric variant of the above RE-triangulation, giving surfaces of degree δ with 2δ distinct two-point families.

In light of the above theorem, one might ask whether if there exist tropical surface containing an isolated degenerate line L . If we add the requirement that L is non-trespassing on X , we can give the following partial answer:

Proposition 9.4. *Let $\delta \in \mathbb{N}$. There exists a smooth tropical surface X of degree δ containing an isolated, non-trespassing, degenerate tropical line, if and only if δ is*

- *an odd number greater than 3, or*
- *an even number except 2, 4, 6, 8, 14, 16, 18, 20, 26, 30, 56, 76,...*

Proof. We know that the vertex of such a line must be a vertex of X , corresponding to an elementary tetrahedron $T \in \text{Subdiv}_X$ with four exits. Furthermore, no edge of T can have more than one exit. Indeed, an edge with exits ω_i and ω_j will be orthogonal to the vector $\omega_i + \omega_j$, implying (as in the proof of Theorem 9.2) that L belongs to a two-point family.

Examining the classification of tetrahedra with four exits in Lemma 5.4, we observe the following: A tetrahedron with four exits, in which no edge has more than one exit, must belong either exclusively to the subset \mathcal{G}_δ^5 , or exclusively to the subset \mathcal{G}_δ^6 . The result then follows from Proposition 5.5c) and d). As we remarked in that proposition, we do not know how (or if) the list of exceptions for even degrees continues. \square

Proposition 9.4 shows that there exist surfaces of high degrees containing an isolated tropical lines. It is natural to ask whether there also exist smooth surfaces containing *no* isolated lines. This is indeed true, as we will show in a forthcoming paper, currently in preparation. In that paper we will present a classification of tropical lines on generic smooth tropical surfaces, and in particular study the number of isolated tropical lines on such surfaces.

Acknowledgements. I would like to thank my supervisor Kristan Ranestad for many interesting discussions about tropical geometry, and for numerous useful suggestions and improvements during the writing of this paper.

References

- [1] A. Gathmann. Tropical algebraic geometry. *Jahresber. Deutsch. Math.-Verein.*, 108(1):3–32, 2006.
- [2] I. M. Gelfand, M. M. Kapranov, and A. V. Zelevinsky. *Discriminants, resultants, and multidimensional determinants*. Mathematics: Theory & Applications. Birkhäuser Boston Inc., Boston, MA, 1994.
- [3] B. Sturmfels J. Richter-Gebert and T. Theobald. First steps in tropical geometry. In *Idempotent mathematics and mathematical physics*, volume 377 of *Contemp. Math.*, pages 289–317. Amer. Math. Soc., Providence, RI, 2005.
- [4] G. Mikhalkin. Enumerative tropical algebraic geometry in \mathbb{R}^2 . *J. Amer. Math. Soc.*, 18(2):313–377 (electronic), 2005.
- [5] D. Speyer and B. Sturmfels. The tropical Grassmannian. *Advances in Geometry*, 4(3):389–411, 2004.