

A Constructive Approach to the Estimation of Dimension Reduction Directions

Yingcun Xia

National University of Singapore

Abstract

In this paper, we propose two new methods to estimate the dimension-reduction directions of the central subspace (CS) by constructing a regression model such that the directions are all captured in the regression mean. Compared with the inverse regression estimation methods (e.g. Li, 1991, 1992; Cook and Weisberg, 1991), the new methods require no strong assumptions on the design of covariates or the functional relation between regressors and the response variable, and have better performance than the inverse regression estimation methods for finite samples. Compared with the direct regression estimation methods (e.g. Härdle and Stoker, 1989; Hristache, Juditski, Polzehl and Spokoiny, 2001; Xia, Tong, Li and Zhu, 2002), which can only estimate the directions of CS in the regression mean, the new methods can detect the directions of CS exhaustively. Consistency of the estimators and the convergence of corresponding algorithms are proved.

Key words: Conditional density function; Convergence of algorithm; Double-kernel smoothing; Efficient dimension reduction; Root- n consistency.

short title: Constructive Dimension Reduction

AMS 200 Subject Classifications: Primary 62G08; Secondary 62G09, 62H05.

1 Introduction

Suppose X is a random vector in \mathbb{R}^p and Y is a univariate random variable. Let $B_0 = (\beta_{01}, \dots, \beta_{0q})$ denote a $p \times q$ orthogonal matrix with $q \leq p$, i.e. $B_0^\top B_0 = I_q$, where I_q is a $q \times q$ identity matrix. Given $B_0^\top X$, if Y and X are independent, i.e. $Y \perp\!\!\!\perp X|B_0^\top X$, then the space spanned by the column vectors $\beta_{01}, \beta_{02}, \dots, \beta_{0q}$, $\mathcal{S}(B_0)$, is called the dimension reduction space. If all the other dimension reduction spaces include $\mathcal{S}(B_0)$ as their subspace, then $\mathcal{S}(B_0)$ is the so-called central dimension reduction subspace (CS); see Cook (1998). The column vectors $\beta_{01}, \beta_{02}, \dots, \beta_{0q}$ are called the CS directions. Dimension reduction is a fundamental statistical problem both in theory and in practice. See Li (1991, 1992) and Cook (1998) for more discussion. If the conditional density function of Y given X exists, then the definition is equivalent to the conditional density function of $Y|X$ being the same as that of $Y|B_0^\top X$ for all possible values of X and Y , i.e.

$$f_{Y|X}(y|x) = f_{Y|B_0^\top X}(y|B_0^\top x). \quad (1.1)$$

Other alternative definitions for the dimension reduction space can be found in the literature.

In the last decade or so, a series of papers (e.g. Härdle and Stocker, 1989; Li, 1991; Cook and Weisberg, 1991; Samarov, 1993; Hristache, Juditski, Polzehl and Spokoiny, 2001; Yin and Cook, 2002; Xia, Tong, Li and Zhu, 2002; Cook and Li, 2002; Li, Zha and Chiaromonte, 2004; Lue, 2004) have considered issues related to the dimension reduction problem, with the aim of estimating the dimension reduction space and relevant functions. The estimation methods in the literature can be classified into two groups: inverse regression estimation methods (e.g. SIR, Li, 1991 and SAVE, Cook and Weisberg, 1991) and direct regression estimation methods (e.g. ADE, Härdle and Stoker, 1991 and MAVE of Xia, Tong, Li and Zhu 2002). The inverse regression estimation methods are computationally easy and are widely used as an initial step in data mining, especially for large data sets. However, these methods have poor performance in finite samples and need strong assumptions on the design of covariates. The direct regression estimation methods have much better performance for finite samples than the inverse regression estimations. They

need no strong requirements on the design of covariates or on the response variable. However, the direct regression estimation methods cannot find the directions in CS exhaustively, such as those in the conditional variance.

None of the methods mentioned above use the definitions directly in searching for the central space. As a consequence, they fail in one way or another to estimate CS efficiently. A straightforward approach in using definition (1.1) is to look for B_0 in order to minimize the difference between those two conditional density functions. The conditional density functions can be estimated using nonparametric smoothers. Obviously, this approach is not efficient in theory due to the “curse of dimensionality” in nonparametric smoothing. In calculations, the minimization problem is difficult to implement. People have observed that the CS in the regression mean function, i.e. the central mean space (CMS), can be estimated much more efficiently than the general CS. See, for example, Yin and Cook (2002), Cook and Li (2002) and Xia, Tong, Li and Zhu (2002). Motivated by this observation, one can construct a regression model such that the CS coincides with the CMS space in order to reduce the difficulty of estimation. In this paper, we first construct a regression model in which the conditional density function $f_{Y|X}(y|x)$ is asymptotically equal to the conditional mean function. Then, we apply the methods of searching for the CMS to the constructed model. Based on the discussion above, this constructive approach is expected to be more efficient than the inverse regression estimation methods for finite samples, and can detect the CS directions exhaustively.

In the estimation of dimension reduction space, most methods need in one way or another to deal with nonparametric estimation. In terms of nonparametric estimation, the inverse regression estimation methods employ a nonparametric regression of X on Y while the direct regression estimation methods employ a nonparametric regression of Y on X . In contrast to existing methods, the methods in this paper search for CS from both sides by investigating conditional density functions. A similar idea appeared in Yin and Cook (2005) for a general single-index model. To overcome the difficulties of calculation, we propose two algorithms in this paper using a similar idea to Xia, Tong, Li and Zhu (2002). The algorithm solves the minimization problem in the method by treating it as two separate quadratic

programming problems, which have simple analytic solutions and can be calculated quite efficiently. The convergence of the algorithm can be proved. Our constructive approach can overcome the disadvantages both in inverse regression estimations, requiring a symmetric design for explanatory variables, and also the disadvantage in direct regression estimation, of not finding the CS directions exhaustively. Simulations suggest that the proposed methods have very good performance for finite samples and are able to estimate the CS directions in very complicated structures. Applying the proposed methods to two real data sets, some useful patterns have been observed, based on the estimations.

To estimate the CS, we need to estimate the directions B_0 as well as the dimension q of the space. In this paper, however, we focus on the estimation of the directions by assuming that q is known.

2 Estimation methods

As discussed above, the direct regression estimations have good performance for finite samples. However, it cannot detect exhaustively the CS directions in complicated structures. Motivated by these facts, our strategy is to construct a semi-parametric regression model such that all the CS directions are captured in the regression mean function. As we can see from (1.1), all the directions can be captured in the conditional density function. Thus, we will construct a regression model such that the conditional density function is asymptotically equal to the regression mean function.

The primary step is thus to construct an estimate for the conditional density function. Here, we use the idea of the “double-kernel” local linear smoothing method studied in Fan et al (1996) for the estimation. Consider $H_b(Y - y)$ with y running through all possible values, where $H(v)$ is a symmetric density function, $b > 0$ is a bandwidth and $H_b(v) = b^{-1}H(v/b)$. If $b \rightarrow 0$ as $n \rightarrow \infty$, then from (1.1) we have

$$m_b(x, y) \stackrel{def}{=} E(H_b(Y - y)|X = x) = E(H_b(Y - y)|B_0^\top X = B_0^\top x) \rightarrow f_{Y|B_0^\top X}(y|B_0^\top x).$$

See Fan et al (1996). The above equation indicates that all the directions can be captured by the conditional mean function $m_b(x, y)$ of $H_b(Y - y)$ on $X = x$ with

x and y running through all possible values. Now, consider a regression model nominally for $H_b(Y - y)$ as

$$H_b(Y - y) = m_b(X, y) + \varepsilon_b(y|X),$$

where $\varepsilon_b(y|X) = H_b(Y - y) - E(H_b(Y - y)|X)$ with $E\varepsilon_b(y|X) = 0$. Let $g_b(B_0^\top x, y) = E(H_b(Y - y)|B_0^\top X = B_0^\top x)$. If (1.1) holds, then $m_b(x, y) = g_b(B_0^\top x, y)$. The model can be written as

$$H_b(Y - y) = g_b(B_0^\top X, y) + \varepsilon_b(y|X). \quad (2.1)$$

As $b \rightarrow 0$, we have $g_b(B_0^\top x, y) \rightarrow f_{Y|B_0^\top X}(y|B_0^\top x)$. Thus, the directions B_0 defined in (1.1) are all captured in the regression mean function in model (2.1) if y runs through all possible values.

Based on model (2.1), we propose two methods to estimate the directions. One of the methods is a combination of the outer product of gradients (OPG) estimation method (Härdle, 1991; Samarov, 1993; Xia, Tong, Li and Zhu, 2002) with the “double-kernel” local linear smoothing method (Fan et al, 1996). The other one is a combination of the minimum average (conditional) variance estimation (MAVE) method (Xia, Tong, Li and Zhu, 2002) with the “double-kernel” local linear smoothing method. The structure adaptive weights in Hristache, Juditski and Spokoiny (2001) and Hristache, Juditski, Polzehl and Spokoiny (2001) are used in the estimations.

2.1 Estimation based on outer products of gradients

Consider the gradient of the conditional mean function $m_b(x, y)$ with respect to x . If (1.1) holds, then it follows

$$\frac{\partial m_b(x, y)}{\partial x} = \frac{\partial g_b(B_0^\top x, y)}{\partial x} = B_0 \nabla g_b(B_0^\top x, y), \quad (2.2)$$

where $\nabla g_b(v_1, \dots, v_q, y) = (\nabla_1 g_b(v_1, \dots, v_q, y), \dots, \nabla_q g_b(v_1, \dots, v_q, y))^\top$ with

$$\nabla_k g_b(v_1, \dots, v_q, y) = \frac{\partial}{\partial v_k} g_b(v_1, \dots, v_q, y), \quad k = 1, 2, \dots, q.$$

Thus, the directions B_0 are contained in the gradients of the regression mean function in model (2.1). One way to estimate B_0 is by considering the expectation of

the outer product of the gradients

$$E\left\{\left(\frac{\partial m_b(X, Y)}{\partial x}\right)\left(\frac{\partial m_b(X, Y)}{\partial x}\right)^\top\right\} = B_0 E\{\nabla g_b(B_0^\top X, Y) \nabla^\top g_b(B_0^\top X, Y)\} B_0^\top.$$

It is easy to see that B_0 is in the space spanned by the first q eigenvectors of the expectation of the outer products.

Suppose that $\{(X_i, Y_i), i = 1, 2, \dots, n\}$ is a random sample from (X, Y) . To estimate the gradient $\partial m_b(x, y)/\partial x$, we can use the nonparametric kernel smoothing methods. For simplicity, we adopt the following notation scheme. Let $K_0(v^2)$ be a univariate symmetric density function and define $K(v_1, \dots, v_d) = K_0(v_1^2 + \dots + v_d^2)$ for any integer d and $K_h(u) = h^{-d}K(u/h)$, where d is the dimension of u and $h > 0$ is a bandwidth. Let $H_{b,i}(y) = H_b(Y_i - y)$, where $H(\cdot)$ and b are defined above. For any (x, y) , the principle of the local linear smoother suggests minimizing

$$n^{-1} \sum_{i=1}^n \left\{ H_{b,i}(y) - a - b^\top (X_i - x) \right\}^2 K_h(X_{ix}) \quad (2.3)$$

with respect to a and b to estimate $m_b(x, y)$ and $\partial m_b(x, y)/\partial x$ respectively, where $X_{ix} = X_i - x$. See Fan and Gijbels (1996) for more details. For each pair of (X_j, Y_k) , we consider the following minimization problem

$$(\hat{a}_{jk}, \hat{b}_{jk}) = \arg \min_{a_{jk}, b_{jk}} \sum_{i=1}^n \left[H_{b,i}(Y_k) - a_{jk} - b_{jk}^\top X_{ij} \right]^2 w_{ij}, \quad (2.4)$$

where $X_{ij} = X_i - X_j$ and $w_{ij} = K_h(X_{ij})$. We consider an average of their outer products

$$\hat{\Sigma} = n^{-2} \sum_{k=1}^n \sum_{j=1}^n \hat{\rho}_{jk} \hat{b}_{jk} \hat{b}_{jk}^\top,$$

where $\hat{\rho}_{jk}$ is a trimming function introduced for technical purpose to handle the notorious boundary points. In this paper, we adopt the following trimming scheme. For any given point (x, y) , we use all observations to estimate its function value and its gradient as in (2.3). We then consider the estimates in a compact region of (x, y) . Moreover, for those points with too few observations around, their estimates might be unreliable. They should not be used in the estimation of the CS directions and should be trimmed off. Let $\rho(\cdot)$ be any bounded function with bounded second order

derivatives on \mathbb{R} such that $\rho(v) > 0$ if $v > \omega_0$; $\rho(v) = 0$ if $v \leq \omega_0$ for some small $\omega_0 > 0$. We take $\hat{\rho}_{jk} = \rho(\hat{f}(X_j))\rho(\hat{f}_Y(Y_k))$, where $\hat{f}(x)$ and $\hat{f}_Y(y)$ are estimators of the density functions of X and Y respectively. The CS directions can be estimated by the first q eigenvectors of $\hat{\Sigma}$.

To allow the estimation to be adaptive to the structure of the dependency of Y on X , we may follow the idea of Hristache et al (2001) and replace w_{ij} in (2.4) by

$$w_{ij} = K_h(\hat{\Sigma}^{1/2} X_{ij}),$$

where $\hat{\Sigma}^{1/2}$ is a symmetric matrix with $(\hat{\Sigma}^{1/2})^2 = \hat{\Sigma}$. Repeat the above procedure until convergence. We call this procedure the method of outer product of gradient based on the conditional density functions (dOPG). To implement the estimation procedure, we suggest the following dOPG algorithm.

Step 0: Set $\hat{\Sigma}_{(0)} = I_p$ and $t = 0$.

Step 1: With $w_{ij} = K_h(\hat{\Sigma}_{(t)}^{1/2} X_{ij})$, calculate the solution to (2.4)

$$\begin{aligned} \begin{pmatrix} a_{jk}^{(t)} \\ b_{jk}^{(t)} \end{pmatrix} &= \left\{ \sum_{i=1}^n K_{h_t}(\hat{\Sigma}_{(t)}^{1/2} X_{ij}) \begin{pmatrix} 1 \\ X_{ij} \end{pmatrix} \begin{pmatrix} 1 \\ X_{ij} \end{pmatrix}^\top \right\}^{-1} \\ &\quad \times \sum_{i=1}^n K_{h_t}(\hat{\Sigma}_{(t)}^{1/2} X_{ij}) \begin{pmatrix} 1 \\ X_{ij} \end{pmatrix} H_{b_t, i}(Y_k), \end{aligned}$$

where h_t and b_t are bandwidths (details are given in (2.6) and (2.7) below).

Step 2: Define $\rho_{jk}^{(t)} = \rho(\tilde{f}^{(t)}(X_j))\rho(\tilde{f}_Y^{(t)}(Y_k))$ with

$$\tilde{f}_Y^{(t)}(y) = n^{-1} \sum_{i=1}^n H_{b_t, i}(y), \quad \tilde{f}^{(t)}(x) = (n\tilde{\mu})^{-1} h_t^p \prod_{\lambda_k^{(t)} > h_t} \frac{\lambda_k^{(t)}}{h_t} \sum_{i=1}^n K_{h_t}(\hat{\Sigma}_{(t)}^{1/2} X_{ix}),$$

where $\lambda_k^{(t)}$, $k = 1, \dots, p$, are the eigenvalues of $\hat{\Sigma}_{(t)}^{1/2}$ and $\tilde{\mu} = \int K_0(\sum_{\lambda_k^{(t)} > h_t} v_k^2)$

$\prod_{\lambda_k^{(t)} > h_t} dv_k$. Calculate the average of outer products

$$\hat{\Sigma}_{(t+1)} = n^{-2} \sum_{j,k=1}^n \rho_{jk}^{(t)} b_{jk}^{(t)} (b_{jk}^{(t)})^\top.$$

Step 3: Set $t := t + 1$. Repeat Steps 1 and 2 until convergence. Denote the final value of $\hat{\Sigma}_{(t)}$ by $\Sigma_{(\infty)}$. Suppose the eigenvalue decomposition of $\Sigma_{(\infty)}$ is $\Gamma \text{diag}(\lambda_1, \dots, \lambda_p) \Gamma^\top$, where $\lambda_1 \geq \dots \geq \lambda_p$. Then the estimated directions are the first q columns of Γ , denoted by \hat{B}_{dOPG} .

In the dOPG algorithm, $\tilde{f}_Y^{(t)}(y)$ and $\tilde{f}^{(t)}(x)$, $t > 0$, are the estimators of the density functions of Y and $B_0^\top X$ respectively. A justification is given in the proof of Theorem 3.1 in Section 6.2. In calculations, the usual stopping criterion can be used. For example, if the largest singular value of $\hat{\Sigma}_{(t)} - \hat{\Sigma}_{(t+1)}$ is smaller than 10^{-6} then we stop the iteration and take $\hat{\Sigma}_{(t+1)}$ as the final estimator. The eigenvalues of $\Sigma_{(\infty)}$ can be used to determine the dimension of the CS. However, we will not go into the details on this issue in this paper. In practice, we may need to standardize $X_i = (X_{i1}, \dots, X_{ip})^\top$ by setting $X_i := S_X^{-1/2}(X_i - \bar{X})$ and standardize Y_i by setting $Y_i := (Y_i - \bar{Y})/\sqrt{s_Y}$, where $\bar{X} = n^{-1} \sum_{i=1}^n X_i$ and $S_X = n^{-1} \sum_{i=1}^n (X_i - \bar{X})(X_i - \bar{X})^\top$, $\bar{Y} = n^{-1} \sum_{i=1}^n Y_i$ and $s_Y = n^{-1} \sum_{i=1}^n (Y_i - \bar{Y})^2$. Then the estimated CS directions are the first q columns of $\Gamma S_X^{-1/2}$.

2.2 MAVE based on conditional density function

Note that if (1.1) holds, then the gradients $\partial m_b(x, y)/\partial x$ at all (x, y) are in a common q -dimensional subspace as shown in equation (2.2). To use this observation, we can replace b in (2.3), which is an estimate of the gradient, by $Bd(x, y)$ and have the following local linear approximation

$$n^{-1} \sum_{i=1}^n \{H_{b,i}(y) - a - d^\top B^\top (X_i - x)\}^2 K_h(X_{ix}),$$

where $d = d(x, y)$ is introduced to take the role of $\nabla g_b(B_0^\top x, y)$ in (2.2). Note that the above weighted mean of squares is the local approximation errors of $H_{b,i}(y)$ by a hyperplane with the normal vectors in a common space spanned by B . Since B is common for all x and y , it should be estimated with aims to minimize the approximation errors for all possible X_j and Y_k . As a consequence, we propose to estimate B_0 by minimizing

$$n^{-3} \sum_{k=1}^n \sum_{j=1}^n \hat{\rho}_{jk} \sum_{i=1}^n \{H_{b,i}(Y_k) - a_{jk} - d_{jk}^\top B^\top X_{ij}\}^2 w_{ij} \quad (2.5)$$

with respect to $a_{jk}, d_{jk} = (d_{jk1}, \dots, d_{jkq})^\top, j, k = 1, \dots, n$ and $B : B^\top B = I_q$, where $\hat{\rho}_{jk}$ is defined above. This estimation procedure is similar to the minimum average (conditional) variance estimation method (Xia, Tong, Li and Zhu, 2002). Because the method is based on the conditional density functions, we call it the minimum average (conditional) variance estimation based on the conditional density functions (dMAVE).

The minimization problem in (2.5) can be solved by fixing $(a_{jk}, d_{jk}), j, k = 1, \dots, n$, and B alternatively. As a consequence, we need to solve two quadratic programming problems which have simple analytic solutions. For any matrix $B = (\beta_1, \dots, \beta_d)$, we define operators $\ell(\cdot)$ and $\mathcal{M}(\cdot)$ respectively as

$$\ell(B) = (\beta_1^\top, \dots, \beta_d^\top)^\top \quad \text{and} \quad \mathcal{M}(\ell(B)) = B.$$

We propose the following dMAVE algorithm to implement the estimation.

Step 0: Let $B_{(1)}$ be an initial estimator of the CS directions. Set $t = 1$.

Step 1: Let $B = B_{(t)}$, calculate the solutions of $(a_{jk}, d_{jk}), j, k = 1, \dots, n$, to the minimization problem in (2.5)

$$\begin{aligned} \begin{pmatrix} a_{jk}^{(t)} \\ d_{jk}^{(t)} \end{pmatrix} &= \left\{ \sum_{i=1}^n K_{h_t}(B_{(t)}^\top X_{ij}) \begin{pmatrix} 1 \\ B_{(t)}^\top X_{ij} \end{pmatrix} \begin{pmatrix} 1 \\ B_{(t)}^\top X_{ij} \end{pmatrix}^\top \right\}^{-1} \\ &\quad \times \sum_{i=1}^n K_{h_t}(B_{(t)}^\top X_{ij}) \begin{pmatrix} 1 \\ B_{(t)}^\top X_{ij} \end{pmatrix} H_{b_t, i}(Y_k), \end{aligned}$$

where h_t and b_t are two bandwidths (details are discussed below).

Step 2: Let $\rho_{jk}^{(t)} = \rho(\hat{f}_{B_{(t)}}(X_j))\rho(\hat{f}_Y^{(t)}(Y_k))$ with $\hat{f}_Y^{(t)}(y) = n^{-1} \sum_{i=1}^n H_{b_t, i}(y)$ and $\hat{f}_{B_{(t)}}(x) = n^{-1} \sum_{i=1}^n K_{h_t}(B_{(t)}^\top X_{ix})$. Fixing $a_{jk} = a_{jk}^{(t)}$ and $d_{jk} = d_{jk}^{(t)}$, calculate the solution of B or $\ell(B)$ to (2.5)

$$\begin{aligned} \mathbf{b}^{(t+1)} &= \left\{ \sum_{k, j, i=1}^n \rho_{jk}^{(t)} K_{h_t}(B_{(t)}^\top X_{ij}) X_{ijk}^{(t)} (X_{ijk}^{(t)})^\top \right\}^{-1} \\ &\quad \times \sum_{k, j, i=1}^n \rho_{jk}^{(t)} K_{h_t}(B_{(t)}^\top X_{ij}) X_{ijk}^{(t)} \{H_{b_t, i}(Y_k) - a_{jk}^{(t)}\}, \end{aligned}$$

where $X_{ijk}^{(t)} = d_{jk}^{(t)} \otimes X_{ij}$.

Step 3: Calculate $\Lambda_{(t+1)} = \{\mathcal{M}(\mathbf{b}^{(t+1)})\}^\top \mathcal{M}(\mathbf{b}^{(t+1)})$ and $B_{(t+1)} = \mathcal{M}(\mathbf{b}^{(t+1)})\Lambda_{(t+1)}^{-1/2}$.
Set $t := t + 1$ and go to Step 1.

Step 4: Repeat steps 1–3 until convergence. Let $B_{(\infty)}$ be the final value of $B_{(t)}$.
Then our estimators of the directions are the columns in $B_{(\infty)}$, denoted by \hat{B}_{dMAVE} .

The dMAVE algorithm needs a consistent initial estimator in Step 0 to guarantee its theoretical justification. In the following, we use the first iteration estimator of dOPG, the first q eigenvector of $\hat{\Sigma}_{(1)}$, as the initial value. Actually, any initial estimator that satisfies (6.6) can be used and Theorem 3.2 will hold. Similar to dOPG, the standardization procedure can be carried out for dMAVE in practice. The stopping criterion for dOPG can also be used here.

Note that the estimation in the procedure is related with nonparametric estimations of conditional density functions. Several bandwidth selection methods are available for the estimation. See, e.g. Silverman (1986), Scott (1992) and Fan et al (1996). Our theoretical verification of the convergence for the algorithms requires some constraints on the bandwidths although we believe these constraints can be removed with more complicated technical proofs. To ensure the requirements on bandwidths can be satisfied, after standardizing the variables we use the following bandwidths in our calculations. In the first iteration, we use slightly larger bandwidths than the optimal ones in terms of MISE as

$$h_0 = c_0 n^{-\frac{1}{p_0+6}}, \quad b_0 = c_0 n^{-\frac{1}{p_0+5}}, \quad (2.6)$$

where $p_0 = \max(p, 3)$. Then we reduce the bandwidths in each iteration as

$$h_{t+1} = \max\{r_n h_t, c_0 n^{-\frac{1}{q+4}}\}, \quad b_{t+1} = \max\{r_n b_t, c_0 n^{-\frac{1}{q+3}}, c_0 n^{-\frac{1}{5}}\} \quad (2.7)$$

for $t \geq 0$, where $r_n = n^{-1/(2(p_0+6))}$, $c_0 = 2.34$ as suggested by Silverman (1986) if the Epanechnikov kernel is used. Here, the bandwidth b is selected smaller than h based on simulation comparisons.

Fan and Yao (2003, p.337) proposed a method, called the profile least-squares estimation, for the single-index model and its variants by solving a similar mini-

mization problem as in (2.5). The method is also possible to be used here for the estimation of B_0 in (2.1).

3 Asymptotic results

To exclude the trivial cases, we assume that $p > 1$ and $q \geq 1$. Let $f_0(y|v_1, \dots, v_q)$, $f_0(v_1, \dots, v_q)$ and $f_Y(y)$ be the (conditional) density functions of $Y|B_0^\top X$, $B_0^\top X$ and Y respectively. Let $\rho_0(x, y) = \rho(f_0(B_0^\top x))\rho(f_Y(y))$, $\nabla f_0(y|v_1, \dots, v_q) = (\partial f_0(y|v_1, \dots, v_q)/\partial v_1, \dots, \partial f_0(y|v_1, \dots, v_q)/\partial v_q)^\top$, $\mu_B(u) = E(X|B^\top X = u)$ and $w_B(u) = E\{XX^\top|B^\top X = u\}$. For any matrix A , let $|A|$ denote its largest singular value, which is same as the Eculidean norm if A is a vector. Let $\tilde{B}_0 : p \times (p - q)$ be such that $(B_0, \tilde{B}_0)^\top(B_0, \tilde{B}_0) = I_p$. We need the following conditions for (1.1) to prove our theoretical results.

- (C1) [Design of X] The density function $f(x)$ of X has bounded second order derivatives on \mathbb{R}^p ; $E|X|^r < \infty$ for some $r > 8$; functions $\mu_B(u)$ and $w_B(u)$ have bounded derivatives with respect to u and B for B in a small neighbor of B_0 : $|B - B_0| \leq \delta$ for some $\delta > 0$.
- (C2) [Conditional density function] The conditional density functions $f_{Y|X}(y|x)$ and $f_{Y|B^\top X}(y|u)$ have bounded fourth order derivatives with respect to x , u and B for B in a small neighbor of B_0 ; the conditional density function of $f_{\tilde{B}_0^\top X, Y|B_0^\top X}(u, y|v)$ and $\int |\nabla f_0(y|u)|dy$ are bounded for all u, y and v .
- (C3) [Efficient dimension] Matrix $M_0 = \int \rho_0(x, y) \nabla f_0(y|B_0^\top x) \nabla^\top f_0(y|B_0^\top x) f(x) f_Y(y) dx dy$ has full rank q .
- (C4) [Kernel functions] $K_0(v^2)$ and $H(v)$ are two symmetric univariate density functions with bounded second order derivatives and compact supports.
- (C5) [Bandwidths for consistency] Bandwidths $h_0 = c_1 n^{-r_h}$ and $b_0 = c_2 n^{-r_b}$ where $0 < r_h, r_b \leq 1/(p_0 + 6)$, $p_0 = \max\{p, 3\}$. For $t \geq 1$, $h_t = \max\{r_n h_{t-1}, \bar{h}\}$ and $b_t = \max\{r_n b_{t-1}, \bar{b}\}$ where $r_n = n^{-r_h/2}$, $\bar{h} = c_3 n^{-r'_h}$, $\bar{b} = c_4 n^{-r'_b}$ with $0 < r'_h, r'_b \leq 1/(q + 3)$, and c_1, c_2, c_3, c_4 are constants.

In (C1), the finite moment requirement for $|X|$ can be removed if we adopt the trimming scheme of Härdle et al (1993). However, as noticed in Delecroix et al

(2004), this scheme caused some technical problems in the proofs. Based on assumptions (C2) and (C4), the smoothness of $g_b(u, y)$ is implied. Lower order of smoothness is sufficient if we are only interested in the estimation consistency. The second order differentiable requirement in (C4) can ensure the Fourier transformations of the kernel functions being absolutely integrable; see Chung (p.166, 1968). The popular kernel functions such as Epanechnikov kernel and quadratic kernel are included in (C4). The Gaussian kernel can be used with some modifications to the proofs. Condition (C3) indicates that the dimension q cannot be further reduced. For ease of exposition, we further assume that $\mu_{0H} = \int H(v)dv = 1, \mu_{2H} = \int v^2 H(v)dv = 1, \mu_{0q} = \int K(v_1, \dots, v_q)dv_1 \dots dv_q = 1$ and $\mu_{2q} = \int K(v_1, \dots, v_q)v_1^2 dv_1 \dots dv_q = 1$; otherwise, we take $H(v) := H(v/\tau_{2H}^{1/2})/\tau_{2H}^{1/2}$ and $K(v_1, \dots, v_q) = \mu_{0q}^{-1}K(v_1/\sqrt{\mu_{2q}}, \dots, v_q/\sqrt{\mu_{2q}}) / \sqrt{\mu_{2q}}$. The bandwidths satisfying (C5) can be found easily. For example, the bandwidths given in (2.6) and (2.7) satisfy the requirements. Actually, a wider range of bandwidths can be used; see the proofs. Let $\nu_B(x) = \mu_B(B^\top x) - x, \bar{w}_B(x) = w_B(B^\top x) - \mu_B(B^\top x)\mu_B^\top(B^\top x)$ and $f_0(x) = f_0(B_0^\top x)$. For any square matrix A, A^{-1} and A^+ denote the inverse (if it exists) and the Moore-Penrose inverse matrices respectively.

Theorem 3.1 Suppose conditions (C1)-(C5) hold. Then we have

$$|\hat{B}_{dOPG}\hat{B}_{dOPG}^\top - B_0B_0^\top| = O(\hbar^4 + \delta_{q\hbar b}^2 + \delta_{q\hbar b}\bar{b}^4 + \delta_n^2/\bar{b}^2 + n^{-1/2})$$

in probability as $n \rightarrow \infty$, where $\delta_{q\hbar b} = (n\hbar^q\bar{b}/\log n)^{-1/2}$ and $\delta_n = (\log n/n)^{1/2}$. If $\hbar^4 + \delta_{q\hbar b}^2 + \delta_{q\hbar b}\bar{b}^4 + \delta_n^2/\bar{b}^2 = o(n^{-1/2})$ can be satisfied, then

$$\sqrt{n}\{\ell(\hat{B}_{dOPG}\hat{B}_{dOPG}^\top B_0) - \ell(B_0)\} \xrightarrow{D} N(0, W_0),$$

where

$$W_0 = \text{Var}[\rho_0(X, Y)M_0^{-1}(\nabla f_0(Y|B_0^\top X)f_Y(Y) - E\{\nabla f_0(Y|B_0^\top X)f_Y(Y)|X\}) \otimes (\bar{w}_{B_0}^+(X)\nu_{B_0}(X))].$$

The first part of Theorem 3.1 indicates that \hat{B}_{dOPG} is a consistent estimator of an orthogonal basis, B_0Q with $Q = B_0^\top \hat{B}_{dOPG}$, in CS and $|\hat{B}_{dOPG} - B_0Q| = O(\hbar^4 + \delta_{q\hbar b}^2 + \delta_{q\hbar b}\bar{b}^4 + \delta_n^2/\bar{b}^2 + n^{-1/2})$ in probability. See Bai et al (1991) and Xia, Tong, Li and

Zhu (2002) for alternative presentations of the asymptotic results. If the bandwidths in (2.7) are used, then the consistency rate is $O(n^{-4/(q+4)+1/(q+3)} \log n + n^{-1/2})$ in probability. Faster consistency rate can be obtained by adjusting the bandwidths. The convergence of the corresponding algorithm is also implied in the proof in section 6. If $q \leq 3$, then the condition for the normality can be satisfied by taking

$$1 > r'_h > \frac{1}{8}, \quad \frac{2}{7}r'_h < r'_b < \frac{1}{2} - qr'_h.$$

If we use higher order polynomial smoothing, it is possible to show that the root- n consistency can be achieved for any dimension q . See, e.g. Härdle and Stoker (1989) and Samarov (1993), where the higher order kernel, a counterpart of the higher order polynomial smoother, was used. However, using higher order polynomial smoothers increases the difficulty of calculations while the improvement of finite sample performance is not substantial.

Theorem 3.2 If conditions (C1)-(C5) holds, then

$$|\hat{B}_{dMAVE} \hat{B}_{dMAVE}^\top - B_0 B_0^\top| = O\{\hbar^4 + \delta_{q\hbar b}^2 + \delta_{q\hbar b} \hbar^4 + \delta_n^2 / \bar{b}^2 + n^{-1/2}\}$$

in probability as $n \rightarrow \infty$. If $\hbar^4 + \delta_{q\hbar b}^2 + \delta_{q\hbar b} \hbar^4 + \delta_n^2 / \bar{b}^2 = o(n^{-1/2})$ can be satisfied, then

$$\sqrt{n}\{\ell(\hat{B}_{dMAVE} \hat{B}_{dMAVE}^\top B_0) - \ell(B_0)\} \xrightarrow{D} N(0, D_0^\top \Sigma_0 D_0),$$

where $D_0 = \int \rho_0(x, y) \nabla f_0(y|B_0^\top x) \nabla^\top f_0(y|B_0^\top x) \otimes \{\nu_{B_0}(x) \nu_{B_0}^\top(x)\} f_0(x) f_Y(y) dx dy$ and

$$\Sigma_0 = Var[\rho_0(X, Y)(\nabla f_0(Y|B_0^\top X) f_Y(Y) - E\{\nabla f_0(Y|B_0^\top X) f_Y(Y)|X\}) \otimes \nu_{B_0}(X)].$$

The proof of Theorem 3.2 is given in section 6. The convergence of the dMAVE algorithm is implied in the proof. Similar remarks on dOPG are applicable to dMAVE. Moreover, \hat{B}_{dMAVE} converges to $B_0 \tilde{Q}$, where \tilde{Q} is determined by the initial consistent estimator of the directions. For example, $\tilde{Q} = \hat{B}_{(1)}^\top B_0$ if $B_{(1)}$ is used as the initial estimator. Similarly, the root- n consistency holds for $q \leq 3$. It is possible that the root- n consistency holds for $q > 3$ if higher order local polynomial smoothing method is used. In spite of the equivalence in terms of consistency rate for both

dOPG and dMAVE, our simulations suggest that dMAVE has better performance than dOPG in finite samples. Theoretical comparison of efficiencies between the two methods is not clear. In a very special case when $q = 1$ and the CS is in the regression mean, Xia (2006a) proved that dMAVE is more efficient than dOPG.

We here give some discussions about the requirements on the distributions of X and Y . If Y is discrete, we can consider the conditional cumulative distribution functions and have $F_{Y|X}(y|x) = F_{Y|B_0^\top X}(y|B_0^\top x)$ when $Y \perp\!\!\!\perp X|B_0^\top X$ holds. Similar to (2.1), we can consider a regression model

$$I(Y < y) = G(B_0^\top X, y) + e(y|X),$$

where $G(B_0^\top x, y) = E\{I(Y < y)|X = x\} = E\{I(Y < y)|B_0^\top X = B_0^\top x\}$ and $e(y|X) = I(Y < y) - G(B_0^\top X, y)$. Similar theoretical consistency results are possible to be obtained following the same techniques developed here. If some covariates in X are discrete, our algorithms in searching for a consistent initial estimator will fail. However, if a consistent initial estimator can be found by for example the methods in Horowitz and Härdle (1996) and Hristache, Juditski, Polzehl and Spokoiny (2001) and that $B^\top X$ has a continuous density function for all B in a neighbor around B_0 , then our theoretical results in the above theorems still hold.

4 Simulations

We now demonstrate the performance of the proposed estimation methods by simulations. We will compare them with some existing methods including SIR (Li, 1991), SAVE (Cook and Weisberg, 1991), PHD (Li, 1992) and rMAVE (Xia, Tong, Li and Zhu, 2002). The computer codes used here can be obtained from www.jstatsoft.org/v07/i01/ for SIR, SAVE and PhD methods (Courtesy of Professor S. Weisberg) and www.stat.nus.edu/~ycxia/ for rMAVE, dOPG and dMAVE. In the following calculations, we use the quadratic kernel $H(v) = K_0(v^2) = (15/16)(1 - v^2)^2 I(v^2 < 1)$ and $\omega_0 = 0.01$. The bandwidths in (2.6) and (2.7) are used. For the inverse regression methods, the number of slices is chosen between 5 to 30 that is most close to $n/(2p)$. We define an overall estimation error of estimator $\hat{B} : \hat{B}^\top \hat{B} = I_q$ by the maximum singular value of $B_0 B_0^\top - \hat{B} \hat{B}^\top$; see Li et al (2004).

Example 4.1 Consider model

$$Y = \text{sign}(2X^\top \beta_1 + \varepsilon_1) \log(|2X^\top \beta_2 + 4 + \varepsilon_2|), \quad (4.1)$$

where $\text{sign}(\cdot)$ is the sign function. Coordinates $X \sim N(0, I_p)$, unobservable noises $\varepsilon_1 \sim N(0, 1)$ and $\varepsilon_2 \sim N(0, 1)$ are independent. For β_1 , the first 4 elements are all 0.5 and the others are zero. For β_2 , the first 4 elements are 0.5, -0.5, 0.5, -0.5 respectively and all the others are zero. A similar model was investigated by Chen and Li (1998). In order to show the effect on the estimation performances of the number of covariates, we vary p in the simulation. With different sample sizes, 200 replications are drawn from the model. The calculation results are listed in Table 1. To get an intuition about the quantity of estimation errors, Figure 1 shows a typical sample of size $n = 200$ and its estimate with estimation error 0.21. The structure can be estimated quite well in the sample.

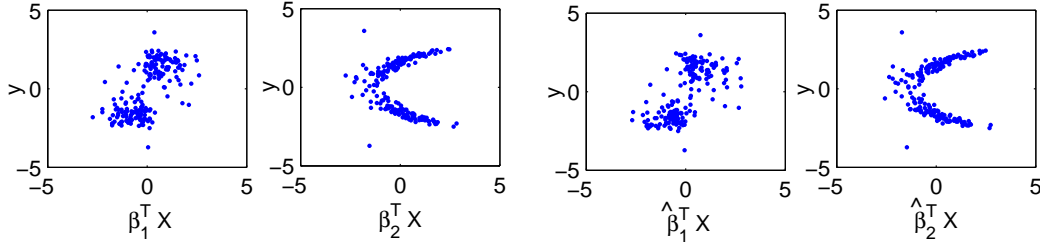


Figure 1: A typical data of size 200 from Example 4.1 with $p = 10$ to show the quantity of estimation error and its graphic performance. The left two panels are plots of y against the true CS directions; the right two panels y against the estimated directions using dMAVE. The estimated directions are respectively $\hat{\beta}_1 = (0.42, 0.64, 0.44, 0.45, -0.01, -0.07, 0.02, -0.00, -0.08, 0.07)^\top$ and $\hat{\beta}_2 = (-0.54, 0.43, -0.57, 0.43, 0.01, -0.04, -0.01, 0.07, -0.05, 0.07)^\top$ with estimation error 0.21.

Table 1: Mean (and standard deviation) of estimation errors for Example 4.1

n	p	dOPG	dMAVE	rMAVE	SIR	SAVE	PHD
100	5	0.25(0.09)	0.22(0.08)	0.43(0.19)	0.29(0.09)	0.87(0.19)	0.72(0.22)
	10	0.55(0.19)	0.35(0.07)	0.64(0.19)	0.46(0.10)	0.94(0.06)	0.90(0.13)
	20	0.81(0.13)	0.54(0.10)	0.88(0.12)	0.64(0.11)	0.96(0.06)	0.93(0.07)
200	5	0.17(0.05)	0.14(0.04)	0.27(0.13)	0.19(0.05)	0.55(0.26)	0.47(0.15)
	10	0.32(0.09)	0.24(0.06)	0.46(0.17)	0.30(0.06)	0.96(0.08)	0.73(0.16)
	20	0.62(0.15)	0.36(0.06)	0.66(0.16)	0.43(0.06)	0.93(0.04)	0.94(0.08)
300	5	0.13(0.04)	0.13(0.04)	0.19(0.07)	0.16(0.05)	0.32(0.18)	0.37(0.12)
	10	0.24(0.06)	0.18(0.04)	0.36(0.16)	0.24(0.05)	0.85(0.17)	0.59(0.15)
	20	0.48(0.13)	0.28(0.05)	0.55(0.16)	0.35(0.05)	0.92(0.03)	0.84(0.12)
400	5	0.11(0.04)	0.11(0.04)	0.21(0.12)	0.14(0.04)	0.22(0.11)	0.31(0.10)
	10	0.21(0.04)	0.16(0.04)	0.31(0.11)	0.21(0.05)	0.66(0.22)	0.51(0.13)
	20	0.31(0.06)	0.25(0.04)	0.49(0.15)	0.29(0.04)	0.98(0.04)	0.76(0.14)

In model (4.1), the CS directions are hidden in a complicated structure and are not easy to be detected directly by the conditional regression mean function. When sample size is large (≥ 200) and p is not high ($= 5$), all the methods have accurate estimates. As p increases, rMAVE performs not so well because the second direction is not captured in the regression mean function; SAVE and PHD also fail to give accurate estimates. SIR performs much better in all the situations than SAVE and PHD. dOPG has about the same performance as SIR. dMAVE is the best in all situations among all the methods.

Example 4.2 Now, consider the CS in conditional mean as well as the conditional variance as in the following model

$$Y = 2(X^\top \beta_1)^d + 2 \exp(X^\top \beta_2) \varepsilon, \quad (4.2)$$

where $X = (x_1, \dots, x_{10})^\top$ with $x_1, \dots, x_{10} \sim \text{Uniform}(-\sqrt{3}, \sqrt{3})$ and $\varepsilon \sim N(0, 1)$ are independent, $\beta_1 = (1, 2, 0, 0, 0, 0, 0, 0, 0, 2)^\top / 3$ and $\beta_2 = (0, 0, 3, 4, 0, 0, 0, 0, 0, 0)^\top / 5$. For model (4.2), one CS direction is contained in the regression mean and the other in the conditional variance. One typical data with size 200 is shown in Figure 2. Table 2 lists the calculation results of 200 replications.

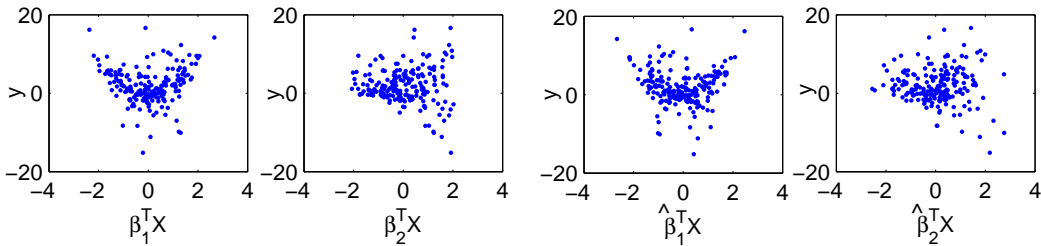


Figure 2: A typical data with $n = 200$ from Example 4.2 and its dMAVE estimation. The left two panels are plots of y against the true CS directions respectively; the right two panels y against the estimated directions respectively with estimation error 0.31.

Because rMAVE cannot detect the CS directions hidden in the conditional variance directly, it has very poor overall estimation performance as listed in Table 2. If $d = 1$, i.e. the regression mean function is monotonic, SIR works reasonably well; if $d = 2$, the regression mean function is symmetric and SIR fails to find the direction hidden in the regression mean. As a consequence, its performance is very poor.

The performances of SAVE and PHD are also far from satisfactory though they are applicable to the model theoretically. The proposed dOPG and dMAVE perform very well and are better than the existing methods listed in the table.

Table 2: Mean (and standard deviation) of estimation errors for Example 4.2

d	n	dOPG	dMAVE	rMAVE	SIR	SAVE	PHD
1	100	0.57(0.15)	0.44(0.12)	0.85(0.13)	0.63(0.15)	0.93(0.08)	0.99(0.08)
	200	0.36(0.08)	0.28(0.06)	0.76(0.16)	0.42(0.09)	0.91(0.12)	0.98(0.07)
	400	0.24(0.05)	0.18(0.04)	0.68(0.15)	0.29(0.06)	0.64(0.16)	0.97(0.07)
2	100	0.63(0.19)	0.46(0.16)	0.85(0.16)	0.96(0.09)	0.90(0.06)	0.91(0.11)
	200	0.33(0.10)	0.28(0.06)	0.70(0.18)	0.95(0.07)	0.87(0.11)	0.88(0.11)
	400	0.22(0.05)	0.19(0.04)	0.66(0.19)	0.95(0.09)	0.85(0.12)	0.89(0.11)

Example 4.3 In this example, we demonstrate the consistency rates of the estimation methods by checking how the estimation errors change with sample size n . Consider model

$$Y = \frac{x_1}{0.5 + (1.5 + x_2)^2} + x_3(x_3 + x_4 + 1) + 0.1\varepsilon, \quad (4.3)$$

where $\varepsilon \sim N(0, 1)$ and $X \sim N(0, I_{10})$ are independent. Model (4.3) is a combination of the two examples in Li (1991). For this model, all the theoretical requirements for the methods are fulfilled. Therefore, it is fair to use the model to check their consistency rates.

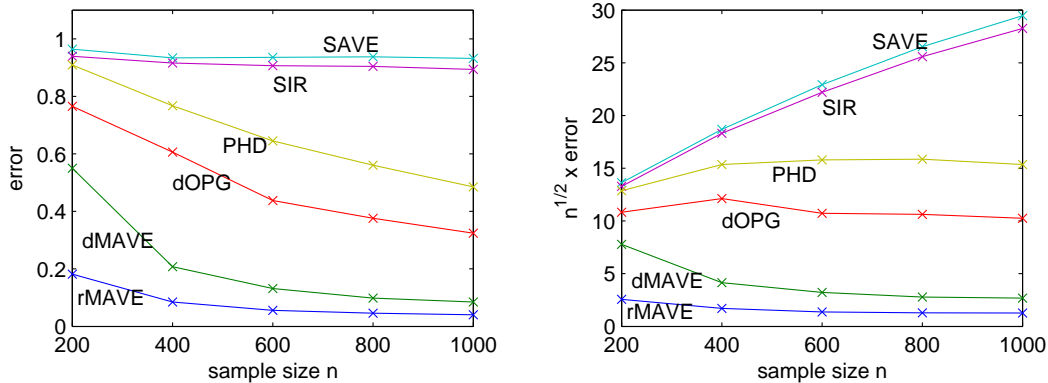


Figure 3: The calculation results for Example 4.3 using different estimation methods. The lines are the mean of estimation errors with different sample size and 200 replications. The left panel is the plot of the errors against sample size; the right panel is the errors multiplied by root- n against sample size.

In the left panel in Figure 3, the proposed methods have much smaller estimation errors than the inverse regression estimations. Because all the directions are

hidden in the regression mean function, it is not surprising that rMAVE has the best performance. Multiplied by root- n , the errors should keep in a constant level if the theoretical root- n consistency is applicable to the range of sample size. The right panel suggests that the estimation errors of SIR and SAVE do not start to show a root- n decreasing rate for the sample size up to 1000, while PHD, rMAVE, dOPG and dMAVE demonstrate a clear root- n consistency rate.

Example 4.4 In our last example, we consider a model with a very complicated structure. Suppose $(X_i, Y_i), i = 1, 2, \dots, n$, are drawn independently from model $Y = \beta_1^\top X/2 + \varepsilon(1 - |\beta_1^\top X|^2)^{1/2}$, where (X, ε) satisfies $\{X \sim N(0, I_{10}), \varepsilon \sim N(0, 1) : |\beta_1^\top X| \leq 1, |\beta_2^\top X| \leq 1, 0.5 < (\beta_1^\top X)^2(1 - \varepsilon^2) + \varepsilon^2 \leq 1\}$, β_1 and β_2 are defined in Example 4.1. The calculation results based on 200 replications are listed in Table 3. Because of the complicated structure as shown in Figure 4, the CS directions are not easy to be estimated and observed directly. However, with moderate sample size, the proposed methods can still estimate the directions accurately. It is interesting to see that SAVE also works in this example.

Table 3: Mean (and standard deviation) of estimation errors for Example 4.4

n	dOPG	dMAVE	rMAVE	SIR	SAVE	PHD
200	0.5909(0.29)	0.5089(0.30)	0.9411(0.07)	0.8770(0.12)	0.9242(0.19)	0.9833(0.05)
400	0.2117(0.19)	0.1498(0.10)	0.9573(0.05)	0.8783(0.13)	0.7677(0.18)	0.9789(0.03)
600	0.1148(0.04)	0.1059(0.03)	0.9725(0.03)	0.8758(0.13)	0.5357(0.21)	0.9799(0.03)
800	0.0876(0.03)	0.0862(0.02)	0.9744(0.03)	0.8737(0.14)	0.3657(0.13)	0.9757(0.04)
1000	0.0782(0.02)	0.0779(0.02)	0.9671(0.04)	0.8819(0.13)	0.2604(0.06)	0.9789(0.04)

Based on the simulations, we have the following observations. (1) The existing methods (rMAVE, PHD, SIR and SAVE) fail in one way or another to estimate the CS directions efficiently, while dOPG and dMAVE are efficient for all the examples. (2) dOPG and dMAVE demonstrate very good finite sample performance, even a root- n rate of estimation efficiency, while some of the existing methods do not show a clear root- n rate in the range of sample sizes investigated. (3) dOPG and dMAVE are less sensitive to the number of covariates than PHD, SAVE and SIR. Simulations not reported here also suggest that the asymmetric design of X has less effect on dOPG and dMAVE than that on the inverse regression estimations. (4) If the CS directions are all hidden in the regression mean function, rMAVE is the best and

should be used. Otherwise, dOPG and dMAVE are recommended.

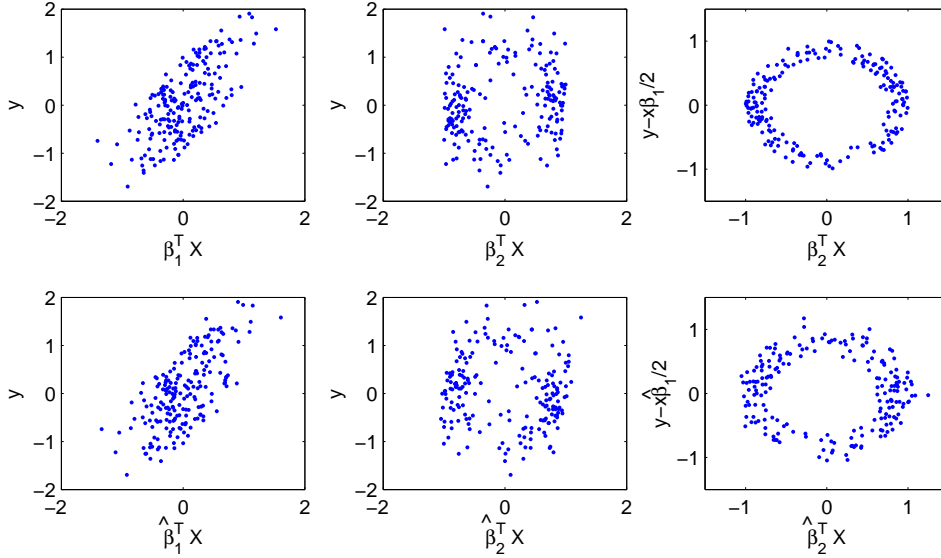


Figure 4: A typical data from Example 4.4 with $n = 200$ and its dMAVE estimation. The upper three panels are plots of y against the true CS directions and $y - x^\top \beta_1/2$ against the second direction respectively; the lower three panels are plots of y against the estimated CS directions (with estimation error 0.32) and $y - x^\top \hat{\beta}_1/2$ against the second estimated direction respectively.

5 Real data analysis

Example 5.1 (Cars data) This data was used by the American Statistical Association in its second (1983) exposition of statistical graphics technology. The data set is available at <http://lib.stat.cmu.edu/datasets/cars.data>. There are 406 observations on 8 variables: miles per gallon (Y), number of cylinders (X_1), engine displacement (X_2), horsepower (X_3), vehicle weight (X_4), time to accelerate from 0 to 60 mph (X_5), model year (X_6), and origin of a car (1. American, 2. European, 3. Japanese).

Now we investigate the relation between response variable Y and covariates $X = (X_1, \dots, X_8)^\top$, where X_1, \dots, X_6 are defined above, $X_7 = 1$ if a car is from America and 0 otherwise; $X_8 = 1$ if it is from Europe and 0 otherwise. Thus, $(X_7, X_8) = (1, 0), (0, 1)$ and $(0, 0)$ correspond to American cars, European cars and Japanese cars respectively. For ease of explanation, all covariates are standardized separately. When applying dOPG to the data, the first 4 largest eigenvalues are 21.1573, 1.6077, 0.2791 and 0.2447 respectively. Thus, we consider CS with dimension 2. Based on

dMAVE, the two directions (coefficients of X) are estimated as $\hat{\beta}_1 = (-0.33, -0.45, -0.45, -0.53, 0.14, 0.42, 0.00, -0.02)^\top$ and $\hat{\beta}_2 = (0.00, 0.15, -0.10, -0.23, -0.12, -0.17, -0.88, 0.29)^\top$ respectively. The plots of Y against $\hat{\beta}_1^\top X$ and $\hat{\beta}_2^\top X$ are shown in Figure 5.

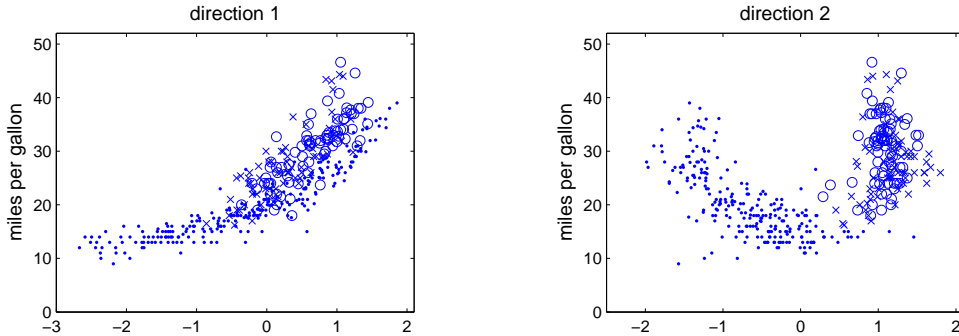


Figure 5: The estimation results for Example 5.1 using dMAVE. The two panels are plots of Y against the two estimated CS directions respectively. The origins of cars are denoted by “.” for American cars, “ \times ” for European cars, and “ \circ ” for Japanese cars.

Based on the estimated CS directions and Figure 5, we have the following insights to the data. The first direction highlights the common structure for cars of all origins: miles per gallon (Y) decreases with number of cylinders (X_1), engine displacement (X_2), horsepower (X_3) and vehicle weight (X_4), and increases with the time to accelerate (X_5) and model year (X_6). The second direction indicates the difference between American cars and European or Japanese cars.

Example 5.2 (Ground level Ozone) Air pollution has serious impact on the health of plants and animals (including humans); see the report of the World Health Organization (WHO) (2003). Substances not naturally found in the air or at greater concentrations than usual are referred to as “pollutants”. The main pollutants include nitrogen dioxide (NO_2), carbon dioxide (CO), sulphur dioxide (SO_2), respirable particulates, ground-level ozone (O_3) and others. Pollutants can be classified as either primary pollutants or secondary pollutants. Primary pollutants are substances directly produced by a process, such as ash from a volcanic eruption or the carbon monoxide gas from a motor vehicle exhaust. Secondary pollutants are products of reactions among primary pollutants and other gases. They are not directly

emitted and thus cannot be controlled directly. The main secondary pollutant is ozone.

Next, we investigate the statistical relation between the level of ground-level ozone with the levels of primary pollutants and weather conditions by applying our method to the pollution data observed in Hong Kong (1994-1997, <http://www.hku.hk/statistics/paper/>) and Chicago (1995-2000, <http://www.ihapss.jhsph.edu/data/data.htm>). This investigation is of interest in understanding how the secondary pollutant ozone is generated from the primary pollutants and weather conditions. Let Y , N , S , P , T and H be the weekly average levels of ozone, nitrogen dioxide (NO_2), sulphur dioxide (SO_2), respirable particulates, temperature and humidity respectively. To include the interaction between primary pollutants and weather conditions into the model directly, we further consider their cross-products resulting in 15 covariates all together, denoted by X . For ease of explanation, all covariates are standardized separately. For all possible working dimensions, only the first two dimensions show clear relations with Y . We further calculate the eigenvalues in dOPG. The largest four eigenvalues are 10.78, 2.93, 2.11, 1.70 respectively for Chicago, and 6.89, 1.24, 0.69, 0.52 for Hong Kong. Now we consider the dimension reduction with efficient dimension 2 although the estimation of the number of dimension needs further investigation. The estimates for the first two directions are given in Table 4.

Table 4: The estimated CS directions in Example 5.2

City	Direction	N	S	P	T	H	$N * S$	$N * P$	$N * T$
Chicago	β_1	0.10	-0.13	-0.06	-0.00	-0.00	0.06	0.29	0.19
	β_2	-0.10	-0.11	0.39	-0.25	-0.07	0.12	-0.15	0.09
Hong Kong	β_1	0.32	-0.15	0.23	0.10	-0.41	-0.07	0.20	0.42
	β_2	-0.04	-0.08	-0.12	0.18	0.19	-0.21	0.35	0.17

city	Direction	$N * H$	$S * P$	$S * T$	$S * H$	$P * T$	$P * H$	$T * H$
Chicago	β_1	0.04	-0.18	0.27	-0.01	-0.06	0.36	0.77
	β_2	-0.51	0.46	-0.20	-0.21	-0.15	-0.16	0.32
Hong Kong	β_1	0.10	0.01	-0.05	-0.31	0.53	0.12	-0.14
	β_2	-0.52	-0.26	-0.18	0.42	0.22	-0.29	-0.19

The plots of Y against the two estimated directions are shown in Figure 6. The plots show strong similar patterns in the two separated cities. If we check the estimated coefficients (directions), NO_2 and particulates (or their interaction) are the most important pollutants that affect the level of ozone. Temperature and

humidity and their interaction are the other important factors. The interactions of weather conditions with NO_2 and particulates also contribute to the variation of ozone levels. These statistical conclusions give support to the chemical claim that ozone is formed by chemical reactions between reactive organic gases and oxides of nitrogen in the presence of sunlight; see the report of WHO (2003).

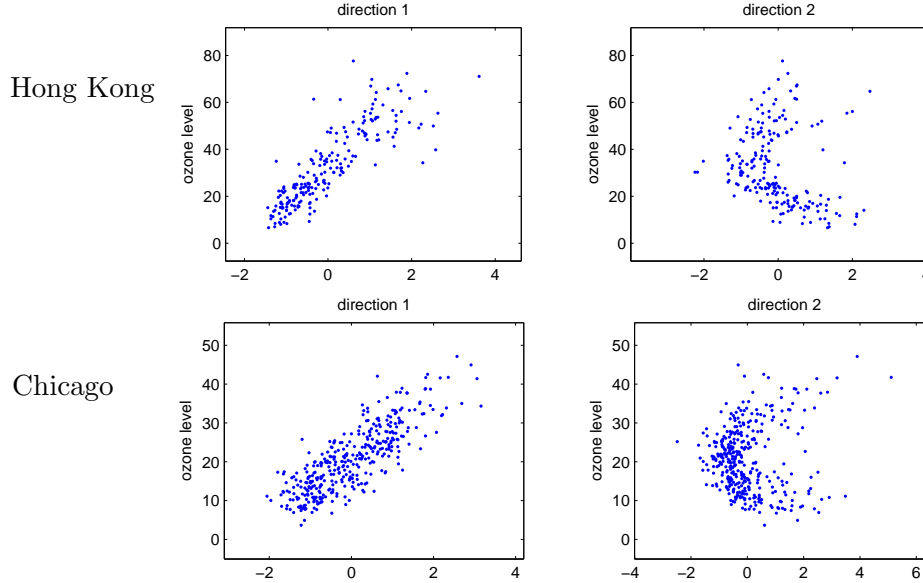


Figure 6: *The estimation results for Example 5.2 using dMAVE. The upper two panels are the levels of ozone against the first two estimated CS directions in Hong Kong, the lower two panels are those in Chicago.*

6 Proofs

6.1 Basic ideas of the proofs

The basic idea to prove the theorems is based on the convergence of the algorithms and that the true dimension reduction space is the attractor of the algorithms. We here give a more detailed outline for the proof of Theorem 3.2. Suppose the estimate of B_0 in an iteration of the dMAVE algorithm is $B_{(t)}$. It follows from Step 2 that

$$\begin{aligned} \mathbf{b}^{(t+1)} &= \ell(B_0) + \left\{ \sum_{k,j,i=1}^n \rho_{jk}^{(t)} K_{h_t}(B_{(t)}^\top X_{ij}) X_{ijk}^{(t)} (X_{ijk}^{(t)})^\top \right\}^{-1} \\ &\times \sum_{k,j,i=1}^n \rho_{jk}^{(t)} K_{h_t}(B_{(t)}^\top X_{ij}) X_{ijk}^{(t)} \{H_{b,i}(Y_k) - a_{jk}^{(t)} - \ell(B_0)^\top X_{ijk}^{(t)}\}, \quad (6.1) \end{aligned}$$

where $X_{ijk}^{(t)}$ is defined in the algorithm. By the decomposition in Step 3, we obtain estimate $B_{(t+1)}$ in the next iteration. If the initial value $B_{(1)}$ is a consistent estimator of B_0 , by Lemmas 6.3, 6.4 and 6.5 below, we will obtain a recurring relation for the iterations as

$$\ell(B_{(t+1)}) - \ell(B_0) = \Theta_t \{\ell(B_{(t)}) - \ell(B_0)\} + \Gamma_{n,t},$$

with $|\Theta_t| < 1$ and $|\Gamma_{n,t}| = o(1)$ almost surely when $t \geq 1$. Therefore, the dimension reduction space is an attractor in the algorithm. This recurring relation is then used to prove the convergence of the algorithm and the consistency of the final estimator. To ensure the convergence of the algorithm, we need to consider the consistency with probability 1.

The details of the proofs are organized as follows. In section 6.2, we first list a series of lemmas, Lemmas 6.1-6.5. Based on these Lemmas the theorems are then proved. The proofs of Lemmas 6.1-6.5 are algebraic albeit complex calculations of Lemmas 6.6 and 6.7. They can be found in Xia (2006b) and are available upon request. Lemmas 6.6 and 6.7 are two basic results used in the proof dealing with the uniform consistency. Their proofs are given in section 6.3.

6.2 Proofs of the theorems

We first introduce a set of notations. Let $\varepsilon_{b,i}(y) = H_b(Y_i - y) - E(H_b(Y_i - y)|X_i)$, $\mathcal{D}_Y \subset \mathbb{R}$ be a compact interior support of Y , i.e. for any $v \in \mathcal{D}_Y$, there exists $\delta > 0$ such that $\inf_{y:|y-v|<\delta} f_Y(y) > 0$. Similarly, we can define a compact interior support \mathcal{D}_X for X . For $\mathcal{B} \subset \{B : B^\top B = I_q\}$, define $\delta_B = \max\{|B - B_0| : B \in \mathcal{B}\}$. For any index set \mathcal{Z} and random matrix $A_n(z)$, we say $A_n(z) = \mathcal{O}(a_n|z \in \mathcal{Z})$, or $A_n(z) = \mathcal{O}(a_n)$ for simplicity, if $\sup_{z \in \mathcal{Z}} |A_n(z)|/a_n = O(1)$ almost surely. As usual, $A_n = O_P(a_n)$ indicates that every term in A_n is $O(a_n)$ in probability as $n \rightarrow \infty$. Recall that $B_0 = (\beta_{01}, \beta_{02}, \dots, \beta_{0q})$ and $B = (\beta_1, \beta_2, \dots, \beta_q)$. Let $H_{b,i}^{1,B}(x) = g_b(B_0^\top x, y) + \nabla^\top g_b(B_0^\top x, y) B^\top X_{ix}$, $H_{b,i}^{2,B}(x) = \sum_{\iota, \kappa=1}^q \nabla_{\iota, \kappa}^2 g_b(B_0^\top x, y) (\beta_\iota^\top X_{ix}) (\beta_\kappa^\top X_{ix})/2$ and $H_{b,i}^{3,B}(x) = \sum_{\iota, \kappa, \tau=1}^q \{\nabla_{\iota, \kappa, \tau}^3 g_b(B_0^\top x, y) (\beta_\iota^\top X_{ix}) (\beta_\kappa^\top X_{ix}) (\beta_\tau^\top X_{ix})\}/6$, where $X_{ix} = X_i - x$, $\nabla g_b(v_1, \dots, v_q, y)$ is defined in Section 2 and

$$\nabla_{\iota, \kappa}^2 g_b(v_1, \dots, v_q, y) = \frac{\partial^2}{\partial v_\iota \partial v_\kappa} g_b(v_1, \dots, v_q, y) \quad \text{for } \iota, \kappa = 1, 2, \dots, q,$$

and $\nabla_{\kappa,\tau,\iota}^3 g_b$ is defined naturally. By Taylor expansion of $g_b(B_0^\top X_i, y)$ at $B_0^\top x$, it follows from model (2.1) that

$$H_{b,i}(y) = H_{b,i}^{1,B_0}(x) + H_{b,i}^{2,B_0}(x) + H_{b,i}^{3,B_0}(x) + \varepsilon_{b,i}(y) + O(|B_0^\top X_{ix}|^4) \quad (6.2)$$

almost surely. Let $\delta_{mh} = (nh^m / \log n)^{-1/2}$, $\delta_{mhb} = (nh^m b / \log n)^{-1/2}$ for any integer m , $\delta_b = (nb / \log n)^{-1/2}$, $\delta_n = (\log n / n)^{1/2}$ and $r_{mhb} = h^2 + b^4 + \delta_b + \delta_{mh}$. Let f_B, f and f_Y be the density functions of $B^\top X$, X and Y respectively. Again, for simplicity, we write $f_B(x), \mu_B(x), w_B(x)$ for $f_B(B^\top x), \mu_B(B^\top x)$ and $w_B(B^\top x)$ respectively; see also the definitions in Section 3. Let c, c_0, c_1, \dots , be a sequences of positive constants, while c may have different values at different places.

Lemma 6.1 [Kernel smoother in the first iteration] Let

$$\begin{pmatrix} a_{xy} \\ b_{xy} h \end{pmatrix} = \left\{ \sum_{i=1}^n K_h(X_{ix}) \begin{pmatrix} 1 \\ X_{ix}/h \end{pmatrix} \begin{pmatrix} 1 \\ X_{ix}/h \end{pmatrix}^\top \right\}^{-1} \sum_{i=1}^n K_h(X_{ix}) \begin{pmatrix} 1 \\ X_{ix}/h \end{pmatrix} H_{b,i}(y).$$

Under assumptions (C1), (C2) and (C4), if $h \rightarrow 0, b \rightarrow 0$ and $nh^{p+2}b / \log n \rightarrow \infty$, then we have

$$\begin{aligned} a_{xy} &= g_b(B_0^\top x, y) + \frac{1}{2} \sum_{\kappa=1}^q \nabla_{\kappa,\kappa}^2 g_b(B_0^\top x, y) h^2 + \mathcal{O}(h^3 + \delta_{phb} |x \in \mathcal{D}_X, y \in \mathcal{D}_Y), \\ b_{xy} &= B_0 \nabla g_b(B_0^\top x, y) + \{\mu_{2p} n h^2 f(x)\}^{-1} \sum_{i=1}^n K_h(X_{ix}) X_{ix} \varepsilon_{b,i}(y) \\ &\quad + \mathcal{O}(h^2 + \delta_{phb} |x \in \mathcal{D}_X, y \in \mathcal{D}_Y). \end{aligned}$$

Lemma 6.2 [Kernel smoother in dOPG] Define $\mathcal{D}_q = \{D = B \text{diag}(\lambda_1, \dots, \lambda_q) B^\top + \tilde{B} \text{diag}(\lambda_{q+1}, \dots, \lambda_p) \tilde{B}^\top : (B, \tilde{B})^\top (B, \tilde{B}) = I_p, c_1 > \min(\lambda_1, \dots, \lambda_q) \geq c_0 > 0, B \in \mathcal{B} \text{ and } \max(\lambda_{q+1}, \dots, \lambda_p) / h^2 \leq e_n\}$. Let

$$S_n^D(x) = n^{-1} \sum_{i=1}^n K_h(D^{1/2} X_{ix}) \begin{pmatrix} 1 \\ X_{ix} \end{pmatrix} \begin{pmatrix} 1 \\ X_{ix} \end{pmatrix}^\top$$

and

$$\begin{pmatrix} a_{xy}^D \\ b_{xy}^D \end{pmatrix} = \{n S_n^D(x)\}^{-1} \sum_{i=1}^n K_h(D^{1/2} X_{ix}) \begin{pmatrix} 1 \\ X_{ix} \end{pmatrix} H_{b,i}(y).$$

Under assumptions (C1), (C2) and (C4), if $nh^{q+2}b/\log n \rightarrow \infty$, $b \rightarrow 0$, $h \rightarrow 0$, $\delta_B/h \rightarrow 0$ and $e_n \rightarrow 0$, then we have

$$\begin{aligned} a_{xy}^D &= g_b(B_0^\top x, y) + \frac{1}{2} \sum_{\kappa=1}^q \nabla_{\kappa, \kappa}^2 g_b(B_0^\top x, y) h^2 + \mathcal{O}(h^3 + \delta_{qhb} |x \in \mathcal{D}_X, y \in \mathcal{D}_Y, D \in \mathcal{D}_q), \\ b_{xy}^D &= B_0 \{ \nabla g_b(B_0^\top x, y) + \mathcal{O}(h^2 + \delta_{qh} + e_n) \} + \mathcal{E}_{n,0}^D(x, y) \\ &\quad + \mathcal{O}(\epsilon_{qhb} |x \in \mathcal{D}_X, y \in \mathcal{D}_Y, D \in \mathcal{D}_q), \end{aligned}$$

where $\epsilon_{qhb} = h^4 + (h^2 + \delta_{qh})\delta_{qhb} + (h^2 + \delta_{qhb})e_n + (h + \delta_{qhb}/h)\delta_B$ and

$$\mathcal{E}_{n,0}^D(x, y) = h^{p-q} \{nf_B(x)\}^{-1} \prod_{\tau=1}^q \lambda_\tau^{1/2} \bar{w}_B^\tau(x) \sum_{i=1}^n K_h(D^{1/2} X_{ix}) \{ \mu_B(x) - X_i \} \varepsilon_{b,i}(y).$$

Lemma 6.3 [Kernel smoother in dMAVE] Let

$$\Sigma_n^B(x) = n^{-1} \sum_{i=1}^n K_h(B^\top X_{ix}) \begin{pmatrix} 1 \\ B^\top X_{ix}/h \end{pmatrix} \begin{pmatrix} 1 \\ B^\top X_{ix}/h \end{pmatrix}^\top$$

and

$$\begin{pmatrix} a_{xy}^B \\ d_{xy}^B \end{pmatrix} = \{n\Sigma_n^B(x)\}^{-1} \sum_{i=1}^n K_h(B^\top X_{ix}) \begin{pmatrix} 1 \\ B^\top X_{ix}/h \end{pmatrix} H_{b,i}(y).$$

Under assumptions (C1), (C2) and (C4), if $nh^q b/\log n \rightarrow \infty$, $b \rightarrow 0$, $h \rightarrow 0$ and $\delta_B/h \rightarrow 0$, then

$$\begin{aligned} a_{xy}^B &= g_b(B_0^\top x, y) + \nabla^\top g_b(B_0^\top x, y) (B_0 - B)^\top \nu_B(x) + \frac{1}{2} \sum_{\kappa=1}^q \nabla_{\kappa, \kappa}^2 g_b(B_0^\top x, y) h^2 \\ &\quad + \mathcal{V}_{1n}^B(x, y) + \mathcal{O}(h^4 + \delta_{qh}\delta_{qhb} + h\delta_B + \delta_B^2 |x \in \mathcal{D}_X, y \in \mathcal{D}_Y, B \in \mathcal{B}), \\ d_{xy}^B h &= \nabla g_b(B_0^\top x, y) h + M_{1n}^B(x, y) h^3 + \mathcal{V}_{2n}^B(x, y) \\ &\quad + \mathcal{O}(h^4 + \delta_{qh}\delta_{qhb} + h\delta_B + \delta_B^2 |x \in \mathcal{D}_X, y \in \mathcal{D}_Y, B \in \mathcal{B}), \end{aligned}$$

where

$$\begin{aligned} \mathcal{V}_{1n}^B(x, y) &= \{1 + M_{2n}^B(x, h)h\} \mathcal{E}_{n,1}^B(x, y) + M_{3n}^B(x, h)h \mathcal{E}_{n,2}^B(x, y), \\ \mathcal{V}_{2n}^B(x, y) &= M_{4n}^B(x)h \mathcal{E}_{n,1}^B(x, y) + \{1 + M_{5n}^B(x, h)h\} \mathcal{E}_{n,2}^B(x, y), \end{aligned}$$

$M_{kn}^B(x)$, $k = 1, 2, \dots, 5$, are bounded continuous functions (details can be found in the proofs) and

$$\begin{aligned} \mathcal{E}_{n,1}^B(x, y) &= \{nf_B(x)\}^{-1} \sum_{i=1}^n K_h(B^\top X_{ix}) \varepsilon_{b,i}(y), \\ \mathcal{E}_{n,2}^B(x, y) &= \{nhf_B(x)\}^{-1} \sum_{i=1}^n K_h(B^\top X_{ix}) B^\top X_{ix} \varepsilon_{b,i}(y). \end{aligned}$$

Lemma 6.4 [Denominator of dMAVE] Let $\hat{\rho}_{jk}^B = \rho(\hat{f}_B(X_j))\rho(\hat{f}_Y(Y_k))$, where

$$\hat{f}_B(x) = n^{-1} \sum_{i=1}^n K_h(B^\top X_{ix}), \quad \hat{f}_Y(y) = n^{-1} \sum_{i=1}^n H_b(Y_i - y).$$

Let $X_{ijk}^B = d_{jk}^B \otimes X_{ij}$ where $d_{jk}^B = d_{X_j Y_k}^B$. Suppose (C1)–(C4) hold and $nh^{q+2}b/\log n \rightarrow \infty$, $nb^2/\log n \rightarrow \infty$, $b \rightarrow 0$, $h \rightarrow 0$ and $\delta_B/h \rightarrow 0$. We have

$$\begin{aligned} \left\{ n^{-3} \sum_{k,j,i=1}^n \hat{\rho}_{jk}^B K_h(B^\top X_{ij}) X_{ijk}^B (X_{ijk}^B)^\top \right\}^{-1} &= (I_q \otimes B) L_1^B (I_q \otimes B^\top) h^{-2} + (I_q \otimes B) L_2 \\ &+ L_3 (I_q \otimes B^\top) + \frac{1}{2} D_B^\dagger + \mathcal{O}\{(r_{qhb} + \delta_{qhb})/h | B \in \mathcal{B}\}, \end{aligned}$$

where L_1, L_2 and L_3 are constant matrices (details can be found in the proof) and $D_B = \int \rho(f_B(x))\rho(f_Y(y)) \nabla g_b(B_0^\top x, y) \nabla^\top g_b(B_0^\top x, y) \otimes \{\nu_B(x)\nu_B^\top(x)\} f(x)f(y) dx dy$.

Lemma 6.5 [Numerator of dMAVE] Suppose conditions (C1)–(C4) hold. If $b \rightarrow 0$, $h \rightarrow 0$, $nh^q b/\log n \rightarrow \infty$, $nb^2/\log n \rightarrow \infty$ and $\delta_B/h \rightarrow 0$, then

$$\begin{aligned} n^{-3} \sum_{k,j,i=1}^n \hat{\rho}_{jk}^B K_h(B^\top X_{ij}) X_{ijk}^B \{H_{b,i}(Y_k) - a_{jk}^B - \ell(B_0)^\top X_{ijk}^B\} &= D_B (\ell(B) - \ell(B_0)) \\ &+ \Phi_n(B_0) + \mathcal{O}\{h^4 + r_{qhb}\delta_{qhb} + \delta_{qhb}^2 + \delta_n^2/b^2 + (\delta_{qhb}/h + h)\delta_B | B \in \mathcal{B}\}, \end{aligned}$$

where $a_{jk}^B = a_{X_j Y_k}^B$, $\Phi_n(B_0) = O(\delta_n + \delta_{qhb}^2/h)$ almost surely and $\Phi_n(B_0) = O_P(n^{-1/2})$ with $(I_q \otimes B_0^\top) \Phi_n(B_0) = 0$ and $\sqrt{n} \Phi_n(B_0) \xrightarrow{D} N(0, \Sigma_0)$, where Σ_0 is given in Theorem 3.2.

Proof of Theorem 3.1 By Lemma 6.1, write

$$b_{xy} = B_0 c_n(x, y) + \{\mu_{2p} n h_0^2 f(x)\}^{-1} \sum_{i=1}^n K_{h_0}(X_{ix}) X_{ix} \varepsilon_{b_0, i}(y) + \tilde{B}_0 \mathcal{O}(h_0^2 + \delta_{ph_0 b_0}),$$

where (B_0, \tilde{B}_0) is a $p \times p$ orthogonal matrix and $c_n(x, y) = \nabla g_b(B_0^\top x, y) + \mathcal{O}(h_0^2 + \delta_{ph_0 b_0})$. By Lemma 6.6, the second term on the right hand side above is $\mathcal{O}(\delta_{ph_0 b_0}/h_0)$.

It follows from step 2 in the dOPG algorithm that

$$\begin{aligned} \hat{\Sigma}_{(1)} &= (B_0, \tilde{B}_0) C_n(B_0, \tilde{B}_0)^\top + n^{-3} \sum_{i,j,k=1}^n (S_{ijk} + S_{ijk}^\top) \\ &+ \mathcal{O}\{(h_0^2 + \delta_{ph_0 b_0})\delta_{ph_0 b_0}/h_0\}, \quad (6.3) \end{aligned}$$

where $\hat{\Sigma}_{(1)}$ and $\rho_{jk}^{(0)}$ are defined in the algorithm, $S_{ijk} = \rho_{jk}^{(0)} \{\mu_{2p} h_0^2 f(X_j)\}^{-1} B_0 \nabla g_{b_0} (B_0^\top X_j, Y_k) K_{h_0} (X_{ij}) X_{ij}^\top \varepsilon_{b_0, i}(Y_k)$ and

$$\begin{aligned} C_n &= n^{-2} \sum_{j,k=1}^n \rho_{jk}^{(0)} \begin{pmatrix} c_n(X_j, Y_k) \\ \mathcal{O}(h_0^2 + \delta_{ph_0 b_0}) \end{pmatrix} \begin{pmatrix} c_n(X_j, Y_k) \\ \mathcal{O}(h_0^2 + \delta_{ph_0 b_0}) \end{pmatrix}^\top \\ &= \begin{pmatrix} \Lambda_n^{(1)} & \mathcal{O}(h_0^2 + \delta_{ph_0 b_0}) \\ \mathcal{O}(h_0^2 + \delta_{ph_0 b_0}) & \mathcal{O}(h_0^4 + \delta_{ph_0 b_0}^2) \end{pmatrix}, \end{aligned}$$

where $\Lambda_n^{(1)} = n^{-2} \sum_{j,k=1}^n \rho_{jk}^{(0)} c_n(X_j, Y_k) c_n^\top(X_j, Y_k)$. By Lemma 6.6, we have $\tilde{f}_Y^{(0)}(y) = f_Y(y) + f_Y''(y) b_0^2 / 2 + \mathcal{O}(b_0^4 + \delta_{b_0} |y \in \mathcal{D}_Y)$, $\tilde{f}^{(0)}(x) = f(x) + \mathcal{O}(h_0^2 + \delta_{ph_0} |x \in \mathcal{D}_X)$. By the definition of $\rho(\cdot)$, we have $\rho_{xy}^{(0)} = \rho(f(x)) \tilde{\rho}_{b_0}(f_Y(y)) + \mathcal{O}(r_{ph_0 b_0} |x \in \mathbb{R}^p, y \in \mathbb{R})$, where $\tilde{\rho}_{b_0}(f_Y(y)) = \rho(f_Y(y)) + \rho'(f_Y(y)) f_Y''(y) b_0^2 / 2$. Let

$$\begin{aligned} \tilde{S}_{ijk} &= \rho(f(X_j)) \tilde{\rho}_{b_0}(f_Y(Y_k)) B_0 \nabla g_{b_0} (B_0^\top X_j, Y_k) \\ &\quad \times \{\mu_{2p} h_0^2 f(X_j)\}^{-1} K_{h_0} (X_{ij}) X_{ij}^\top \varepsilon_{b_0, i}(Y_k). \end{aligned}$$

By (C5) and Lemma 6.7, we have $n^{-3} \sum_{i,j,k=1}^n \tilde{S}_{ijk} = \mathcal{O}\{(\delta_n + \delta_{ph_0 b_0}^2 + \delta_n^2 / b_0^2) / h_0\}$.

Thus,

$$n^{-3} \sum_{i,j,k=1}^n S_{ijk} = n^{-3} \sum_{i,j,k=1}^n \tilde{S}_{ijk} + \mathcal{O}\{r_{ph_0 b_0} \delta_{ph_0 b_0} h_0^{-1}\} = \mathcal{O}(\tilde{\lambda}_n^{(1)}), \quad (6.4)$$

where

$$\tilde{\lambda}_n^{(1)} = \delta_n / h_0 + \delta_{ph_0 b_0}^2 / h_0 + \delta_n^2 / (b_0^2 h_0) + h_0^4 + r_{ph_0 b_0} \delta_{ph_0 b_0} h_0^{-1}.$$

By (C3) and the strong law of large numbers for U-statistics (cf. Hoeffding, 1961), $\Lambda_n^{(1)} = \int \rho(f(x)) \rho(f_Y(y)) \nabla g_{b_0} (B_0^\top x, y) \nabla^\top g_{b_0} (B_0^\top x, y) \} f(x) f_Y(y) dx dy + o(1)$ almost surely, which is of full rank asymptotically. Thus its eigenvalues are greater than a positive constant asymptotically. On the other hand, the eigenvalues of the lower right principal submatrix in C_n are of order $\tilde{\lambda}_n^{(1)}$. Let $\lambda_1^{(1)} \geq \dots \geq \lambda_p^{(1)}$ be the eigenvalues of $\hat{\Sigma}_{(1)}$ and $\beta_1^{(1)}, \dots, \beta_p^{(1)}$ be the corresponding eigenvectors. By the interlacing theorem (cf. Ando, 1987), we have $\min\{\lambda_1^{(1)}, \dots, \lambda_q^{(1)}\} > c$ and $\max\{\lambda_{q+1}^{(1)}, \dots, \lambda_p^{(1)}\} = \mathcal{O}(\tilde{\lambda}_n^{(1)})$. By (6.3) and (6.4) we have

$$\hat{\Sigma}_{(1)} = B_0 \Lambda_n^{(1)} B_0^\top + \mathcal{O}(\delta_B^{(1)}), \quad (6.5)$$

where $\delta_B^{(1)} = r_{ph_0b_0} + \delta_{ph_0b_0} + \delta_{ph_0}^2/h_0^2 + \delta_n/h_0 + \delta_n^2/(b_0^2h_0)$. Let $B_{(1)} = (\beta_1^{(1)}, \dots, \beta_1^{(q)})$. By Lemma 3.1 of Bai et al (1991), we have

$$B_{(1)}B_{(1)}^\top - B_0B_0^\top = \mathcal{O}(\delta_B^{(1)}). \quad (6.6)$$

Let $t = 1$. Consider the $(t + 1)$ th iteration. Let $\mathcal{E}_{n,0}^{(t)}(x, y) = \mathcal{E}_{n,0}^{\hat{\Sigma}^{(t)}}(x, y)$ as defined in Lemma 6.2. By the conditions on bandwidths in (C5), we have $e_n^{(1)} \stackrel{def}{=} \tilde{\lambda}_n^{(1)}/h_1^2 \rightarrow 0$ and $\delta_B^{(1)}/h_1 \rightarrow 0$. By Lemma 6.2, similar to (6.3), we have from the algorithm

$$\hat{\Sigma}_{(t+1)} = (B_0, \tilde{B}_0)C_n^{(t)}(B_0, \tilde{B}_0)^\top + n^{-2} \sum_{j,k=1}^n \{S_{jk}^{(t)} + (S_{jk}^{(t)})^\top\} + \mathcal{O}(\epsilon_{qhtb_t} \delta_{qhtb_t}), \quad (6.7)$$

where $S_{jk}^{(t)} = \rho_{jk}^{(t)} B_0 \{\nabla g_{b_t}(B_0^\top X_j, Y_k) + \mathcal{O}(h^2 + \delta_{qht} + e_n^{(t)})\} \{\mathcal{E}_{n,0}^{(t)}(X_j, Y_k)\}^\top$ and

$$C_n^{(t)} = \begin{pmatrix} \Lambda_n^{(t)} & \mathcal{O}(\epsilon_{qhb}) \\ \mathcal{O}(\epsilon_{qhb}) & \mathcal{O}(\epsilon_{qhb}^2) \end{pmatrix},$$

where $\Lambda_n^{(t)} = n^{-2} \sum_{j,k=1}^n \rho_{jk}^{(t)} \nabla g_{b_t}(B_0^\top X_j, Y_k) \nabla^\top g_{b_t}(B_0^\top X_j, Y_k) + \mathcal{O}\{h_t^2 + \delta_{qht} + e_n^{(t)}\}$. Note that $B_{(t)}^\top \mathcal{E}_{n,0}^{(t)}(X_j, Y_k) = 0$, $\mathcal{E}_{n,0}^{(t)}(X_j, Y_k) = \mathcal{O}(\delta_{qhtb_t})$ and $B_0^\top \mathcal{E}_{n,0}^{(t)}(X_j, Y_k) = \mathcal{O}(\delta_{qhtb_t} \delta_B^{(t)})$. It follows that

$$\begin{aligned} & n^{-2} \sum_{j,k=1}^n \{S_{jk}^{(t)} + (S_{jk}^{(t)})^\top\} \\ &= (B_0, \tilde{B}_0) \left[(B_0, \tilde{B}_0)^\top n^{-3} \sum_{j,k=1}^n \{S_{jk}^{(t)} + (S_{jk}^{(t)})^\top\} (B_0, \tilde{B}_0) \right] (B_0, \tilde{B}_0)^\top \\ &= (B_0, \tilde{B}_0) \begin{pmatrix} 0 & C_{12,n}^{(t)} \\ (C_{12,n}^{(t)})^\top & 0 \end{pmatrix} (B_0, \tilde{B}_0)^\top + \mathcal{O}(\delta_{qhtb_t} \delta_B^{(t)}), \end{aligned} \quad (6.8)$$

where $C_{12,n}^{(t)} = n^{-2} \sum_{j,k=1}^n \rho_{jk}^{(t)} \{\nabla g_{b_t}(B_0^\top X_j, Y_k) + \mathcal{O}(h_t^2 + \delta_{qht} + e_n^{(t)})\} \{\mathcal{E}_{n,0}^{(t)}(X_j, Y_k)\}^\top \tilde{B}_0$. Similar to $\rho_{xy}^{(0)}$, we have $\rho_{jk}^{(t)} = \tilde{\rho}_{jk}^{(t)} + \mathcal{O}(r_{qhtb_t})$ where $\tilde{\rho}_{jk}^{(t)} = \rho(f_{B_0}(X_j)) \{\rho(f_Y(Y_k)) + \rho'(f_Y(Y_k)) f_Y''(Y_k) b_t^2/2\}$. By (C5) and Lemma 6.7, we have

$$\begin{aligned} C_{12,n}^{(t)} &= n^{-2} \sum_{j,k=1}^n \tilde{\rho}_{jk}^{(t)} \nabla g_{b_t}(B_0^\top X_j, Y_k) \{\mathcal{E}_{n,0}^{(t)}(X_j, Y_k)\}^\top \tilde{B}_0 + \mathcal{O}(r_{qhtb_t} \delta_{qhtb_t} + e_n^{(t)} \delta_{qhtb_t}) \\ &= \mathcal{O}(\delta_n + \delta_{qhtb_t}^2 + \delta_n^2 b_t^{-2} + r_{qhtb_t} \delta_{qhtb_t} + e_n^{(t)} \delta_{qhtb_t}). \end{aligned} \quad (6.9)$$

By the strong law of large numbers for U-statistics, it follows $\Lambda_n^{(t)} = M_0 + o(1)$ almost surely, where M_0 is defined in (C3). Let $\lambda_1^{(t+1)} \geq \dots \geq \lambda_p^{(t+1)}$ be the eigenvalues of $\hat{\Sigma}_{(t+1)}$ and $B_{(t+1)}$ the first q eigenvectors. By the same arguments as

for $\tilde{\lambda}_n^{(1)}$, it follows from (6.7), (6.8) and (6.9) that $\min\{\lambda_1^{(t+1)}, \dots, \lambda_q^{(t+1)}\} > c$ and $\max\{\lambda_{q+1}^{(t+1)}, \dots, \lambda_p^{(t+1)}\} = \mathcal{O}\{\tilde{\lambda}_n^{(t+1)}\}$, where $\tilde{\lambda}_n^{(t+1)} = \epsilon_{qh_t b_t} \delta_{qh_t b_t} + \epsilon_{qh_t b_t}^2 + \delta_{qh_t b_t} \delta_B^{(t)}$. Considering $e_n^{(t+1)} h_{t+1} \stackrel{def}{=} \tilde{\lambda}_n^{(t+1)} / h_{t+1}$, there exists a constant c_1 , which does not depend on t , such that

$$e_n^{(t+1)} h_{t+1} \leq c_1 \{\chi_{0,n}^{(t)} + \chi_{1,n}^{(t)} e_n^{(t)} h_t + \chi_{2,n}^{(t)} \delta_B^{(t)}\}, \quad (6.10)$$

where $\chi_{0,n}^{(t)} = (h_t^4 + h_t^2 \delta_{qh_t b_t} + \delta_{qh_t b_t} \delta_{qh_t}) \delta_{qh_t b_t} / h_{t+1}$, $\chi_{1,n}^{(t)} = (h_t^2 + \delta_{qh_t b_t}) \delta_{qh_t b_t} / (h_t h_{t+1})$ and $\chi_{2,n}^{(t)} = \delta_{qh_t b_t} / h_{t+1}$. By (6.7) and (6.8), we write

$$\hat{\Sigma}_{(t+1)} = B_0 \Lambda_n^{(t)} B_0 + B_0 \tilde{C}_{12,n}^{(t)} \tilde{B}_0^\top + \tilde{B}_0 (\tilde{C}_{12,n}^{(t)} B_0)^\top + \mathcal{O}\{\epsilon_{qh_t b_t} + \delta_{qh_t b_t} \delta_B^{(t)}\}, \quad (6.11)$$

where $\tilde{C}_{12,n}^{(t)}$ is the first term on the right hand side of the first equation in (6.9). By the same arguments as for (6.6), we have $B_{(t+1)} B_{(t+1)}^\top - B_0 B_0^\top = \mathcal{O}\{\delta_{qh_t b_t} (\delta_{qh_t b_t} + r_{qh_t b_t}) + (h_t^2 + r_{qh_t b_t}) e_n^{(t)} + (h + \delta_{qh_t b_t} / h) \delta_B^{(t)} + \delta_n + \delta_n^2 / b_t^2 + h_t^4\}$. That is

$$\delta_B^{(t+1)} \leq c_2 \{\chi_{3,n}^{(t)} + \chi_{4,n}^{(t)} e_n^{(t)} h_t + \chi_{5,n}^{(t)} \delta_B^{(t)}\} \quad (6.12)$$

for a constant c_2 independent of t , where $\chi_{3,n}^{(t)} = \delta_{qh_t b_t} (\delta_{qh_t b_t} + r_{qh_t b_t}) + h_t^4 + \delta_n^2 / b_t^2 + \delta_n$, $\chi_{4,n}^{(t)} = (h_t^2 + r_{qh_t b_t}) / h_t$ and $\chi_{5,n}^{(t)} = h_t + \delta_{qh_t b_t} / h_t$. Note that h_t and b_t decreasing with t , by (C5) we have $\delta_{qh_t b_t} / h_{t+1} \leq \delta_{q\hbar b} / \hbar \rightarrow 0$. It follows that $e_n^{(t+1)} = \lambda_n^{(t+1)} / h_{t+1} \rightarrow 0$, $\delta_B^{(t+1)} = \mathcal{O}(r_{qh_t b_t})$ and $\delta_B^{(t+1)} / h_{t+1} \rightarrow 0$. Recursing (6.10) and (6.12), it follows that

$$\delta_B^{(\infty)} = \mathcal{O}\{\chi_{3,n}^{(\infty)} + \chi_{4,n}^{(\infty)} \chi_{0,n}^{(\infty)}\} = \mathcal{O}\{\hbar^4 + \delta_{q\hbar b} (\delta_{q\hbar b} + \hbar^2 + \mathfrak{b}^4) + \delta_n^2 / \mathfrak{b}^2 + \delta_n\}$$

and $e_n^{(\infty)} = \mathcal{O}(\delta_{q\hbar b})$. This is the first part of Theorem 3.1. By (6.11) and the equations above, write

$$\hat{\Sigma}_{(\infty)} = \{B_0 + \eta_n\} \Lambda_n^{(\infty)} \{B_0 + \eta_n\}^\top + \mathcal{O}\{\hbar^4 + \delta_{q\hbar b} (\delta_{q\hbar b} + \mathfrak{b}^4) + \delta_n^2 / \mathfrak{b}^2\},$$

where $\eta_n = \tilde{C}_{12,n}^{(\infty)} (\Lambda_n^{(\infty)})^{-1} = \mathcal{O}\{\hbar^4 + \delta_{q\hbar b} (\delta_{q\hbar b} + \mathfrak{b}^4) + \delta_n^2 / \mathfrak{b}^2 + \delta_n\}$. Note that $B_{(\infty)}^\top \bar{w}_{B_{(\infty)}}^+(x) = 0$ and thus $B_{(\infty)}^\top \eta_n = 0$. We have $\tilde{\Lambda}_n \stackrel{def}{=} (B_0 + \eta_n)^\top (B_0 + \eta_n) = I_q + \mathcal{O}(\delta_n^2)$. Let $\tilde{\eta}_n = \{B_0 + \eta_n\} \tilde{\Lambda}_n^{-1/2}$. It follows that

$$\hat{\Sigma}_{(\infty)} = \tilde{\eta}_n \Lambda_n^{(\infty)} \tilde{\eta}_n^\top + \mathcal{O}\{\hbar^4 + \delta_{q\hbar b} (\delta_{q\hbar b} + \mathfrak{b}^4) + \delta_n^2 / \mathfrak{b}^2\}.$$

Let \hat{B}_{dOPG} be the first q eigenvectors of $\hat{\Sigma}_{(\infty)}$. By Lemma 3.1 of Bai et al (1991), we have

$$\hat{B}_{dOPG}\hat{B}_{dOPG}^\top - B_0B_0^\top = B_0\eta_n^\top + \eta_nB_0^\top + O\{\hbar^4 + \delta_{q\hbar b}(\delta_{q\hbar b} + \mathfrak{b}^4) + \delta_n^2/\mathfrak{b}^2\}. \quad (6.13)$$

By Lemma 6.7 and (C5), we have

$$\begin{aligned} \eta_n &= n^{-2} \sum_{j,k=1}^n \rho(f_{B_0}(X_j))\rho(f_Y(Y_k))\mathcal{E}_{n,0}^{(\infty)}(X_j, Y_k) \nabla^\top g_b(B_0^\top X_j, Y_k)(\Lambda_n^{(\infty)})^{-1} \\ &\quad + \mathcal{O}\{r_{q\hbar b}\delta_{q\hbar b}\} \\ &= n^{-1} \sum_{i=1}^n \rho(f_{B_0}(X_i))\rho(f_Y(Y_i))\bar{w}_{B_0}^+(X_i)\nu_{B_0}(X_i)\zeta_i^\top (\Lambda_n^{(\infty)})^{-1} + \mathcal{O}\{r_{q\hbar b}\delta_{q\hbar b}\}, \end{aligned}$$

where $\zeta_i = \nabla g_b(B_0^\top X_i, Y_i)f_Y(Y_i) - E\{\nabla g_b(B_0^\top X_i, Y_i)f_Y(Y_i)|B_0^\top X_i\}$. Let $\tilde{\zeta}_i = \nabla f(Y_i|B_0^\top X_i)f_Y(Y_i) - E\{\nabla f(Y_i|B_0^\top X_i)f_Y(Y_i)|B_0^\top X_i\}$. As $b \rightarrow 0$, we have $\Lambda_n^{(\infty)} \rightarrow M_0$ almost surely, where M_0 is defined in (C3). By calculating the mean and covariance matrix, we have

$$n^{-1} \sum_{i=1}^n \rho(f_{B_0}(X_i))\rho(f_Y(Y_i))\bar{w}_{B_0}^+(X_i)\nu_{B_0}(X_i)(\tilde{\zeta}_i^\top - \zeta_i^\top) = o_P(n^{-1/2}).$$

It follows from the two equations above and the conditions in the Theorem for the bandwidths

$$\eta_n = n^{-1} \sum_{i=1}^n \rho(f_{B_0}(X_i))\rho(f_Y(Y_i))\bar{w}_{B_0}^+(X_i)\nu_{B_0}(X_i)\tilde{\zeta}_i^\top M_0^{-1} + o_P(n^{-1/2}). \quad (6.14)$$

After vectorizing η_n , the second part of Theorem 3.1 follows from (6.13), (6.14) and the central limit theorem. \square

Proof of Theorem 3.2 Consider the initial estimator $B_{(1)}$ in (6.6). Let $\tilde{Q} = B_{(1)}^\top B_0$. For simplicity, we assume $\tilde{Q} = I_q$; otherwise, we may use basis $B_0\tilde{Q}$ and consider the expansion in Lemmas 6.3, 6.4 and 6.5 at $(B_0\tilde{Q})^\top x$. Let $\tilde{\delta}_B^{(t)}$ be the consistency rate of the estimator in the t 'th iteration. Write $\ell(B_0) = (I_q \otimes B_0)\ell(I_q)$. By the definition of D_B in Lemma 6.4, it follows

$$(I_q \otimes B)^\top D_B = 0, \quad I_q \otimes B = I_q \otimes B_0 + O(\delta_B), \quad (I_q \otimes B_0)^\top \Phi_n(B_0) = 0. \quad (6.15)$$

By the definition of the Moore-Penrose inverse we have $D_B^+ D_B = I_q \otimes (\tilde{B}\tilde{B}^\top)$, where (B, \tilde{B}) is a $p \times p$ orthogonal matrix. By Lemmas 6.4, 6.5 and (6.1), for every $B_{(t)}$

in $\mathcal{B} = \{B : |B - B_0| \leq \tilde{\delta}_B^{(t)}\}$, if $\tilde{\delta}_B^{(t)}/h_t \rightarrow 0$ we have

$$\begin{aligned} \mathbf{b}^{(t+1)} &= (I_q \otimes B_0)\{\ell(I_q) + O(c_n^{(t)})\} + \frac{1}{2}\Psi_{(t)}\{\ell(B_{(t)}) - \ell(B_0)\} + \frac{1}{2}D_{(t)}^+ \Phi_n(B_0) \\ &\quad + \mathcal{O}\{\Delta_t + (h_t + \delta_{qh_t b_t}/h_t)\tilde{\delta}_B^{(t)}\}, \end{aligned} \quad (6.16)$$

where $\Delta_t = h_t^4 + (h_t^2 + b_t^4 + \delta_{qh_t b_t})\delta_{qh_t b_t} + \delta_n^2/b_t^2$, $c_n^{(t)} = \{\Delta_t + (\delta_{qh_t b_t}/h_t + h_t)\tilde{\delta}_B^{(t)}\}/h_t^2$, $D_{(t)} = D_{B_{(t)}}$ and $\Psi_{(t)} = I_q \otimes (\tilde{B}_{(t)}\tilde{B}_{(t)}^\top) = \Psi + \tilde{\delta}_B^{(t)}$, where $\Psi = I_q \otimes (\tilde{B}_0\tilde{B}_0^\top)$ is a projection matrix and (B_0, \tilde{B}_0) is a $p \times p$ orthogonal matrix. We have

$$\begin{aligned} \mathcal{M}(\mathbf{b}^{(t+1)}) &= B_0\Lambda_n^{(t)} + \frac{1}{2}\mathcal{M}(\Psi\{\ell(B_{(t)}) - \ell(B_0)\}) + \frac{1}{2}\mathcal{M}(D_{(t)}^+ \Phi_n(B_0)) \\ &\quad + \mathcal{O}\{\Delta_t + (h_t + \delta_{qh_t b_t}/h_t)\tilde{\delta}_B^{(t)}\}, \end{aligned}$$

where $\Lambda_n^{(t)} = I_q + O(c_n^{(t)})$ and $\mathcal{M}(\cdot)$ is defined in section 2.2. Note that

$$\tilde{\Lambda}_n^{(t+1)} \stackrel{def}{=} \{\mathcal{M}(\mathbf{b}^{(t+1)})\}^\top \mathcal{M}(\mathbf{b}^{(t+1)}) = (\Lambda_n^{(t)})^2 + \mathcal{O}\{\delta_B^{(t)} + \tilde{\delta}_n + \Delta_t + (h_t + \delta_{qh_t b_t}/h_t)\tilde{\delta}_B^{(t)}\},$$

where $\tilde{\delta}_n = \delta_n + \delta_{qh_t b_t}^2/h_t$. If $c_n^{(t)} = o(1)$ almost surely, then by Step 3

$$\begin{aligned} B_{(t+1)} &= B_0 + \frac{1}{2}\mathcal{M}(\Psi\{\ell(B_{(t)}) - \ell(B_0)\}) + \frac{1}{2}\mathcal{M}(D_{(t)}^+ \Phi_n(B_0)) \\ &\quad + \mathcal{O}\{\Delta_t + (h_t + \delta_{qh_t b_t}/h_t)\tilde{\delta}_B^{(t)}\} \\ &= B_0 + \frac{1}{2}\mathcal{M}(\Psi\{\ell(B_{(t)}) - \ell(B_0)\}) + \mathcal{O}\{\tilde{\delta}_n + \Delta_t + (h_t + \delta_{qh_t b_t}/h_t)\tilde{\delta}_B^{(t)}\}. \end{aligned} \quad (6.17)$$

By (C5) and (6.6), we have $\delta_{qh_t b_t}/h_t^2 \leq \delta_{q\tilde{h}\tilde{b}}/\tilde{h}^2 \rightarrow 0$, $\delta_B^{(1)}/h_1 \rightarrow 0$ and $c_n^{(1)} \rightarrow 0$ almost surely. Thus (6.17) holds for $t = 1$. By assumption (C5), it follows that $\tilde{\delta}_B^{(2)}/h_2 = o(1)$ and $c_n^{(2)} = o(1)$ almost surely. Thus (6.17) holds for $t = 2$. Recurring the formula, we have

$$\tilde{\delta}_B^{(\infty)} = \mathcal{O}(\Delta_\infty + \tilde{\delta}_n) = \mathcal{O}\{\tilde{h}^4 + (\tilde{h}^2 + \tilde{b}^4 + \delta_{q\tilde{h}\tilde{b}})\delta_{q\tilde{h}\tilde{b}} + \tilde{\delta}_n\}.$$

A more detailed deduction was given in Xia, Tong and Li (2002). Therefore, the first part of Theorem 3.2 follows immediately. By the first equation of (6.17) with $t = \infty$ and Lemma 6.5, we have

$$\begin{aligned} B_{(\infty)} - B_0 &= \frac{1}{2}\mathcal{M}(\Psi\{\ell(B_{(\infty)}) - \ell(B_0)\}) + \frac{1}{2}\mathcal{M}(D_{(\infty)}^+ \Phi_n(B_0)) \\ &\quad + O_P\{\tilde{h}^4 + (\tilde{h}^2 + \tilde{b}^4 + \delta_{q\tilde{h}\tilde{b}})\delta_{q\tilde{h}\tilde{b}}\}. \end{aligned}$$

Multiplying both sides by B_0^\top , by (6.15) we have

$$B_0^\top B_{(\infty)} - I = O_P\{\hbar^4 + (\hbar^2 + \mathfrak{b}^4 + \delta_{q\hbar\mathfrak{b}})\delta_{q\hbar\mathfrak{b}}\}.$$

It follows that

$$\begin{aligned} B_{(\infty)}B_{(\infty)}^\top B_0 - B_0 &= \frac{1}{2}\mathcal{M}(\Psi\{\ell(B_{(\infty)}) - \ell(B_0)\}) + \frac{1}{2}\mathcal{M}(D_{(\infty)}^+\Phi_n(B_0)) \\ &\quad + O_P\{\hbar^4 + (\hbar^2 + \mathfrak{b}^4 + \delta_{q\hbar\mathfrak{b}})\delta_{q\hbar\mathfrak{b}}\}. \end{aligned}$$

Note that $\Psi D_{(\infty)}^+ = D_{(\infty)}^+ + O_P(\tilde{\delta}_B^{(\infty)})$. We have

$$\ell(B_{(\infty)}B_{(\infty)}^\top B_0) - \ell(B_0) = D_{(\infty)}^+\Phi_n(B_0) + O_P\{\hbar^4 + (\hbar^2 + \mathfrak{b}^4 + \delta_{q\hbar\mathfrak{b}})\delta_{q\hbar\mathfrak{b}}\}.$$

This is the second part of Theorem 3.2. \square

6.3 Auxiliaries

Lemma 6.6 Suppose $m_n(\chi, Z), n = 1, 2, \dots$, are measurable functions of Z with index $\chi \in \mathbb{R}^d$, where d is an integer, such that (I) $|m_n(\chi, Z)| \leq M(Z)$ with $E(M^r(Z)) < \infty$ for some $r > 2$; (II) $\sup_\chi E|m_n(\chi, Z)|^2 < a_n$; and (III) $|m_n(\chi, Z) - m_n(\chi', Z)| \leq |\chi - \chi'|^{\alpha_1} n^{\alpha_2} G(Z)$ with some $\alpha_1, \alpha_2 > 0$ and $E|G(Z)| < \infty$. Suppose $\{Z_i, i = 1, \dots, n\}$ is a random sample from Z . If $a_n = cn^{-\delta}$ with $0 \leq \delta < 1 - 2/r$ and $c > 0$, then for any positive α_0 we have

$$\sup_{|\chi| \leq n^{\alpha_0}} \left| n^{-1} \sum_{i=1}^n \{m_n(\chi, Z_i) - Em_n(\chi, Z_i)\} \right| = O\{(a_n \log n/n)^{1/2}\}$$

almost surely.

Proof of Lemma 6.6 The ‘‘continuity argument’’ approach is used here. See, e.g. Mack and Silverman (1982) and Härdle et al (1993). Note that $\mathcal{D}_n \stackrel{\text{def}}{=} \{|\chi| \leq n^{\alpha_0}\}$ is bounded and its Borel measure is less than $c_1 n^{\alpha_0 d}$ for some constant c_1 . There are n^{α_4} ($\alpha_4 > \alpha_0 d + (1 + \alpha_2)d/\alpha_1$) balls B_{n_k} centered at χ_{n_k} , $1 \leq k \leq n^{\alpha_4}$, with diameter less than $c_2 n^{-(1+\alpha_2)/\alpha_1}$, such that $\mathcal{D}_n \subset \cup_{1 \leq k \leq n^{\alpha_4}} B_{n_k}$. It follows that

$$\begin{aligned} &\sup_{\chi \in \mathcal{D}_n} \left| \frac{1}{n} \sum_{i=1}^n \{m_n(\chi, Z_i) - Em_n(\chi, Z_i)\} \right| \\ &\leq \max_{1 \leq k \leq n^{\alpha_4}} \left| \frac{1}{n} \sum_{i=1}^n \{m_n(\chi_{n_k}, Z_i) - Em_n(\chi_{n_k}, Z_i)\} \right| \end{aligned}$$

$$\begin{aligned}
& + \max_{1 \leq k \leq n^{\alpha_4}} \sup_{\chi \in B_{n_k}} \left| \frac{1}{n} \sum_{i=1}^n \left[\{m_n(\chi, Z_i) - m_n(\chi_{n_k}, Z_i)\} \right. \right. \\
& \quad \left. \left. - E\{m_n(\chi, Z_i) - m_n(\chi_{n_k}, Z_i)\} \right] \right| \\
& \stackrel{\text{def}}{=} \max_{1 \leq k \leq n^{\alpha_4}} |R_{n,k,1}| + \max_{1 \leq k \leq n^{\alpha_4}} \sup_{\chi \in B_{n_k}} |R_{n,k,2}|. \tag{6.18}
\end{aligned}$$

By condition (III) and the definition of B_{n_k} , we have

$$\begin{aligned}
\max_{1 \leq k \leq n^{\alpha_4}} \sup_{\chi \in B_{n_k}} |m_n(\chi, Z_i) - m_n(\chi_{n_k}, Z_i)| & \leq \max_{1 \leq k \leq n^{\alpha_4}} \sup_{\chi \in B_{n_k}} n^{\alpha_2} |\chi - \chi_{n_k}|^{\alpha_1} G(Z_i) \\
& \leq c_3 n^{-1} G(Z_i).
\end{aligned}$$

By the strong law of large numbers, we have

$$\max_{1 \leq k \leq n^{\alpha_4}} \sup_{\chi \in B_{n_k}} |R_{n,k,2}| \leq c_4 n^{-2} \sum_{i=1}^n \{G(Z_i) + EG(Z_i)\} = O(n^{-1}) \tag{6.19}$$

almost surely. Let $T_n = (na_n / \log n)^{1/2}$, $m_n^o(\chi_{n_k}, Z_i) = m_n(\chi_{n_k}, Z_i) I\{|M(Z_i)| \geq T_n\}$ and $m_n^I(\chi_{n_k}, Z_i) = m_n(\chi_{n_k}, Z_i) - m_n^o(\chi_{n_k}, Z_i)$. Write

$$R_{n,k,1} = \frac{1}{n} \sum_{i=1}^n \left[m_n^o(\chi_{n_k}, Z_i) - E\{m_n^o(\chi_{n_k}, Z_i)\} \right] + \frac{1}{n} \sum_{i=1}^n \xi_{n_k,i}, \tag{6.20}$$

where $\xi_{n_k,i} = m_n^I(\chi_{n_k}, Z_i) - E\{m_n^I(\chi_{n_k}, Z_i)\}$. By the truncation, it follows that

$$E|m_n^o(\chi_{n_k}, Z_i)| \leq T_n^{-r+1} E|M(Z_i)|^r.$$

If $a_n = cn^{-\delta}$ with $0 \leq \delta < 1 - 2/r$, we have

$$n^{-1} \left| \sum_{i=1}^n E m_n^o(\chi_{n_k}, Z_i) \right| \leq E|M(Z_1)|^r T_n^{-r+1} = o(\{a_n \log(n)/n\}^{1/2}). \tag{6.21}$$

Again by the truncation, we have

$$\sum_{i=1}^n |m_n^o(\chi_{n_k}, Z_i)| \leq \sum_{i=1}^n |M(Z_i)| I(|M(Z_i)| \geq T_n) \leq T_n^{-r+1} \sum_{i=1}^n |M(Z_i)|^r I(|M(Z_i)| \geq T_n).$$

For fixed T , by the strong law of large numbers, we have

$$n^{-1} \sum_{i=1}^n |M(Z_i)|^r I(|M(Z_i)| \geq T) \rightarrow E\{|M(Z_1)|^r I(|M(Z_1)| \geq T)\}$$

almost surely. The right hand side above is dominated by $E\{|M(Z_i)|^r\}$ and $\rightarrow 0$ as $T \rightarrow \infty$. Note that T_n increase to ∞ with n . For large n such that $T_n > T$, we have

$$C_n \stackrel{def}{=} n^{-1} \sum_{i=1}^n |M(Z_i)|^r I(|M(Z_i)| \geq T_n) \leq n^{-1} \sum_{i=1}^n |M(Z_i)|^r I(|M(Z_i)| \geq T) \rightarrow 0$$

almost surely as $T \rightarrow \infty$. It follows

$$\max_{1 \leq k \leq n^{\alpha_4}} n^{-1} \left| \sum_{i=1}^n m_n^o(\chi_{n_k}, Z_i) \right| \leq C_n T_n^{-r+1} = o\{(a_n \log n/n)^{1/2}\} \quad (6.22)$$

almost surely. By condition (II), we have

$$\begin{aligned} \max_{1 \leq k \leq n^{\alpha_4}} \text{Var} \left(\sum_{i=1}^n \xi_{n_k, i} \right) &\leq n \max_{1 \leq k \leq n^{\alpha_4}} E\{m_n^I(\chi_{n_k}, Z_1)\}^2 \\ &\leq n \max_{1 \leq k \leq n^{\alpha_4}} E\{m_n(\chi_{n_k}, Z_1)\}^2 \leq c_5 n a_n \stackrel{def}{=} N_1. \end{aligned} \quad (6.23)$$

By the condition on a_n and the definition of $\xi_{n_k, i}$, we have

$$\max_{1 \leq k \leq n^{\alpha_4}} |\xi_{n_k, i}| \leq c_6 T_n = c_6 (n a_n / \log n)^{1/2} \stackrel{def}{=} N_2. \quad (6.24)$$

Let $N_3 = c_7 (n a_n \log n)^{1/2}$ with $c_7^2 > 2(\alpha_4 + 2)(c_5 + c_6 c_7)$. By the Bernstein's inequality (cf. DE LA Peña, 1999), we have from (6.23) and (6.24) that

$$\begin{aligned} P\left(\left|\sum_{i=1}^n \xi_{n_k, i}\right| > N_3\right) &\leq 2 \exp\left(\frac{-N_3^2}{2(N_1 + N_2 N_3)}\right) \\ &\leq 2 \exp\{-c_7^2 \log n / (2c_5 + 2c_6 c_7)\} \\ &\leq c_8 n^{-\alpha_4 - 2}. \end{aligned}$$

It follows that

$$\sum_{n=1}^{\infty} \Pr\left(\max_{1 \leq k \leq n^{\alpha_4}} \left|\sum_{i=1}^n \xi_{n_k, i}\right| \geq N_3\right) \leq \sum_{n=1}^{\infty} n^{\alpha_4} \max_{1 \leq k \leq n^{\alpha_4}} \Pr\left(\left|\sum_{i=1}^n \xi_{n_k, i}\right| \geq N_3\right) < \infty. \quad (6.25)$$

By the Borel-Cantelli lemma (cf. Chow and Teicher, 1978, p.60), we have

$$\max_{1 \leq k \leq n^{\alpha_4}} \left|\sum_{i=1}^n \xi_{n_k, i}\right| = O(N_3) \quad (6.26)$$

almost surely. Combining (6.20), (6.21), (6.22) and (6.26), we have

$$\max_{1 \leq k \leq n^{\alpha_4}} |R_{n, k, 1}| = O\{(a_n \log(n)/n)^{1/2}\} \quad (6.27)$$

almost surely. Lemma 6.6 follows from (6.18), (6.19) and (6.27). \square

For any function $G(X_i, Y_i, X_j, Y_j, X_k, Y_k)$ (or $G(X_j, Y_j, X_k, Y_k)$), we introduce a projection operator E_k as follows.

$$E_k G(X_i, Y_i, X_j, Y_j, X_k, Y_k) = E\{G(X_i, Y_i, X_j, Y_j, X_k, Y_k) | X_i, Y_i, X_j, Y_j\}.$$

Lemma 6.7 Let $\mathcal{A} = \{A : A^\top A = I_\kappa\}$ with $1 \leq \kappa \leq p$. Suppose $g_0(y), g_1(x), g_2(x)$ are bounded continuous functions. If conditions (C2) and (C4) hold with B replaced by A for all $A \in \mathcal{A}$, then

$$\begin{aligned} n^{-3} \sum_{i,j,k=1}^n K_h(A^\top X_{ij}) g_1(X_i) g_2(X_j) g_0(Y_k) \nabla g_b(B_0^\top X_j, Y_k) \varepsilon_{b,i}(Y_k) \\ = n^{-1} \sum_{i=1}^n E_j E_k \{K_h(A^\top X_{ij}) \nabla g_b(B_0^\top X_j, Y_k) \varepsilon_{b,i}(Y_k)\} + \mathcal{O}(\varsigma_{\kappa hb} | A \in \mathcal{A}), \end{aligned}$$

where $\varsigma_{\kappa hb} = \delta_n^3 h^{-\kappa} b^{-2} + \delta_{\kappa hb}^2 + \delta_n^2 b^{-2}$ and the first term on the right hand side is $\mathcal{O}(\delta_n)$.

Proof of Lemma 6.7 For easy of exposition, we consider $g_k \equiv 1, k = 0, 1, 2$ only. Let $\Delta_n(A)$ be the left hand side of the equation in the lemma. Let $\varphi_K(s) = (2\pi)^{-\kappa} \int \exp(is^\top u) K(u) du$ and $\varphi_H(t) = (2\pi)^{-1} \int \exp(itv) H(v) dv$ be the Fourier transformations, where i is the imaginary unit. It follows from the inverse Fourier transformation that $g_b(u, y) = b^{-1} \int \varphi_H(t') e^{-it'y/b} E\{e^{it'Y/b} | B_0^\top X = u\} dt'$. Thus

$$\nabla g_b(B_0^\top X_j, Y_k) = b^{-1} \int \varphi_H(t') \nabla \tilde{g}_b(B_0^\top X_j) e^{-it'Y_k/b} dt', \quad (6.28)$$

where $\nabla \tilde{g}_b(u) = \partial E(e^{it'Y/b} | B_0^\top X = u) / \partial u$. We have

$$\begin{aligned} \Delta_n(A) &= \frac{1}{n^3 b} \int \varphi_H(t') \sum_{i,j,k=1}^n \{K_h(A^\top X_{ij}) \nabla \tilde{g}_b(B_0^\top X_j) - E_j[K_h(A^\top X_{ij}) \\ &\quad \times \nabla \tilde{g}_b(B_0^\top X_j)]\} \{\varepsilon_{b,i}(Y_k) e^{-it'Y_k/b} - E_k[\varepsilon_{b,i}(Y_k) e^{-it'Y_k/b}]\} dt' \\ &\quad + \frac{1}{n^2 b} \int \varphi_H(t') \sum_{i,k=1}^n E_j [K_h(A^\top X_{ij}) \nabla \tilde{g}_b(B_0^\top X_j)] \\ &\quad \quad \quad \times \{\varepsilon_{b,i}(Y_k) e^{-it'Y_k/b} - E_k[\varepsilon_{b,i}(Y_k) e^{-it'Y_k/b}]\} dt' \\ &\quad + \frac{1}{n^2 b} \int \varphi_H(t') \sum_{i,j=1}^n E_k [\varepsilon_{b,i}(Y_k) e^{-it'Y_k/b}] \{K_h(A^\top X_{ij}) \nabla \tilde{g}_b(B_0^\top X_j) \\ &\quad \quad \quad - E_j [K_h(A^\top X_{ij}) \nabla \tilde{g}_b(B_0^\top X_j)]\} dt' \end{aligned}$$

$$\begin{aligned}
& + \frac{1}{nb} \int \varphi_H(t') \sum_{i=1}^n E_j [K_h(A^\top X_{ij}) \nabla \tilde{g}_b(B_0^\top X_j)] E_k [\varepsilon_{b,i}(Y_k) e^{-t' Y_k/b}] dt' \\
\stackrel{def}{=} & \Delta_{n,1}(A) + \Delta_{n,2}(A) + \Delta_{n,3}(A) + \Delta_{n,4}(A). \tag{6.29}
\end{aligned}$$

By the inverse Fourier transformation, it follows that $K_h(A^\top X_{ij}) = h^{-\kappa} \int \varphi_K(s) e^{-is^\top A^\top X_{ij}/h} ds$ and $H_b(Y_i - Y_k) = b^{-1} \int \varphi_H(t) e^{-it(Y_i - Y_k)/b} dt$. Thus

$$\Delta_{n,1}(A) = \frac{1}{n^3 h^\kappa b^2} \int \prod_{\ell=1}^3 \sum_{i=1}^n m_{\ell,n}(A, s, t, t', X_i, Y_i) \varphi_K(s) \varphi_H(t) \varphi_H(t') ds dt dt',$$

where

$$\begin{aligned}
m_{1,n}(A, s, t, t', X_i, Y_i) &= e^{-is^\top A^\top X_i/h} \nabla \tilde{g}_b(B_0^\top X_i) - E[e^{-is^\top A^\top X_i/h} \nabla \tilde{g}_b(B_0^\top X_i)], \\
m_{2,n}(A, s, t, t', X_i, Y_i) &= e^{i(t-t')Y_i/b} - E[e^{i(t-t')Y_i/b}]
\end{aligned}$$

and

$$m_{3,n}(A, s, t, t', X_i, Y_i) = e^{-tY_i/b} - E(e^{-tY_i/b} | X_i).$$

By (C2), we have that $|\nabla \tilde{g}_b(u)| \leq \int |\nabla f_0(y|u)| dy$ is bounded. For any $r > 2$, it follows that $\sup_{t'} E\{\nabla \tilde{g}_b(B_0^\top X_i)\}^r \leq c$ and that

$$\sup_{A, s, t, t'} E|m_{\ell,n}(A, s, t, t', X_i, Y_i)|^r \leq c, \quad \ell = 1, 2, 3,$$

where c is a finite constant. For any $\alpha_0 > 0$, let $\mathcal{D}'_n = \{(t, t', s) : |t| \leq n^{\alpha_0}, |t'| \leq n^{\alpha_0}, |s| \leq n^{\alpha_0}\}$. By taking $\chi = (A, t, t', s)$ and $a_n = c$, we have from Lemma 6.6

$$\sup_{A \in \mathcal{A}, (t, t', s) \in \mathcal{D}'_n} n^{-1} \left| \sum_{i=1}^n m_{\ell,n}(A, s, t, t', X_i, Y_i) \right| = O(\delta_n), \quad \ell = 1, 2, 3 \tag{6.30}$$

almost surely. On the other hand, $|m_{\ell,n}(A, s, t, t', X_i, Y_i)|$ is bounded. Thus,

$$\sup_{A \in \mathcal{A}, (t, t', s)} n^{-1} \left| \sum_{i=1}^n m_{\ell,n}(A, s, t, t', X_i, Y_i) \right| = O(1), \quad \ell = 1, 2, 3. \tag{6.31}$$

By (C4), the Fourier transformation functions $\varphi_K(\cdot)$ and $\varphi_H(\cdot)$ are absolutely integrable; see Chung (p.166, 1968). We can choose α_0 such that

$$\int_{|s| > n^{\alpha_0}} |\varphi_K(s)| ds = O(\delta_n^3), \quad \int_{|t| > n^{\alpha_0}} |\varphi_H(t)| dt < O(\delta_n^3). \tag{6.32}$$

Partition the integration region in $\Delta_{n,1}(A)$ into two parts, we have from (6.30)-(6.32) that

$$\begin{aligned}
\sup_{A \in \mathcal{A}} \left| \Delta_{n,1}(A) \right| &\leq \frac{1}{n^3 h^\kappa b^2} \int_{(s,t,t') \in \mathcal{D}'_n} \prod_{\ell=1}^3 \sup_{A \in \mathcal{A}} \left| \sum_{i=1}^n m_{\ell,n}(A, s, t, t', X_i, Y_i) \right| \\
&\quad \times |\varphi_K(s) \varphi_H(t) \varphi_H(t')| ds dt dt' \\
&+ \frac{1}{n^3 h^\kappa b^2} \int_{(s,t,t') \notin \mathcal{D}'_n} \prod_{\ell=1}^3 \sup_{A \in \mathcal{A}} \left| \sum_{i=1}^n m_{\ell,n}(A, s, t, t', X_i, Y_i) \right| \\
&\quad \times |\varphi_K(s) \varphi_H(t) \varphi_H(t')| ds dt dt' \\
&= (h^\kappa b^2)^{-1} O(\delta_n^3) \int |\varphi_K(s) \varphi_H(t) \varphi_H(t')| ds dt dt' \\
&\quad + (h^\kappa b^2)^{-1} O(1) \int_{(s,t,t') \notin \mathcal{D}'_n} |\varphi_K(s) \varphi_H(t) \varphi_H(t')| ds dt dt' \\
&= O(\delta_n^3 h^{-\kappa} b^{-2}) \tag{6.33}
\end{aligned}$$

almost surely. Let $\tilde{g}(X_i) = E_j[K_h(A^\top X_{ij}) \nabla \tilde{g}_b(B_0^\top X_j)]$. It is easy to see that $\tilde{g}(X_i) = O(1)$ almost surely. Applying the inverse Fourier transformation to $\varepsilon_{b,i}(Y_k)$ and using similar arguments leading to (6.33), we have

$$\sup_{A \in \mathcal{A}} \left| \Delta_{n,2}(A) \right| = O(\delta_n^2 b^{-2}) \tag{6.34}$$

almost surely. Applying the inverse Fourier transformation to $K_h(A^\top X_{ij})$, similar to (6.33) we have

$$\sup_{A \in \mathcal{A}} \left| \Delta_{n,3}(A) \right| = O(\delta_n^2 h^{-\kappa} b^{-1}) \tag{6.35}$$

almost surely. By (6.28), we have

$$\Delta_{n,4}(A) = n^{-1} \sum_{i=1}^n E_j E_k \{ K_h(A^\top X_{ij}) \nabla g_b(B_0^\top X_j, Y_k) \varepsilon_{b,i}(Y_k) \}.$$

By Lemma 6.6, we have

$$\sup_{A \in \mathcal{A}} \Delta_{n,4}(A) = O(\delta_n) \tag{6.36}$$

almost surely. Finally, Lemma 6.7 follows from (6.33)-(6.36) and (6.29). \square

Acknowledgements: Two referees and an associate editor, Professor Z. D. Bai and Professor B. Brown provided for very valuable comments and suggestions for the paper. The work was supported by NUS FRG R-155-000-048-112.

References

- Ando, T. (1987) Totally positive matrices. *Linear Algebra Appl.* **90**, 165-219.
- Bai, Z. D., Miao, B. Q. and Rao, C. R. (1991) Estimation of directions of arrival of signals: Asymptotic results. *Advances in Spectrum Analysis and Array Processing*, vol. 1 (edited by Simon Haykin).
- Chen, C-H. and Li, K. C. (1998) Can SIR be as popular as multiple linear regression? *Statistica Sinica*, **8**, 289-316.
- Chung K. L. (1968) *A Course in probability Theory*. Academic Press, New York.
- Chow, Y. S. and Teicher, H. (1978) *Probability Theory, Independence, Interchangeability and Martingales*. Springer-Verlag, New York.
- Cook, R. D. (1998) *Regression Graphics*. New York, Wiley.
- Cook, R. D. and Li, B. (2002) Dimension reduction for conditional mean in regression. *The Annals of Statistics*, **30**, 455-474.
- Cook, R. D. and Weisberg, S. (1991) Sliced inverse regression for dimension reduction: comment. *J. Amer. Statist. Ass.*, **86**, 328-332.
- Delecroix, M., Hristache, M. and Patilea, V. (2005) On semiparametric M-estimation in single-index regression. *Journal of Statistical Planning and Inference* **136**, 730-769
- Fan, J. and Gijbels, I. (1996) *Local Polynomial Modelling and Its Applications*. Chapman & Hall, London.
- Fan, J. and Yao, Q. (2003) *Nonlinear Time Series : nonparametric and parametric methods*. New York : Springer Verlag.
- Fan, J., Yao, Q. and Tong, H. (1996) Estimation of conditional densities and sensitivity measures in nonlinear dynamical systems. *Biometrika*, **83**, 189-196.
- Härdle, W. (1991) Sliced inverse regression for dimension Reduction: comment. *J. Amer. Statist. Ass.*, **86**, 332-334.
- Härdle, W., Hall, P. and Ichimura, H. (1993) Optimal smoothing in single-index models. *Ann. Statist.*, **21**, 157-178.

- Härdle, W. and Stoker, T. M. (1989) Investigating smooth multiple regression by method of average derivatives. *J. Amer. Stat. Ass.* **84**, 986-995.
- Hoeffding, W. (1961) *The strong law of large numbers for U-statistics*. Inst. Statist. Univ. of North Carolina, Mimeo Report, No. 302.
- Horowitz, J. L. and Hardle, W. (1996) Direct semiparametric estimation of single-index models with discrete covariates. *J. Amer. Stat. Ass.* **91**, 1632-1640.
- Hristache, M., Juditski, A. and Spokoiny, V. (2001) Direct estimation of the index coefficients in a single-index model. *Annals of Statistics*, **29**, 595-623.
- Hristache, M., Juditski, A., Polzehl, J., Spokoiny, V. (2001) Structure adaptive approach for dimension reduction. *Annals of Statistics*, **29** 1537–1566.
- Li, B., Zha, H. and Chiaromonte, F. (2005) Contour regression: a general approach to dimension reduction. *The Annals of Statistics*, **33**, 1580-1616.
- Li, K. C. (1991) Sliced inverse regression for dimension reduction (with discussion). *J. Amer. Statist. Ass.*, **86**, 316-342.
- Li, K. C. (1992) On principal hessian directions for data visualization and dimension reduction: another application of Stein's lemma. *Journal of the American Statistical Association*, **87**, 1025-1039.
- Lue, H-H. (2004) Principal Hessian directions for regression with measurement error. *Biometrika*, **91**, 409-423.
- Mack, Y. P. and Silverman, B.W. (1982) Weak and strong uniform consistency of kernel regression estimates. *Z. Wahrsch. verw. Gebiete*, **61**, 405–415.
- Samarov, A. M. (1993) Exploring regression structure using nonparametric functional estimation. *J. Amer. Statist. Ass.* **88**, 836-847.
- Scott, D. W. (1992) *Multivariate Density Estimation: Theory, Practice and visualization*. John Wiley & Sons, New York.
- DE LA Peña V., H. (1999) A general class of exponential inequalities for martingales and ratios. *Ann. of Prob.* **27**, 537-564.
- World Health Organization, Reports on a WHO/HEI working group, Bonn, Germany, (2003).

- Xia, Y., Tong, H., Li, W. K. and Zhu, L. (2002) An adaptive estimation of dimension reduction space (with discussions). *J. Roy. Statist. Soc. B.*, **64**, 363-410.
- Xia, Y., Tong, H. and Li W. K. (2002) Single-index volatility models and estimation. *Statistica Sinica*, **12**, 785-799.
- Xia, Y. (2006a) Asymptotic distributions for two estimators of the single-index model. *Econometric Theory*, **22**, 1112-1137.
- Xia, Y. (2006b) A constructive approach to the estimation of dimension reduction Directions. *Technical Report*, Department of Statistics and Applied Probability, National University of Singapore.
- Yin, X. and Cook, R. D. (2002) Dimension reduction for the conditional k -th moment in regression. *J. Roy. Stat Soc. B*, **64**, 159-175.
- Yin, X. and Cook, R. D. (2005) Direction estimation in single-index regressions. *Biometrika*, **92**, 371-384.

Yingcun Xia
Department of Statistics and Applied Probability
National University of Singapore
Singapore
Email: *staxyc@stat.nus.edu.sg*

A Constructive Approach to the Estimation of Dimension Reduction Directions

Yingcun Xia

National University of Singapore

Abstract

In this paper, we propose two new methods to estimate the dimension-reduction directions of the central subspace (CS) by constructing a regression model such that the directions are all captured in the regression mean. Compared with the inverse regression estimation methods (e.g. Li, 1991, 1992; Cook and Weisberg, 1991), the new methods require no strong assumptions on the design of covariates or the functional relation between regressors and the response variable, and have better performance than the inverse regression estimation methods for finite samples. Compared with the direct regression estimation methods (e.g. Härdle and Stoker, 1989; Hristache, Juditski, Polzehl and Spokoiny, 2001; Xia, Tong, Li and Zhu, 2002), which can only estimate the directions of CS in the regression mean, the new methods can detect the directions of CS exhaustively. Consistency of the estimators and the convergence of corresponding algorithms are proved.

Key words: Conditional density function; Convergence of algorithm; Double-kernel smoothing; Efficient dimension reduction; Root- n consistency.

Abbreviated Title: A Constructive Approach to Dimension Reduction

AMS 200 Subject Classifications: Primary 62G08; Secondary 62G09, 62H05.

1 Introduction

Suppose X is a random vector in \mathbb{R}^p and Y is a univariate random variable. Let $B_0 = (\beta_{01}, \dots, \beta_{0q})$ denote a $p \times q$ orthogonal matrix with $q \leq p$, i.e. $B_0^\top B_0 = I_q$, where I_q is a $q \times q$ identity matrix. Given $B_0^\top X$, if Y and X are independent, i.e. $Y \perp\!\!\!\perp X|B_0^\top X$, then the space spanned by the column vectors $\beta_{01}, \beta_{02}, \dots, \beta_{0q}$, $\mathcal{S}(B_0)$, is called the dimension reduction space. If all the other dimension reduction spaces include $\mathcal{S}(B_0)$ as their subspace, then $\mathcal{S}(B_0)$ is the so-called central dimension reduction subspace (CS); see Cook (1998). The column vectors $\beta_{01}, \beta_{02}, \dots, \beta_{0q}$ are called the CS directions. Dimension reduction is a fundamental statistical problem both in theory and in practice. See Li (1991, 1992) and Cook (1998) for more discussion. If the conditional density function of Y given X exists, then the definition is equivalent to the conditional density function of $Y|X$ being the same as that of $Y|B_0^\top X$ for all possible values of X and Y , i.e.

$$f_{Y|X}(y|x) = f_{Y|B_0^\top X}(y|B_0^\top x). \quad (1.1)$$

Other alternative definitions for the dimension reduction space can be found in the literature.

In the last decade or so, a series of papers (e.g. Härdle and Stoker, 1989; Li, 1991; Cook and Weisberg, 1991; Samarov, 1993; Hristache, Juditski, Polzehl and Spokoiny, 2001; Yin and Cook, 2002; Xia, Tong, Li and Zhu, 2002; Cook and Li, 2002; Li, Zha and Chiaromonte, 2004; Lue, 2004) have considered issues related to the dimension reduction problem, with the aim of estimating the dimension reduction space and relevant functions. The estimation methods in the literature can be classified into two groups: inverse regression estimation methods (e.g. SIR, Li, 1991 and SAVE, Cook and Weisberg, 1991) and direct regression estimation methods (e.g. ADE, Härdle and Stoker, 1991 and MAVE of Xia, Tong, Li and Zhu 2002). The inverse regression estimation methods are computationally easy and are widely used as an initial step in data mining, especially for large data sets. However, these methods have poor performance in finite samples and need strong assumptions on the design of covariates. The direct regression estimation methods have much better performance for finite samples than the inverse regression estimations. They

need no strong requirements on the design of covariates or on the response variable. However, the direct regression estimation methods cannot find the directions in CS exhaustively, such as those in the conditional variance.

None of the methods mentioned above use the definitions directly in searching for the central space. As a consequence, they fail in one way or another to estimate CS efficiently. A straightforward approach in using definition (1.1) is to look for B_0 in order to minimize the difference between those two conditional density functions. The conditional density functions can be estimated using nonparametric smoothers. Obviously, this approach is not efficient in theory due to the “curse of dimensionality” in nonparametric smoothing. In calculations, the minimization problem is difficult to implement. People have observed that the CS in the regression mean function, i.e. the central mean space (CMS), can be estimated much more efficiently than the general CS. See, for example, Yin and Cook (2002), Cook and Li (2002) and Xia, Tong, Li and Zhu (2002). Motivated by this observation, one can construct a regression model such that the CS coincides with the CMS space in order to reduce the difficulty of estimation. In this paper, we first construct a regression model in which the conditional density function $f_{Y|X}(y|x)$ is asymptotically equal to the conditional mean function. Then, we apply the methods of searching for the CMS to the constructed model. Based on the discussion above, this constructive approach is expected to be more efficient than the inverse regression estimation methods for finite samples, and can detect the CS directions exhaustively.

In the estimation of dimension reduction space, most methods need in one way or another to deal with nonparametric estimation. In terms of nonparametric estimation, the inverse regression estimation methods employ a nonparametric regression of X on Y while the direct regression estimation methods employ a nonparametric regression of Y on X . In contrast to existing methods, the methods in this paper search for CS from both sides by investigating conditional density functions. A similar idea appeared in Yin and Cook (2005) for a general single-index model. To overcome the difficulties of calculation, we propose two algorithms in this paper using a similar idea to Xia, Tong, Li and Zhu (2002). The algorithm solves the minimization problem in the method by treating it as two separate quadratic

programming problems, which have simple analytic solutions and can be calculated quite efficiently. The convergence of the algorithm can be proved. Our constructive approach can overcome the disadvantages both in inverse regression estimations, requiring a symmetric design for explanatory variables, and also the disadvantage in direct regression estimation, of not finding the CS directions exhaustively. Simulations suggest that the proposed methods have very good performance for finite samples and are able to estimate the CS directions in very complicated structures. Applying the proposed methods to two real data sets, some useful patterns have been observed, based on the estimations.

To estimate the CS, we need to estimate the directions B_0 as well as the dimension q of the space. In this paper, however, we focus on the estimation of the directions by assuming that q is known.

2 Estimation methods

As discussed above, the direct regression estimations have good performance for finite samples. However, it cannot detect exhaustively the CS directions in complicated structures. Motivated by these facts, our strategy is to construct a semi-parametric regression model such that all the CS directions are captured in the regression mean function. As we can see from (1.1), all the directions can be captured in the conditional density function. Thus, we will construct a regression model such that the conditional density function is asymptotically equal to the regression mean function.

The primary step is thus to construct an estimate for the conditional density function. Here, we use the idea of the “double-kernel” local linear smoothing method studied in Fan et al (1996) for the estimation. Consider $H_b(Y - y)$ with y running through all possible values, where $H(v)$ is a symmetric density function, $b > 0$ is a bandwidth and $H_b(v) = b^{-1}H(v/b)$. If $b \rightarrow 0$ as $n \rightarrow \infty$, then from (1.1) we have

$$m_b(x, y) \stackrel{def}{=} E(H_b(Y - y)|X = x) = E(H_b(Y - y)|B_0^\top X = B_0^\top x) \rightarrow f_{Y|B_0^\top X}(y|B_0^\top x).$$

See Fan et al (1996). The above equation indicates that all the directions can be captured by the conditional mean function $m_b(x, y)$ of $H_b(Y - y)$ on $X = x$ with

x and y running through all possible values. Now, consider a regression model nominally for $H_b(Y - y)$ as

$$H_b(Y - y) = m_b(X, y) + \varepsilon_b(y|X),$$

where $\varepsilon_b(y|X) = H_b(Y - y) - E(H_b(Y - y)|X)$ with $E\varepsilon_b(y|X) = 0$. Let $g_b(B_0^\top x, y) = E(H_b(Y - y)|B_0^\top X = B_0^\top x)$. If (1.1) holds, then $m_b(x, y) = g_b(B_0^\top x, y)$. The model can be written as

$$H_b(Y - y) = g_b(B_0^\top X, y) + \varepsilon_b(y|X). \quad (2.1)$$

As $b \rightarrow 0$, we have $g_b(B_0^\top x, y) \rightarrow f_{Y|B_0^\top X}(y|B_0^\top x)$. Thus, the directions B_0 defined in (1.1) are all captured in the regression mean function in model (2.1) if y runs through all possible values.

Based on model (2.1), we propose two methods to estimate the directions. One of the methods is a combination of the outer product of gradients (OPG) estimation method (Härdle, 1991; Samarov, 1993; Xia, Tong, Li and Zhu, 2002) with the “double-kernel” local linear smoothing method (Fan et al, 1996). The other one is a combination of the minimum average (conditional) variance estimation (MAVE) method (Xia, Tong, Li and Zhu, 2002) with the “double-kernel” local linear smoothing method. The structure adaptive weights in Hristache, Juditski and Spokoiny (2001) and Hristache, Juditski, Polzehl and Spokoiny (2001) are used in the estimations.

2.1 Estimation based on outer products of gradients

Consider the gradient of the conditional mean function $m_b(x, y)$ with respect to x . If (1.1) holds, then it follows

$$\frac{\partial m_b(x, y)}{\partial x} = \frac{\partial g_b(B_0^\top x, y)}{\partial x} = B_0 \nabla g_b(B_0^\top x, y), \quad (2.2)$$

where $\nabla g_b(v_1, \dots, v_q, y) = (\nabla_1 g_b(v_1, \dots, v_q, y), \dots, \nabla_q g_b(v_1, \dots, v_q, y))^\top$ with

$$\nabla_k g_b(v_1, \dots, v_q, y) = \frac{\partial}{\partial v_k} g_b(v_1, \dots, v_q, y), \quad k = 1, 2, \dots, q.$$

Thus, the directions B_0 are contained in the gradients of the regression mean function in model (2.1). One way to estimate B_0 is by considering the expectation of

the outer product of the gradients

$$E\left\{\left(\frac{\partial m_b(X, Y)}{\partial x}\right)\left(\frac{\partial m_b(X, Y)}{\partial x}\right)^\top\right\} = B_0 E\{\nabla g_b(B_0^\top X, Y) \nabla^\top g_b(B_0^\top X, Y)\} B_0^\top.$$

It is easy to see that B_0 is in the space spanned by the first q eigenvectors of the expectation of the outer products.

Suppose that $\{(X_i, Y_i), i = 1, 2, \dots, n\}$ is a random sample from (X, Y) . To estimate the gradient $\partial m_b(x, y)/\partial x$, we can use the nonparametric kernel smoothing methods. For simplicity, we adopt the following notation scheme. Let $K_0(v^2)$ be a univariate symmetric density function and define $K(v_1, \dots, v_d) = K_0(v_1^2 + \dots + v_d^2)$ for any integer d and $K_h(u) = h^{-d}K(u/h)$, where d is the dimension of u and $h > 0$ is a bandwidth. Let $H_{b,i}(y) = H_b(Y_i - y)$, where $H(\cdot)$ and b are defined above. For any (x, y) , the principle of the local linear smoother suggests minimizing

$$n^{-1} \sum_{i=1}^n \left\{ H_{b,i}(y) - a - b^\top (X_i - x) \right\}^2 K_h(X_{ix}) \quad (2.3)$$

with respect to a and b to estimate $m_b(x, y)$ and $\partial m_b(x, y)/\partial x$ respectively, where $X_{ix} = X_i - x$. See Fan and Gijbels (1996) for more details. For each pair of (X_j, Y_k) , we consider the following minimization problem

$$(\hat{a}_{jk}, \hat{b}_{jk}) = \arg \min_{a_{jk}, b_{jk}} \sum_{i=1}^n \left[H_{b,i}(Y_k) - a_{jk} - b_{jk}^\top X_{ij} \right]^2 w_{ij}, \quad (2.4)$$

where $X_{ij} = X_i - X_j$ and $w_{ij} = K_h(X_{ij})$. We consider an average of their outer products

$$\hat{\Sigma} = n^{-2} \sum_{k=1}^n \sum_{j=1}^n \hat{\rho}_{jk} \hat{b}_{jk} \hat{b}_{jk}^\top,$$

where $\hat{\rho}_{jk}$ is a trimming function introduced for technical purpose to handle the notorious boundary points. In this paper, we adopt the following trimming scheme. For any given point (x, y) , we use all observations to estimate its function value and its gradient as in (2.3). We then consider the estimates in a compact region of (x, y) . Moreover, for those points with too few observations around, their estimates might be unreliable. They should not be used in the estimation of the CS directions and should be trimmed off. Let $\rho(\cdot)$ be any bounded function with bounded second order

derivatives on \mathbb{R} such that $\rho(v) > 0$ if $v > \omega_0$; $\rho(v) = 0$ if $v \leq \omega_0$ for some small $\omega_0 > 0$. We take $\hat{\rho}_{jk} = \rho(\hat{f}(X_j))\rho(\hat{f}_Y(Y_k))$, where $\hat{f}(x)$ and $\hat{f}_Y(y)$ are estimators of the density functions of X and Y respectively. The CS directions can be estimated by the first q eigenvectors of $\hat{\Sigma}$.

To allow the estimation to be adaptive to the structure of the dependency of Y on X , we may follow the idea of Hristache et al (2001) and replace w_{ij} in (2.4) by

$$w_{ij} = K_h(\hat{\Sigma}^{1/2} X_{ij}),$$

where $\hat{\Sigma}^{1/2}$ is a symmetric matrix with $(\hat{\Sigma}^{1/2})^2 = \hat{\Sigma}$. Repeat the above procedure until convergence. We call this procedure the method of outer product of gradient based on the conditional density functions (dOPG). To implement the estimation procedure, we suggest the following dOPG algorithm.

Step 0: Set $\hat{\Sigma}_{(0)} = I_p$ and $t = 0$.

Step 1: With $w_{ij} = K_h(\hat{\Sigma}_{(t)}^{1/2} X_{ij})$, calculate the solution to (2.4)

$$\begin{aligned} \begin{pmatrix} a_{jk}^{(t)} \\ b_{jk}^{(t)} \end{pmatrix} &= \left\{ \sum_{i=1}^n K_{h_t}(\hat{\Sigma}_{(t)}^{1/2} X_{ij}) \begin{pmatrix} 1 \\ X_{ij} \end{pmatrix} \begin{pmatrix} 1 \\ X_{ij} \end{pmatrix}^\top \right\}^{-1} \\ &\quad \times \sum_{i=1}^n K_{h_t}(\hat{\Sigma}_{(t)}^{1/2} X_{ij}) \begin{pmatrix} 1 \\ X_{ij} \end{pmatrix} H_{b_t, i}(Y_k), \end{aligned}$$

where h_t and b_t are bandwidths (details are given in (2.6) and (2.7) below).

Step 2: Define $\rho_{jk}^{(t)} = \rho(\tilde{f}^{(t)}(X_j))\rho(\tilde{f}_Y^{(t)}(Y_k))$ with

$$\tilde{f}_Y^{(t)}(y) = n^{-1} \sum_{i=1}^n H_{b_t, i}(y), \quad \tilde{f}^{(t)}(x) = (n\tilde{\mu})^{-1} h_t^p \prod_{\lambda_k^{(t)} > h_t} \frac{\lambda_k^{(t)}}{h_t} \sum_{i=1}^n K_{h_t}(\hat{\Sigma}_{(t)}^{1/2} X_{ix}),$$

where $\lambda_k^{(t)}$, $k = 1, \dots, p$, are the eigenvalues of $\hat{\Sigma}_{(t)}^{1/2}$ and $\tilde{\mu} = \int K_0(\sum_{\lambda_k^{(t)} > h_t} v_k^2)$

$\prod_{\lambda_k^{(t)} > h_t} dv_k$. Calculate the average of outer products

$$\hat{\Sigma}_{(t+1)} = n^{-2} \sum_{j,k=1}^n \rho_{jk}^{(t)} b_{jk}^{(t)} (b_{jk}^{(t)})^\top.$$

Step 3: Set $t := t + 1$. Repeat Steps 1 and 2 until convergence. Denote the final value of $\hat{\Sigma}_{(t)}$ by $\Sigma_{(\infty)}$. Suppose the eigenvalue decomposition of $\Sigma_{(\infty)}$ is $\Gamma \text{diag}(\lambda_1, \dots, \lambda_p) \Gamma^\top$, where $\lambda_1 \geq \dots \geq \lambda_p$. Then the estimated directions are the first q columns of Γ , denoted by \hat{B}_{dOPG} .

In the dOPG algorithm, $\tilde{f}_Y^{(t)}(y)$ and $\tilde{f}^{(t)}(x)$, $t > 0$, are the estimators of the density functions of Y and $B_0^\top X$ respectively. A justification is given in the proof of Theorem 3.1 in Section 6.2. In calculations, the usual stopping criterion can be used. For example, if the largest singular value of $\hat{\Sigma}_{(t)} - \hat{\Sigma}_{(t+1)}$ is smaller than 10^{-6} then we stop the iteration and take $\hat{\Sigma}_{(t+1)}$ as the final estimator. The eigenvalues of $\Sigma_{(\infty)}$ can be used to determine the dimension of the CS. However, we will not go into the details on this issue in this paper. In practice, we may need to standardize $X_i = (X_{i1}, \dots, X_{ip})^\top$ by setting $X_i := S_X^{-1/2}(X_i - \bar{X})$ and standardize Y_i by setting $Y_i := (Y_i - \bar{Y})/\sqrt{s_Y}$, where $\bar{X} = n^{-1} \sum_{i=1}^n X_i$ and $S_X = n^{-1} \sum_{i=1}^n (X_i - \bar{X})(X_i - \bar{X})^\top$, $\bar{Y} = n^{-1} \sum_{i=1}^n Y_i$ and $s_Y = n^{-1} \sum_{i=1}^n (Y_i - \bar{Y})^2$. Then the estimated CS directions are the first q columns of $\Gamma S_X^{-1/2}$.

2.2 MAVE based on conditional density function

Note that if (1.1) holds, then the gradients $\partial m_b(x, y)/\partial x$ at all (x, y) are in a common q -dimensional subspace as shown in equation (2.2). To use this observation, we can replace b in (2.3), which is an estimate of the gradient, by $Bd(x, y)$ and have the following local linear approximation

$$n^{-1} \sum_{i=1}^n \{H_{b,i}(y) - a - d^\top B^\top (X_i - x)\}^2 K_h(X_{ix}),$$

where $d = d(x, y)$ is introduced to take the role of $\nabla g_b(B_0^\top x, y)$ in (2.2). Note that the above weighted mean of squares is the local approximation errors of $H_{b,i}(y)$ by a hyperplane with the normal vectors in a common space spanned by B . Since B is common for all x and y , it should be estimated with aims to minimize the approximation errors for all possible X_j and Y_k . As a consequence, we propose to estimate B_0 by minimizing

$$n^{-3} \sum_{k=1}^n \sum_{j=1}^n \hat{\rho}_{jk} \sum_{i=1}^n \{H_{b,i}(Y_k) - a_{jk} - d_{jk}^\top B^\top X_{ij}\}^2 w_{ij} \quad (2.5)$$

with respect to $a_{jk}, d_{jk} = (d_{jk1}, \dots, d_{jkq})^\top, j, k = 1, \dots, n$ and $B : B^\top B = I_q$, where $\hat{\rho}_{jk}$ is defined above. This estimation procedure is similar to the minimum average (conditional) variance estimation method (Xia, Tong, Li and Zhu, 2002). Because the method is based on the conditional density functions, we call it the minimum average (conditional) variance estimation based on the conditional density functions (dMAVE).

The minimization problem in (2.5) can be solved by fixing $(a_{jk}, d_{jk}), j, k = 1, \dots, n$, and B alternatively. As a consequence, we need to solve two quadratic programming problems which have simple analytic solutions. For any matrix $B = (\beta_1, \dots, \beta_d)$, we define operators $\ell(\cdot)$ and $\mathcal{M}(\cdot)$ respectively as

$$\ell(B) = (\beta_1^\top, \dots, \beta_d^\top)^\top \quad \text{and} \quad \mathcal{M}(\ell(B)) = B.$$

We propose the following dMAVE algorithm to implement the estimation.

Step 0: Let $B_{(1)}$ be an initial estimator of the CS directions. Set $t = 1$.

Step 1: Let $B = B_{(t)}$, calculate the solutions of $(a_{jk}, d_{jk}), j, k = 1, \dots, n$, to the minimization problem in (2.5)

$$\begin{aligned} \begin{pmatrix} a_{jk}^{(t)} \\ d_{jk}^{(t)} \end{pmatrix} &= \left\{ \sum_{i=1}^n K_{h_t}(B_{(t)}^\top X_{ij}) \begin{pmatrix} 1 \\ B_{(t)}^\top X_{ij} \end{pmatrix} \begin{pmatrix} 1 \\ B_{(t)}^\top X_{ij} \end{pmatrix}^\top \right\}^{-1} \\ &\quad \times \sum_{i=1}^n K_{h_t}(B_{(t)}^\top X_{ij}) \begin{pmatrix} 1 \\ B_{(t)}^\top X_{ij} \end{pmatrix} H_{b_t, i}(Y_k), \end{aligned}$$

where h_t and b_t are two bandwidths (details are discussed below).

Step 2: Let $\rho_{jk}^{(t)} = \rho(\hat{f}_{B_{(t)}}(X_j))\rho(\hat{f}_Y^{(t)}(Y_k))$ with $\hat{f}_Y^{(t)}(y) = n^{-1} \sum_{i=1}^n H_{b_t, i}(y)$ and $\hat{f}_{B_{(t)}}(x) = n^{-1} \sum_{i=1}^n K_{h_t}(B_{(t)}^\top X_{ix})$. Fixing $a_{jk} = a_{jk}^{(t)}$ and $d_{jk} = d_{jk}^{(t)}$, calculate the solution of B or $\ell(B)$ to (2.5)

$$\begin{aligned} \mathbf{b}^{(t+1)} &= \left\{ \sum_{k, j, i=1}^n \rho_{jk}^{(t)} K_{h_t}(B_{(t)}^\top X_{ij}) X_{ijk}^{(t)} (X_{ijk}^{(t)})^\top \right\}^{-1} \\ &\quad \times \sum_{k, j, i=1}^n \rho_{jk}^{(t)} K_{h_t}(B_{(t)}^\top X_{ij}) X_{ijk}^{(t)} \{H_{b_t, i}(Y_k) - a_{jk}^{(t)}\}, \end{aligned}$$

where $X_{ijk}^{(t)} = d_{jk}^{(t)} \otimes X_{ij}$.

Step 3: Calculate $\Lambda_{(t+1)} = \{\mathcal{M}(\mathbf{b}^{(t+1)})\}^\top \mathcal{M}(\mathbf{b}^{(t+1)})$ and $B_{(t+1)} = \mathcal{M}(\mathbf{b}^{(t+1)})\Lambda_{(t+1)}^{-1/2}$.
Set $t := t + 1$ and go to Step 1.

Step 4: Repeat steps 1–3 until convergence. Let $B_{(\infty)}$ be the final value of $B_{(t)}$.
Then our estimators of the directions are the columns in $B_{(\infty)}$, denoted by \hat{B}_{dMAVE} .

The dMAVE algorithm needs a consistent initial estimator in Step 0 to guarantee its theoretical justification. In the following, we use the first iteration estimator of dOPG, the first q eigenvector of $\hat{\Sigma}_{(1)}$, as the initial value. Actually, any initial estimator that satisfies (6.6) can be used and Theorem 3.2 will hold. Similar to dOPG, the standardization procedure can be carried out for dMAVE in practice. The stopping criterion for dOPG can also be used here.

Note that the estimation in the procedure is related with nonparametric estimations of conditional density functions. Several bandwidth selection methods are available for the estimation. See, e.g. Silverman (1986), Scott (1992) and Fan et al (1996). Our theoretical verification of the convergence for the algorithms requires some constraints on the bandwidths although we believe these constraints can be removed with more complicated technical proofs. To ensure the requirements on bandwidths can be satisfied, after standardizing the variables we use the following bandwidths in our calculations. In the first iteration, we use slightly larger bandwidths than the optimal ones in terms of MISE as

$$h_0 = c_0 n^{-\frac{1}{p_0+6}}, \quad b_0 = c_0 n^{-\frac{1}{p_0+5}}, \quad (2.6)$$

where $p_0 = \max(p, 3)$. Then we reduce the bandwidths in each iteration as

$$h_{t+1} = \max\{r_n h_t, c_0 n^{-\frac{1}{q+4}}\}, \quad b_{t+1} = \max\{r_n b_t, c_0 n^{-\frac{1}{q+3}}, c_0 n^{-\frac{1}{5}}\} \quad (2.7)$$

for $t \geq 0$, where $r_n = n^{-1/(2(p_0+6))}$, $c_0 = 2.34$ as suggested by Silverman (1986) if the Epanechnikov kernel is used. Here, the bandwidth b is selected smaller than h based on simulation comparisons.

Fan and Yao (2003, p.337) proposed a method, called the profile least-squares estimation, for the single-index model and its variants by solving a similar mini-

mization problem as in (2.5). The method is also possible to be used here for the estimation of B_0 in (2.1).

3 Asymptotic results

To exclude the trivial cases, we assume that $p > 1$ and $q \geq 1$. Let $f_0(y|v_1, \dots, v_q)$, $f_0(v_1, \dots, v_q)$ and $f_Y(y)$ be the (conditional) density functions of $Y|B_0^\top X$, $B_0^\top X$ and Y respectively. Let $\rho_0(x, y) = \rho(f_0(B_0^\top x))\rho(f_Y(y))$, $\nabla f_0(y|v_1, \dots, v_q) = (\partial f_0(y|v_1, \dots, v_q)/\partial v_1, \dots, \partial f_0(y|v_1, \dots, v_q)/\partial v_q)^\top$, $\mu_B(u) = E(X|B^\top X = u)$ and $w_B(u) = E\{XX^\top|B^\top X = u\}$. For any matrix A , let $|A|$ denote its largest singular value, which is same as the Eculidean norm if A is a vector. Let $\tilde{B}_0 : p \times (p - q)$ be such that $(B_0, \tilde{B}_0)^\top(B_0, \tilde{B}_0) = I_p$. We need the following conditions for (1.1) to prove our theoretical results.

- (C1) [Design of X] The density function $f(x)$ of X has bounded second order derivatives on \mathbb{R}^p ; $E|X|^r < \infty$ for some $r > 8$; functions $\mu_B(u)$ and $w_B(u)$ have bounded derivatives with respect to u and B for B in a small neighbor of B_0 : $|B - B_0| \leq \delta$ for some $\delta > 0$.
- (C2) [Conditional density function] The conditional density functions $f_{Y|X}(y|x)$ and $f_{Y|B^\top X}(y|u)$ have bounded fourth order derivatives with respect to x , u and B for B in a small neighbor of B_0 ; the conditional density function of $f_{\tilde{B}_0^\top X, Y|B_0^\top X}(u, y|v)$ and $\int |\nabla f_0(y|u)|dy$ are bounded for all u, y and v .
- (C3) [Efficient dimension] Matrix $M_0 = \int \rho_0(x, y) \nabla f_0(y|B_0^\top x) \nabla^\top f_0(y|B_0^\top x) f(x) f_Y(y) dx dy$ has full rank q .
- (C4) [Kernel functions] $K_0(v^2)$ and $H(v)$ are two symmetric univariate density functions with bounded second order derivatives and compact supports.
- (C5) [Bandwidths for consistency] Bandwidths $h_0 = c_1 n^{-r_h}$ and $b_0 = c_2 n^{-r_b}$ where $0 < r_h, r_b \leq 1/(p_0 + 6)$, $p_0 = \max\{p, 3\}$. For $t \geq 1$, $h_t = \max\{r_n h_{t-1}, \bar{h}\}$ and $b_t = \max\{r_n b_{t-1}, \bar{b}\}$ where $r_n = n^{-r_h/2}$, $\bar{h} = c_3 n^{-r'_h}$, $\bar{b} = c_4 n^{-r'_b}$ with $0 < r'_h, r'_b \leq 1/(q + 3)$, and c_1, c_2, c_3, c_4 are constants.

In (C1), the finite moment requirement for $|X|$ can be removed if we adopt the trimming scheme of Härdle et al (1993). However, as noticed in Delecroix et al

(2004), this scheme caused some technical problems in the proofs. Based on assumptions (C2) and (C4), the smoothness of $g_b(u, y)$ is implied. Lower order of smoothness is sufficient if we are only interested in the estimation consistency. The second order differentiable requirement in (C4) can ensure the Fourier transformations of the kernel functions being absolutely integrable; see Chung (p.166, 1968). The popular kernel functions such as Epanechnikov kernel and quadratic kernel are included in (C4). The Gaussian kernel can be used with some modifications to the proofs. Condition (C3) indicates that the dimension q cannot be further reduced. For ease of exposition, we further assume that $\mu_{0H} = \int H(v)dv = 1, \mu_{2H} = \int v^2 H(v)dv = 1, \mu_{0q} = \int K(v_1, \dots, v_q)dv_1 \dots dv_q = 1$ and $\mu_{2q} = \int K(v_1, \dots, v_q)v_1^2 dv_1 \dots dv_q = 1$; otherwise, we take $H(v) := H(v/\tau_{2H}^{1/2})/\tau_{2H}^{1/2}$ and $K(v_1, \dots, v_q) = \mu_{0q}^{-1}K(v_1/\sqrt{\mu_{2q}}, \dots, v_q/\sqrt{\mu_{2q}}) / \sqrt{\mu_{2q}}$. The bandwidths satisfying (C5) can be found easily. For example, the bandwidths given in (2.6) and (2.7) satisfy the requirements. Actually, a wider range of bandwidths can be used; see the proofs. Let $\nu_B(x) = \mu_B(B^\top x) - x, \bar{w}_B(x) = w_B(B^\top x) - \mu_B(B^\top x)\mu_B^\top(B^\top x)$ and $f_0(x) = f_0(B_0^\top x)$. For any square matrix A, A^{-1} and A^+ denote the inverse (if it exists) and the Moore-Penrose inverse matrices respectively.

Theorem 3.1 Suppose conditions (C1)-(C5) hold. Then we have

$$|\hat{B}_{dOPG}\hat{B}_{dOPG}^\top - B_0B_0^\top| = O(\hbar^4 + \delta_{q\hbar b}^2 + \delta_{q\hbar b}\bar{b}^4 + \delta_n^2/\bar{b}^2 + n^{-1/2})$$

in probability as $n \rightarrow \infty$, where $\delta_{q\hbar b} = (n\hbar^q\bar{b}/\log n)^{-1/2}$ and $\delta_n = (\log n/n)^{1/2}$. If $\hbar^4 + \delta_{q\hbar b}^2 + \delta_{q\hbar b}\bar{b}^4 + \delta_n^2/\bar{b}^2 = o(n^{-1/2})$ can be satisfied, then

$$\sqrt{n}\{\ell(\hat{B}_{dOPG}\hat{B}_{dOPG}^\top B_0) - \ell(B_0)\} \xrightarrow{D} N(0, W_0),$$

where

$$W_0 = \text{Var}[\rho_0(X, Y)M_0^{-1}(\nabla f_0(Y|B_0^\top X)f_Y(Y) - E\{\nabla f_0(Y|B_0^\top X)f_Y(Y)|X\}) \otimes (\bar{w}_{B_0}^+(X)\nu_{B_0}(X))].$$

The first part of Theorem 3.1 indicates that \hat{B}_{dOPG} is a consistent estimator of an orthogonal basis, B_0Q with $Q = B_0^\top \hat{B}_{dOPG}$, in CS and $|\hat{B}_{dOPG} - B_0Q| = O(\hbar^4 + \delta_{q\hbar b}^2 + \delta_{q\hbar b}\bar{b}^4 + \delta_n^2/\bar{b}^2 + n^{-1/2})$ in probability. See Bai et al (1991) and Xia, Tong, Li and

Zhu (2002) for alternative presentations of the asymptotic results. If the bandwidths in (2.7) are used, then the consistency rate is $O(n^{-4/(q+4)+1/(q+3)} \log n + n^{-1/2})$ in probability. Faster consistency rate can be obtained by adjusting the bandwidths. The convergence of the corresponding algorithm is also implied in the proof in section 6. If $q \leq 3$, then the condition for the normality can be satisfied by taking

$$1 > r'_h > \frac{1}{8}, \quad \frac{2}{7}r'_h < r'_b < \frac{1}{2} - qr'_h.$$

If we use higher order polynomial smoothing, it is possible to show that the root- n consistency can be achieved for any dimension q . See, e.g. Härdle and Stoker (1989) and Samarov (1993), where the higher order kernel, a counterpart of the higher order polynomial smoother, was used. However, using higher order polynomial smoothers increases the difficulty of calculations while the improvement of finite sample performance is not substantial.

Theorem 3.2 If conditions (C1)-(C5) holds, then

$$|\hat{B}_{dMAVE} \hat{B}_{dMAVE}^\top - B_0 B_0^\top| = O\{\hbar^4 + \delta_{q\hbar b}^2 + \delta_{q\hbar b} \hbar^4 + \delta_n^2 / \hbar^2 + n^{-1/2}\}$$

in probability as $n \rightarrow \infty$. If $\hbar^4 + \delta_{q\hbar b}^2 + \delta_{q\hbar b} \hbar^4 + \delta_n^2 / \hbar^2 = o(n^{-1/2})$ can be satisfied, then

$$\sqrt{n}\{\ell(\hat{B}_{dMAVE} \hat{B}_{dMAVE}^\top B_0) - \ell(B_0)\} \xrightarrow{D} N(0, D_0^\top \Sigma_0 D_0),$$

where $D_0 = \int \rho_0(x, y) \nabla f_0(y|B_0^\top x) \nabla^\top f_0(y|B_0^\top x) \otimes \{\nu_{B_0}(x) \nu_{B_0}^\top(x)\} f_0(x) f_Y(y) dx dy$ and

$$\Sigma_0 = Var[\rho_0(X, Y)(\nabla f_0(Y|B_0^\top X) f_Y(Y) - E\{\nabla f_0(Y|B_0^\top X) f_Y(Y)|X\}) \otimes \nu_{B_0}(X)].$$

The proof of Theorem 3.2 is given in section 6. The convergence of the dMAVE algorithm is implied in the proof. Similar remarks on dOPG are applicable to dMAVE. Moreover, \hat{B}_{dMAVE} converges to $B_0 \tilde{Q}$, where \tilde{Q} is determined by the initial consistent estimator of the directions. For example, $\tilde{Q} = \hat{B}_{(1)}^\top B_0$ if $B_{(1)}$ is used as the initial estimator. Similarly, the root- n consistency holds for $q \leq 3$. It is possible that the root- n consistency holds for $q > 3$ if higher order local polynomial smoothing method is used. In spite of the equivalence in terms of consistency rate for both

dOPG and dMAVE, our simulations suggest that dMAVE has better performance than dOPG in finite samples. Theoretical comparison of efficiencies between the two methods is not clear. In a very special case when $q = 1$ and the CS is in the regression mean, Xia (2006a) proved that dMAVE is more efficient than dOPG.

We here give some discussions about the requirements on the distributions of X and Y . If Y is discrete, we can consider the conditional cumulative distribution functions and have $F_{Y|X}(y|x) = F_{Y|B_0^\top X}(y|B_0^\top x)$ when $Y \perp\!\!\!\perp X|B_0^\top X$ holds. Similar to (2.1), we can consider a regression model

$$I(Y < y) = G(B_0^\top X, y) + e(y|X),$$

where $G(B_0^\top x, y) = E\{I(Y < y)|X = x\} = E\{I(Y < y)|B_0^\top X = B_0^\top x\}$ and $e(y|X) = I(Y < y) - G(B_0^\top X, y)$. Similar theoretical consistency results are possible to be obtained following the same techniques developed here. If some covariates in X are discrete, our algorithms in searching for a consistent initial estimator will fail. However, if a consistent initial estimator can be found by for example the methods in Horowitz and Härdle (1996) and Hristache, Juditski, Polzehl and Spokoiny (2001) and that $B^\top X$ has a continuous density function for all B in a neighbor around B_0 , then our theoretical results in the above theorems still hold.

4 Simulations

We now demonstrate the performance of the proposed estimation methods by simulations. We will compare them with some existing methods including SIR (Li, 1991), SAVE (Cook and Weisberg, 1991), PHD (Li, 1992) and rMAVE (Xia, Tong, Li and Zhu, 2002). The computer codes used here can be obtained from www.jstatsoft.org/v07/i01/ for SIR, SAVE and PhD methods (Courtesy of Professor S. Weisberg) and www.stat.nus.edu/~ycxia/ for rMAVE, dOPG and dMAVE. In the following calculations, we use the quadratic kernel $H(v) = K_0(v^2) = (15/16)(1 - v^2)^2 I(v^2 < 1)$ and $\omega_0 = 0.01$. The bandwidths in (2.6) and (2.7) are used. For the inverse regression methods, the number of slices is chosen between 5 to 30 that is most close to $n/(2p)$. We define an overall estimation error of estimator $\hat{B} : \hat{B}^\top \hat{B} = I_q$ by the maximum singular value of $B_0 B_0^\top - \hat{B} \hat{B}^\top$; see Li et al (2004).

Example 4.1 Consider model

$$Y = \text{sign}(2X^\top \beta_1 + \varepsilon_1) \log(|2X^\top \beta_2 + 4 + \varepsilon_2|), \quad (4.1)$$

where $\text{sign}(\cdot)$ is the sign function. Coordinates $X \sim N(0, I_p)$, unobservable noises $\varepsilon_1 \sim N(0, 1)$ and $\varepsilon_2 \sim N(0, 1)$ are independent. For β_1 , the first 4 elements are all 0.5 and the others are zero. For β_2 , the first 4 elements are 0.5, -0.5, 0.5, -0.5 respectively and all the others are zero. A similar model was investigated by Chen and Li (1998). In order to show the effect on the estimation performances of the number of covariates, we vary p in the simulation. With different sample sizes, 200 replications are drawn from the model. The calculation results are listed in Table 1. To get an intuition about the quantity of estimation errors, Figure 1 shows a typical sample of size $n = 200$ and its estimate with estimation error 0.21. The structure can be estimated quite well in the sample.

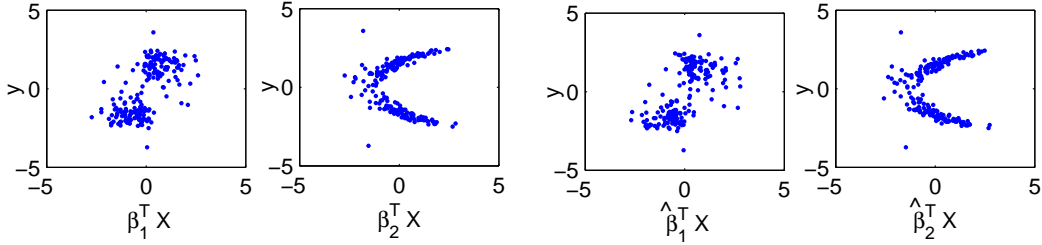


Figure 1: A typical data of size 200 from Example 4.1 with $p = 10$ to show the quantity of estimation error and its graphic performance. The left two panels are plots of y against the true CS directions; the right two panels y against the estimated directions using dMAVE. The estimated directions are respectively $\hat{\beta}_1 = (0.42, 0.64, 0.44, 0.45, -0.01, -0.07, 0.02, -0.00, -0.08, 0.07)^\top$ and $\hat{\beta}_2 = (-0.54, 0.43, -0.57, 0.43, 0.01, -0.04, -0.01, 0.07, -0.05, 0.07)^\top$ with estimation error 0.21.

Table 1: Mean (and standard deviation) of estimation errors for Example 4.1

n	p	dOPG	dMAVE	rMAVE	SIR	SAVE	PHD
100	5	0.25(0.09)	0.22(0.08)	0.43(0.19)	0.29(0.09)	0.87(0.19)	0.72(0.22)
	10	0.55(0.19)	0.35(0.07)	0.64(0.19)	0.46(0.10)	0.94(0.06)	0.90(0.13)
	20	0.81(0.13)	0.54(0.10)	0.88(0.12)	0.64(0.11)	0.96(0.06)	0.93(0.07)
200	5	0.17(0.05)	0.14(0.04)	0.27(0.13)	0.19(0.05)	0.55(0.26)	0.47(0.15)
	10	0.32(0.09)	0.24(0.06)	0.46(0.17)	0.30(0.06)	0.96(0.08)	0.73(0.16)
	20	0.62(0.15)	0.36(0.06)	0.66(0.16)	0.43(0.06)	0.93(0.04)	0.94(0.08)
300	5	0.13(0.04)	0.13(0.04)	0.19(0.07)	0.16(0.05)	0.32(0.18)	0.37(0.12)
	10	0.24(0.06)	0.18(0.04)	0.36(0.16)	0.24(0.05)	0.85(0.17)	0.59(0.15)
	20	0.48(0.13)	0.28(0.05)	0.55(0.16)	0.35(0.05)	0.92(0.03)	0.84(0.12)
400	5	0.11(0.04)	0.11(0.04)	0.21(0.12)	0.14(0.04)	0.22(0.11)	0.31(0.10)
	10	0.21(0.04)	0.16(0.04)	0.31(0.11)	0.21(0.05)	0.66(0.22)	0.51(0.13)
	20	0.31(0.06)	0.25(0.04)	0.49(0.15)	0.29(0.04)	0.98(0.04)	0.76(0.14)

In model (4.1), the CS directions are hidden in a complicated structure and are not easy to be detected directly by the conditional regression mean function. When sample size is large (≥ 200) and p is not high ($= 5$), all the methods have accurate estimates. As p increases, rMAVE performs not so well because the second direction is not captured in the regression mean function; SAVE and PHD also fail to give accurate estimates. SIR performs much better in all the situations than SAVE and PHD. dOPG has about the same performance as SIR. dMAVE is the best in all situations among all the methods.

Example 4.2 Now, consider the CS in conditional mean as well as the conditional variance as in the following model

$$Y = 2(X^\top \beta_1)^d + 2 \exp(X^\top \beta_2) \varepsilon, \quad (4.2)$$

where $X = (x_1, \dots, x_{10})^\top$ with $x_1, \dots, x_{10} \sim \text{Uniform}(-\sqrt{3}, \sqrt{3})$ and $\varepsilon \sim N(0, 1)$ are independent, $\beta_1 = (1, 2, 0, 0, 0, 0, 0, 0, 0, 2)^\top / 3$ and $\beta_2 = (0, 0, 3, 4, 0, 0, 0, 0, 0, 0)^\top / 5$. For model (4.2), one CS direction is contained in the regression mean and the other in the conditional variance. One typical data with size 200 is shown in Figure 2. Table 2 lists the calculation results of 200 replications.

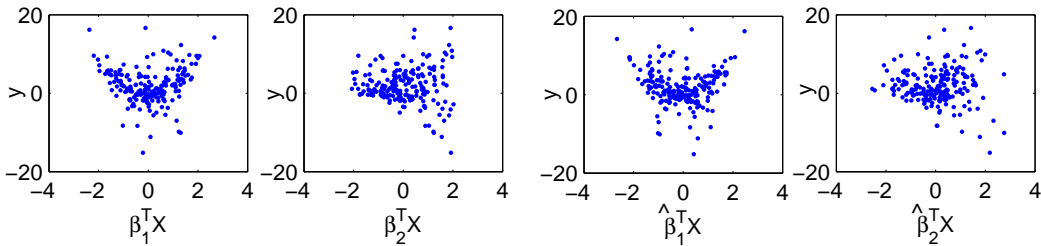


Figure 2: A typical data with $n = 200$ from Example 4.2 and its dMAVE estimation. The left two panels are plots of y against the true CS directions respectively; the right two panels y against the estimated directions respectively with estimation error 0.31.

Because rMAVE cannot detect the CS directions hidden in the conditional variance directly, it has very poor overall estimation performance as listed in Table 2. If $d = 1$, i.e. the regression mean function is monotonic, SIR works reasonably well; if $d = 2$, the regression mean function is symmetric and SIR fails to find the direction hidden in the regression mean. As a consequence, its performance is very poor.

The performances of SAVE and PHD are also far from satisfactory though they are applicable to the model theoretically. The proposed dOPG and dMAVE perform very well and are better than the existing methods listed in the table.

Table 2: Mean (and standard deviation) of estimation errors for Example 4.2

d	n	dOPG	dMAVE	rMAVE	SIR	SAVE	PHD
1	100	0.57(0.15)	0.44(0.12)	0.85(0.13)	0.63(0.15)	0.93(0.08)	0.99(0.08)
	200	0.36(0.08)	0.28(0.06)	0.76(0.16)	0.42(0.09)	0.91(0.12)	0.98(0.07)
	400	0.24(0.05)	0.18(0.04)	0.68(0.15)	0.29(0.06)	0.64(0.16)	0.97(0.07)
2	100	0.63(0.19)	0.46(0.16)	0.85(0.16)	0.96(0.09)	0.90(0.06)	0.91(0.11)
	200	0.33(0.10)	0.28(0.06)	0.70(0.18)	0.95(0.07)	0.87(0.11)	0.88(0.11)
	400	0.22(0.05)	0.19(0.04)	0.66(0.19)	0.95(0.09)	0.85(0.12)	0.89(0.11)

Example 4.3 In this example, we demonstrate the consistency rates of the estimation methods by checking how the estimation errors change with sample size n . Consider model

$$Y = \frac{x_1}{0.5 + (1.5 + x_2)^2} + x_3(x_3 + x_4 + 1) + 0.1\varepsilon, \quad (4.3)$$

where $\varepsilon \sim N(0, 1)$ and $X \sim N(0, I_{10})$ are independent. Model (4.3) is a combination of the two examples in Li (1991). For this model, all the theoretical requirements for the methods are fulfilled. Therefore, it is fair to use the model to check their consistency rates.

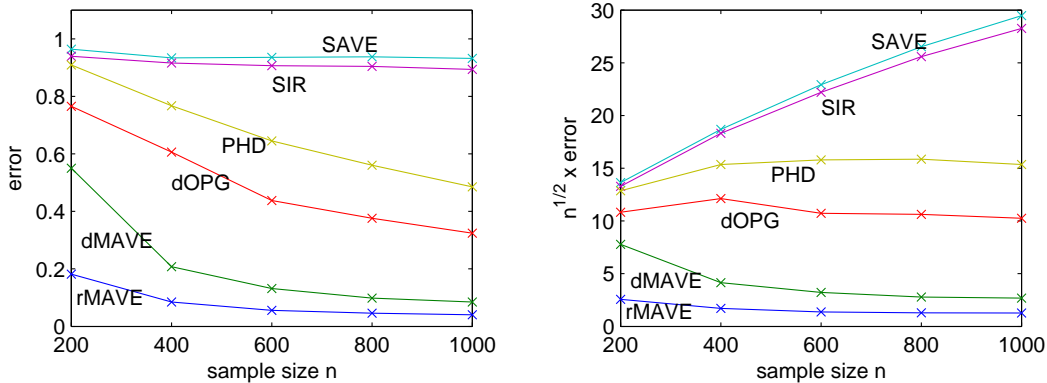


Figure 3: The calculation results for Example 4.3 using different estimation methods. The lines are the mean of estimation errors with different sample size and 200 replications. The left panel is the plot of the errors against sample size; the right panel is the errors multiplied by root- n against sample size.

In the left panel in Figure 3, the proposed methods have much smaller estimation errors than the inverse regression estimations. Because all the directions are

hidden in the regression mean function, it is not surprising that rMAVE has the best performance. Multiplied by root- n , the errors should keep in a constant level if the theoretical root- n consistency is applicable to the range of sample size. The right panel suggests that the estimation errors of SIR and SAVE do not start to show a root- n decreasing rate for the sample size up to 1000, while PHD, rMAVE, dOPG and dMAVE demonstrate a clear root- n consistency rate.

Example 4.4 In our last example, we consider a model with a very complicated structure. Suppose $(X_i, Y_i), i = 1, 2, \dots, n$, are drawn independently from model $Y = \beta_1^\top X/2 + \varepsilon(1 - |\beta_1^\top X|^2)^{1/2}$, where (X, ε) satisfies $\{X \sim N(0, I_{10}), \varepsilon \sim N(0, 1) : |\beta_1^\top X| \leq 1, |\beta_2^\top X| \leq 1, 0.5 < (\beta_1^\top X)^2(1 - \varepsilon^2) + \varepsilon^2 \leq 1\}$, β_1 and β_2 are defined in Example 4.1. The calculation results based on 200 replications are listed in Table 3. Because of the complicated structure as shown in Figure 4, the CS directions are not easy to be estimated and observed directly. However, with moderate sample size, the proposed methods can still estimate the directions accurately. It is interesting to see that SAVE also works in this example.

Table 3: Mean (and standard deviation) of estimation errors for Example 4.4

n	dOPG	dMAVE	rMAVE	SIR	SAVE	PHD
200	0.5909(0.29)	0.5089(0.30)	0.9411(0.07)	0.8770(0.12)	0.9242(0.19)	0.9833(0.05)
400	0.2117(0.19)	0.1498(0.10)	0.9573(0.05)	0.8783(0.13)	0.7677(0.18)	0.9789(0.03)
600	0.1148(0.04)	0.1059(0.03)	0.9725(0.03)	0.8758(0.13)	0.5357(0.21)	0.9799(0.03)
800	0.0876(0.03)	0.0862(0.02)	0.9744(0.03)	0.8737(0.14)	0.3657(0.13)	0.9757(0.04)
1000	0.0782(0.02)	0.0779(0.02)	0.9671(0.04)	0.8819(0.13)	0.2604(0.06)	0.9789(0.04)

Based on the simulations, we have the following observations. (1) The existing methods (rMAVE, PHD, SIR and SAVE) fail in one way or another to estimate the CS directions efficiently, while dOPG and dMAVE are efficient for all the examples. (2) dOPG and dMAVE demonstrate very good finite sample performance, even a root- n rate of estimation efficiency, while some of the existing methods do not show a clear root- n rate in the range of sample sizes investigated. (3) dOPG and dMAVE are less sensitive to the number of covariates than PHD, SAVE and SIR. Simulations not reported here also suggest that the asymmetric design of X has less effect on dOPG and dMAVE than that on the inverse regression estimations. (4) If the CS directions are all hidden in the regression mean function, rMAVE is the best and

should be used. Otherwise, dOPG and dMAVE are recommended.

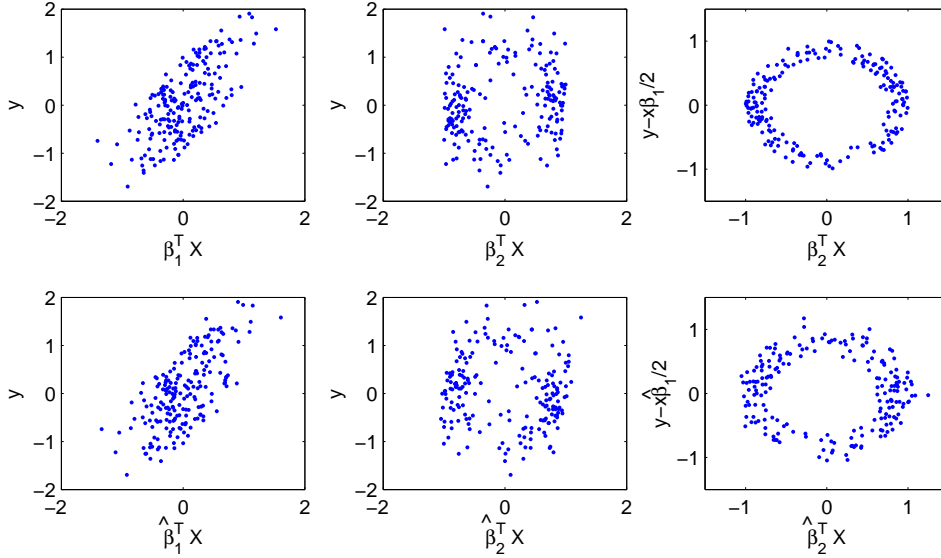


Figure 4: A typical data from Example 4.4 with $n = 200$ and its dMAVE estimation. The upper three panels are plots of y against the true CS directions and $y - x^\top \beta_1/2$ against the second direction respectively; the lower three panels are plots of y against the estimated CS directions (with estimation error 0.32) and $y - x^\top \hat{\beta}_1/2$ against the second estimated direction respectively.

5 Real data analysis

Example 5.1 (Cars data) This data was used by the American Statistical Association in its second (1983) exposition of statistical graphics technology. The data set is available at <http://lib.stat.cmu.edu/datasets/cars.data>. There are 406 observations on 8 variables: miles per gallon (Y), number of cylinders (X_1), engine displacement (X_2), horsepower (X_3), vehicle weight (X_4), time to accelerate from 0 to 60 mph (X_5), model year (X_6), and origin of a car (1. American, 2. European, 3. Japanese).

Now we investigate the relation between response variable Y and covariates $X = (X_1, \dots, X_8)^\top$, where X_1, \dots, X_6 are defined above, $X_7 = 1$ if a car is from America and 0 otherwise; $X_8 = 1$ if it is from Europe and 0 otherwise. Thus, $(X_7, X_8) = (1, 0), (0, 1)$ and $(0, 0)$ correspond to American cars, European cars and Japanese cars respectively. For ease of explanation, all covariates are standardized separately. When applying dOPG to the data, the first 4 largest eigenvalues are 21.1573, 1.6077, 0.2791 and 0.2447 respectively. Thus, we consider CS with dimension 2. Based on

dMAVE, the two directions (coefficients of X) are estimated as $\hat{\beta}_1 = (-0.33, -0.45, -0.45, -0.53, 0.14, 0.42, 0.00, -0.02)^\top$ and $\hat{\beta}_2 = (0.00, 0.15, -0.10, -0.23, -0.12, -0.17, -0.88, 0.29)^\top$ respectively. The plots of Y against $\hat{\beta}_1^\top X$ and $\hat{\beta}_2^\top X$ are shown in Figure 5.

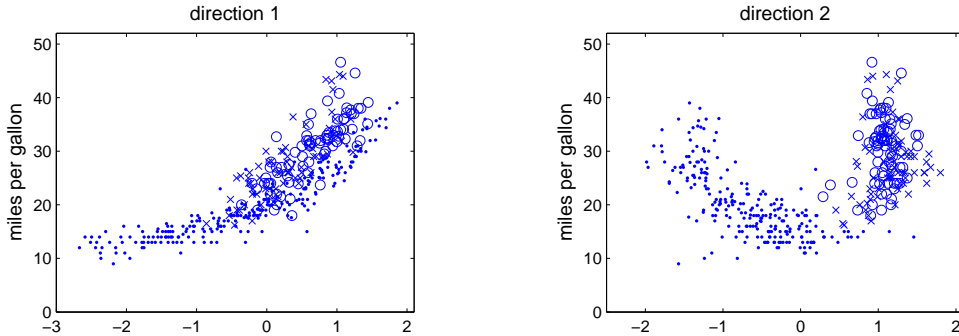


Figure 5: The estimation results for Example 5.1 using dMAVE. The two panels are plots of Y against the two estimated CS directions respectively. The origins of cars are denoted by “.” for American cars, “ \times ” for European cars, and “ \circ ” for Japanese cars.

Based on the estimated CS directions and Figure 5, we have the following insights to the data. The first direction highlights the common structure for cars of all origins: miles per gallon (Y) decreases with number of cylinders (X_1), engine displacement (X_2), horsepower (X_3) and vehicle weight (X_4), and increases with the time to accelerate (X_5) and model year (X_6). The second direction indicates the difference between American cars and European or Japanese cars.

Example 5.2 (Ground level Ozone) Air pollution has serious impact on the health of plants and animals (including humans); see the report of the World Health Organization (WHO) (2003). Substances not naturally found in the air or at greater concentrations than usual are referred to as “pollutants”. The main pollutants include nitrogen dioxide (NO_2), carbon dioxide (CO), sulphur dioxide (SO_2), respirable particulates, ground-level ozone (O_3) and others. Pollutants can be classified as either primary pollutants or secondary pollutants. Primary pollutants are substances directly produced by a process, such as ash from a volcanic eruption or the carbon monoxide gas from a motor vehicle exhaust. Secondary pollutants are products of reactions among primary pollutants and other gases. They are not directly

emitted and thus cannot be controlled directly. The main secondary pollutant is ozone.

Next, we investigate the statistical relation between the level of ground-level ozone with the levels of primary pollutants and weather conditions by applying our method to the pollution data observed in Hong Kong (1994-1997, <http://www.hku.hk/statistics/paper/>) and Chicago (1995-2000, <http://www.ihapss.jhsph.edu/data/data.htm>). This investigation is of interest in understanding how the secondary pollutant ozone is generated from the primary pollutants and weather conditions. Let Y , N , S , P , T and H be the weekly average levels of ozone, nitrogen dioxide (NO₂), sulphur dioxide (SO₂), respirable particulates, temperature and humidity respectively. To include the interaction between primary pollutants and weather conditions into the model directly, we further consider their cross-products resulting in 15 covariates all together, denoted by X . For ease of explanation, all covariates are standardized separately. For all possible working dimensions, only the first two dimensions show clear relations with Y . We further calculate the eigenvalues in dOPG. The largest four eigenvalues are 10.78, 2.93, 2.11, 1.70 respectively for Chicago, and 6.89, 1.24, 0.69, 0.52 for Hong Kong. Now we consider the dimension reduction with efficient dimension 2 although the estimation of the number of dimension needs further investigation. The estimates for the first two directions are given in Table 4.

Table 4: The estimated CS directions in Example 5.2

City	Direction	N	S	P	T	H	$N * S$	$N * P$	$N * T$
Chicago	β_1	0.10	-0.13	-0.06	-0.00	-0.00	0.06	0.29	0.19
	β_2	-0.10	-0.11	0.39	-0.25	-0.07	0.12	-0.15	0.09
Hong Kong	β_1	0.32	-0.15	0.23	0.10	-0.41	-0.07	0.20	0.42
	β_2	-0.04	-0.08	-0.12	0.18	0.19	-0.21	0.35	0.17

city	Direction	$N * H$	$S * P$	$S * T$	$S * H$	$P * T$	$P * H$	$T * H$
Chicago	β_1	0.04	-0.18	0.27	-0.01	-0.06	0.36	0.77
	β_2	-0.51	0.46	-0.20	-0.21	-0.15	-0.16	0.32
Hong Kong	β_1	0.10	0.01	-0.05	-0.31	0.53	0.12	-0.14
	β_2	-0.52	-0.26	-0.18	0.42	0.22	-0.29	-0.19

The plots of Y against the two estimated directions are shown in Figure 6. The plots show strong similar patterns in the two separated cities. If we check the estimated coefficients (directions), NO₂ and particulates (or their interaction) are the most important pollutants that affect the level of ozone. Temperature and

humidity and their interaction are the other important factors. The interactions of weather conditions with NO_2 and particulates also contribute to the variation of ozone levels. These statistical conclusions give support to the chemical claim that ozone is formed by chemical reactions between reactive organic gases and oxides of nitrogen in the presence of sunlight; see the report of WHO (2003).

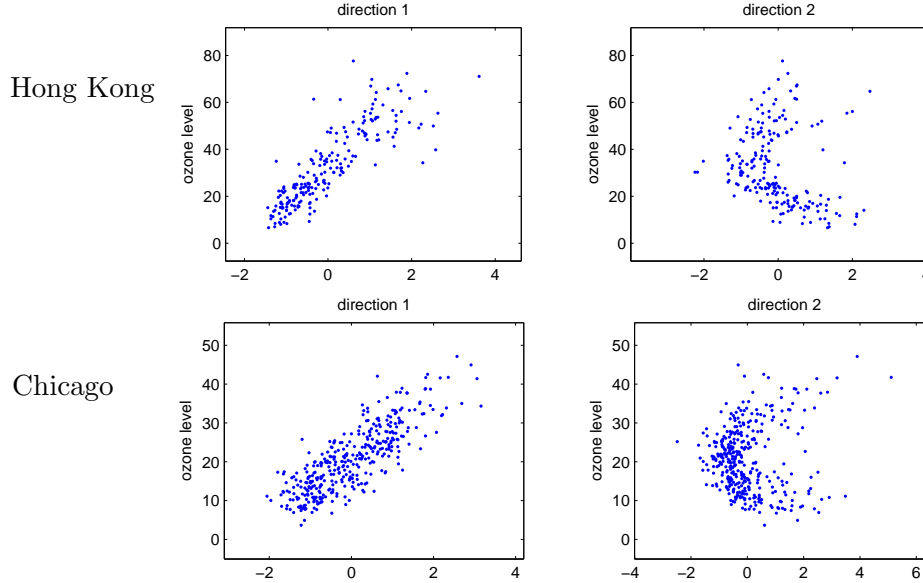


Figure 6: *The estimation results for Example 5.2 using dMAVE. The upper two panels are the levels of ozone against the first two estimated CS directions in Hong Kong, the lower two panels are those in Chicago.*

6 Proofs

6.1 Basic ideas of the proofs

The basic idea to prove the theorems is based on the convergence of the algorithms and that the true dimension reduction space is the attractor of the algorithms. We here give a more detailed outline for the proof of Theorem 3.2. Suppose the estimate of B_0 in an iteration of the dMAVE algorithm is $B_{(t)}$. It follows from Step 2 that

$$\begin{aligned} \mathbf{b}^{(t+1)} &= \ell(B_0) + \left\{ \sum_{k,j,i=1}^n \rho_{jk}^{(t)} K_{h_t}(B_{(t)}^\top X_{ij}) X_{ijk}^{(t)} (X_{ijk}^{(t)})^\top \right\}^{-1} \\ &\times \sum_{k,j,i=1}^n \rho_{jk}^{(t)} K_{h_t}(B_{(t)}^\top X_{ij}) X_{ijk}^{(t)} \{H_{b,i}(Y_k) - a_{jk}^{(t)} - \ell(B_0)^\top X_{ijk}^{(t)}\}, \quad (6.1) \end{aligned}$$

where $X_{ijk}^{(t)}$ is defined in the algorithm. By the decomposition in Step 3, we obtain estimate $B_{(t+1)}$ in the next iteration. If the initial value $B_{(1)}$ is a consistent estimator of B_0 , by Lemmas 6.3, 6.4 and 6.5 below, we will obtain a recurring relation for the iterations as

$$\ell(B_{(t+1)}) - \ell(B_0) = \Theta_t \{\ell(B_{(t)}) - \ell(B_0)\} + \Gamma_{n,t},$$

with $|\Theta_t| < 1$ and $|\Gamma_{n,t}| = o(1)$ almost surely when $t \geq 1$. Therefore, the dimension reduction space is an attractor in the algorithm. This recurring relation is then used to prove the convergence of the algorithm and the consistency of the final estimator. To ensure the convergence of the algorithm, we need to consider the consistency with probability 1.

The details of the proofs are organized as follows. In section 6.2, we first list a series of lemmas, Lemmas 6.1-6.5. Based on these Lemmas the theorems are then proved. The proofs of Lemmas 6.1-6.5 are algebraic albeit complex calculations of Lemmas 6.6 and 6.7. They can be found in Xia (2006b) and are available upon request. Lemmas 6.6 and 6.7 are two basic results used in the proof dealing with the uniform consistency. Their proofs are given in section 6.3.

6.2 Proofs of the theorems

We first introduce a set of notations. Let $\varepsilon_{b,i}(y) = H_b(Y_i - y) - E(H_b(Y_i - y)|X_i)$, $\mathcal{D}_Y \subset \mathbb{R}$ be a compact interior support of Y , i.e. for any $v \in \mathcal{D}_Y$, there exists $\delta > 0$ such that $\inf_{y:|y-v|<\delta} f_Y(y) > 0$. Similarly, we can define a compact interior support \mathcal{D}_X for X . For $\mathcal{B} \subset \{B : B^\top B = I_q\}$, define $\delta_B = \max\{|B - B_0| : B \in \mathcal{B}\}$. For any index set \mathcal{Z} and random matrix $A_n(z)$, we say $A_n(z) = \mathcal{O}(a_n|z \in \mathcal{Z})$, or $A_n(z) = \mathcal{O}(a_n)$ for simplicity, if $\sup_{z \in \mathcal{Z}} |A_n(z)|/a_n = O(1)$ almost surely. As usual, $A_n = O_P(a_n)$ indicates that every term in A_n is $O(a_n)$ in probability as $n \rightarrow \infty$. Recall that $B_0 = (\beta_{01}, \beta_{02}, \dots, \beta_{0q})$ and $B = (\beta_1, \beta_2, \dots, \beta_q)$. Let $H_{b,i}^{1,B}(x) = g_b(B_0^\top x, y) + \nabla^\top g_b(B_0^\top x, y) B^\top X_{ix}$, $H_{b,i}^{2,B}(x) = \sum_{\iota, \kappa=1}^q \nabla_{\iota, \kappa}^2 g_b(B_0^\top x, y) (\beta_\iota^\top X_{ix}) (\beta_\kappa^\top X_{ix})/2$ and $H_{b,i}^{3,B}(x) = \sum_{\iota, \kappa, \tau=1}^q \{\nabla_{\iota, \kappa, \tau}^3 g_b(B_0^\top x, y) (\beta_\iota^\top X_{ix}) (\beta_\kappa^\top X_{ix}) (\beta_\tau^\top X_{ix})\}/6$, where $X_{ix} = X_i - x$, $\nabla g_b(v_1, \dots, v_q, y)$ is defined in Section 2 and

$$\nabla_{\iota, \kappa}^2 g_b(v_1, \dots, v_q, y) = \frac{\partial^2}{\partial v_\iota \partial v_\kappa} g_b(v_1, \dots, v_q, y) \quad \text{for } \iota, \kappa = 1, 2, \dots, q,$$

and $\nabla_{\kappa,\tau,\iota}^3 g_b$ is defined naturally. By Taylor expansion of $g_b(B_0^\top X_i, y)$ at $B_0^\top x$, it follows from model (2.1) that

$$H_{b,i}(y) = H_{b,i}^{1,B_0}(x) + H_{b,i}^{2,B_0}(x) + H_{b,i}^{3,B_0}(x) + \varepsilon_{b,i}(y) + O(|B_0^\top X_{ix}|^4) \quad (6.2)$$

almost surely. Let $\delta_{mh} = (nh^m / \log n)^{-1/2}$, $\delta_{mhb} = (nh^m b / \log n)^{-1/2}$ for any integer m , $\delta_b = (nb / \log n)^{-1/2}$, $\delta_n = (\log n / n)^{1/2}$ and $r_{mhb} = h^2 + b^4 + \delta_b + \delta_{mh}$. Let f_B, f and f_Y be the density functions of $B^\top X, X$ and Y respectively. Again, for simplicity, we write $f_B(x), \mu_B(x), w_B(x)$ for $f_B(B^\top x), \mu_B(B^\top x)$ and $w_B(B^\top x)$ respectively; see also the definitions in Section 3. Let c, c_0, c_1, \dots , be a sequences of positive constants, while c may have different values at different places.

Lemma 6.1 [Kernel smoother in the first iteration] Let

$$\begin{pmatrix} a_{xy} \\ b_{xy} h \end{pmatrix} = \left\{ \sum_{i=1}^n K_h(X_{ix}) \begin{pmatrix} 1 \\ X_{ix}/h \end{pmatrix} \begin{pmatrix} 1 \\ X_{ix}/h \end{pmatrix}^\top \right\}^{-1} \sum_{i=1}^n K_h(X_{ix}) \begin{pmatrix} 1 \\ X_{ix}/h \end{pmatrix} H_{b,i}(y).$$

Under assumptions (C1), (C2) and (C4), if $h \rightarrow 0, b \rightarrow 0$ and $nh^{p+2}b / \log n \rightarrow \infty$, then we have

$$\begin{aligned} a_{xy} &= g_b(B_0^\top x, y) + \frac{1}{2} \sum_{\kappa=1}^q \nabla_{\kappa,\kappa}^2 g_b(B_0^\top x, y) h^2 + \mathcal{O}(h^3 + \delta_{phb} |x \in \mathcal{D}_X, y \in \mathcal{D}_Y), \\ b_{xy} &= B_0 \nabla g_b(B_0^\top x, y) + \{\mu_{2p} n h^2 f(x)\}^{-1} \sum_{i=1}^n K_h(X_{ix}) X_{ix} \varepsilon_{b,i}(y) \\ &\quad + \mathcal{O}(h^2 + \delta_{phb} |x \in \mathcal{D}_X, y \in \mathcal{D}_Y). \end{aligned}$$

Lemma 6.2 [Kernel smoother in dOPG] Define $\mathcal{D}_q = \{D = B \text{diag}(\lambda_1, \dots, \lambda_q) B^\top + \tilde{B} \text{diag}(\lambda_{q+1}, \dots, \lambda_p) \tilde{B}^\top : (B, \tilde{B})^\top (B, \tilde{B}) = I_p, c_1 > \min(\lambda_1, \dots, \lambda_q) \geq c_0 > 0, B \in \mathcal{B} \text{ and } \max(\lambda_{q+1}, \dots, \lambda_p) / h^2 \leq e_n\}$. Let

$$S_n^D(x) = n^{-1} \sum_{i=1}^n K_h(D^{1/2} X_{ix}) \begin{pmatrix} 1 \\ X_{ix} \end{pmatrix} \begin{pmatrix} 1 \\ X_{ix} \end{pmatrix}^\top$$

and

$$\begin{pmatrix} a_{xy}^D \\ b_{xy}^D \end{pmatrix} = \{n S_n^D(x)\}^{-1} \sum_{i=1}^n K_h(D^{1/2} X_{ix}) \begin{pmatrix} 1 \\ X_{ix} \end{pmatrix} H_{b,i}(y).$$

Under assumptions (C1), (C2) and (C4), if $nh^{q+2}b/\log n \rightarrow \infty$, $b \rightarrow 0$, $h \rightarrow 0$, $\delta_B/h \rightarrow 0$ and $e_n \rightarrow 0$, then we have

$$\begin{aligned} a_{xy}^D &= g_b(B_0^\top x, y) + \frac{1}{2} \sum_{\kappa=1}^q \nabla_{\kappa, \kappa}^2 g_b(B_0^\top x, y) h^2 + \mathcal{O}(h^3 + \delta_{qhb} |x \in \mathcal{D}_X, y \in \mathcal{D}_Y, D \in \mathcal{D}_q), \\ b_{xy}^D &= B_0 \{ \nabla g_b(B_0^\top x, y) + \mathcal{O}(h^2 + \delta_{qh} + e_n) \} + \mathcal{E}_{n,0}^D(x, y) \\ &\quad + \mathcal{O}(\epsilon_{qhb} |x \in \mathcal{D}_X, y \in \mathcal{D}_Y, D \in \mathcal{D}_q), \end{aligned}$$

where $\epsilon_{qhb} = h^4 + (h^2 + \delta_{qh})\delta_{qhb} + (h^2 + \delta_{qhb})e_n + (h + \delta_{qhb}/h)\delta_B$ and

$$\mathcal{E}_{n,0}^D(x, y) = h^{p-q} \{nf_B(x)\}^{-1} \prod_{\tau=1}^q \lambda_\tau^{1/2} \bar{w}_B^\tau(x) \sum_{i=1}^n K_h(D^{1/2} X_{ix}) \{ \mu_B(x) - X_i \} \varepsilon_{b,i}(y).$$

Lemma 6.3 [Kernel smoother in dMAVE] Let

$$\Sigma_n^B(x) = n^{-1} \sum_{i=1}^n K_h(B^\top X_{ix}) \begin{pmatrix} 1 \\ B^\top X_{ix}/h \end{pmatrix} \begin{pmatrix} 1 \\ B^\top X_{ix}/h \end{pmatrix}^\top$$

and

$$\begin{pmatrix} a_{xy}^B \\ d_{xy}^B h \end{pmatrix} = \{n\Sigma_n^B(x)\}^{-1} \sum_{i=1}^n K_h(B^\top X_{ix}) \begin{pmatrix} 1 \\ B^\top X_{ix}/h \end{pmatrix} H_{b,i}(y).$$

Under assumptions (C1), (C2) and (C4), if $nh^q b/\log n \rightarrow \infty$, $b \rightarrow 0$, $h \rightarrow 0$ and $\delta_B/h \rightarrow 0$, then

$$\begin{aligned} a_{xy}^B &= g_b(B_0^\top x, y) + \nabla^\top g_b(B_0^\top x, y) (B_0 - B)^\top \nu_B(x) + \frac{1}{2} \sum_{\kappa=1}^q \nabla_{\kappa, \kappa}^2 g_b(B_0^\top x, y) h^2 \\ &\quad + \mathcal{V}_{1n}^B(x, y) + \mathcal{O}(h^4 + \delta_{qh}\delta_{qhb} + h\delta_B + \delta_B^2 |x \in \mathcal{D}_X, y \in \mathcal{D}_Y, B \in \mathcal{B}), \\ d_{xy}^B h &= \nabla g_b(B_0^\top x, y) h + M_{1n}^B(x, y) h^3 + \mathcal{V}_{2n}^B(x, y) \\ &\quad + \mathcal{O}(h^4 + \delta_{qh}\delta_{qhb} + h\delta_B + \delta_B^2 |x \in \mathcal{D}_X, y \in \mathcal{D}_Y, B \in \mathcal{B}), \end{aligned}$$

where

$$\begin{aligned} \mathcal{V}_{1n}^B(x, y) &= \{1 + M_{2n}^B(x, h)h\} \mathcal{E}_{n,1}^B(x, y) + M_{3n}^B(x, h)h \mathcal{E}_{n,2}^B(x, y), \\ \mathcal{V}_{2n}^B(x, y) &= M_{4n}^B(x)h \mathcal{E}_{n,1}^B(x, y) + \{1 + M_{5n}^B(x, h)h\} \mathcal{E}_{n,2}^B(x, y), \end{aligned}$$

$M_{kn}^B(x)$, $k = 1, 2, \dots, 5$, are bounded continuous functions (details can be found in the proofs) and

$$\begin{aligned} \mathcal{E}_{n,1}^B(x, y) &= \{nf_B(x)\}^{-1} \sum_{i=1}^n K_h(B^\top X_{ix}) \varepsilon_{b,i}(y), \\ \mathcal{E}_{n,2}^B(x, y) &= \{nhf_B(x)\}^{-1} \sum_{i=1}^n K_h(B^\top X_{ix}) B^\top X_{ix} \varepsilon_{b,i}(y). \end{aligned}$$

Lemma 6.4 [Denominator of dMAVE] Let $\hat{\rho}_{jk}^B = \rho(\hat{f}_B(X_j))\rho(\hat{f}_Y(Y_k))$, where

$$\hat{f}_B(x) = n^{-1} \sum_{i=1}^n K_h(B^\top X_{ix}), \quad \hat{f}_Y(y) = n^{-1} \sum_{i=1}^n H_b(Y_i - y).$$

Let $X_{ijk}^B = d_{jk}^B \otimes X_{ij}$ where $d_{jk}^B = d_{X_j Y_k}^B$. Suppose (C1)–(C4) hold and $nh^{q+2}b/\log n \rightarrow \infty$, $nb^2/\log n \rightarrow \infty$, $b \rightarrow 0$, $h \rightarrow 0$ and $\delta_B/h \rightarrow 0$. We have

$$\begin{aligned} \left\{ n^{-3} \sum_{k,j,i=1}^n \hat{\rho}_{jk}^B K_h(B^\top X_{ij}) X_{ijk}^B (X_{ijk}^B)^\top \right\}^{-1} &= (I_q \otimes B) L_1^B (I_q \otimes B^\top) h^{-2} + (I_q \otimes B) L_2 \\ &+ L_3 (I_q \otimes B^\top) + \frac{1}{2} D_B^\dagger + \mathcal{O}\{(r_{qhb} + \delta_{qhb})/h | B \in \mathcal{B}\}, \end{aligned}$$

where L_1, L_2 and L_3 are constant matrices (details can be found in the proof) and $D_B = \int \rho(f_B(x))\rho(f_Y(y)) \nabla g_b(B_0^\top x, y) \nabla^\top g_b(B_0^\top x, y) \otimes \{\nu_B(x)\nu_B^\top(x)\} f(x)f(y) dx dy$.

Lemma 6.5 [Numerator of dMAVE] Suppose conditions (C1)–(C4) hold. If $b \rightarrow 0$, $h \rightarrow 0$, $nh^q b/\log n \rightarrow \infty$, $nb^2/\log n \rightarrow \infty$ and $\delta_B/h \rightarrow 0$, then

$$\begin{aligned} n^{-3} \sum_{k,j,i=1}^n \hat{\rho}_{jk}^B K_h(B^\top X_{ij}) X_{ijk}^B \{H_{b,i}(Y_k) - a_{jk}^B - \ell(B_0)^\top X_{ijk}^B\} &= D_B (\ell(B) - \ell(B_0)) \\ &+ \Phi_n(B_0) + \mathcal{O}\{h^4 + r_{qhb}\delta_{qhb} + \delta_{qhb}^2 + \delta_n^2/b^2 + (\delta_{qhb}/h + h)\delta_B | B \in \mathcal{B}\}, \end{aligned}$$

where $a_{jk}^B = a_{X_j Y_k}^B$, $\Phi_n(B_0) = O(\delta_n + \delta_{qhb}^2/h)$ almost surely and $\Phi_n(B_0) = O_P(n^{-1/2})$ with $(I_q \otimes B_0^\top) \Phi_n(B_0) = 0$ and $\sqrt{n} \Phi_n(B_0) \xrightarrow{D} N(0, \Sigma_0)$, where Σ_0 is given in Theorem 3.2.

Proof of Theorem 3.1 By Lemma 6.1, write

$$b_{xy} = B_0 c_n(x, y) + \{\mu_{2p} n h_0^2 f(x)\}^{-1} \sum_{i=1}^n K_{h_0}(X_{ix}) X_{ix} \varepsilon_{b_0, i}(y) + \tilde{B}_0 \mathcal{O}(h_0^2 + \delta_{ph_0 b_0}),$$

where (B_0, \tilde{B}_0) is a $p \times p$ orthogonal matrix and $c_n(x, y) = \nabla g_b(B_0^\top x, y) + \mathcal{O}(h_0^2 + \delta_{ph_0 b_0})$. By Lemma 6.6, the second term on the right hand side above is $\mathcal{O}(\delta_{ph_0 b_0}/h_0)$.

It follows from step 2 in the dOPG algorithm that

$$\begin{aligned} \hat{\Sigma}_{(1)} &= (B_0, \tilde{B}_0) C_n(B_0, \tilde{B}_0)^\top + n^{-3} \sum_{i,j,k=1}^n (S_{ijk} + S_{ijk}^\top) \\ &+ \mathcal{O}\{(h_0^2 + \delta_{ph_0 b_0})\delta_{ph_0 b_0}/h_0\}, \quad (6.3) \end{aligned}$$

where $\hat{\Sigma}_{(1)}$ and $\rho_{jk}^{(0)}$ are defined in the algorithm, $S_{ijk} = \rho_{jk}^{(0)} \{\mu_{2p} h_0^2 f(X_j)\}^{-1} B_0 \nabla g_{b_0} (B_0^\top X_j, Y_k) K_{h_0} (X_{ij}) X_{ij}^\top \varepsilon_{b_0, i}(Y_k)$ and

$$\begin{aligned} C_n &= n^{-2} \sum_{j,k=1}^n \rho_{jk}^{(0)} \begin{pmatrix} c_n(X_j, Y_k) \\ \mathcal{O}(h_0^2 + \delta_{ph_0 b_0}) \end{pmatrix} \begin{pmatrix} c_n(X_j, Y_k) \\ \mathcal{O}(h_0^2 + \delta_{ph_0 b_0}) \end{pmatrix}^\top \\ &= \begin{pmatrix} \Lambda_n^{(1)} & \mathcal{O}(h_0^2 + \delta_{ph_0 b_0}) \\ \mathcal{O}(h_0^2 + \delta_{ph_0 b_0}) & \mathcal{O}(h_0^4 + \delta_{ph_0 b_0}^2) \end{pmatrix}, \end{aligned}$$

where $\Lambda_n^{(1)} = n^{-2} \sum_{j,k=1}^n \rho_{jk}^{(0)} c_n(X_j, Y_k) c_n^\top(X_j, Y_k)$. By Lemma 6.6, we have $\tilde{f}_Y^{(0)}(y) = f_Y(y) + f_Y''(y) b_0^2 / 2 + \mathcal{O}(b_0^4 + \delta_{b_0} |y \in \mathcal{D}_Y)$, $\tilde{f}^{(0)}(x) = f(x) + \mathcal{O}(h_0^2 + \delta_{ph_0} |x \in \mathcal{D}_X)$. By the definition of $\rho(\cdot)$, we have $\rho_{xy}^{(0)} = \rho(f(x)) \tilde{\rho}_{b_0}(f_Y(y)) + \mathcal{O}(r_{ph_0 b_0} |x \in \mathbb{R}^p, y \in \mathbb{R})$, where $\tilde{\rho}_{b_0}(f_Y(y)) = \rho(f_Y(y)) + \rho'(f_Y(y)) f_Y''(y) b_0^2 / 2$. Let

$$\begin{aligned} \tilde{S}_{ijk} &= \rho(f(X_j)) \tilde{\rho}_{b_0}(f_Y(Y_k)) B_0 \nabla g_{b_0} (B_0^\top X_j, Y_k) \\ &\quad \times \{\mu_{2p} h_0^2 f(X_j)\}^{-1} K_{h_0} (X_{ij}) X_{ij}^\top \varepsilon_{b_0, i}(Y_k). \end{aligned}$$

By (C5) and Lemma 6.7, we have $n^{-3} \sum_{i,j,k=1}^n \tilde{S}_{ijk} = \mathcal{O}\{(\delta_n + \delta_{ph_0 b_0}^2 + \delta_n^2 / b_0^2) / h_0\}$.

Thus,

$$n^{-3} \sum_{i,j,k=1}^n S_{ijk} = n^{-3} \sum_{i,j,k=1}^n \tilde{S}_{ijk} + \mathcal{O}\{r_{ph_0 b_0} \delta_{ph_0 b_0} h_0^{-1}\} = \mathcal{O}(\tilde{\lambda}_n^{(1)}), \quad (6.4)$$

where

$$\tilde{\lambda}_n^{(1)} = \delta_n / h_0 + \delta_{ph_0 b_0}^2 / h_0 + \delta_n^2 / (b_0^2 h_0) + h_0^4 + r_{ph_0 b_0} \delta_{ph_0 b_0} h_0^{-1}.$$

By (C3) and the strong law of large numbers for U-statistics (cf. Hoeffding, 1961), $\Lambda_n^{(1)} = \int \rho(f(x)) \rho(f_Y(y)) \nabla g_{b_0} (B_0^\top x, y) \nabla^\top g_{b_0} (B_0^\top x, y) \} f(x) f_Y(y) dx dy + o(1)$ almost surely, which is of full rank asymptotically. Thus its eigenvalues are greater than a positive constant asymptotically. On the other hand, the eigenvalues of the lower right principal submatrix in C_n are of order $\tilde{\lambda}_n^{(1)}$. Let $\lambda_1^{(1)} \geq \dots \geq \lambda_p^{(1)}$ be the eigenvalues of $\hat{\Sigma}_{(1)}$ and $\beta_1^{(1)}, \dots, \beta_p^{(1)}$ be the corresponding eigenvectors. By the interlacing theorem (cf. Ando, 1987), we have $\min\{\lambda_1^{(1)}, \dots, \lambda_q^{(1)}\} > c$ and $\max\{\lambda_{q+1}^{(1)}, \dots, \lambda_p^{(1)}\} = \mathcal{O}(\tilde{\lambda}_n^{(1)})$. By (6.3) and (6.4) we have

$$\hat{\Sigma}_{(1)} = B_0 \Lambda_n^{(1)} B_0^\top + \mathcal{O}(\delta_B^{(1)}), \quad (6.5)$$

where $\delta_B^{(1)} = r_{ph_0b_0} + \delta_{ph_0b_0} + \delta_{ph_0}^2/h_0^2 + \delta_n/h_0 + \delta_n^2/(b_0^2h_0)$. Let $B_{(1)} = (\beta_1^{(1)}, \dots, \beta_1^{(q)})$. By Lemma 3.1 of Bai et al (1991), we have

$$B_{(1)}B_{(1)}^\top - B_0B_0^\top = \mathcal{O}(\delta_B^{(1)}). \quad (6.6)$$

Let $t = 1$. Consider the $(t + 1)$ th iteration. Let $\mathcal{E}_{n,0}^{(t)}(x, y) = \mathcal{E}_{n,0}^{\hat{\Sigma}^{(t)}}(x, y)$ as defined in Lemma 6.2. By the conditions on bandwidths in (C5), we have $e_n^{(1)} \stackrel{def}{=} \tilde{\lambda}_n^{(1)}/h_1^2 \rightarrow 0$ and $\delta_B^{(1)}/h_1 \rightarrow 0$. By Lemma 6.2, similar to (6.3), we have from the algorithm

$$\hat{\Sigma}_{(t+1)} = (B_0, \tilde{B}_0)C_n^{(t)}(B_0, \tilde{B}_0)^\top + n^{-2} \sum_{j,k=1}^n \{S_{jk}^{(t)} + (S_{jk}^{(t)})^\top\} + \mathcal{O}(\epsilon_{qhtbt} \delta_{qhtbt}), \quad (6.7)$$

where $S_{jk}^{(t)} = \rho_{jk}^{(t)} B_0 \{\nabla g_{b_t}(B_0^\top X_j, Y_k) + \mathcal{O}(h^2 + \delta_{qht} + e_n^{(t)})\} \{\mathcal{E}_{n,0}^{(t)}(X_j, Y_k)\}^\top$ and

$$C_n^{(t)} = \begin{pmatrix} \Lambda_n^{(t)} & \mathcal{O}(\epsilon_{qhb}) \\ \mathcal{O}(\epsilon_{qhb}) & \mathcal{O}(\epsilon_{qhb}^2) \end{pmatrix},$$

where $\Lambda_n^{(t)} = n^{-2} \sum_{j,k=1}^n \rho_{jk}^{(t)} \nabla g_{b_t}(B_0^\top X_j, Y_k) \nabla^\top g_{b_t}(B_0^\top X_j, Y_k) + \mathcal{O}\{h_t^2 + \delta_{qht} + e_n^{(t)}\}$. Note that $B_{(t)}^\top \mathcal{E}_{n,0}^{(t)}(X_j, Y_k) = 0$, $\mathcal{E}_{n,0}^{(t)}(X_j, Y_k) = \mathcal{O}(\delta_{qhtbt})$ and $B_0^\top \mathcal{E}_{n,0}^{(t)}(X_j, Y_k) = \mathcal{O}(\delta_{qhtbt} \delta_B^{(t)})$. It follows that

$$\begin{aligned} & n^{-2} \sum_{j,k=1}^n \{S_{jk}^{(t)} + (S_{jk}^{(t)})^\top\} \\ &= (B_0, \tilde{B}_0) \left[(B_0, \tilde{B}_0)^\top n^{-3} \sum_{j,k=1}^n \{S_{jk}^{(t)} + (S_{jk}^{(t)})^\top\} (B_0, \tilde{B}_0) \right] (B_0, \tilde{B}_0)^\top \\ &= (B_0, \tilde{B}_0) \begin{pmatrix} 0 & C_{12,n}^{(t)} \\ (C_{12,n}^{(t)})^\top & 0 \end{pmatrix} (B_0, \tilde{B}_0)^\top + \mathcal{O}(\delta_{qhtbt} \delta_B^{(t)}), \end{aligned} \quad (6.8)$$

where $C_{12,n}^{(t)} = n^{-2} \sum_{j,k=1}^n \rho_{jk}^{(t)} \{\nabla g_{b_t}(B_0^\top X_j, Y_k) + \mathcal{O}(h_t^2 + \delta_{qht} + e_n^{(t)})\} \{\mathcal{E}_{n,0}^{(t)}(X_j, Y_k)\}^\top \tilde{B}_0$. Similar to $\rho_{xy}^{(0)}$, we have $\rho_{jk}^{(t)} = \tilde{\rho}_{jk}^{(t)} + \mathcal{O}(r_{qhtbt})$ where $\tilde{\rho}_{jk}^{(t)} = \rho(f_{B_0}(X_j)) \{\rho(f_Y(Y_k)) + \rho'(f_Y(Y_k)) f_Y''(Y_k) b_t^2/2\}$. By (C5) and Lemma 6.7, we have

$$\begin{aligned} C_{12,n}^{(t)} &= n^{-2} \sum_{j,k=1}^n \tilde{\rho}_{jk}^{(t)} \nabla g_{b_t}(B_0^\top X_j, Y_k) \{\mathcal{E}_{n,0}^{(t)}(X_j, Y_k)\}^\top \tilde{B}_0 + \mathcal{O}(r_{qhtbt} \delta_{qhtbt} + e_n^{(t)} \delta_{qhtbt}) \\ &= \mathcal{O}(\delta_n + \delta_{qhtbt}^2 + \delta_n^2 b_t^{-2} + r_{qhtbt} \delta_{qhtbt} + e_n^{(t)} \delta_{qhtbt}). \end{aligned} \quad (6.9)$$

By the strong law of large numbers for U-statistics, it follows $\Lambda_n^{(t)} = M_0 + o(1)$ almost surely, where M_0 is defined in (C3). Let $\lambda_1^{(t+1)} \geq \dots \geq \lambda_p^{(t+1)}$ be the eigenvalues of $\hat{\Sigma}_{(t+1)}$ and $B_{(t+1)}$ the first q eigenvectors. By the same arguments as

for $\tilde{\lambda}_n^{(1)}$, it follows from (6.7), (6.8) and (6.9) that $\min\{\lambda_1^{(t+1)}, \dots, \lambda_q^{(t+1)}\} > c$ and $\max\{\lambda_{q+1}^{(t+1)}, \dots, \lambda_p^{(t+1)}\} = \mathcal{O}\{\tilde{\lambda}_n^{(t+1)}\}$, where $\tilde{\lambda}_n^{(t+1)} = \epsilon_{qh_t b_t} \delta_{qh_t b_t} + \epsilon_{qh_t b_t}^2 + \delta_{qh_t b_t} \delta_B^{(t)}$. Considering $e_n^{(t+1)} h_{t+1} \stackrel{def}{=} \tilde{\lambda}_n^{(t+1)} / h_{t+1}$, there exists a constant c_1 , which does not depend on t , such that

$$e_n^{(t+1)} h_{t+1} \leq c_1 \{\chi_{0,n}^{(t)} + \chi_{1,n}^{(t)} e_n^{(t)} h_t + \chi_{2,n}^{(t)} \delta_B^{(t)}\}, \quad (6.10)$$

where $\chi_{0,n}^{(t)} = (h_t^4 + h_t^2 \delta_{qh_t b_t} + \delta_{qh_t b_t} \delta_{qh_t}) \delta_{qh_t b_t} / h_{t+1}$, $\chi_{1,n}^{(t)} = (h_t^2 + \delta_{qh_t b_t}) \delta_{qh_t b_t} / (h_t h_{t+1})$ and $\chi_{2,n}^{(t)} = \delta_{qh_t b_t} / h_{t+1}$. By (6.7) and (6.8), we write

$$\hat{\Sigma}_{(t+1)} = B_0 \Lambda_n^{(t)} B_0 + B_0 \tilde{C}_{12,n}^{(t)} \tilde{B}_0^\top + \tilde{B}_0 (\tilde{C}_{12,n}^{(t)} B_0)^\top + \mathcal{O}\{\epsilon_{qh_t b_t} + \delta_{qh_t b_t} \delta_B^{(t)}\}, \quad (6.11)$$

where $\tilde{C}_{12,n}^{(t)}$ is the first term on the right hand side of the first equation in (6.9). By the same arguments as for (6.6), we have $B_{(t+1)} B_{(t+1)}^\top - B_0 B_0^\top = \mathcal{O}\{\delta_{qh_t b_t} (\delta_{qh_t b_t} + r_{qh_t b_t}) + (h_t^2 + r_{qh_t b_t}) e_n^{(t)} + (h + \delta_{qh_t b_t} / h) \delta_B^{(t)} + \delta_n + \delta_n^2 / b_t^2 + h_t^4\}$. That is

$$\delta_B^{(t+1)} \leq c_2 \{\chi_{3,n}^{(t)} + \chi_{4,n}^{(t)} e_n^{(t)} h_t + \chi_{5,n}^{(t)} \delta_B^{(t)}\} \quad (6.12)$$

for a constant c_2 independent of t , where $\chi_{3,n}^{(t)} = \delta_{qh_t b_t} (\delta_{qh_t b_t} + r_{qh_t b_t}) + h_t^4 + \delta_n^2 / b_t^2 + \delta_n$, $\chi_{4,n}^{(t)} = (h_t^2 + r_{qh_t b_t}) / h_t$ and $\chi_{5,n}^{(t)} = h_t + \delta_{qh_t b_t} / h_t$. Note that h_t and b_t decreasing with t , by (C5) we have $\delta_{qh_t b_t} / h_{t+1} \leq \delta_{q\hbar b} / \hbar \rightarrow 0$. It follows that $e_n^{(t+1)} = \lambda_n^{(t+1)} / h_{t+1} \rightarrow 0$, $\delta_B^{(t+1)} = \mathcal{O}(r_{qh_t b_t})$ and $\delta_B^{(t+1)} / h_{t+1} \rightarrow 0$. Recursing (6.10) and (6.12), it follows that

$$\delta_B^{(\infty)} = \mathcal{O}\{\chi_{3,n}^{(\infty)} + \chi_{4,n}^{(\infty)} \chi_{0,n}^{(\infty)}\} = \mathcal{O}\{\hbar^4 + \delta_{q\hbar b} (\delta_{q\hbar b} + \hbar^2 + \mathfrak{b}^4) + \delta_n^2 / \mathfrak{b}^2 + \delta_n\}$$

and $e_n^{(\infty)} = \mathcal{O}(\delta_{q\hbar b})$. This is the first part of Theorem 3.1. By (6.11) and the equations above, write

$$\hat{\Sigma}_{(\infty)} = \{B_0 + \eta_n\} \Lambda_n^{(\infty)} \{B_0 + \eta_n\}^\top + \mathcal{O}\{\hbar^4 + \delta_{q\hbar b} (\delta_{q\hbar b} + \mathfrak{b}^4) + \delta_n^2 / \mathfrak{b}^2\},$$

where $\eta_n = \tilde{C}_{12,n}^{(\infty)} (\Lambda_n^{(\infty)})^{-1} = \mathcal{O}\{\hbar^4 + \delta_{q\hbar b} (\delta_{q\hbar b} + \mathfrak{b}^4) + \delta_n^2 / \mathfrak{b}^2 + \delta_n\}$. Note that $B_{(\infty)}^\top \bar{w}_{B_{(\infty)}}^+(x) = 0$ and thus $B_{(\infty)}^\top \eta_n = 0$. We have $\tilde{\Lambda}_n \stackrel{def}{=} (B_0 + \eta_n)^\top (B_0 + \eta_n) = I_q + \mathcal{O}(\delta_n^2)$. Let $\tilde{\eta}_n = \{B_0 + \eta_n\} \tilde{\Lambda}_n^{-1/2}$. It follows that

$$\hat{\Sigma}_{(\infty)} = \tilde{\eta}_n \Lambda_n^{(\infty)} \tilde{\eta}_n^\top + \mathcal{O}\{\hbar^4 + \delta_{q\hbar b} (\delta_{q\hbar b} + \mathfrak{b}^4) + \delta_n^2 / \mathfrak{b}^2\}.$$

Let \hat{B}_{dOPG} be the first q eigenvectors of $\hat{\Sigma}_{(\infty)}$. By Lemma 3.1 of Bai et al (1991), we have

$$\hat{B}_{dOPG}\hat{B}_{dOPG}^\top - B_0B_0^\top = B_0\eta_n^\top + \eta_nB_0^\top + O\{\hbar^4 + \delta_{q\hbar b}(\delta_{q\hbar b} + \mathfrak{b}^4) + \delta_n^2/\mathfrak{b}^2\}. \quad (6.13)$$

By Lemma 6.7 and (C5), we have

$$\begin{aligned} \eta_n &= n^{-2} \sum_{j,k=1}^n \rho(f_{B_0}(X_j))\rho(f_Y(Y_k))\mathcal{E}_{n,0}^{(\infty)}(X_j, Y_k) \nabla^\top g_b(B_0^\top X_j, Y_k)(\Lambda_n^{(\infty)})^{-1} \\ &\quad + \mathcal{O}\{r_{q\hbar b}\delta_{q\hbar b}\} \\ &= n^{-1} \sum_{i=1}^n \rho(f_{B_0}(X_i))\rho(f_Y(Y_i))\bar{w}_{B_0}^+(X_i)\nu_{B_0}(X_i)\zeta_i^\top (\Lambda_n^{(\infty)})^{-1} + \mathcal{O}\{r_{q\hbar b}\delta_{q\hbar b}\}, \end{aligned}$$

where $\zeta_i = \nabla g_b(B_0^\top X_i, Y_i)f_Y(Y_i) - E\{\nabla g_b(B_0^\top X_i, Y_i)f_Y(Y_i)|B_0^\top X_i\}$. Let $\tilde{\zeta}_i = \nabla f(Y_i|B_0^\top X_i)f_Y(Y_i) - E\{\nabla f(Y_i|B_0^\top X_i)f_Y(Y_i)|B_0^\top X_i\}$. As $b \rightarrow 0$, we have $\Lambda_n^{(\infty)} \rightarrow M_0$ almost surely, where M_0 is defined in (C3). By calculating the mean and covariance matrix, we have

$$n^{-1} \sum_{i=1}^n \rho(f_{B_0}(X_i))\rho(f_Y(Y_i))\bar{w}_{B_0}^+(X_i)\nu_{B_0}(X_i)(\tilde{\zeta}_i^\top - \zeta_i^\top) = o_P(n^{-1/2}).$$

It follows from the two equations above and the conditions in the Theorem for the bandwidths

$$\eta_n = n^{-1} \sum_{i=1}^n \rho(f_{B_0}(X_i))\rho(f_Y(Y_i))\bar{w}_{B_0}^+(X_i)\nu_{B_0}(X_i)\tilde{\zeta}_i^\top M_0^{-1} + o_P(n^{-1/2}). \quad (6.14)$$

After vectorizing η_n , the second part of Theorem 3.1 follows from (6.13), (6.14) and the central limit theorem. \square

Proof of Theorem 3.2 Consider the initial estimator $B_{(1)}$ in (6.6). Let $\tilde{Q} = B_{(1)}^\top B_0$. For simplicity, we assume $\tilde{Q} = I_q$; otherwise, we may use basis $B_0\tilde{Q}$ and consider the expansion in Lemmas 6.3, 6.4 and 6.5 at $(B_0\tilde{Q})^\top x$. Let $\tilde{\delta}_B^{(t)}$ be the consistency rate of the estimator in the t 'th iteration. Write $\ell(B_0) = (I_q \otimes B_0)\ell(I_q)$. By the definition of D_B in Lemma 6.4, it follows

$$(I_q \otimes B)^\top D_B = 0, \quad I_q \otimes B = I_q \otimes B_0 + O(\delta_B), \quad (I_q \otimes B_0)^\top \Phi_n(B_0) = 0. \quad (6.15)$$

By the definition of the Moore-Penrose inverse we have $D_B^+ D_B = I_q \otimes (\tilde{B}\tilde{B}^\top)$, where (B, \tilde{B}) is a $p \times p$ orthogonal matrix. By Lemmas 6.4, 6.5 and (6.1), for every $B_{(t)}$

in $\mathcal{B} = \{B : |B - B_0| \leq \tilde{\delta}_B^{(t)}\}$, if $\tilde{\delta}_B^{(t)}/h_t \rightarrow 0$ we have

$$\begin{aligned} \mathbf{b}^{(t+1)} &= (I_q \otimes B_0)\{\ell(I_q) + O(c_n^{(t)})\} + \frac{1}{2}\Psi_{(t)}\{\ell(B_{(t)}) - \ell(B_0)\} + \frac{1}{2}D_{(t)}^+ \Phi_n(B_0) \\ &\quad + \mathcal{O}\{\Delta_t + (h_t + \delta_{qh_t b_t}/h_t)\tilde{\delta}_B^{(t)}\}, \end{aligned} \quad (6.16)$$

where $\Delta_t = h_t^4 + (h_t^2 + b_t^4 + \delta_{qh_t b_t})\delta_{qh_t b_t} + \delta_n^2/b_t^2$, $c_n^{(t)} = \{\Delta_t + (\delta_{qh_t b_t}/h_t + h_t)\tilde{\delta}_B^{(t)}\}/h_t^2$, $D_{(t)} = D_{B_{(t)}}$ and $\Psi_{(t)} = I_q \otimes (\tilde{B}_{(t)}\tilde{B}_{(t)}^\top) = \Psi + \tilde{\delta}_B^{(t)}$, where $\Psi = I_q \otimes (\tilde{B}_0\tilde{B}_0^\top)$ is a projection matrix and (B_0, \tilde{B}_0) is a $p \times p$ orthogonal matrix. We have

$$\begin{aligned} \mathcal{M}(\mathbf{b}^{(t+1)}) &= B_0\Lambda_n^{(t)} + \frac{1}{2}\mathcal{M}(\Psi\{\ell(B_{(t)}) - \ell(B_0)\}) + \frac{1}{2}\mathcal{M}(D_{(t)}^+ \Phi_n(B_0)) \\ &\quad + \mathcal{O}\{\Delta_t + (h_t + \delta_{qh_t b_t}/h_t)\tilde{\delta}_B^{(t)}\}, \end{aligned}$$

where $\Lambda_n^{(t)} = I_q + O(c_n^{(t)})$ and $\mathcal{M}(\cdot)$ is defined in section 2.2. Note that

$$\tilde{\Lambda}_n^{(t+1)} \stackrel{def}{=} \{\mathcal{M}(\mathbf{b}^{(t+1)})\}^\top \mathcal{M}(\mathbf{b}^{(t+1)}) = (\Lambda_n^{(t)})^2 + \mathcal{O}\{\delta_B^{(t)} + \tilde{\delta}_n + \Delta_t + (h_t + \delta_{qh_t b_t}/h_t)\tilde{\delta}_B^{(t)}\},$$

where $\tilde{\delta}_n = \delta_n + \delta_{qh_t b_t}^2/h_t$. If $c_n^{(t)} = o(1)$ almost surely, then by Step 3

$$\begin{aligned} B_{(t+1)} &= B_0 + \frac{1}{2}\mathcal{M}(\Psi\{\ell(B_{(t)}) - \ell(B_0)\}) + \frac{1}{2}\mathcal{M}(D_{(t)}^+ \Phi_n(B_0)) \\ &\quad + \mathcal{O}\{\Delta_t + (h_t + \delta_{qh_t b_t}/h_t)\tilde{\delta}_B^{(t)}\} \\ &= B_0 + \frac{1}{2}\mathcal{M}(\Psi\{\ell(B_{(t)}) - \ell(B_0)\}) + \mathcal{O}\{\tilde{\delta}_n + \Delta_t + (h_t + \delta_{qh_t b_t}/h_t)\tilde{\delta}_B^{(t)}\}. \end{aligned} \quad (6.17)$$

By (C5) and (6.6), we have $\delta_{qh_t b_t}/h_t^2 \leq \delta_{q\hbar b}/\hbar^2 \rightarrow 0$, $\delta_B^{(1)}/h_1 \rightarrow 0$ and $c_n^{(1)} \rightarrow 0$ almost surely. Thus (6.17) holds for $t = 1$. By assumption (C5), it follows that $\tilde{\delta}_B^{(2)}/h_2 = o(1)$ and $c_n^{(2)} = o(1)$ almost surely. Thus (6.17) holds for $t = 2$. Recurring the formula, we have

$$\tilde{\delta}_B^{(\infty)} = \mathcal{O}(\Delta_\infty + \tilde{\delta}_n) = \mathcal{O}\{\hbar^4 + (\hbar^2 + \mathfrak{b}^4 + \delta_{q\hbar b})\delta_{q\hbar b} + \tilde{\delta}_n\}.$$

A more detailed deduction was given in Xia, Tong and Li (2002). Therefore, the first part of Theorem 3.2 follows immediately. By the first equation of (6.17) with $t = \infty$ and Lemma 6.5, we have

$$\begin{aligned} B_{(\infty)} - B_0 &= \frac{1}{2}\mathcal{M}(\Psi\{\ell(B_{(\infty)}) - \ell(B_0)\}) + \frac{1}{2}\mathcal{M}(D_{(\infty)}^+ \Phi_n(B_0)) \\ &\quad + O_P\{\hbar^4 + (\hbar^2 + \mathfrak{b}^4 + \delta_{q\hbar b})\delta_{q\hbar b}\}. \end{aligned}$$

Multiplying both sides by B_0^\top , by (6.15) we have

$$B_0^\top B_{(\infty)} - I = O_P\{\hbar^4 + (\hbar^2 + \mathfrak{b}^4 + \delta_{q\hbar\mathfrak{b}})\delta_{q\hbar\mathfrak{b}}\}.$$

It follows that

$$\begin{aligned} B_{(\infty)}B_{(\infty)}^\top B_0 - B_0 &= \frac{1}{2}\mathcal{M}(\Psi\{\ell(B_{(\infty)}) - \ell(B_0)\}) + \frac{1}{2}\mathcal{M}(D_{(\infty)}^+\Phi_n(B_0)) \\ &\quad + O_P\{\hbar^4 + (\hbar^2 + \mathfrak{b}^4 + \delta_{q\hbar\mathfrak{b}})\delta_{q\hbar\mathfrak{b}}\}. \end{aligned}$$

Note that $\Psi D_{(\infty)}^+ = D_{(\infty)}^+ + O_P(\tilde{\delta}_B^{(\infty)})$. We have

$$\ell(B_{(\infty)}B_{(\infty)}^\top B_0) - \ell(B_0) = D_{(\infty)}^+\Phi_n(B_0) + O_P\{\hbar^4 + (\hbar^2 + \mathfrak{b}^4 + \delta_{q\hbar\mathfrak{b}})\delta_{q\hbar\mathfrak{b}}\}.$$

This is the second part of Theorem 3.2. \square

6.3 Auxiliaries

Lemma 6.6 Suppose $m_n(\chi, Z), n = 1, 2, \dots$, are measurable functions of Z with index $\chi \in \mathbb{R}^d$, where d is an integer, such that (I) $|m_n(\chi, Z)| \leq M(Z)$ with $E(M^r(Z)) < \infty$ for some $r > 2$; (II) $\sup_\chi E|m_n(\chi, Z)|^2 < a_n$; and (III) $|m_n(\chi, Z) - m_n(\chi', Z)| \leq |\chi - \chi'|^{\alpha_1} n^{\alpha_2} G(Z)$ with some $\alpha_1, \alpha_2 > 0$ and $E|G(Z)| < \infty$. Suppose $\{Z_i, i = 1, \dots, n\}$ is a random sample from Z . If $a_n = cn^{-\delta}$ with $0 \leq \delta < 1 - 2/r$ and $c > 0$, then for any positive α_0 we have

$$\sup_{|\chi| \leq n^{\alpha_0}} \left| n^{-1} \sum_{i=1}^n \{m_n(\chi, Z_i) - Em_n(\chi, Z_i)\} \right| = O\{(a_n \log n/n)^{1/2}\}$$

almost surely.

Proof of Lemma 6.6 The ‘‘continuity argument’’ approach is used here. See, e.g. Mack and Silverman (1982) and Härdle et al (1993). Note that $\mathcal{D}_n \stackrel{\text{def}}{=} \{|\chi| \leq n^{\alpha_0}\}$ is bounded and its Borel measure is less than $c_1 n^{\alpha_0 d}$ for some constant c_1 . There are n^{α_4} ($\alpha_4 > \alpha_0 d + (1 + \alpha_2)d/\alpha_1$) balls B_{n_k} centered at χ_{n_k} , $1 \leq k \leq n^{\alpha_4}$, with diameter less than $c_2 n^{-(1+\alpha_2)/\alpha_1}$, such that $\mathcal{D}_n \subset \cup_{1 \leq k \leq n^{\alpha_4}} B_{n_k}$. It follows that

$$\begin{aligned} &\sup_{\chi \in \mathcal{D}_n} \left| \frac{1}{n} \sum_{i=1}^n \{m_n(\chi, Z_i) - Em_n(\chi, Z_i)\} \right| \\ &\leq \max_{1 \leq k \leq n^{\alpha_4}} \left| \frac{1}{n} \sum_{i=1}^n \{m_n(\chi_{n_k}, Z_i) - Em_n(\chi_{n_k}, Z_i)\} \right| \end{aligned}$$

$$\begin{aligned}
& + \max_{1 \leq k \leq n^{\alpha_4}} \sup_{\chi \in B_{n_k}} \left| \frac{1}{n} \sum_{i=1}^n \left[\{m_n(\chi, Z_i) - m_n(\chi_{n_k}, Z_i)\} \right. \right. \\
& \quad \left. \left. - E\{m_n(\chi, Z_i) - m_n(\chi_{n_k}, Z_i)\} \right] \right| \\
& \stackrel{\text{def}}{=} \max_{1 \leq k \leq n^{\alpha_4}} |R_{n,k,1}| + \max_{1 \leq k \leq n^{\alpha_4}} \sup_{\chi \in B_{n_k}} |R_{n,k,2}|. \tag{6.18}
\end{aligned}$$

By condition (III) and the definition of B_{n_k} , we have

$$\begin{aligned}
\max_{1 \leq k \leq n^{\alpha_4}} \sup_{\chi \in B_{n_k}} |m_n(\chi, Z_i) - m_n(\chi_{n_k}, Z_i)| & \leq \max_{1 \leq k \leq n^{\alpha_4}} \sup_{\chi \in B_{n_k}} n^{\alpha_2} |\chi - \chi_{n_k}|^{\alpha_1} G(Z_i) \\
& \leq c_3 n^{-1} G(Z_i).
\end{aligned}$$

By the strong law of large numbers, we have

$$\max_{1 \leq k \leq n^{\alpha_4}} \sup_{\chi \in B_{n_k}} |R_{n,k,2}| \leq c_4 n^{-2} \sum_{i=1}^n \{G(Z_i) + EG(Z_i)\} = O(n^{-1}) \tag{6.19}$$

almost surely. Let $T_n = (na_n / \log n)^{1/2}$, $m_n^o(\chi_{n_k}, Z_i) = m_n(\chi_{n_k}, Z_i) I\{|M(Z_i)| \geq T_n\}$ and $m_n^I(\chi_{n_k}, Z_i) = m_n(\chi_{n_k}, Z_i) - m_n^o(\chi_{n_k}, Z_i)$. Write

$$R_{n,k,1} = \frac{1}{n} \sum_{i=1}^n \left[m_n^o(\chi_{n_k}, Z_i) - E\{m_n^o(\chi_{n_k}, Z_i)\} \right] + \frac{1}{n} \sum_{i=1}^n \xi_{n_k,i}, \tag{6.20}$$

where $\xi_{n_k,i} = m_n^I(\chi_{n_k}, Z_i) - E\{m_n^I(\chi_{n_k}, Z_i)\}$. By the truncation, it follows that

$$E|m_n^o(\chi_{n_k}, Z_i)| \leq T_n^{-r+1} E|M(Z_i)|^r.$$

If $a_n = cn^{-\delta}$ with $0 \leq \delta < 1 - 2/r$, we have

$$n^{-1} \left| \sum_{i=1}^n E m_n^o(\chi_{n_k}, Z_i) \right| \leq E|M(Z_1)|^r T_n^{-r+1} = o(\{a_n \log(n)/n\}^{1/2}). \tag{6.21}$$

Again by the truncation, we have

$$\sum_{i=1}^n |m_n^o(\chi_{n_k}, Z_i)| \leq \sum_{i=1}^n |M(Z_i)| I(|M(Z_i)| \geq T_n) \leq T_n^{-r+1} \sum_{i=1}^n |M(Z_i)|^r I(|M(Z_i)| \geq T_n).$$

For fixed T , by the strong law of large numbers, we have

$$n^{-1} \sum_{i=1}^n |M(Z_i)|^r I(|M(Z_i)| \geq T) \rightarrow E\{|M(Z_1)|^r I(|M(Z_1)| \geq T)\}$$

almost surely. The right hand side above is dominated by $E\{|M(Z_i)|^r\}$ and $\rightarrow 0$ as $T \rightarrow \infty$. Note that T_n increase to ∞ with n . For large n such that $T_n > T$, we have

$$C_n \stackrel{def}{=} n^{-1} \sum_{i=1}^n |M(Z_i)|^r I(|M(Z_i)| \geq T_n) \leq n^{-1} \sum_{i=1}^n |M(Z_i)|^r I(|M(Z_i)| \geq T) \rightarrow 0$$

almost surely as $T \rightarrow \infty$. It follows

$$\max_{1 \leq k \leq n^{\alpha_4}} n^{-1} \left| \sum_{i=1}^n m_n^o(\chi_{n_k}, Z_i) \right| \leq C_n T_n^{-r+1} = o\{(a_n \log n/n)^{1/2}\} \quad (6.22)$$

almost surely. By condition (II), we have

$$\begin{aligned} \max_{1 \leq k \leq n^{\alpha_4}} \text{Var} \left(\sum_{i=1}^n \xi_{n_k, i} \right) &\leq n \max_{1 \leq k \leq n^{\alpha_4}} E\{m_n^I(\chi_{n_k}, Z_1)\}^2 \\ &\leq n \max_{1 \leq k \leq n^{\alpha_4}} E\{m_n(\chi_{n_k}, Z_1)\}^2 \leq c_5 n a_n \stackrel{def}{=} N_1. \end{aligned} \quad (6.23)$$

By the condition on a_n and the definition of $\xi_{n_k, i}$, we have

$$\max_{1 \leq k \leq n^{\alpha_4}} |\xi_{n_k, i}| \leq c_6 T_n = c_6 (n a_n / \log n)^{1/2} \stackrel{def}{=} N_2. \quad (6.24)$$

Let $N_3 = c_7 (n a_n \log n)^{1/2}$ with $c_7^2 > 2(\alpha_4 + 2)(c_5 + c_6 c_7)$. By the Bernstein's inequality (cf. DE LA Peña, 1999), we have from (6.23) and (6.24) that

$$\begin{aligned} P \left(\left| \sum_{i=1}^n \xi_{n_k, i} \right| > N_3 \right) &\leq 2 \exp \left(\frac{-N_3^2}{2(N_1 + N_2 N_3)} \right) \\ &\leq 2 \exp \{-c_7^2 \log n / (2c_5 + 2c_6 c_7)\} \\ &\leq c_8 n^{-\alpha_4 - 2}. \end{aligned}$$

It follows that

$$\sum_{n=1}^{\infty} \Pr \left(\max_{1 \leq k \leq n^{\alpha_4}} \left| \sum_{i=1}^n \xi_{n_k, i} \right| \geq N_3 \right) \leq \sum_{n=1}^{\infty} n^{\alpha_4} \max_{1 \leq k \leq n^{\alpha_4}} \Pr \left(\left| \sum_{i=1}^n \xi_{n_k, i} \right| \geq N_3 \right) < \infty. \quad (6.25)$$

By the Borel-Cantelli lemma (cf. Chow and Teicher, 1978, p.60), we have

$$\max_{1 \leq k \leq n^{\alpha_4}} \left| \sum_{i=1}^n \xi_{n_k, i} \right| = O(N_3) \quad (6.26)$$

almost surely. Combining (6.20), (6.21), (6.22) and (6.26), we have

$$\max_{1 \leq k \leq n^{\alpha_4}} |R_{n, k, 1}| = O\{(a_n \log(n)/n)^{1/2}\} \quad (6.27)$$

almost surely. Lemma 6.6 follows from (6.18), (6.19) and (6.27). \square

For any function $G(X_i, Y_i, X_j, Y_j, X_k, Y_k)$ (or $G(X_j, Y_j, X_k, Y_k)$), we introduce a projection operator E_k as follows.

$$E_k G(X_i, Y_i, X_j, Y_j, X_k, Y_k) = E\{G(X_i, Y_i, X_j, Y_j, X_k, Y_k) | X_i, Y_i, X_j, Y_j\}.$$

Lemma 6.7 Let $\mathcal{A} = \{A : A^\top A = I_\kappa\}$ with $1 \leq \kappa \leq p$. Suppose $g_0(y), g_1(x), g_2(x)$ are bounded continuous functions. If conditions (C2) and (C4) hold with B replaced by A for all $A \in \mathcal{A}$, then

$$\begin{aligned} n^{-3} \sum_{i,j,k=1}^n K_h(A^\top X_{ij}) g_1(X_i) g_2(X_j) g_0(Y_k) \nabla g_b(B_0^\top X_j, Y_k) \varepsilon_{b,i}(Y_k) \\ = n^{-1} \sum_{i=1}^n E_j E_k \{K_h(A^\top X_{ij}) \nabla g_b(B_0^\top X_j, Y_k) \varepsilon_{b,i}(Y_k)\} + \mathcal{O}(\varsigma_{\kappa hb} | A \in \mathcal{A}), \end{aligned}$$

where $\varsigma_{\kappa hb} = \delta_n^3 h^{-\kappa} b^{-2} + \delta_{\kappa hb}^2 + \delta_n^2 b^{-2}$ and the first term on the right hand side is $\mathcal{O}(\delta_n)$.

Proof of Lemma 6.7 For easy of exposition, we consider $g_k \equiv 1, k = 0, 1, 2$ only. Let $\Delta_n(A)$ be the left hand side of the equation in the lemma. Let $\varphi_K(s) = (2\pi)^{-\kappa} \int \exp(is^\top u) K(u) du$ and $\varphi_H(t) = (2\pi)^{-1} \int \exp(itv) H(v) dv$ be the Fourier transformations, where i is the imaginary unit. It follows from the inverse Fourier transformation that $g_b(u, y) = b^{-1} \int \varphi_H(t') e^{-it'y/b} E\{e^{it'Y/b} | B_0^\top X = u\} dt'$. Thus

$$\nabla g_b(B_0^\top X_j, Y_k) = b^{-1} \int \varphi_H(t') \nabla \tilde{g}_b(B_0^\top X_j) e^{-it'Y_k/b} dt', \quad (6.28)$$

where $\nabla \tilde{g}_b(u) = \partial E(e^{it'Y/b} | B_0^\top X = u) / \partial u$. We have

$$\begin{aligned} \Delta_n(A) &= \frac{1}{n^3 b} \int \varphi_H(t') \sum_{i,j,k=1}^n \{K_h(A^\top X_{ij}) \nabla \tilde{g}_b(B_0^\top X_j) - E_j[K_h(A^\top X_{ij}) \\ &\quad \times \nabla \tilde{g}_b(B_0^\top X_j)]\} \{\varepsilon_{b,i}(Y_k) e^{-it'Y_k/b} - E_k[\varepsilon_{b,i}(Y_k) e^{-it'Y_k/b}]\} dt' \\ &\quad + \frac{1}{n^2 b} \int \varphi_H(t') \sum_{i,k=1}^n E_j [K_h(A^\top X_{ij}) \nabla \tilde{g}_b(B_0^\top X_j)] \\ &\quad \quad \quad \times \{\varepsilon_{b,i}(Y_k) e^{-it'Y_k/b} - E_k[\varepsilon_{b,i}(Y_k) e^{-it'Y_k/b}]\} dt' \\ &\quad + \frac{1}{n^2 b} \int \varphi_H(t') \sum_{i,j=1}^n E_k [\varepsilon_{b,i}(Y_k) e^{-it'Y_k/b}] \{K_h(A^\top X_{ij}) \nabla \tilde{g}_b(B_0^\top X_j) \\ &\quad \quad \quad - E_j [K_h(A^\top X_{ij}) \nabla \tilde{g}_b(B_0^\top X_j)]\} dt' \end{aligned}$$

$$\begin{aligned}
& + \frac{1}{nb} \int \varphi_H(t') \sum_{i=1}^n E_j [K_h(A^\top X_{ij}) \nabla \tilde{g}_b(B_0^\top X_j)] E_k [\varepsilon_{b,i}(Y_k) e^{-t' Y_k/b}] dt' \\
\stackrel{def}{=} & \Delta_{n,1}(A) + \Delta_{n,2}(A) + \Delta_{n,3}(A) + \Delta_{n,4}(A). \tag{6.29}
\end{aligned}$$

By the inverse Fourier transformation, it follows that $K_h(A^\top X_{ij}) = h^{-\kappa} \int \varphi_K(s) e^{-is^\top A^\top X_{ij}/h} ds$ and $H_b(Y_i - Y_k) = b^{-1} \int \varphi_H(t) e^{-it(Y_i - Y_k)/b} dt$. Thus

$$\Delta_{n,1}(A) = \frac{1}{n^3 h^\kappa b^2} \int \prod_{\ell=1}^3 \sum_{i=1}^n m_{\ell,n}(A, s, t, t', X_i, Y_i) \varphi_K(s) \varphi_H(t) \varphi_H(t') ds dt dt',$$

where

$$\begin{aligned}
m_{1,n}(A, s, t, t', X_i, Y_i) &= e^{-is^\top A^\top X_i/h} \nabla \tilde{g}_b(B_0^\top X_i) - E[e^{-is^\top A^\top X_i/h} \nabla \tilde{g}_b(B_0^\top X_i)], \\
m_{2,n}(A, s, t, t', X_i, Y_i) &= e^{i(t-t')Y_i/b} - E[e^{i(t-t')Y_i/b}]
\end{aligned}$$

and

$$m_{3,n}(A, s, t, t', X_i, Y_i) = e^{-tY_i/b} - E(e^{-tY_i/b} | X_i).$$

By (C2), we have that $|\nabla \tilde{g}_b(u)| \leq \int |\nabla f_0(y|u)| dy$ is bounded. For any $r > 2$, it follows that $\sup_{t'} E\{\nabla \tilde{g}_b(B_0^\top X_i)\}^r \leq c$ and that

$$\sup_{A, s, t, t'} E|m_{\ell,n}(A, s, t, t', X_i, Y_i)|^r \leq c, \quad \ell = 1, 2, 3,$$

where c is a finite constant. For any $\alpha_0 > 0$, let $\mathcal{D}'_n = \{(t, t', s) : |t| \leq n^{\alpha_0}, |t'| \leq n^{\alpha_0}, |s| \leq n^{\alpha_0}\}$. By taking $\chi = (A, t, t', s)$ and $a_n = c$, we have from Lemma 6.6

$$\sup_{A \in \mathcal{A}, (t, t', s) \in \mathcal{D}'_n} n^{-1} \left| \sum_{i=1}^n m_{\ell,n}(A, s, t, t', X_i, Y_i) \right| = O(\delta_n), \quad \ell = 1, 2, 3 \tag{6.30}$$

almost surely. On the other hand, $|m_{\ell,n}(A, s, t, t', X_i, Y_i)|$ is bounded. Thus,

$$\sup_{A \in \mathcal{A}, (t, t', s)} n^{-1} \left| \sum_{i=1}^n m_{\ell,n}(A, s, t, t', X_i, Y_i) \right| = O(1), \quad \ell = 1, 2, 3. \tag{6.31}$$

By (C4), the Fourier transformation functions $\varphi_K(\cdot)$ and $\varphi_H(\cdot)$ are absolutely integrable; see Chung (p.166, 1968). We can choose α_0 such that

$$\int_{|s| > n^{\alpha_0}} |\varphi_K(s)| ds = O(\delta_n^3), \quad \int_{|t| > n^{\alpha_0}} |\varphi_H(t)| dt < O(\delta_n^3). \tag{6.32}$$

Partition the integration region in $\Delta_{n,1}(A)$ into two parts, we have from (6.30)-(6.32) that

$$\begin{aligned}
\sup_{A \in \mathcal{A}} \left| \Delta_{n,1}(A) \right| &\leq \frac{1}{n^3 h^\kappa b^2} \int_{(s,t,t') \in \mathcal{D}'_n} \prod_{\ell=1}^3 \sup_{A \in \mathcal{A}} \left| \sum_{i=1}^n m_{\ell,n}(A, s, t, t', X_i, Y_i) \right| \\
&\quad \times |\varphi_K(s) \varphi_H(t) \varphi_H(t')| ds dt dt' \\
&+ \frac{1}{n^3 h^\kappa b^2} \int_{(s,t,t') \notin \mathcal{D}'_n} \prod_{\ell=1}^3 \sup_{A \in \mathcal{A}} \left| \sum_{i=1}^n m_{\ell,n}(A, s, t, t', X_i, Y_i) \right| \\
&\quad \times |\varphi_K(s) \varphi_H(t) \varphi_H(t')| ds dt dt' \\
&= (h^\kappa b^2)^{-1} O(\delta_n^3) \int |\varphi_K(s) \varphi_H(t) \varphi_H(t')| ds dt dt' \\
&\quad + (h^\kappa b^2)^{-1} O(1) \int_{(s,t,t') \notin \mathcal{D}'_n} |\varphi_K(s) \varphi_H(t) \varphi_H(t')| ds dt dt' \\
&= O(\delta_n^3 h^{-\kappa} b^{-2}) \tag{6.33}
\end{aligned}$$

almost surely. Let $\tilde{g}(X_i) = E_j[K_h(A^\top X_{ij}) \nabla \tilde{g}_b(B_0^\top X_j)]$. It is easy to see that $\tilde{g}(X_i) = O(1)$ almost surely. Applying the inverse Fourier transformation to $\varepsilon_{b,i}(Y_k)$ and using similar arguments leading to (6.33), we have

$$\sup_{A \in \mathcal{A}} \left| \Delta_{n,2}(A) \right| = O(\delta_n^2 b^{-2}) \tag{6.34}$$

almost surely. Applying the inverse Fourier transformation to $K_h(A^\top X_{ij})$, similar to (6.33) we have

$$\sup_{A \in \mathcal{A}} \left| \Delta_{n,3}(A) \right| = O(\delta_n^2 h^{-\kappa} b^{-1}) \tag{6.35}$$

almost surely. By (6.28), we have

$$\Delta_{n,4}(A) = n^{-1} \sum_{i=1}^n E_j E_k \{ K_h(A^\top X_{ij}) \nabla g_b(B_0^\top X_j, Y_k) \varepsilon_{b,i}(Y_k) \}.$$

By Lemma 6.6, we have

$$\sup_{A \in \mathcal{A}} \Delta_{n,4}(A) = O(\delta_n) \tag{6.36}$$

almost surely. Finally, Lemma 6.7 follows from (6.33)-(6.36) and (6.29). \square

Acknowledgements: Two referees and an associate editor, Professor Z. D. Bai and Professor B. Brown provided for very valuable comments and suggestions for the paper. The work was supported by NUS FRG R-155-000-048-112.

References

- Ando, T. (1987) Totally positive matrices. *Linear Algebra Appl.* **90**, 165-219.
- Bai, Z. D., Miao, B. Q. and Rao, C. R. (1991) Estimation of directions of arrival of signals: Asymptotic results. *Advances in Spectrum Analysis and Array Processing*, vol. 1 (edited by Simon Haykin).
- Chen, C-H. and Li, K. C. (1998) Can SIR be as popular as multiple linear regression? *Statistica Sinica*, **8**, 289-316.
- Chung K. L. (1968) *A Course in probability Theory*. Academic Press, New York.
- Chow, Y. S. and Teicher, H. (1978) *Probability Theory, Independence, Interchangeability and Martingales*. Springer-Verlag, New York.
- Cook, R. D. (1998) *Regression Graphics*. New York, Wiley.
- Cook, R. D. and Li, B. (2002) Dimension reduction for conditional mean in regression. *The Annals of Statistics*, **30**, 455-474.
- Cook, R. D. and Weisberg, S. (1991) Sliced inverse regression for dimension reduction: comment. *J. Amer. Statist. Ass.*, **86**, 328-332.
- Delecroix, M., Hristache, M. and Patilea, V. (2005) On semiparametric M-estimation in single-index regression. *Journal of Statistical Planning and Inference* **136**, 730-769
- Fan, J. and Gijbels, I. (1996) *Local Polynomial Modelling and Its Applications*. Chapman & Hall, London.
- Fan, J. and Yao, Q. (2003) *Nonlinear Time Series : nonparametric and parametric methods*. New York : Springer Verlag.
- Fan, J., Yao, Q. and Tong, H. (1996) Estimation of conditional densities and sensitivity measures in nonlinear dynamical systems. *Biometrika*, **83**, 189-196.
- Härdle, W. (1991) Sliced inverse regression for dimension Reduction: comment. *J. Amer. Statist. Ass.*, **86**, 332-334.
- Härdle, W., Hall, P. and Ichimura, H. (1993) Optimal smoothing in single-index models. *Ann. Statist.*, **21**, 157-178.

- Härdle, W. and Stoker, T. M. (1989) Investigating smooth multiple regression by method of average derivatives. *J. Amer. Stat. Ass.* **84**, 986-995.
- Hoeffding, W. (1961) *The strong law of large numbers for U-statistics*. Inst. Statist. Univ. of North Carolina, Mimeo Report, No. 302.
- Horowitz, J. L. and Hardle, W. (1996) Direct semiparametric estimation of single-index models with discrete covariates. *J. Amer. Stat. Ass.* **91**, 1632-1640.
- Hristache, M., Juditski, A. and Spokoiny, V. (2001) Direct estimation of the index coefficients in a single-index model. *Annals of Statistics*, **29**, 595-623.
- Hristache, M., Juditski, A., Polzehl, J., Spokoiny, V. (2001) Structure adaptive approach for dimension reduction. *Annals of Statistics*, **29** 1537–1566.
- Li, B., Zha, H. and Chiaromonte, F. (2005) Contour regression: a general approach to dimension reduction. *The Annals of Statistics*, **33**, 1580-1616.
- Li, K. C. (1991) Sliced inverse regression for dimension reduction (with discussion). *J. Amer. Statist. Ass.*, **86**, 316-342.
- Li, K. C. (1992) On principal hessian directions for data visualization and dimension reduction: another application of Stein's lemma. *Journal of the American Statistical Association*, **87**, 1025-1039.
- Lue, H-H. (2004) Principal Hessian directions for regression with measurement error. *Biometrika*, **91**, 409-423.
- Mack, Y. P. and Silverman, B.W. (1982) Weak and strong uniform consistency of kernel regression estimates. *Z. Wahrsch. verw. Gebiete*, **61**, 405–415.
- Samarov, A. M. (1993) Exploring regression structure using nonparametric functional estimation. *J. Amer. Statist. Ass.* **88**, 836-847.
- Scott, D. W. (1992) *Multivariate Density Estimation: Theory, Practice and visualization*. John Wiley & Sons, New York.
- DE LA Peña V., H. (1999) A general class of exponential inequalities for martingales and ratios. *Ann. of Prob.* **27**, 537-564.
- World Health Organization, Reports on a WHO/HEI working group, Bonn, Germany, (2003).

- Xia, Y., Tong, H., Li, W. K. and Zhu, L. (2002) An adaptive estimation of dimension reduction space (with discussions). *J. Roy. Statist. Soc. B.*, **64**, 363-410.
- Xia, Y., Tong, H. and Li W. K. (2002) Single-index volatility models and estimation. *Statistica Sinica*, **12**, 785-799.
- Xia, Y. (2006a) Asymptotic distributions for two estimators of the single-index model. *Econometric Theory*, **22**, 1112-1137.
- Xia, Y. (2006b) A constructive approach to the estimation of dimension reduction Directions. *Technical Report*, Department of Statistics and Applied Probability, National University of Singapore.
- Yin, X. and Cook, R. D. (2002) Dimension reduction for the conditional k -th moment in regression. *J. Roy. Stat Soc. B*, **64**, 159-175.
- Yin, X. and Cook, R. D. (2005) Direction estimation in single-index regressions. *Biometrika*, **92**, 371-384.

Yingcun Xia
Department of Statistics and Applied Probability
National University of Singapore
Singapore
Email: staxyc@stat.nus.edu.sg