

# Cure-rate estimation under Case-1 interval censoring

*Running title:* Cure-rate under interval censoring

**Arusharka Sen**, *Department of Mathematics and Statistics, Concordia University, 1455 de Maisonneuve Boulevard West, Montreal, H3G 1M8, Canada*

**Fang Tan**, *Department of Mathematics and Statistics, Concordia University, 1455 de Maisonneuve Boulevard West, Montreal, H3G 1M8, Canada*

**ABSTRACT.** We consider nonparametric estimation of cure-rate based on mixture model under Case-1 interval censoring. We show that the nonparametric maximum-likelihood estimator (NPMLE) of cure-rate is non-unique as well as inconsistent, and propose two estimators based on the NPMLE of the distribution function under this censoring model. We present a cross-validation method for choosing a ‘cut-off’ point needed for the estimators. The limiting distributions of the latter are obtained using extreme-value theory. Graphical illustration of the procedures based on simulated data are provided.

*Key-words:* Case-1 interval censoring, cross-validation, cure-rate, extreme-value theory, non-homogeneous Poisson process, nonparametric maximum-likelihood estimator, strong approximation, variance-bias trade-off.

## 1. Introduction

Consider a sample of individuals on each of whom some sort of *time-to-event* data is being collected, for instance, onset time of a disease following exposure to infection, time to death under a terminal disease, time (for criminals) to re-offend after at least one offence etc. In most such cases, there may be a possibility that the individual may be *immune* (e.g., not catch a disease) or get *cured* (e.g., cured of a disease or not re-offend). This is all the more relevant when the data is subject to some kind of ‘open-ended’ censoring such as random censoring, double censoring or interval censoring, where an individual being censored (i.e., event not occurred), especially after a large amount of time, points to the possibility of cure.

In the literature, the term *long-term survival* has also been used for cure.

Cure is usually quantified by the probability of cure, or the *cure-rate*:  $p = P\{X = \infty\}$ , where  $X$  is the time-to-event of interest. Most of the statistical literature on cure is based on one of the two following models for the ‘improper’ random variable  $X$ : the *mixture model*, in which  $P\{X > t\} = p + (1 - p)S_0(t)$ ,  $S_0(\cdot)$  being a proper survival function representing the finite part of  $X$  (Berkson and Gage, 1952); and the *bounded cumulative hazard (BCH) model*, in which  $P\{X > t\} = \exp(-\int_0^t h(s)ds)$ , with  $\theta := \int_0^\infty h(s)ds < \infty$ , so that  $p = \exp(-\theta)$  (see Tsodikov *et al* (2003) for an excellent review). Inference, with or without (random) censoring, has been based mostly on either the Bayesian approach (see Yin and Ibrahim (2005) and the references therein) or a semi-parametric approach (see Zhao and Zhou (2006) and the references therein).

From the non-parametric point of view, it is clear that the two models above are equivalent. Notable among the nonparametric approaches are: Laska and Meisner (1992), who consider the NPMLE of  $p$  under random censoring when a number  $m \geq 1$  of cures are *known*; Maller and Zhou (1996), who consider the value of the Kaplan-Meier distribution function at the largest datum as an estimator of  $(1 - p)$  (as is well-known, the value is less than unity if the largest datum is censored — an indication of cure). See Section 2 for more comments on these two works. Another interesting paper is Betensky and Schoenfeld (2001), who consider a *time-to-cure*, rather than just possibility of cure, competing with time-to-event/censoring.

In this paper we study estimation of cure-rate under *Case-1 interval censoring*, or *current-status* data, using the mixture model. We have been able to trace only one paper so far under this set-up, namely Lam and Xue (2005), who work with a semi-parametric model, allowing the cure-rate to depend on covariates via a logit function. We consider only the parameters  $(F, p)$ , the time-to-event distribution function and the cure-rate, respectively. Of course, this is a semi-parametric model too, but one without covariates. We show that the Maller-Zhou idea does not work here and propose two estimators of  $p$  based on the usual (i.e., when  $p = 0$ ) NPMLE of  $F$ , as given by Groeneboom and Wellner (1992). The asymptotics of the estimators are obtained using extreme-value theory.

In Section 2, we describe the Case-1 interval censoring model with cure-rate and show that the NPMLE of  $p$  is non-unique and inconsistent. We then propose the two estimators that depend on a ‘cut-off’ point. Section 3 shows how to make an optimal choice of this cut-

off point, because it involves a variance-bias trade-off as in extremal index estimation (see, for instance, Embrechts *et al.* (1997)). In Section 4, limiting distributions of the estimators are derived. Use of the latter to construct confidence intervals for  $p$  is straightforward.

## 2. Model, preliminary results and estimators

Consider a variable of interest  $X$ , say  $X =$  time to development of cancer following exposure to radiation and an observation time  $Y$ , say  $Y =$  time of check-up. Under Case-1 interval censoring model, one observes the so-called ‘current status’ data

$$(\delta_i, Y_i), \quad i = 1, 2, \dots, n, \quad \text{where } \delta_i = I(X_i \leq Y_i),$$

and  $Y_1, \dots, Y_n$  are iid with distribution  $G$ , independent of  $X_1, \dots, X_n$  which are iid with distribution  $F$ . Suppose we want to estimate  $F(x) = P\{X \leq x\}$ . The nonparametric maximum likelihood estimator (NPMLE) is obtained by solving:

$$\begin{aligned} & \max_F L(F_1, \dots, F_n) \\ & \text{subject to } 0 \leq F_1 \leq \dots \leq F_n \leq 1, \end{aligned} \quad (1)$$

where

$$L(F_1, \dots, F_n) = \sum_{i=1}^n (\delta_{[i]} \log(F_i) + (1 - \delta_{[i]}) \log(1 - F_i)),$$

and  $F_i = F(Y_{(i)})$ ,  $Y_{(i)}$  : order-statistics for  $(Y_1, \dots, Y_n)$ ,  $\delta_{[i]}$  = concomitant of  $Y_{(i)}$ ,  $1 \leq i \leq n$ .

Solution is given by the ‘*max-min*’ formula of Groeneboom and Wellner (1992), namely,

$$\hat{F}_i = \max_{h \leq i} \min_{k \geq i} \frac{\sum_{j=h}^k \delta_{[j]}}{k - h + 1}. \quad (2)$$

**Cure-rate.** Consider again  $X =$  time to cancer, this time with *possibility of no cancer*  $\equiv$  *cure*. Then  $X$  can be modelled as an ‘extended’ real-valued random variable with a *defective* distribution, i.e.,

$$P(X = \infty) = p = \text{cure-rate} > 0$$

so that  $P(X \leq t) = F_p(t) = (1 - p)F(t)$  and  $P(X > t) = S_p(t) = p + (1 - p)(1 - F(t)) = p + (1 - p)S(t)$ . In this case the likelihood function in Eq.(1) has to be modified as

$\max L^c(p, F_1, \dots, F_n)$  where

$$\begin{aligned}
& L^c(p, F_1, \dots, F_n) \\
&= \sum_{i=1}^n [\delta_{[i]} \log((1-p)F_i) + (1-\delta_{[i]}) \log(p + (1-p)(1-F_i))] \\
&\quad \text{subject to } 0 \leq p \leq 1, 0 \leq F_1 \leq \dots \leq F_n \leq 1 \\
&= \sum_{i=1}^n [\delta_{[i]} \log(F_i) + (1-\delta_{[i]}) \log(1-F_i)] \\
&\quad \text{subject to } 0 \leq p \leq 1, 0 \leq F_1 \leq \dots \leq F_n \leq (1-p), \tag{3}
\end{aligned}$$

writing  $F_i$  for  $(1-p)F_i$  in the last equality.

**Failure of NPMLE.** We state the following theorem whose proof is omitted because it is long and technical:

**THEOREM 1.** Let  $L^c(p) = \max_{0 \leq F_1 \leq \dots \leq F_n \leq (1-p)} L^c(p, F_1, \dots, F_n)$ . Then

$$L^c(p) = L(\hat{F}_1 \wedge (1-p), \dots, \hat{F}_n \wedge (1-p)),$$

where  $\wedge$  denotes ‘minimum’ and  $\hat{F}_i$ ,  $1 \leq i \leq n$ , are as in Eq.(2).

This leads to the following two observations about the NPMLE of  $p$ :

**REMARK 1: NON-UNIQUENESS OF NPMLE.** Obviously,  $L^c(p)$  is non-increasing in  $0 \leq p \leq 1$ , and

$$\sup_{0 \leq p \leq 1} L^c(p) = L(\hat{F}_1, \dots, \hat{F}_n) = L^c(\hat{p}),$$

for any  $0 \leq \hat{p} \leq (1 - \hat{F}_n)$ . Hence  $\hat{p}$  is unique if and only if  $(1 - \hat{F}_n) = 0 = \hat{p}$ . This was also observed, in the case of random censoring, by Laska and Meisner (1992), who showed that NPMLE was unique and positive if, however, some number  $m \geq 1$  of cases of cure were known. We shall explore this situation in a future paper.

**REMARK 2: NON-CONSISTENCY OF NPMLE.** Note that by Eq.(2),

$$\hat{F}_n = \max_{i \leq n} \frac{\sum_{j=i}^n \delta_{[j]}}{n-i+1},$$

so that  $\hat{F}_n = 1$  if and only if  $\delta_{[n]} = 1$ . Thus for  $0 < p < 1$  and any  $0 < \varepsilon < p$ ,

$$P\{|\hat{F}_n - (1-p)| > \varepsilon\} \geq P\{\hat{F}_n = 1\} = P\{\delta_{[n]} = 1\} = (1-p)E(F(Y_{(n)})) \rightarrow (1-p)F(\tau_G),$$

where  $\tau_G = \sup\{y|G(y) = 1\}$ . Hence  $\hat{F}_n$  is not a consistent estimator of  $(1 - p)$ . This is in stark contrast to the case of random censoring where the former was shown to be in fact  $\sqrt{n}$ -consistent (asymptotically normal) by Maller and Zhou (1996).

**The proposed estimators.** Let us look at

$$\hat{F}_n = \max_{i \leq n} \frac{\sum_{j=i}^n \delta_{[j]}}{n - i + 1} = \max_{x \leq Y_{(n)}} \frac{\sum_{j=1}^n \delta_j I(Y_j \geq x)}{\sum_{j=1}^n I(Y_j \geq x)}.$$

Thus  $\hat{F}_n$  is the maximum of the *tail-averages* of the concomitants,  $\delta_{[i]}$ ,  $1 \leq i \leq n$ . Hence consider the ratio empirical process

$$p_{1n}(x) := \frac{\sum_{j=1}^n \delta_j I(Y_j \geq x)}{\sum_{j=1}^n I(Y_j \geq x)} \rightarrow p_1(x) := (1 - p) \frac{\int_x^\infty F dG}{\int_x^\infty dG}$$

almost surely for each  $x \geq 0$  as  $n \rightarrow \infty$ . Moreover, note that

$$p_1(x) \uparrow (1 - p) \text{ as } x \uparrow \infty$$

and

$$p_{2n}(x) := \max_{y \leq x} p_{1n}(y) \rightarrow (1 - p) \max_{y \leq x} \frac{\int_y^\infty F dG}{\int_y^\infty dG} \uparrow (1 - p) \text{ as } x \uparrow \infty$$

These observations lead us to the following:

ESTIMATOR-1. Define

$$\hat{p}_{1n} = p_{1n}(x_n) = \frac{\sum_{j=1}^n \delta_j I(Y_j \geq x_n)}{\sum_{j=1}^n I(Y_j \geq x_n)},$$

i.e., tail-average at a suitable sequence  $x_n \uparrow \infty$  of ‘cut-off’ points.

Figure 1 gives a sample-plot of  $p_{1n}(i) \equiv p_{1n}(Y_{(i)}) = \sum_{j=i}^n \delta_{[j]}/(n - i + 1)$  against  $1 \leq i \leq n$ , for  $p = 0.3$ ,  $n = 100$ . It is seen that for  $i \approx 55$ ,  $p_{1n}(i) \approx 0.7 = (1 - p)$ . For comparison, a sample-plot for another sample with  $p = 0$  (i.e., *no cure*) is also given.

ESTIMATOR-2. Define

$$\hat{p}_{2n} = p_{2n}(x_n) = \max_{y \leq x_n} p_{1n}(y),$$

i.e., partial maximum of the tail-averages (rather than the global maximum  $\hat{F}_n$  which is inconsistent).

Figure 2 gives a sample-plot of  $p_{2n}(i) = \max_{k \leq i} \sum_{j=k}^n \delta_{[j]}/(n - i + 1)$  against  $1 \leq i \leq n$ , for the same sample as in Figure 1.  $p_{2n}(\cdot)$  looks more stable than  $p_{1n}(\cdot)$ , as is to be expected.

The choice of  $x_n$  for a given sample of size  $n$  is discussed in the next section.

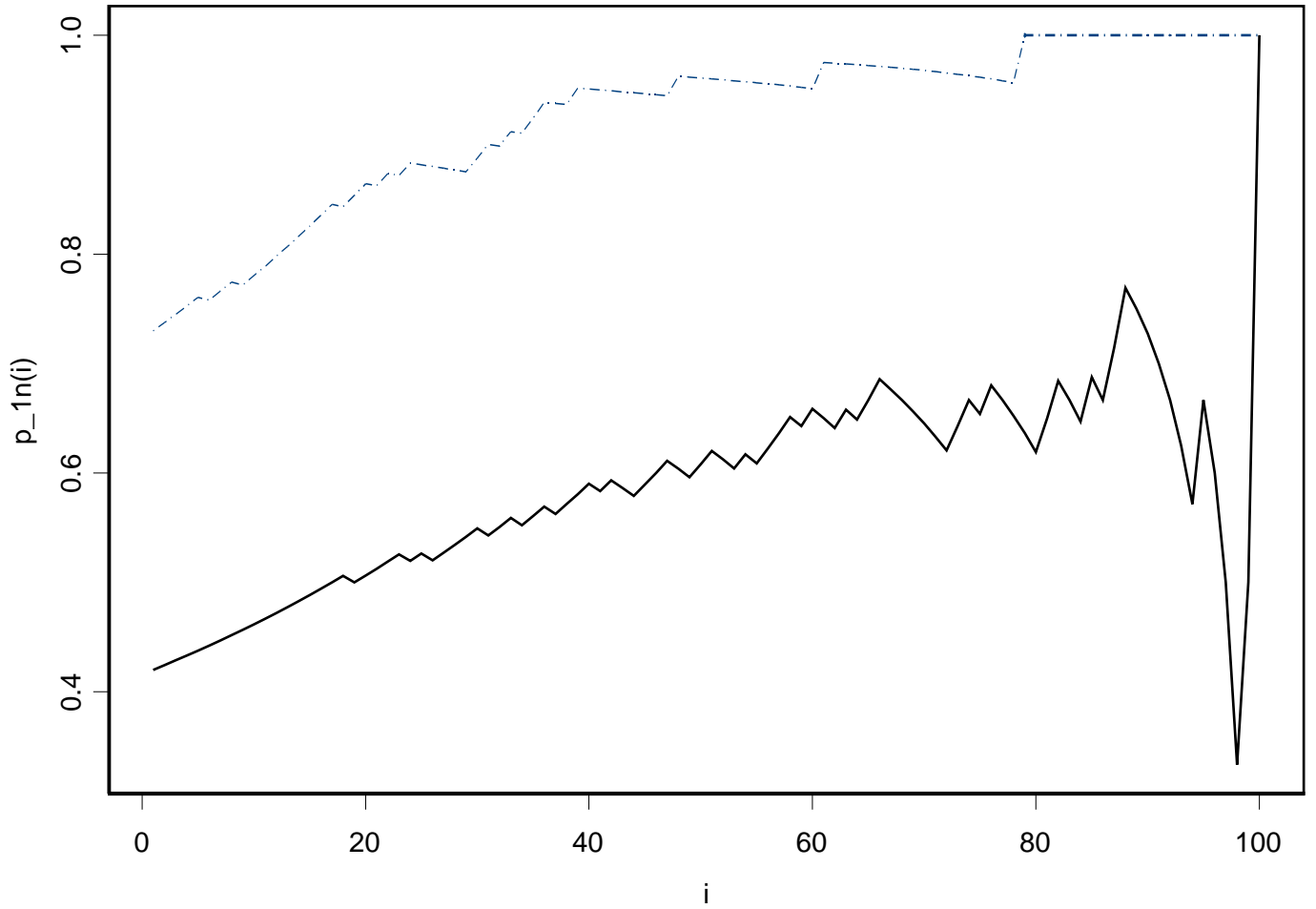


Figure 1: sample plot of  $p_{1n}(i)$  vs.  $i$ :  $F = \text{Exp}(2)$ ,  $G = \text{Exp}(1)$ ,  $n = 100$ , and  $p = 0.3$  (*solid* line),  $p = 0$  (*broken* line).

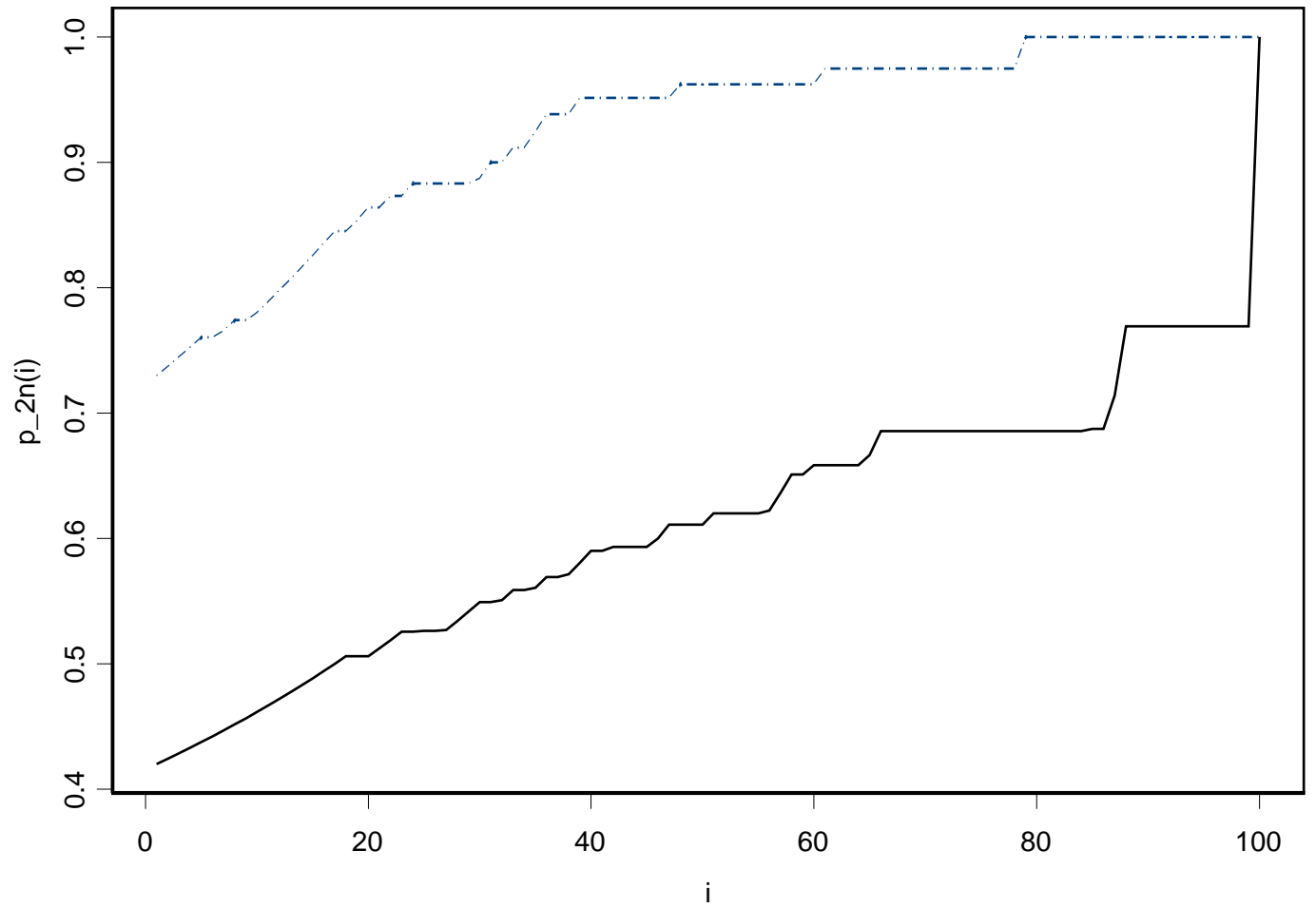


Figure 2: sample plot of  $p_{2n}(i)$  vs.  $i$ :  $F = \text{Exp}(2)$ ,  $G = \text{Exp}(1)$ ,  $n = 100$ , and  $p = 0.3$  (*solid* line),  $p = 0$  (*broken* line).

### 3. Choice of cut-off point

Consider

$$\begin{aligned}
& \hat{p}_{1n} - (1 - p) \\
&= (\hat{p}_{1n} - p_1(x_n)) + (p_1(x_n) - (1 - p)) \\
&= \frac{\sum_{j=1}^n [\delta_j I(Y_j \geq x_n) - (1 - p)(\int_{x_n}^{\infty} F dG/\bar{G}(x_n))I(Y_j \geq x_n)]}{n\bar{G}(x_n)} \frac{\bar{G}(x_n)}{n^{-1} \sum_{j=1}^n I(Y_j \geq x_n)} \\
&\quad - (1 - p) \int_{x_n}^{\infty} (1 - F) dG/\bar{G}(x_n) \\
&= A_n(x_n)C_n(x_n) - B_n(x_n), \text{ say,} \tag{4}
\end{aligned}$$

where  $\bar{G}(x) = \int_x^{\infty} dG = 1 - G(x)$ . Now

$$n\bar{G}(x_n)(\text{var } A_n(x_n)) = (1 - p) \int_{x_n}^{\infty} F dG/\bar{G}(x_n) - [(1 - p)(\int_{x_n}^{\infty} F dG/\bar{G}(x_n))]^2 \rightarrow p(1 - p) \tag{5}$$

as  $x_n \rightarrow \infty$ .

Further,  $C_n(x_n) = O_P(1)$  (see Shorack and Wellner (1986), p.415) and  $B_n(x_n) = o(1)$  as  $x_n \rightarrow \infty$ . Hence from Eq.(4),

$$\hat{p}_{1n} - (1 - p) = (\hat{p}_{1n} - p_1(x_n)) + (p_1(x_n) - (1 - p)) = O_P((n\bar{G}(x_n))^{-1/2}) + o(1),$$

as  $x_n \rightarrow \infty$ .

**Variance-bias trade-off.** Thus we have the following *trade-off*: as  $n \rightarrow \infty$ , we must have  $x_n \uparrow \infty$  (so that the bias  $-B_n(x_n) \rightarrow 0$  and also  $\bar{G}(x_n) \rightarrow 0$ ), but slowly enough so that  $n\bar{G}(x_n) \rightarrow \infty$  (i.e.,  $\text{var}(A_n(x_n)) \rightarrow 0$ ). A similar phenomenon occurs in the case of the Hill estimator of extremal index in extreme value theory (see Embrechts et al, 1997, p.341).

In view of Eq.(4)–(5), optimal order of  $x_n \uparrow \infty$  could be determined by minimizing, with respect to  $x$ , the function

$$M_n(x) = (p(1 - p)/n\bar{G}(x)) + (1 - p)^2 \left( \int_x^{\infty} (1 - F) dG/\bar{G}(x) \right)^2.$$

EXAMPLE 1. Let  $F, G$  be Exponential ( $\lambda$ ) and Exponential ( $\mu$ ) distributions, respectively, i.e.,  $\bar{F}(x) = 1 - F(x) = \exp(-\lambda x)$ ,  $\bar{G}(x) = 1 - G(x) = \exp(-\mu x)$ . Then we have

$$\begin{aligned}
& M_n(x) \\
&= (p(1 - p)/n\bar{G}(x)) + (1 - p)^2 \left( \int_x^{\infty} (1 - F) dG/\bar{G}(x) \right)^2 \\
&= n^{-1} p(1 - p) \exp(\mu x) + ((1 - p)\mu/(\lambda + \mu))^2 \exp(-2\lambda x),
\end{aligned}$$



and  $(d/dx)(M_n(x)) = 0$  gives

$$n^{-1}p(1-p)\mu \exp(\mu x) = ((1-p)\mu/(\lambda + \mu))^2 2\lambda \exp(-2\lambda x),$$

or

$$x_n = (\mu + 2\lambda)^{-1} \log(((1-p)\mu/2p\lambda(\lambda + \mu)^2)n).$$

Thus  $n\bar{G}(x_n) = c(p, \lambda, \mu)n^{2\lambda/(\mu+2\lambda)}$ , which shows that the optimal rate of convergence,  $(n\bar{G}(x_n))^{1/2} = O(n^{\lambda/(\mu+2\lambda)})$ , is much slower than  $\sqrt{n}$ .

**Cross-validation.** Eq.(4)–(5) also suggest that we could make a data-driven choice of  $x_n$ , say  $\hat{x}_n$ , as the minimizer of

$$\hat{M}_n(x) := \widehat{\text{var}}(A_n(x)) + \hat{B}_n^2(x)$$

with respect to  $x$ , where  $\widehat{\text{var}}(A_n(x))$  and  $\hat{B}_n(x)$  denote suitable estimators of  $\text{var}(A_n(x))$  and  $B_n(x)$ , respectively.

Now an obvious choice of  $\widehat{\text{var}}(A_n(x))$  is

$$\widehat{\text{var}}(A_n(x)) = \frac{p_{2n}(x)(1-p_{2n}(x))}{\sum_{j=1}^n I(Y_j \geq x)}, \quad (6)$$

where we have used  $p_{2n}(\cdot)$  in view of its stability, as is evident from Figure-2. The choice of  $\hat{B}_n(x)$ , however, is not clear in general. Let us therefore consider the special case of the *Koziol–Green* model of censoring:

ASSUMPTION A.1.  $1 - F(x) = (1 - G(x))^\alpha$  for some  $\alpha > 0$ .

Under A.1, we have

$$B_n(x) = -(1-p)(1-G(x))^\alpha/(\alpha+1) \quad (7)$$

$$E(1-\delta) = p + (1-p)/(\alpha+1)$$

$$\text{whence } (1-p)/(\alpha+1) = E(1-\delta) - p \quad (8)$$

$$\text{and } \alpha = E(\delta)/[E(1-\delta) - p]. \quad (9)$$

We then replace  $E(\delta)$  by  $\bar{\delta}_n := n^{-1} \sum_{i=1}^n \delta_i$  and  $(1-p)$  by

$$\bar{p}_{2n} := n^{-1} \sum_{i=1}^n p_{2n}(Y_i) = \int p_{2n}(x) dG_n(x), \quad (10)$$

where  $G_n(\cdot)$  is the empirical distribution function of  $Y_1, \dots, Y_n$ . This is motivated as follows: for  $y \geq 0$ ,

$$\frac{\int_y^\infty p_{2n}(x) dG_n(x)}{\bar{G}_n(y)} \approx (1-p) \frac{\int_y^\infty (\int_x^\infty F dG / \bar{G}(x)) dG(x)}{\bar{G}(y)} = (1-p)[1 - (\alpha + 1)^{-2}(1 - G(y))^\alpha],$$

which has bias of a smaller order than  $p_{2n}(y)$ ; to a first approximation, we let  $y = 0$  to get  $\bar{p}_{2n}$ .

Thus by Eq.(6)–(10), we arrive at the following *cross-validation* function:

$$\hat{M}_n^1(x) = \frac{p_{1n}(x)(1 - p_{1n}(x))}{\sum_{j=1}^n I(Y_j \geq x)} + (\bar{p}_{2n} - \bar{\delta}_n)^2 \left[ n^{-1} \sum_{j=1}^n I(Y_j \geq x) \right]^{2\hat{\alpha}}, \quad (11)$$

where  $\hat{\alpha} = \bar{\delta}_n / (\bar{p}_{2n} - \bar{\delta}_n)$ , which could be minimized with respect to  $x$  to obtain  $\hat{x}_n$ .

In general, motivated by Eq.(10) we could estimate the bias,  $B_n(x) = (1-p) \int_x^\infty F dG / \bar{G}(x) - (1-p)$ , by  $\hat{B}_n(x) := p_{2n}(x) - \bar{p}_{2n}$ . This leads to another cross-validation function

$$\hat{M}_n^2(x) = \frac{p_{1n}(x)(1 - p_{1n}(x))}{\sum_{j=1}^n I(Y_j \geq x)} + (p_{2n}(x) - \bar{p}_{2n})^2 \quad (12)$$

Figure 3 gives sample-plots of  $\hat{M}_n^l(i) \equiv \hat{M}_n^l(Y_{(i)})$ ,  $l = 1, 2$ . Both the curves exhibit clear convex shapes with unique minima. However,  $\hat{M}_n^1(\cdot)$  shows a spurious minimum at the upper extreme, which must be discarded. Further, the respective minimizers are seen to underestimate  $(1-p)$ , so there appears to be scope for improvement here.

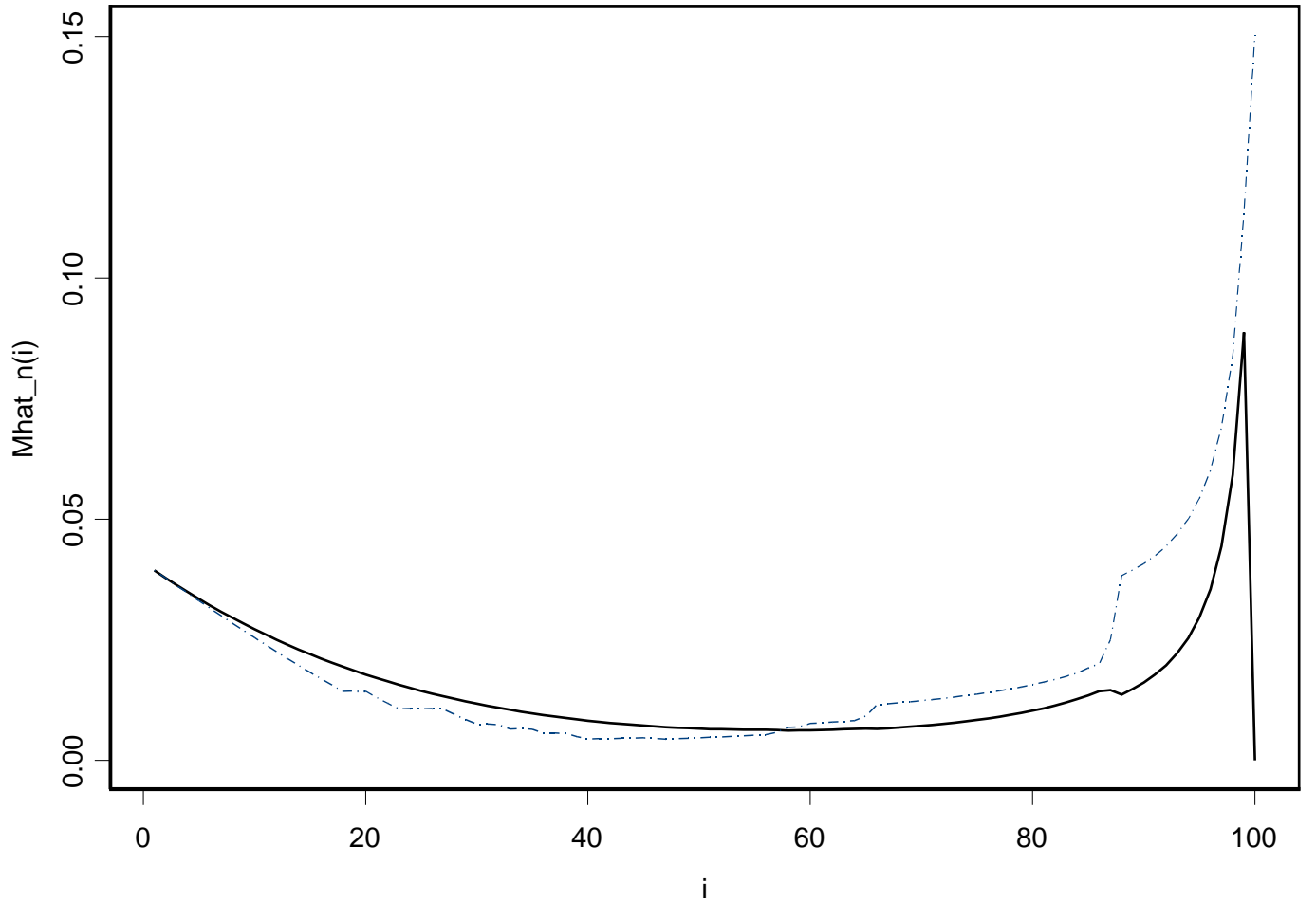


Figure 3: sample-plot of  $\hat{M}_n(i)$  vs.  $i$ :  $p = 0.3$ ,  $F = \text{Exp}(2)$ ,  $G = \text{Exp}(1)$ ,  $n = 100$ ,  $\hat{M}_n^1(\cdot)$  (solid line: minimizer  $i_1 = 58$ , ignoring  $i = 100$ ,  $p_{2n}(58) = 0.651$ ),  $\hat{M}_n^2(\cdot)$  (broken line: minimizer  $i_2 = 47$ ,  $p_{2n}(47) = 0.611$ )

#### 4. Limiting distributions.

Eq.(5) suggests that  $\hat{p}_{1n}$  would require a random norming, namely  $(\sum_{j=1}^n I(Y_j \geq x_n))^{1/2}$ , for asymptotic normality. We establish this, as well as the limiting distribution of  $\hat{p}_{2n}$ , using the asymptotic theory of sample extremes. To this end, assume

ASSUMPTION A.2.  $G(\cdot)$  belongs to the *maximum domain of attraction* of an extreme-value distribution  $G_e(\cdot)$ , i.e., there exist sequences of constants  $a_n > 0$ ,  $b_n$ ,  $n \geq 1$ , such that  $G^n(a_n x + b_n) \rightarrow G_e(x)$ , or equivalently  $n\bar{G}(a_n x + b_n) \rightarrow -\log(G_e(x))$ , as  $n \rightarrow \infty$ , for each  $x \in \mathbb{R}$ .

It is well-known that, under A.2,  $\sum_{j=1}^n I(Y_j \geq a_n x + b_n)$  converges weakly to a non-homogeneous Poisson process with mean-function  $\Lambda(x) = -\log G_e(x)$ . It turns out that  $\sum_{j=1}^n \delta_j I(Y_j \geq a_n x + b_n)$  converges to an (independently) *thinned* version of this process.

LEMMA 1. With  $\xrightarrow{d}$  denoting weak convergence in the space  $D(\mathbb{R})$  of right-continuous functions on  $\mathbb{R}$  with left-limits, we have, as  $n \rightarrow \infty$ ,

- (a)  $N_n(x) := \sum_{j=1}^n I(Y_j \geq a_n x + b_n) \xrightarrow{d} N(x) \equiv N([x, \infty))$ , a Poisson process with mean  $\Lambda(x) = -\log G_e(x)$ ;
- (b)  $(N_{1n}(x), N_{0n}(x)) \xrightarrow{d} (N_1(x), N_0(x))$ , where  $N_{1n}(x) := \sum_{j=1}^n \delta_j I(Y_j \geq a_n x + b_n)$ ,  $N_{0n}(x) := \sum_{j=1}^n (1 - \delta_j) I(Y_j \geq a_n x + b_n)$ , and  $N_1(x), N_0(x)$  are *independent* Poisson processes with mean-functions  $\mu_1(x) := (1 - p)\Lambda(x)$ ,  $\mu_0(x) := p\Lambda(x)$  respectively.
- (c) Further,  $N_1(x) \stackrel{d}{=} \sum_{j=1}^{N(x)} \eta_j$ , and  $N_0(x) \stackrel{d}{=} \sum_{j=1}^{N(x)} (1 - \eta_j)$ , where  $(\eta_1, \eta_2, \dots)$  are iid Bernoulli  $(1 - p)$ , independent of  $N(\cdot)$ , and  $N(\cdot)$  is the Poisson process defined in Part (a) above.

PROOF:

- (a) This is a classical result. For a proof see, for instance, Embrechts et al. (1997).
- (b) First, consider weak convergence of  $N_{1n}(x)$  alone. It is enough to verify convergence of the finite-dimensional distributions  $(N_{1n}(x_1), \dots, N_{1n}(x_k))$ ,  $k \geq 1$  (see, for instance, Karr (1991), Theorem 1.21, p.14). For the sake of convenience let us consider just two points,

$(x_1, x_2)$  with  $x_1 < x_2$ . Then with  $i = \sqrt{-1}$  and any real numbers  $t_1, t_2$ ,

$$\begin{aligned}
& E[\exp(it_1 N_{1n}(x_1) + it_2 N_{1n}(x_2))] \\
&= (E[\exp(\delta_1 \{it_1 I(Y_1 \geq a_n x_1 + b_n) + it_2 I(Y_1 \geq a_n x_2 + b_n)\})])^n \\
&= \left[ (p + (1-p) \int_0^\infty (1-F)dG + (1-p) \int_0^{a_n x_1 + b_n} FdG) + e^{it_1} (1-p) \int_{a_n x_1 + b_n}^{a_n x_2 + b_n} FdG \right. \\
&\quad \left. + e^{it_1 + it_2} (1-p) \int_{a_n x_2 + b_n}^\infty FdG \right]^n \\
&= \left[ 1 + n^{-1} n \bar{G}(a_n x_2 + b_n) \left\{ (1-p)(e^{it_1} - 1) \int_{a_n x_1 + b_n}^{a_n x_2 + b_n} FdG / \bar{G}(a_n x_2 + b_n) \right. \right. \\
&\quad \left. \left. + (1-p)(e^{it_1 + it_2} - 1) \int_{a_n x_2 + b_n}^\infty FdG / \bar{G}(a_n x_2 + b_n) \right\} \right]^n \\
&\rightarrow \exp \left( (1-p)\Lambda(x_2) \left\{ (e^{it_1} - 1)(\Lambda(x_1)\Lambda^{-1}(x_2) - 1) + (e^{it_1 + it_2} - 1) \right\} \right),
\end{aligned}$$

whence the result. Note that here we have used the fact that as  $n \rightarrow \infty$ ,  $(a_n x + b_n) \rightarrow \tau_G$ , so that  $\int_{a_n x + b_n}^\infty FdG / \bar{G}(a_n x + b_n) \rightarrow 1$ . The joint weak convergence of  $(N_{1n}(x), N_{0n}(x))$ , as well as their asymptotic independence, follow by exactly similar arguments.

(c) The representations of  $(N_1(x), N_0(x))$  are obvious.  $\square$

Next note that

$$p_{1n}(x_n) = \sum_{j=1}^n \delta_j I(Y_j \geq x_n) / \sum_{j=1}^n I(Y_j \geq x_n) = N_{1n}(x'_n) / N_n(x'_n), \quad (13)$$

where  $x'_n = (x_n - b_n) / a_n$ . Therefore, in addition to the weak convergence in Lemma 1, we need *strong approximation* by a Poisson process. This follows in a straightforward way from Einmahl (1997) and is stated below:

**THEOREM 2.** Under A.2, on some probability space one can construct the random variables  $(\delta_i, Y_i)$ ,  $i = 1, 2, \dots$ , and a sequence of Poisson processes  $N'_n = (N'_{1n}, N'_{0n})$  on  $\mathbb{R} \times \mathbb{R}$ , where for each  $n \geq 1$ ,  $N'_{1n}, N'_{0n}$  are *independent* with mean-functions  $\mu_1(x), \mu_0(x)$ , respectively, such that as  $n \rightarrow \infty$ ,

$$\begin{aligned}
\sup_{x: 0 < G_e(x) < 1} |N_{1n}(x) - N'_{1n}(x)| &\xrightarrow{P} 0, \\
\sup_{x: 0 < G_e(x) < 1} |N_{0n}(x) - N'_{0n}(x)| &\xrightarrow{P} 0.
\end{aligned}$$

**PROOF:** Follows by arguments similar to the proof of Corollary 2.6, p.37, of Einmahl (1997).  $\square$

We are now ready to state the limiting distributions of our estimators. In Theorem 3 below, by ‘lim’ we mean *limit in distribution*.

THEOREM 3. Under A.2, if  $n\bar{G}(x_n) \rightarrow \infty$  as  $n \rightarrow \infty$ , then

(a)  $\Lambda(x'_n) \rightarrow \infty$ , where  $x'_n = (x_n - b_n)/a_n$ ;

(b) let

$$Z_{1n} = \frac{(\sum_{j=1}^n I(Y_j \geq x_n))^{1/2}(p_{1n}(x_n) - (1-p))}{\sqrt{p(1-p)}};$$

then

$$\begin{aligned} & \lim_{n \rightarrow \infty} Z_{1n} \\ &= \lim_{n \rightarrow \infty} \sqrt{N(x'_n)} \left[ \frac{\sum_{j=1}^{N(x'_n)} \eta_j}{N(x'_n)} - (1-p) \right] / \sqrt{p(1-p)} = \text{Normal}(0, 1), \end{aligned}$$

where  $(\eta_1, \eta_2, \dots)$  are iid Bernoulli  $(1-p)$  as in Lemma 1, Part (c);

(c) let

$$Z_{2n} = \frac{(\sum_{j=1}^n I(Y_j \geq x_n))^{1/2}(p_{2n}(x_n) - (1-p))}{\sqrt{p(1-p)}};$$

then

$$\begin{aligned} & \lim_{n \rightarrow \infty} Z_{2n} \\ &= \lim_{n \rightarrow \infty} \sqrt{N(x'_n)} \sup_{x \leq x'_n} \left[ \frac{\sum_{j=1}^{N(x)} \eta_j}{N(x)} - (1-p) \right] / \sqrt{p(1-p)} = \text{half-Normal}(0, 1), \end{aligned}$$

where ‘half-Normal’  $(0, 1)$  is the distribution of  $|\text{Normal}(0, 1)|$ .

PROOF:

(a) Since extreme-value distributions are all continuous, the convergence  $|G^n(a_n x + b_n) - G_0(x)| \rightarrow 0$  is uniform in  $x$ . Now  $n\bar{G}(x_n) \rightarrow \infty \Rightarrow G^n(x_n) = G^n(a_n x'_n + b_n) \rightarrow 0$ , hence  $G_0(x'_n) \rightarrow 0$ . The result follows because  $\Lambda(x'_n) = -\log G_0(x'_n)$ .

(b) Note that

$$\begin{aligned} & \lim_{n \rightarrow \infty} \frac{(\sum_{j=1}^n I(Y_j \geq x_n))^{1/2}(p_{1n}(x_n) - (1-p))}{\sqrt{p(1-p)}} \\ &= \lim_{n \rightarrow \infty} (N_{1n}(x'_n) + N_{0n}(x'_n))^{1/2} \left[ \frac{N_{1n}(x'_n)}{N_{1n}(x'_n) + N_{0n}(x'_n)} - (1-p) \right] / \sqrt{p(1-p)} \\ &= \lim_{n \rightarrow \infty} (N'_{1n}(x'_n) + N'_{0n}(x'_n))^{1/2} \left[ \frac{N'_{1n}(x'_n)}{N'_{1n}(x'_n) + N'_{0n}(x'_n)} - (1-p) \right] / \sqrt{p(1-p)}, \end{aligned}$$

by Theorem 2. The result now follows using the representation in Lemma 1, Part (c), and the *random central limit theorem*, since  $(\eta_1, \eta_2, \dots)$  are iid Bernoulli  $(1 - p)$ , independent of  $N(\cdot)$ , and further, by Part (a) above,  $\Lambda(x'_n) \rightarrow \infty$ ,  $N(x'_n)/\Lambda(x'_n) \xrightarrow{P} 1$ , as  $n \rightarrow \infty$ .

(c) This result too follows as in Part (b) above, by noting that

$$\lim_{n \rightarrow \infty} \sqrt{N(x'_n)} \sup_{x \leq x'_n} \left[ \frac{\sum_{j=1}^{N(x)} \eta_j}{N(x)} - (1 - p) \right] / \sqrt{p(1 - p)} = \lim_{n \rightarrow \infty} \sqrt{n} \sup_{m \geq n} \left[ \frac{\sum_{j=1}^m \eta_j}{m} - (1 - p) \right] / \sqrt{p(1 - p)}.$$

Weak convergence of the sequence on right-hand-side to the half-Normal distribution is established in Robbins et al (1968) (see also Stute (1983) for a generalization to  $M$ -estimators).  $\square$

REMARK 1. Figures 4 and 5 give histograms of  $Z_{1n}$  and  $Z_{2n}$ , respectively, based on 5000 samples each. Either of  $Z_{1n}$  and  $Z_{2n}$  may easily be used to construct confidence intervals for  $(1 - p)$ . However, note that limiting variance of  $Z_{1n} = 1 > 1 - 2\pi^{-1} =$  limiting variance of  $Z_{2n}$ . Hence the latter may be a better choice. On the other hand, Figure-5 shows that the convergence of  $Z_{2n}$  to the half-Normal distribution is *not* very good.

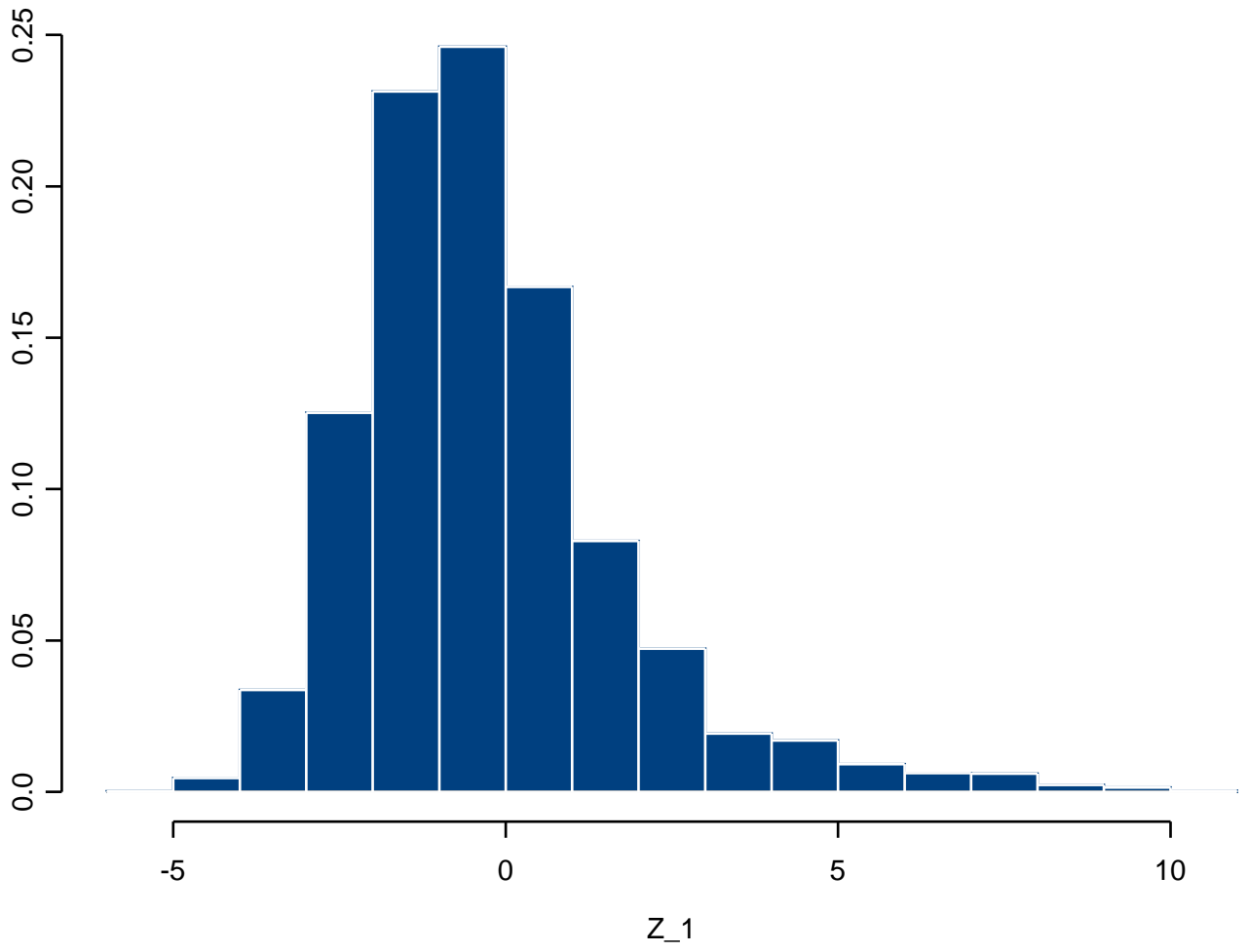


Figure 4: histogram of studentized  $Z_{1n}$ :  $p = 0.3$ ,  $F = \text{Exp}(2)$ ,  $G = \text{Exp}(1)$ ,  $n = 100$ , based on 5000 samples



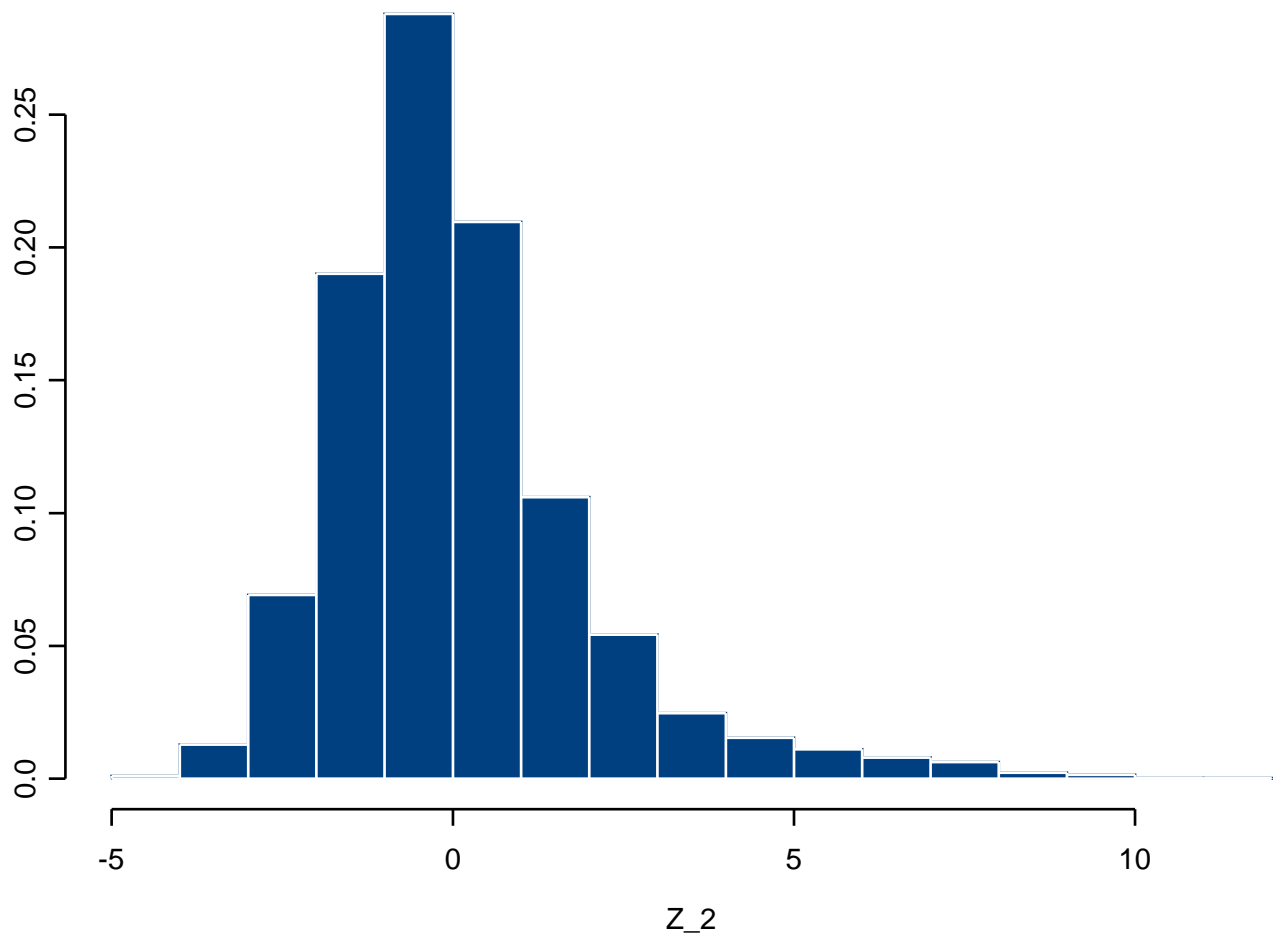


Figure 5: histogram of studentized  $Z_{2n}$ :  $p = 0.3$ ,  $F = \text{Exp}(2)$ ,  $G = \text{Exp}(1)$ ,  $n = 100$ , based on 5000 samples

*Acknowledgements:* This research was supported by a Discovery grant of NSERC, Canada, to A.Sen.

## REFERENCES

Berkson, J. & Gage, R.P. (1952). Survival curve for cancer patients following treatment. *J. Amer. Statist. Assoc.* **47**, 501-515.

- Betensky, R.A. & Schoenfeld, D.A. (2001). Nonparametric estimation in a cure model with random cure times. *Biometrics* **57**, 282–286.
- Embrechts, P., Klüppelberg, C. & Mikosch, T. (1997). *Modelling extremal events. For insurance and finance*. Springer-Verlag, Berlin.
- Groeneboom, P. & Wellner, J.A. (1992). *Information bounds and nonparametric maximum likelihood estimation*. Birkhäuser Verlag, Basel.
- Karr, A.F. (1991). *Point processes and their statistical inference*, 2nd ed. Marcel Dekker, New York.
- Lam, K. F. & Xue, H. (2005). A semiparametric regression cure model with current status data. *Biometrika* **92**, 573–586.
- Laska, E.M. & Meisner, M.J. (1992). Nonparametric estimation and testing in a cure rate model. *Biometrics* **48**, 1223–1234.
- Maller, R.A. & Zhou, X. (1996). *Survival analysis with long-term survivors*. Wiley, Chichester.
- Robbins, H., Siegmund, D. & Wendel, J. (1968). The limiting distribution of the last time  $s_n \geq n\varepsilon$ . *Proc. Nat. Acad. Sci.* **61**, 1228–1230.
- Shorack, G.R. & Wellner, J.A. (1986). *Empirical processes with applications to statistics*. Wiley, New York.
- Stute, W.(1983). Last passage times of  $M$ -estimators. *Scand. J. Statist.* **10**, 301–305.
- Tsodikov, A. D., Ibrahim, J. G. & Yakovlev, A. Y. (2003). Estimating cure rates from survival data: an alternative to two-component mixture models. *J. Amer. Statist. Assoc.* **98**, 1063–1078.
- Yin, G. & Ibrahim, J.G. (2005). Cure rate models: a unified approach. *Canad. J. Statist.* **33**, 559–570.
- Zhao, X. & Zhou, X. (2006). Proportional hazards models for survival data with long-term survivors. *Statist. Probab. Lett.* **76**, 1685–1693.