

Rigidity of Polyhedral Surfaces

Feng Luo

Abstract: We study rigidity of polyhedral surfaces and the moduli space of polyhedral surfaces using variational principles. Curvature like quantities for polyhedral surfaces are introduced. Many of them are shown to determine the polyhedral metric up to isometry. The action functionals in the variational approaches are derived from the cosine law and the Legendre transformation of them. These include energies used by Colin de Verdiere, Braegger, Rivin, Cohen-Kenyon-Propp, Leibon and Bobenko-Springborn for variational principles on triangulated surfaces. Our study is based on a set of identities satisfied by the derivative of the cosine law. These identities which exhibit similarity in all spaces of constant curvature are probably a discrete analogous of the Bianchi identity.

Contents

1. Introduction	1
2. The Derivative Cosine Law	9
3. Energy Functionals on the Moduli Spaces of Geometric Triangles	15
4. Convexity of Moduli Spaces of Geometric Triangles	23
5. Polyhedral Surfaces with or without Boundary	29
6. Rigidity and Local Rigidity of Polyhedral Surfaces	31
7. Parameterizations of the Teichmüller Space of a Surface with Boundary	38
8. Moduli Spaces of Polyhedral Surfaces, I, Circle Packing Metrics	43
9. Moduli Spaces of Polyhedral Surfaces, II, General Cases	46
10. Applications to Teichmüller Spaces and Some Open Problems	58
Appendix A. A Proof of the Uniqueness of the Energy Functions	63
Appendix B. The Derivative Cosine Law of Second Kind	66
Appendix C. Relationships to the Lobachevsky Function	69
Reference	70

§1. Introduction

We use variational principle to study geometry of polyhedral surfaces in this paper. Several rigidity results are established for polyhedral surfaces and hyperbolic metrics on surfaces with boundary. As one consequence, for each real number λ , we produce a natural parameterization ψ_λ and a cellular decomposition of the Teichmüller space of a surface with boundary. The coordinate ψ_0 was constructed in [Lu2]. The images of the Teichmüller space under these parameterizations are convex polytopes and can be explicitly described by our work (for $\lambda \geq 0$) and the work of Ren Guo [Gu1] (for $\lambda < 0$).

Our study is an attempt to understand the singularity formation in a variational approach to find constant curvature metrics on triangulated 3-manifold in [Lu3]. The work carried out in this paper and the work of [CV1], [Ri], [Le] and others show that singularity formation on various variational approaches on triangulated surfaces can be well understood.

1.1. Polyhedral surfaces their curvatures and the main results

A *Euclidean (or spherical or hyperbolic) polyhedral surface* is a triangulated surface with a metric, called a *polyhedral metric*, so that each triangle in the triangulation is isometric to a Euclidean (or spherical or hyperbolic) triangle. We emphasize that the triangulation is an intrinsic part of a polyhedral surface. For instance, the boundary of a generic convex polytope in the 3-dimensional space \mathbf{E}^3 , or \mathbf{S}^3 or \mathbf{H}^3 of constant curvature 0, 1, or -1 is a polyhedral surface. Two polyhedral surfaces are *triangulation preserving isometric* if there is an isometry between them preserving the triangulations. A stronger equivalence relation which will be used in this paper is the following. Two polyhedral metrics on the same triangulated surface are *equivalent (or triangulation fixing isometric)* if there is an isometry between them which preserves each simplex in the triangulation. Thus a Euclidean (or spherical or hyperbolic) polyhedral surface is determined up to equivalence by its *edge length function* $l : \{\text{all edges}\} \rightarrow \mathbf{R}_{>0}$ which assigns each edge its length. In the sequel, we identify the equivalence class of a polyhedral metric with its edge length function. The *discrete curvature* of a polyhedral surface is a function assigning each vertex 2π less the sum of the inner angles of triangles at the vertex.

One of the basic problems on polyhedral surfaces is to understand the relationship between the metric and its curvature. Since edge lengths and inner angles of triangles in a polyhedral metric determine the metric and its discrete curvature, we consider inner angles of triangles as the basic unit of measurement of curvature. Using inner angles, we introduce three families of curvature like quantities in this paper. The relationships between the polyhedral metrics and these curvature like quantities are the main focus of the study in this paper.

Suppose (S, T) is a closed triangulated surface so that T is the triangulation, E and V are the sets of all edges and vertices. Let \mathbf{E}^2 , \mathbf{S}^2 and \mathbf{H}^2 be the Euclidean, the spherical and the hyperbolic 2-dimensional geometries.

Definition. Given a K^2 polyhedral metric l on (S, T) where $K^2 = \mathbf{E}^2$, or \mathbf{S}^2 or \mathbf{H}^2 , the ϕ_λ *edge invariant* of the polyhedral metric l is the function $\phi_\lambda : E \rightarrow \mathbf{R}$ sending an edge e to:

$$(1.1) \quad \phi_\lambda(e) = \int_{\pi/2}^a \sin^\lambda(t) dt + \int_{\pi/2}^{a'} \sin^\lambda(t) dt$$

where a, a' are the inner angles facing the edge e . See figure 1.1(a).

The ψ_λ *edge invariant* of the metric l is the function $\psi_\lambda : E \rightarrow \mathbf{R}$ sending an edge e to

$$(1.2) \quad \psi_\lambda(e) = \int_0^{\frac{b+c-a}{2}} \cos^\lambda(t) dt + \int_0^{\frac{b'+c'-a'}{2}} \cos^\lambda(t) dt$$

where b, b', c, c' are inner angles adjacent to the edge e and a, a' are the angles facing the edge e . See figure 1.1(a).

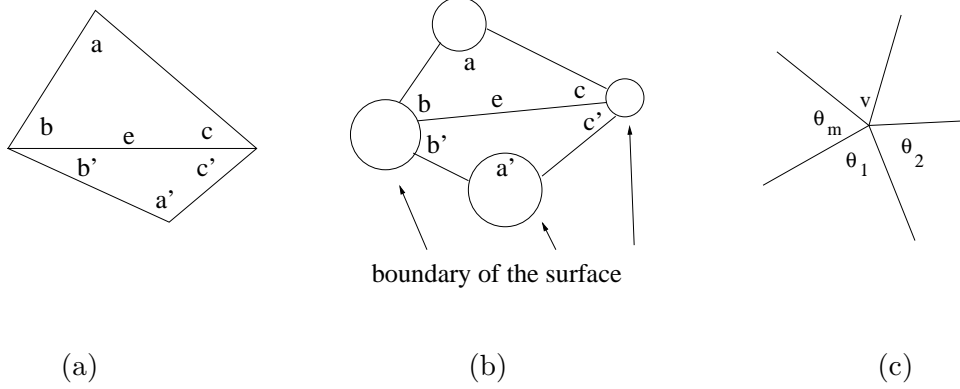


Figure 1.1

The λ -th discrete curvature k_λ of the polyhedral metric l on (S, T) is the function $k_\lambda : V \rightarrow \mathbf{R}$ sending a vertex v to

$$(1.3) \quad k_\lambda(v) = \sum_{i=1}^m \int_{\pi/2}^{\theta_i} \tan^\lambda(t/2) dt$$

where $\theta_1, \dots, \theta_m$ are all inner angles at vertex v . See figure 1.1(c).

We remark that ϕ_0 and ψ_0 edge invariants were first introduced by I. Rivin [Ri] and G. Leibon [Le] respectively. The 0-th discrete curvature k_0 differs from the discrete curvature k by a constant depending on the degree m of the vertex, i.e., $k_0(v) = -k(v) + (2 - m/2)\pi$. Also the choice of the lower limit $\pi/2$ in the integrals in (1.1), (1.3) is to make the integral well defined for all λ . For $\lambda > -1$, the better choice should be 0 instead of $\pi/2$.

There are several well known rigidity theorems of Andreev-Thurston [An], [Th], Rivin [Ri] and Leibon [Le] which relate the polyhedral metrics with various curvatures. To state them, let us recall some concepts. Suppose (S, T) is a triangulated closed surface. A *circle packing metric* on (S, T) is a polyhedral metric $l : E \rightarrow \mathbf{R}_{>0}$ so that there is a map, called the radius assignment, $r : V \rightarrow \mathbf{R}_{>0}$ with $l(vv') = r(v) + r(v')$ whenever the edge vv' has end points v and v' .

Theorem 1.1. (Thurston [Th], Rivin [Ri], Leibon [Le]) *Suppose (S, T) is a triangulated closed surface.*

(a) ([Th]). *A Euclidean circle packing metric on (S, T) is determined up to triangulation fixing isometry and scaling by the 0-th discrete curvature k_0 .*

(b) ([Th]). *A hyperbolic circle packing metric on (S, T) is determined up to triangulation fixing isometry by the 0-th discrete curvature k_0 .*

(c) ([Ri]). *A Euclidean polyhedral metric on (S, T) is determined up to triangulation fixing isometry and scaling by the ϕ_0 edge invariant.*

(d) ([Le]). *A hyperbolic polyhedral metric on (S, T) is determined up to triangulation fixing isometry by the ψ_0 edge invariant.*

One of the main results in the paper extends theorem 1.1 (a),(b),(d) to,

Theorem 1.2. *Let $\lambda \in \mathbf{R}$ and (S, T) be a closed triangulated surface.*

(a) *A Euclidean circle packing metric on (S, T) is determined up to triangulation fixing isometry and scaling by its k_λ -th discrete curvature.*

(b) A hyperbolic circle packing metric on (S, T) is determined up to triangulation fixing isometry by its k_λ -th discrete curvature.

(c) If $\lambda \leq -1$, a Euclidean polyhedral metric on (S, T) is determined up to triangulation fixing isometry and scaling by its ϕ_λ edge invariant.

(d) If $\lambda \leq -1$ or $\lambda \geq 0$, a spherical polyhedral metric on (S, T) is determined up to triangulation fixing isometry by its ϕ_λ edge invariant.

(e) If $\lambda \leq -1$ or $\lambda \geq 0$, a hyperbolic polyhedral surface is determined up to triangulation fixing isometry by its ψ_λ edge invariant.

For any $\lambda \in \mathbf{R}$, there are local rigidity theorems in cases (c), (d), (e) (see theorem 6.2). Whether these results hold for λ 's not listed in theorems 1.1 and 1.2 is not clear to us. It deserves a further study. To the best of our knowledge, theorem 1.2 for the simplest case of the boundary of a tetrahedron is new.

The counterpart of theorem 1.2(e) for hyperbolic metrics with totally geodesic boundary on an ideal triangulated compact surface is the following. Recall that an *ideal triangulated compact surface* with boundary (S, T) is obtained by removing a small open regular neighborhood of the vertices of a triangulation of a closed surface. The *edges* of an ideal triangulation T correspond bijectively to the edges of the triangulation of the closed surface. Given a hyperbolic metric l with geodesic boundary on an ideal triangulated surface (S, T) , there is a unique geometric ideal triangulation T^* isotopic to T so that all edges are geodesics orthogonal to the boundary. The edges in T^* decompose the surface into hyperbolic right-angled hexagons. The ψ_λ *edge invariant* of the hyperbolic metric l is defined to be the map $\Psi_\lambda : \{ \text{all edges in } T \} \rightarrow \mathbf{R}$ sending each edge e to

$$(1.4) \quad \psi_\lambda(e) = \int_0^{\frac{b+c-a}{2}} \cosh^\lambda(t) dt + \int_0^{\frac{b'+c'-a'}{2}} \cosh^\lambda(t) dt$$

where a, a' are lengths of arcs in the boundary (in the ideal triangulation T^*) facing the edge and b, b', c, c' , are the lengths of arcs in the boundary adjacent to the edge so that a, b, c lie in a hexagon. See figure 1.1(b).

Theorem 1.3. *A hyperbolic metric with totally geodesic boundary on an ideal triangulated compact surface is determined up to triangulation fixing isometry by its ψ_λ -edge invariant. Furthermore, if $\lambda \geq 0$, then the set of all ψ_λ -edge invariants on a fixed ideal triangulated surface is an explicit open convex polytope P_λ in a Euclidean space so that $P_\lambda = P_0$.*

The case when $\lambda < 0$ has been recently established by Ren Guo [Gu1]. He proved that,

Theorem 1.4. (Guo) *Under the same assumption as in theorem 1.3, if $\lambda < 0$, the set of all ψ_λ -edge invariants on a fixed ideal triangulated surface is an explicit bounded open convex polytope P_λ in a Euclidean space. Furthermore, if $\lambda < \mu$, then $P_\lambda \subset P_\mu$.*

Theorem 1.3 was proved for $\lambda = 0$ in [Lu2] where the open convex polytope P_0 was explicitly described. Evidently for each $\lambda \in \mathbf{R}$, the edge invariant ψ_λ can be taken as a coordinate of the Teichmüller space of the surface. The interesting part of the theorem 1.3 is that the images of the

Teichmüller space in these coordinates (for $\lambda \geq 0$) are all the same. Whether these coordinates are related to quantum Teichmüller theory is an interesting topic. See [CF],[Ka],[BL], [Te] for more information. Combining theorem 1.3 with the work of Ushijima [Us] and Kojima [Ko], one obtains for each $\lambda \geq 0$ a cell decomposition of the Teichmüller space invariant under the action of the mapping class group. See corollary 10.6.

Similar results for the moduli spaces of all ϕ_λ or ψ_λ edge invariants, or k_λ discrete curvatures on a triangulated surfaces are also obtained in this paper. In Thurston's notes [Th], he showed that the spaces of all 0-th discrete curvatures of Euclidean or hyperbolic circle packing metrics on a triangulated surface are convex polytopes. One of the results in this paper states,

Theorem 8.1. *Suppose $\lambda \leq -1$ and (S, T) is a closed triangulated surface so that E is the set of all edges. Then,*

(a) *The space of all k_λ -discrete curvatures of Euclidean circle packing metrics on (S, T) forms a proper codimension-1 smooth submanifold in \mathbf{R}^E .*

(b) *The space of all k_λ -discrete curvatures of hyperbolic circle packing metrics on (S, T) is an open submanifold in \mathbf{R}^E bounded by the proper codimension-1 submanifold in part (a).*

Theorems 9.1 and theorem 9.8 give descriptions of the moduli spaces of ϕ_λ and ψ_λ edge invariants for $\lambda \leq -1$ for the Euclidean, hyperbolic and spherical polyhedral surfaces.

1.3. *The method of proofs and the related works*

The proofs of above theorems use variational principles. The use of variational principle on triangulated surfaces in recent time appeared in the seminal work of Colin de Verdiere [CV1] in 1991. We are highly influenced by the works of [CV1], [Th], [Ri], [MaR] and [Le]. Beside the work of [CV1] and [Ri], variational principles on triangulated surfaces have also appeared in Braegger [Br], Leibon [Le], Cohen-Kenyon-Propp [CKP], Bobenko-Springborn [BS], Springborn [Sp], Schlenkar [Sh], [Lu1], [Lu2] and others. The energy functions used in [CV1], [Ri], [Br], [Le], [CKP] are related to the 3-dimensional volume or its Legendre transform. Even in the work of [CV1], Colin de Verdiere's energy was motivated by the 3-dimensional Schlaefli volume formula [CV2]. Very recently in 2004, motivated by the discrete 2-dimensional integrable system, Bobenko and Springborn [BS] discovered a new collection of energies for triangulated surfaces.

We observe that all energy functions used by Colin de Verdiere, Braegger, Rivin, Cohen-Kenyon-Propp, Leibon, Bobenko-Springborn and Cohen-Kenyon-Propp can be constructed using the cosine law and the Legendre transformation. Furthermore, we show that these known energy functions are special cases of continuous families of energy functions derived from the cosine law. We also show that these families are the complete lists of all localized energies one could construct. All rigidity results of the paper are consequences of those convex or concave energy functions.

1.4. *The derivative cosine law*

Our study is motivated by discretization of 2-dimensional Riemannian geometry. In the discrete setting, the smooth metric is replaced by the polyhedral metric and the Gaussian curvature is replaced by the discrete curvature. From this point of view, the relationship between a polyhedral metric and its curvature is essentially the cosine law for triangles. Thus, the *cosine law should be considered as a metric-curvature relation*. Just like in Riemannian geometry, it is natural to study

the infinitesimal dependence of curvature (inner angles) on the metric (edge lengths). The result is a collection of identities which we call the *derivative cosine law*. Among the most interesting ones are the following. Suppose a triangle in \mathbf{S}^2 or \mathbf{E}^2 or \mathbf{H}^2 , has inner angles $\theta_1, \theta_2, \theta_3$ and opposite edge lengths l_1, l_2, l_3 . Then for i, j, k pairwise distinct indices, the following identities (obtained in [CL]) hold in all geometries $\mathbf{S}^2, \mathbf{E}^2$ or \mathbf{H}^2 ,

$$(1.5) \quad \frac{\partial \theta_i / \partial l_j}{\partial \theta_j / \partial l_i} = \frac{\sin \theta_i}{\sin \theta_j} \quad \text{and} \quad \frac{\partial \theta_i / \partial l_j}{\partial \theta_i / \partial l_i} = -\cos \theta_k.$$

1.5. Two examples

We would like to illustrate the use of these identities by two examples. These examples also show the main techniques and methods used in the paper. In the first example, given a Euclidean triangle of edge lengths l_1, l_2, l_3 and opposite angles $\theta_1, \theta_2, \theta_3$, the cosine law relating them states,

$$\cos \theta_i = \frac{l_j^2 + l_k^2 - l_i^2}{2l_j l_k},$$

where $i \neq j \neq k \neq i$. Consider $\theta_i = \theta_i(l_1, l_2, l_3)$ as a smooth function of $l = (l_1, l_2, l_3)$. Then identity (1.5) shows that the differential 1-form,

$$\omega = \sum_{i=1}^3 \ln \tan(\theta_i/2) dl_i$$

is closed. This closed smooth 1-form is defined on the space of all Euclidean triangles (parameterized by the edge lengths) $\mathbf{E}^2(l, 3) = \{(l_1, l_2, l_3) | l_i + l_j > l_k\}$. Since the space $\mathbf{E}^2(l, 3)$ is convex, the integration $F(l) = \int_{(1,1,1)}^l \omega$ defines a smooth function on the $\mathbf{E}^2(l, 3)$. By definition, this function F satisfies

$$(1.6) \quad \frac{\partial F}{\partial l_i} = \ln \tan(\theta_i/2).$$

Its Hessian matrix $[\frac{\partial^2 F}{\partial l_r \partial l_s}]_{3 \times 3} = [\frac{1}{\sin \theta_r} \frac{\partial \theta_r}{\partial l_s}]_{3 \times 3}$ can be shown to be congruent to the Gram matrix of the triangle. Thus the Hessian matrix is semi-positive definite. It follows that the function F is convex on $\mathbf{E}^2(l, 3)$. Property (1.6) says the variation at the i -th edge length (i.e., the metric) of the function F depends only on the opposite angle θ_i (i.e., the curvature). Due to (1.6), we call $F(l_1, l_2, l_3)$ the F -energy of the triangle (l_1, l_2, l_3) . A function with property (1.6) is very useful for variational framework on polyhedral surfaces. Let a Euclidean polyhedral surface (S, T, l) be given so that E is the set of all edges and $l : E \rightarrow \mathbf{R}$ is the edge length function. Define an “energy” $W(l)$ of the metric l to be the sum of the F -energies of its triangles, i.e., $W(l) = \sum_{\{a,b,c\} \in T^{(2)}} F(l_a, l_b, l_c)$. Then the function $W(l)$ is convex in l since it is the summation of convex functions. Furthermore, by property (1.6), we have

$$(1.7) \quad \frac{\partial W(l)}{\partial l_i} = \ln(\tan(a/2)) + \ln(\tan(a'/2))$$

where a and a' are the two inner angles facing the i -th edge e_i . Identities (1.1) and (1.7) show that the gradient of the convex function W is

$$\nabla W = (\phi_{-1}(e_1), \dots, \phi_{-1}(e_{|E|})).$$

On the other hand, it is well known that, if $U : \Omega \rightarrow \mathbf{R}$ is a smooth strictly convex function defined on an open convex set Ω in \mathbf{R}^n , then the gradient map $\nabla U : \Omega \rightarrow \mathbf{R}^n$ is a smooth embedding. The function W is not strictly convex. With a little extra work, we prove that the gradient ∇W determines the metric l up to scaling. This is theorem 1.2(c) for $\lambda = -1$. Indeed, theorem 1.2(c) is proved in exactly the same way by using a special collection of closed 1-forms on the space of all Euclidean triangles.

The next example is the seminal work of Colin de Verdiere [CV1] in 1991 who produced an energy function for circle packing metrics on surfaces. For simplicity, we deal with the case of hyperbolic metrics. Similar energies for the spherical and Euclidean triangles were also introduced in [CV1]. Given a hyperbolic triangle of edge lengths $l_i = r_j + r_k$ and inner angles θ_i so that θ_i is facing the l_i -th edge, Colin de Verdiere proved that the differential 1-form $\eta_0 = \sum_{i=1}^3 \frac{\theta_i}{\sinh(r_i)} dr_i = \sum_{i=1}^3 \theta_i du_i$ is closed on the space of hyperbolic triangles $\{(r_1, r_2, r_3) \in \mathbf{R}_{>0}^3\}$ where $u_i = \int_{\infty}^{r_i} \frac{1}{\sinh(t)} dt$. Furthermore, its integration $F(u_1, u_2, u_3) = \int^u \eta_0$ is a strictly concave function in $(u_1, u_2, u_3) \in \{(u_1, u_2, u_3) \in \mathbf{R}^3 | u_i < 0\}$. By the construction, one has $\frac{\partial F}{\partial u_i} = \theta_i$, i.e., the variation of the energy at the i -th radius depends only on the inner angle at the i -th vertex. Using the strictly convexity, Colin de Verdiere gave a new proof of theorem 1.1(a) and 1.1(b). He also proved Thurston's existence of circle packing theorem (in the tangential case) using the variational principle associated to the energy $\int^u \eta_0$.

To summarize, in the variational approach on a triangulated surface (S, T) , for each polyhedral metric on (S, T) , we define the “energy” of the polyhedral metric to be the sum of the “energies” of its (metric) triangles. Thus the key step is to find all possible “energy” functions of the triangles. Depending on geometric problems, a natural condition that one imposes on the energy $F(l_1, l_2, l_3)$ of a triangle with edge lengths $l = (l_1, l_2, l_3)$ is that $\frac{\partial F(l)}{\partial g(l_i)} = f(\theta_i)$ for some non-constant functions f, g for all indices i . Namely, the variation of the energy with respect to a scaled metric $(g(l_1), g(l_2), g(l_3))$ is a function of the curvature (i.e., (1.6)). This problem is equivalent to find all closed 1-forms of the form $w = \sum_{i=1}^3 f(\theta_i) dg(l_i)$ in the space of all geometric triangles (F is then the integration of the 1-form w). This and the related problem for circle packing radii parameterization are solved in the paper.

1.6. The main technical result

The most general form of the cosine law can be stated as follows. Suppose a function $y = y(x)$ where $y = (y_1, y_2, y_3) \in \mathbf{C}^3$ and $x = (x_1, x_2, x_3)$ is in some open connected set in \mathbf{C}^3 so that x_i 's and y_i 's are related by

$$(1.8) \quad \cos(y_i) = \frac{\cos x_i + \cos x_j \cos x_k}{\sin(x_j) \sin(x_k)}$$

where $\{i, j, k\} = \{1, 2, 3\}$. We say $y = y(x)$ is the *cosine law function*. Let $r_i = \frac{1}{2}(x_j + x_k - x_i)$. Then $r = (r_1, r_2, r_3)$ is a new parametrization so that $x_i = r_j + r_k$.

Theorem 1.5. *For the cosine law function $y = y(x)$, all closed 1-forms of the form $w = \sum_{i=1}^3 f(y_i)dg(x_i)$ where f, g are two non-constant smooth functions, are up to scaling and complex conjugation,*

$$\omega_\lambda = \sum_{i=1}^3 \int^{y_i} \sin^\lambda(t) dt d\left(\int^{x_i} \sin^{-\lambda-1}(t) dt\right) = \sum_{i=1}^3 \frac{\int^{y_i} \sin^\lambda(t) dt}{\sin^{\lambda+1}(x_i)} dx_i$$

for some $\lambda \in \mathbf{C}$. In particular, all closed 1-forms are holomorphic or anti-holomorphic.

All closed 1-forms of the form $\sum_{i=1}^3 f(y_i)dg(r_i)$ where f, g are two non-constant smooth functions, are up to scaling and complex conjugation,

$$\eta_\lambda = \sum_{i=1}^3 \int^{y_i} \tan^\lambda(t/2) dt d\left(\int^{r_i} \cos^{-\lambda-1}(t) dt\right) = \sum_{i=1}^3 \frac{\int^{y_i} \tan^\lambda(t/2) dt}{\cos^{\lambda+1}(r_i)} dr_i$$

for some $\lambda \in \mathbf{C}$. In particular, all closed 1-forms are holomorphic or anti-holomorphic.

By specializing theorem 1.5 to various cases of \mathbf{S}^2 , \mathbf{E}^2 and \mathbf{H}^2 and integrating the 1-forms, we obtain various energy functionals for variational framework on triangulated surfaces. See theorems 3.2 and 3.4. We have also identified all those convex or concave energies constructed in this way. Finally we remark that the most interesting closed 1-forms may have already been discovered by various authors. For instance, η_0 was discovered by Colin de Verdiere [CV1] for \mathbf{S}^2 , \mathbf{E}^2 and \mathbf{H}^2 triangles, η_{-1} for hyperbolic triangle was in Leibon's work [Le] and η_{-1} for hyperbolic right-angled hexagon was in [Lu2], and ω_{-1} for spherical triangle was discovered in [Lu1]. For Euclidean triangles, the form $\omega_0 = \sum_{i=1}^3 \frac{\theta_i}{l_i} dl_i$ was discovered by Cohen, Kenyon and Propp [CKP], and its Legendre transformation $\sum_{i=1}^3 \ln l_i d\theta_i$ was in the work of Rivin [Ri]. The 1-parameter family of closed 1-forms containing the 1-form in Bobenko-Springborn's work is in corollary B2 in the appendix B.

1.7. Surfaces with boundary

The results obtained in this paper can be generalized without difficulty to compact triangulated surfaces with boundary. Given a compact triangulated surface (S, T) with boundary, by doubling across its boundary, we obtain a closed triangulated surface. The notions of k_λ , ϕ_λ and ψ_λ invariants can now be defined for polyhedral metrics on (S, T) by using the corresponding concepts on the closed surface. For simplicity, we will not state the results for triangulated surfaces with boundary.

1.8. The organization of the paper

The paper is organized as follows. In section 2, we list some of the properties of the derivatives of the cosine law and prove theorem 1.5. In section 3, we deduce various consequences of theorem 1.5 in the geometric content. In section 4, we study the convexity of the space of all geometric triangles in various parameters arising from the energy functions. In §5, we set up the framework for variational problems on triangulated surfaces. §6 is devoted to prove theorem 1.2. §7 is devoted to prove theorem 1.3 and studies the shapes of the Teichmüller space in the coordinates. In §8, we study the space of all λ -th discrete curvatures of circle packing metrics. The spaces of all ϕ_λ and ψ_λ

edge invariants are investigated in §9. In §10, we discuss applications to the Teichmüller space and some open problems. In the appendices, we give a proof of the uniqueness of the energy functions, derive the derivative cosine law of the second kind, and recall some of the known relationships of some energy functions with the Lobachevsky functions.

1.9. We would like to thank David Gu and Ren Guo for discussions related to the topics in the paper. Part of the work was carried out when we participated the Oberwolfach workshop on discrete differential geometry. We would like to thank the organizers, A. Bobenko, R. Kenyon, and J. Sullivan for the invitation. The work is supported in part by the NSF.

§2. The Derivative Cosine Law

A smooth function defined in an open set in \mathbf{R}^n is called locally convex (or locally strictly convex) if its Hessian matrix is semi-positive definite (or positive definite) at all points. Let $\{i, j, k\} = \{1, 2, 3\}$ in this section.

2.1. The derivative cosine law.

Given a triangle in \mathbf{H}^2 , \mathbf{E}^2 or \mathbf{S}^2 of inner angles $\theta_1, \theta_2, \theta_3$ and edge lengths l_1, l_2, l_3 so that θ_i is facing the l_i -th edge, the cosine law expressing length l_i in terms of the angles θ_r 's is,

$$(2.1) \quad \cos(\sqrt{\lambda}l_i) = \frac{\cos \theta_i + \cos \theta_j \cos \theta_k}{\sin \theta_j \sin \theta_k}$$

where $\lambda = 1, -1, 0$ is the curvature of the space \mathbf{S}^2 , or \mathbf{H}^2 or \mathbf{E}^2 . Another related cosine law is

$$(2.2) \quad \cosh(l_i) = \frac{\cosh \theta_i + \cosh \theta_j \cosh \theta_k}{\sinh \theta_j \sinh \theta_k}$$

for right-angle hyperbolic hexagon with three non-adjacent edge lengths l_1, l_2, l_3 and their opposite edge lengths $\theta_1, \theta_2, \theta_3$.

Identities (2.1) and (2.2) show that the cosine laws are specialization of the cosine law function $y = y(x)$ given in (1.8). The following is a simple derivative calculation. See [Lu3] for a proof.

Theorem 2.1. *Suppose the cosine law function $y = y(x)$ is defined on an open connected set in \mathbf{C}^3 which contains a point (a, a, a) so that $y(a, a, a) = (b, b, b)$. Let $A_{ijk} = \sin y_i \sin x_j \sin x_k$ where $\{i, j, k\} = \{1, 2, 3\}$. Then*

$$(2.3) \quad A_{ijk} = A_{jki}.$$

$$(2.4) \quad A_{ijk}^2 = 1 - \cos^2 x_i - \cos^2 x_j - \cos^2 x_k - 2 \cos x_i \cos x_j \cos x_k.$$

At a point x where $A_{ijk} \neq 0$, then,

$$(2.5) \quad \frac{\partial y_i}{\partial x_i} = \frac{\sin x_i}{A_{ijk}},$$

$$(2.6) \quad \frac{\partial y_i}{\partial x_j} = \frac{\partial y_i}{\partial x_i} \cos y_k,$$

$$(2.7) \quad \cos(x_i) = \frac{\cos y_i - \cos y_j \cos y_k}{\sin y_j \sin y_k}.$$

2.2. Remarks

1. Formula (2.3) shows that $\frac{\sin y_i}{\sin x_i}$ is independent of the index i . We call it the *sine law*.
2. Identity (2.7) can be written in the symmetric form as,

$$(2.8) \quad \cos(\pi - x_i) = \frac{\cos(\pi - y_i) + \cos(\pi - y_j) \cos(\pi - y_k)}{\sin(\pi - y_j) \sin(\pi - y_k)}.$$

This is the reflection of the duality of the spherical triangles. Namely, the dual triangle of a spherical triangle has edge lengths $\pi - \theta_i$ and inner angles $\pi - l_i$. In particular by (2.6) applied to (2.8), we obtain

$$(2.9) \quad \frac{\partial x_i}{\partial y_j} = -\frac{\partial x_i}{\partial y_i} \cos x_k.$$

3. Identity (1.5) follows from (2.6) and (2.9).

4. If we consider (y_i, x_j, x_k) as a function of (y_j, y_k, x_i) in the cosine law, there are similar derivative identities which we call the derivative cosine laws of second kind. See appendix B. The energy functions of Bobenko-Springborn can be derived from them.

2.3. The tangent law and the radius parametrization

In many geometric considerations, we encounter situations (for instance circle packing or Delaunay triangulations) where the natural parametrization of the triangle whose i -th edge length (or angle) x_i is given by $r_j + r_k$, i.e., one uses (r_1, r_2, r_3) to parameterize (x_1, x_2, x_3) where $r_i = \frac{1}{2}(x_j + x_k - x_i)$. If x_i 's are the edge lengths, then r_i 's are the radii of the pairwise tangent circles whose centers are the vertices of the triangle. If x_i 's are the inner angles, then r_i is $\pi/2$ less the angle between the i -th edge and the circumcircle.

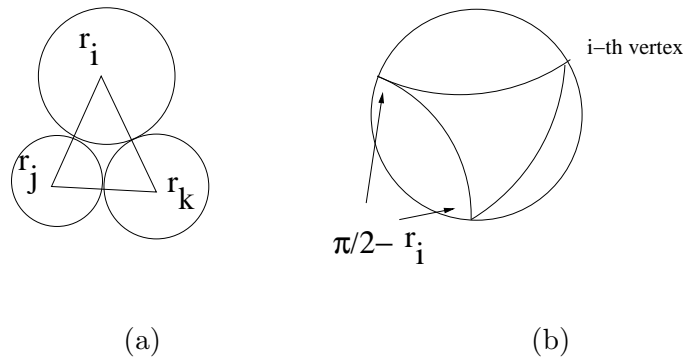


Figure 2.1

Lemma 2.2. For the cosine law function $y = y(x)$, write $x_i = r_j + r_k$, or $r_i = \frac{1}{2}(x_j + x_k - x_i)$, then the following expression is independent of the indices,

$$(2.10) \quad \frac{\tan^2(y_i/2)}{\cos^2(r_i)} = -\frac{\cos(r_1 + r_2 + r_3)}{\cos(r_1) \cos(r_2) \cos(r_3)}.$$

Furthermore, there is a quantity $A = \sin(y_i) \sin(x_j) \sin(x_k)$ independent of indices so that

$$(2.11) \quad \frac{1}{\cos(r_i)} \frac{\partial y_i}{\partial r_j} = \frac{2 \cos(r_k)}{A \sin(x_k)}$$

and

$$\frac{\partial y_i}{\partial r_i} = \frac{2 \sin(x_j + x_k) \cos(r_j) \cos(r_k)}{A \sin(x_j) \sin(x_k)}$$

In particular,

$$(2.12) \quad \frac{\partial y_i / \partial r_j}{\partial y_j / \partial r_i} = \frac{\cos(r_i)}{\cos(r_j)} = \frac{\tan(y_i/2)}{\tan(y_j/2)}.$$

The identity (2.10) will be used many times in the paper and will be called the *tangent law*. In the case of a Euclidean triangle of edge lengths $r_i + r_j$ and opposite angle θ_k , identity (2.10) degenerates to state that $r_i \tan(\theta_i/2)$ is independent of the indices i (in fact, the common value is the radius of the inscribed circle).

Proof. To see (2.10), let us calculate $\tan^2(y_i/2)$. It is

$$\begin{aligned} \tan^2(y_i/2) &= \frac{1 - \cos(y_i)}{1 + \cos(y_i)} \\ &= \frac{\sin(x_j) \sin(x_k) - \cos(x_i) - \cos(x_j) \cos(x_k)}{\sin(x_j) \sin(x_k) + \cos(x_i) + \cos(x_j) \cos(x_k)} \\ &= -\frac{\cos(x_i) + \cos(x_j + x_k)}{\cos(x_i) + \cos(x_j - x_k)} \\ &= -\frac{\cos(r_i) \cos(r_1 + r_2 + r_3)}{\cos(r_j) \cos(r_k)} \\ &= -\frac{\cos^2(r_i) \cos(r_1 + r_2 + r_3)}{\cos(r_1) \cos(r_2) \cos(r_3)}. \end{aligned}$$

Thus (2.10) follows.

Next, let us calculate $\frac{\partial y_i}{\partial r_j}$ for $i \neq j$. Note that due to $x_i = r_j + r_k$, we have $\frac{\partial}{\partial r_j} = \frac{\partial}{\partial x_i} + \frac{\partial}{\partial x_k}$. Thus

$$\begin{aligned} \frac{\partial y_i}{\partial r_j} &= \frac{\partial y_i}{\partial x_i} + \frac{\partial y_i}{\partial x_k} \\ &= \frac{\partial y_i}{\partial x_i} (1 + \cos(y_j)) \\ &= \frac{\sin(x_i) \cos(x_j) + \cos(x_i - x_k)}{A \sin(x_i) \sin(x_k)} \\ &= \frac{2 \cos(r_i) \cos(r_k)}{A \sin(x_k)}. \end{aligned}$$

This establishes (2.11).

To see $\frac{\partial y_i}{\partial r_i}$, we have

$$\begin{aligned}
\frac{\partial y_i}{\partial r_i} &= \frac{\partial y_i}{\partial x_j} + \frac{\partial y_i}{\partial x_k} \\
&= \frac{\partial y_i}{\partial x_i} (\cos(y_k) + \cos(y_j)) \\
&= \frac{\sin(x_i)}{A} \left(\frac{\cos(x_k) + \cos(x_i) \cos(x_j)}{\sin(x_i) \sin(x_j)} + \frac{\cos(x_j) + \cos(x_i) \cos(x_k)}{\sin(x_i) \sin(x_k)} \right) \\
&= \frac{\sin(x_j) \cos(x_j) + \sin(x_k) \cos(x_k) + \cos(x_i) (\cos(x_j) \sin(x_k) + \cos(x_k) \sin(x_j))}{A \sin(x_j) \sin(x_k)} \\
&= \frac{\sin(x_j + x_k) \cos(x_j - x_k) + \cos(x_i) \sin(x_j + x_k)}{A \sin(x_j) \sin(x_k)} \\
&= \frac{2 \sin(x_j + x_k) \cos(r_j) \cos(r_k)}{A \sin(x_j) \sin(x_k)}.
\end{aligned}$$

2.4. A proof of theorem 1.5

Theorem 1.5. For the cosine law function $y = y(x)$, all closed 1-forms of the form $w = \sum_{i=1}^3 f(y_i) dg(x_i)$ where f, g are two non-constant smooth functions, are up to scaling and complex conjugation,

$$\omega_\lambda = \sum_{i=1}^3 \int^{y_i} \sin^\lambda(t) dt d \left(\int^{x_i} \sin^{-\lambda-1}(t) dt \right) = \sum_{i=1}^3 \frac{\int^{y_i} \sin^\lambda(t) dt}{\sin^{\lambda+1}(x_i)} dx_i$$

for some $\lambda \in \mathbf{C}$.

All closed 1-forms of the form $\sum_{i=1}^3 f(y_i) dg(r_i)$ where f, g are two non-constant smooth functions and $r_i = \frac{x_j + x_k - x_i}{2}$, are up to scaling and complex conjugation,

$$\eta_\lambda = \sum_{i=1}^3 \int^{y_i} \tan^\lambda(t/2) dt d \left(\int^{r_i} \cos^{-\lambda-1}(t) dt \right) = \sum_{i=1}^3 \frac{\int^{y_i} \tan^\lambda(t/2) dt}{\cos^{\lambda+1}(r_i)} dr_i$$

for some $\lambda \in \mathbf{C}$.

In particular, all closed 1-forms are holomorphic or anti-holomorphic.

Proof. First, we prove that the 1-forms in the list are closed. Indeed, a holomorphic 1-form $\omega_\lambda = \sum_{i=1}^3 f(y_i) g'(x_i) dx_i$ is closed if and only if $\frac{\partial(f(y_i) g'(x_i))}{\partial x_j} = f'(y_i) g'(x_i) \frac{\partial y_i}{\partial x_j}$ is symmetric in i, j . But for ω_λ , it is equal to

$$f'(y_i) g'(x_i) \frac{\partial y_i}{\partial x_j} = \frac{1}{A} f'(y_i) g'(x_i) \sin(x_i) \cos(y_k) = \frac{1}{A} \left(\frac{\sin(y_i)}{\sin(x_i)} \right)^\lambda \cos(y_k)$$

where A is independent of the indices by theorem 2.1. The above expression is clearly symmetric in i, j due to the sine law. Thus the closeness follows.

To see the holomorphic 1-form $\eta_\lambda = \sum_{i=1}^3 f(y_i)dg(r_i)$ is closed, we check if the quantity $f'(y_i)g'(r_i)\frac{\partial y_i}{\partial r_j}$ is symmetric in i, j . It is equal to

$$\frac{\tan^\lambda(y_i/2)}{\cos^{\lambda+1}(r_i)} \frac{\partial y_i}{\partial r_j} = \left(\frac{\tan(y_i/2)}{\cos(r_i)}\right)^\lambda \left(\frac{1}{\cos(r_i)} \frac{\partial y_i}{\partial r_j}\right)$$

where $\frac{1}{\cos(r_i)} \frac{\partial y_i}{\partial r_j}$ is symmetric in i, j by (2.11) and $\frac{\tan(y_i/2)}{\cos(r_i)}$ is independent of i by the tangent law. This shows the closeness.

The proof that these are all closed 1-forms is relatively long and will not be used anywhere in the paper. We defer it to the appendix A. The key part of the proof is the following result concerning the uniqueness of the sine law and the tangent law (see appendix A for a proof).

Lemma 2.3. *Suppose $y = y(x)$ is the cosine law function and f, g are two smooth non-constant functions.*

(a) *If $f(y_i)/g(x_i)$ is independent of the indices for all x , then there are constants λ, μ, c_1, c_2 so that, $f(t) = c_1 \sin^\lambda(t) \sin^\mu(\bar{t})$ and $g(t) = c_2 \sin^\lambda(t) \sin^\mu(\bar{t})$.*

(b) *If $r_i = \frac{1}{2}(x_j + x_k - x_i)$ where $\{i, j, k\} = \{1, 2, 3\}$, and $f(y_i)/g(r_i)$ is independent of the indices for all (r_1, r_2, r_3) , then there are constants λ, μ, c_1, c_2 so that $f(t) = c_1 \tan^\lambda(t) \tan^\mu(\bar{t})$ and $g(t) = c_2 \cos^\lambda(t) \cos^\mu(\bar{t})$.*

2.5. Remarks on the Hessian matrices of the energy functions

In theorem 1.5, let $u_i = \int^{x_i} \sin^{-\lambda-1}(t)dt$ in the case of w_λ and $u_i = \int^{r_i} \cos^{-\lambda-1}(t)dt$ for η_λ , then $w_\lambda = \sum_{i=1}^3 \int^{y_i} \sin^\lambda(t)dt du_i$ and $\eta_\lambda = \sum_{i=1}^3 \int^{y_i} \tan^\lambda(t/2)dt du_i$. The Hessian matrices $H = [\partial^2 F / \partial u_s \partial u_t]$ of the integral $F(u) = \int^u w_\lambda$ (or $F(u) = \int^u \eta_\lambda$) has the following properties: for any two λ and λ' , the associated Hessian matrices of $\int^u w_\lambda$ and $\int^u w_{\lambda'}$ are congruent. The same also holds for $\int^u \eta_\lambda$ and $\int^u \eta_{\lambda'}$. Indeed, in the case of w_λ , we have

$$\begin{aligned} \frac{\partial^2 F}{\partial u_s \partial u_t} &= \sin^\lambda(y_t) \frac{\partial y_t}{\partial x_s} \frac{\partial x_s}{\partial u_s} \\ &= \sin^\lambda(y_t) \sin^{\lambda+1}(x_s) \frac{\partial y_t}{\partial x_s} \\ (2.13) \quad &= \left(\frac{\sin(y_t)}{\sin(x_t)}\right)^\lambda (\sin(x_t) \sin(x_s))^\lambda (\sin(x_s) \frac{\partial y_s}{\partial x_t}). \end{aligned}$$

Let $q = \left(\frac{\sin(y_t)}{\sin(x_t)}\right)^\lambda$ and D be the 3×3 diagonal matrix whose (i, i) -th entry is $\sin^\lambda(x_i)$. Then (2.13) shows that the Hessian matrix is $qD[\sin(x_s) \frac{\partial y_s}{\partial x_t}]D$. It follows that the Hessian matrices for different λ 's are congruent.

By the same calculation using the tangent law instead of the sine law, for the integration of η_λ , the (s, t) -th entry of the Hessian matrix is

$$(2.14) \quad = \left(\frac{\tan(y_t/2)}{\cos(r_t)}\right)^\lambda (\cos(r_s) \cos(r_t))^\lambda (\cos(r_t) \frac{\partial y_t}{\partial r_s}).$$

It again shows that the Hessian matrices for different λ 's are congruent.

2.6. The Legendre transformation.

The integrals $\int w_\lambda$ in theorem 1.5 are not independent. In fact $\int w_\lambda$ and $\int w_{-\lambda-1}$ are essentially Legendre transformation of each other.

Let us recall briefly the Legendre transformation. Suppose U and V are diffeomorphic connected open sets in \mathbf{R}^n so that the first de Rham cohomology group $H_{dR}^1(U) = 0$. Let $x = (x_1, \dots, x_n) \in U$ and $y = (y_1, \dots, y_n) \in V$ and $y = y(x) : U \rightarrow V$ be a diffeomorphism so that its Jacobian matrix is symmetric, i.e.,

$$\frac{\partial y_i}{\partial x_j} = \frac{\partial y_j}{\partial x_i}.$$

Then the differential 1-forms $w_U = \sum_{i=1}^n y_i dx_i$ and $w_V = \sum_{i=1}^n x_i dy_i$ are closed in U and V respectively. We call w_U the *Legendre transformation* of w_V . Their integrations $f(x) = \int_a^x w_U$ and $g(y) = \int_b^y w_V + (a, b)$ where $b = y(a)$ and (a, b) is the dot product are well defined due to $H_{dR}^1(U) = H_{dR}^1(V) = 0$. We call $g(y)$ the *Legendre transformation* of $f(x)$ (and vice versa). It is well known that the Legendre transform of a strictly convex (or concave) function is strictly convex (or concave).

Proposition 2.4. *Let $f_\lambda(x) = \int_{(\pi/2, \pi/2, \pi/2)}^x \sum_{i=1}^3 \frac{\int_{\pi/2}^{y_i} \sin^\lambda(t) dt}{\sin^{\lambda+1}(x_i)} dx_i$. Then the Legendre transformation of $f_\lambda(x)$ is $f_{-\lambda-1}(x) - f_{-\lambda-1}(0)$. In particular, the Legendre transform of $f_{-1/2}(x)$ is $f_{-1/2}(x)$ up to adding a constant.*

Proof. Let $g_\lambda(y)$ be the Legendre transformation of $f_\lambda(x)$. Then,

$$g_\lambda(y) = \int_{(\pi/2, \pi/2, \pi/2)}^y \sum_{i=1}^3 \int_{\pi/2}^{x_i} \sin^{-\lambda-1}(t) dt d\left(\int_{\pi/2}^{y_i} \sin^\lambda(t) dt \right) + c$$

for some constant $c = g_\lambda(0, 0, 0) - g_\lambda(\pi/2, \pi/2, \pi/2)$. In the above identities, x and y are related by the cosine law (1.8) which we will denote by $y = CL(x)$. Let $w = (w_1, w_2, w_3)$ and $v = (v_1, v_2, v_3)$ so that $w_i = \pi - y_i$ and $v_i = \pi - x_i$. Then by (2.8), we have $v = CL(w)$. Making a change of variables $x_i = \pi - v_i$ and $y_i = \pi - w_i$ in the integral of g_λ , we obtain

$$\begin{aligned} g_\lambda(y) &= \int_{(\pi/2, \pi/2, \pi/2)}^{(\pi-w_1, \pi-w_2, \pi-w_3)} \sum_{i=1}^3 \int_{\pi/2}^{\pi-x_i} \sin^{-\lambda-1}(\pi-t) d(\pi-t) \sin^\lambda(\pi-w_i) d(\pi-w_i) + c \\ &= \int_{(\pi/2, \pi/2, \pi/2)}^{(\pi-w_1, \pi-w_2, \pi-w_3)} \sum_{i=1}^3 \int_{\pi/2}^{v_i} \sin^{-\lambda-1}(t) dt \sin^\lambda(w_i) dw_i + c \\ &= f_{-\lambda-1}(y) + c \end{aligned}$$

since $v = CL(w)$. Thus $g_\lambda(y) = f_{-\lambda-1}(y) - f_{-\lambda-1}(0)$.

§3. Energy Functionals on the Moduli Spaces of Geometric Triangles

We will restrict the 1-forms in theorem 1.5 to the moduli spaces of geometric triangles and determine the convexity of the integration of the 1-forms on the moduli spaces.

Suppose a triangle in \mathbf{S}^2 , \mathbf{E}^2 or \mathbf{H}^2 has inner angles $\theta_1, \theta_2, \theta_3$ and opposite edge lengths l_1, l_2, l_3 .

3.1. Derivative cosine laws for geometric triangles

Take (x_1, x_2, x_3) and (y_1, y_2, y_3) in theorem 2.1 to be the inner angles and edge lengths. Then,

Corollary 3.1. *Let $\{i, j, k\} = \{1, 2, 3\}$. There is a positive quantity A independent of indices so that*

(a) ([CL])

$$\frac{\partial \theta_i}{\partial l_j} = -\frac{\partial \theta_i}{\partial l_i} \cos(\theta_k),$$

and

$$\frac{\partial \theta_i}{\partial l_i} = \frac{\sin(\theta_i)}{A} > 0.$$

(b) For spherical triangles,

$$\frac{\partial l_i}{\partial \theta_j} = \frac{\partial l_i}{\partial \theta_i} \cos(l_k),$$

and

$$\frac{\partial l_i}{\partial \theta_i} = \frac{\sin(l_i)}{A} > 0.$$

(c) For hyperbolic triangles,

$$\frac{\partial l_i}{\partial \theta_j} = \frac{\partial l_i}{\partial \theta_i} \cosh(l_k),$$

and

$$\frac{\partial l_i}{\partial \theta_i} = -\frac{\sinh(l_i)}{A} < 0.$$

(d) For a hyperbolic right-angled hexagon of three non-pairwise adjacent edge lengths l_1, l_2, l_3 and opposite edge lengths $\theta_1, \theta_2, \theta_3$,

$$\frac{\partial \theta_i}{\partial l_j} = -\frac{\partial \theta_i}{\partial l_i} \cosh(\theta_k),$$

and

$$\frac{\partial \theta_i}{\partial l_i} = \frac{\sinh(\theta_i)}{A} > 0.$$

The proof is routine using theorem 2.1 by taking care of the curvature factor $\lambda = \pm 1, 0$ appeared in (2.1). Note that $\cos(\sqrt{-1}x) = \cosh(x)$, $\sin(\sqrt{-1}x) = \sqrt{-1} \sinh(x)$ and $\sinh(\sqrt{-1}x) = \sqrt{-1} \sin(x)$. Using these relations, part (a) follows from (2.9) where $x_i = \theta_i$ and $y_i = \sqrt{\lambda} l_i$. Part (a) for Euclidean triangle was established in [CL] and can be checked easily. Parts (b) and (c) follow from theorem 2.1. To see part (d), note that the cosine law for hexagon can be written as,

$$\cos(\pi - \sqrt{-1}\theta_i) = \frac{\cos(\sqrt{-1}l_i) + \cos(\sqrt{-1}l_j) \cos(\sqrt{-1}l_k)}{\sin(\sqrt{-1}l_j) \sin(\sqrt{-1}l_k)}.$$

Thus part (d) follows from theorem 2.1.

3.2. Closed 1-forms on moduli spaces of geometric triangles, I

Using corollary 3.1 and theorem 1.5, we obtain,

Theorem 3.2. *Let $l = (l_1, l_2, l_3)$ and $\theta = (\theta_1, \theta_2, \theta_3)$ be lengths and angles of a triangle in \mathbf{E}^2 , \mathbf{H}^2 or \mathbf{S}^2 . The following is the complete list, up to scaling, of all closed real-valued 1-forms of the form $\sum_{i=1}^3 f(\theta_i)dg(l_i)$ for some non-constant smooth functions f, g . Let $\lambda \in \mathbf{R}$ and $u = (u_1, u_2, u_3)$.*

(a) *For a Euclidean triangle,*

$$w_\lambda = \sum_{i=1}^3 \frac{\int^{\theta_i} \sin^\lambda(t)dt}{l_i^{\lambda+1}} dl_i.$$

Furthermore, its integration $\int^u w_\lambda$ is locally convex in variable u where $u_i = \int_1^{l_i} t^{-\lambda-1} dt$.

(b) *For a spherical triangle,*

$$w_\lambda = \sum_{i=1}^3 \frac{\int^{\theta_i} \sin^\lambda(t)dt}{\sin^{\lambda+1}(l_i)} dl_i.$$

The integral $\int^u w_\lambda$ is locally strictly convex in u where $u_i = \int_{\pi/2}^{l_i} \sin^{-\lambda-1}(t)dt$.

(c) *For a hyperbolic triangle,*

$$w_\lambda = \sum_{i=1}^3 \frac{\int^{\theta_i} \sin^\lambda(t)dt}{\sinh^{\lambda+1}(l_i)} dl_i.$$

(d) *For a hyperbolic right-angled hexagon,*

$$w_\lambda = \sum_{i=1}^3 \frac{\int^{\theta_i} \sinh^\lambda(t)dt}{\sinh^{\lambda+1}(l_i)} dl_i.$$

In the cases of (b), (c), (d), by taking the Legendre transformation, we also obtain the complete list of all closed 1-forms of the form $\sum_{i=1}^3 g(l_i)df(\theta_i)$.

Proof. The closeness of these 1-forms is evident due to theorem 1.5 and corollary 3.1 except in the case of Euclidean triangle. In the case of \mathbf{E}^2 , we need to verify that the expression

$$(3.1) \quad \frac{\partial}{\partial l_j} \left(\frac{\int^{\theta_i} \sin^\lambda(t)dt}{l_i^{\lambda+1}} \right)$$

is symmetric in i, j . By corollary 3.1 that $\frac{\partial \theta_i}{\partial l_j} = -\frac{\partial \theta_i}{\partial l_i} \cos(\theta_k) = -\frac{\sin(\theta_i)}{A} \cos(\theta_k)$, the expression (3.1) is equal to $\frac{1}{l_i^{\lambda+1}} \sin^\lambda(\theta_i) \frac{\partial \theta_i}{\partial l_j} = -\left(\frac{\sin(\theta_i)}{l_i}\right)^{\lambda+1} \frac{\cos(\theta_k)}{A}$ where A is independent of indices. It is symmetric in i, j due to the sine law.

To verify the convexity, note that if $u_i = g(l_i)$ and $w = \sum_{i=1}^3 f(\theta_i)du_i$ is closed, then the Hessian of the function $F(u) = \int^u w$ is $[\frac{\partial^2 F}{\partial u_r \partial u_s}] = [\frac{f'(\theta_r)}{g'(l_s)} \frac{\partial \theta_r}{\partial l_s}]$.

In the cases (a)-(d), by the sine law and the choice of f, g , $f'(\theta_i) \sin(\theta_i)g'(l_i) = q$ is a positive function independent of the indices. Thus the (r, s) -th entry of the Hessian matrix can be written as,

$$\frac{f'(\theta_r)}{g'(l_s)} \frac{\partial \theta_r}{\partial l_s} = (f'(\theta_r) \sin(\theta_r)g'(l_r)) \left(\frac{1}{g'(l_r)g'(l_s)} \right) \left(\frac{1}{\sin(\theta_r)} \frac{\partial \theta_r}{\partial l_s} \right)$$

$$= q\left(\frac{1}{g'(l_r)g'(l_s)}\right)\left(\frac{1}{\sin(\theta_r)}\frac{\partial\theta_r}{\partial l_s}\right).$$

This shows that the Hessian matrix can be written as $qDLLD$ where D is the positive diagonal matrix whose (i,i) -th entry is $\frac{1}{g(l_i)}$ and $L = [\frac{1}{\sin(\theta_r)}\frac{\partial\theta_r}{\partial l_s}]$. Recall that given a triangle with inner angles $\theta_1, \theta_2, \theta_3$, its (angle) Gram matrix $[a_{rs}]_{3 \times 3}$ satisfies $a_{ii} = 1$ and $a_{ij} = -\cos(\theta_k)$ ($\{i, j, k\} = \{1, 2, 3\}$). On the other hand, by corollary 3.1 (a), the matrix L is equal to the Gram matrix multiplied by the positive function $1/A$. As a consequence, the Hessian of the integral of the 1-forms in (a)-(d) is congruent to the Gram matrix of the triangle. It is well known that the Gram matrix of a Euclidean triangle is semi-positive definite of rank 2 and the Gram matrix of a spherical triangle is positive definite. (See for instance [Lu3] for proofs). Thus the local convexity of the integrations for Euclidean and spherical triangles follows. QED

Corollary 3.3. *In theorem 3.2(a), the null space of the Hessian matrix $\text{Hess}(F)$ of $F = \int^u w_\lambda$ at a point u is generated by the vector u if $\lambda \neq 0$ and is generated by $(1, 1, 1)$ if $\lambda = 0$.*

Indeed, if $w = (w_i, w_j, w_k)$ is in the kernel of the Hessian, then by definition and the calculation above, we have

$$\sum_{r,s \in \{i,j,k\}} \frac{w_r w_s}{g'(l_r)g'(l_s)} a_{rs} = 0$$

where $[a_{rs}]_{3 \times 3}$ is the Gram matrix of the Euclidean triangle. It is well known that the null space of the Gram matrix of a Euclidean triangle of edge lengths (l_i, l_j, l_k) is generated by the length vector (l_i, l_j, l_k) . It follows that there is a constant $c \in \mathbf{R}$ so that $w_r = cl_r g'(l_r) = cl_r^{-\lambda}$ for $r = i, j, k$. Now if $\lambda \neq 0$, then $u_r = -\frac{1}{\lambda} l_r^{-\lambda}$. Therefore, if $\lambda \neq 0$, $w = -\frac{c}{\lambda} u$ and if $\lambda = 0$, $w = c(1, 1, 1)$.

3.3. Closed 1-forms on the moduli spaces of geometric triangles, II

Let $\{i, j, k\} = \{1, 2, 3\}$ in this subsection. The next result is the counterpart of theorem 3.2 for triangles parameterized by the radii. There are two cases to be discussed: (1) the edge lengths are $l_k = r_i + r_j$ and opposite angles are θ_k and (2) edge lengths are l_i and the opposite angles $\theta_i = r_j + r_k$.

We will use the following well known fact from linear algebra. Given a symmetric matrix $M = [m_{st}]$ so that $m_{ii} \geq \sum_{j \neq i} |m_{ij}|$ for all indices i , then M is semi-positive definite. If $m_{ii} > \sum_{j \neq i} |m_{ij}|$ for all i , then the matrix M is positive definite. See for instance [CL] lemma 3.10 for a proof. We call M with this property a *diagonally dominate* matrix.

Theorem 3.4. *The following are the complete list, up to scaling, of all closed real-valued 1-forms of the form $\sum_{i=1}^3 f(l_i)dg(r_i)$ (where $\theta_i = r_j + r_k$) and $\sum_{i=1}^3 f(\theta_i)dg(r_i)$ (where $l_i = r_j + r_k$) for some non-constant smooth functions f, g . Let $\lambda \in \mathbf{R}$ and $u = (u_1, u_2, u_3)$.*

(a) *For a Euclidean triangle of angles θ_i and opposite edge lengths $r_j + r_k$,*

$$\eta_\lambda = \sum_{i=1}^3 \frac{\int^{\theta_i} \cot^\lambda(t/2) dt}{r_i^{\lambda+1}} dr_i.$$

Its integration $\int^u \eta_\lambda$ is locally concave in $u = (u_1, u_2, u_3)$ where $u_i = \int_1^{r_i} t^{-\lambda-1} dt$.

(b) For a hyperbolic triangle of angles θ_i and opposite edge lengths $r_j + r_k$,

$$\eta_\lambda = \sum_{i=1}^3 \frac{\int^{\theta_i} \cot^\lambda(t/2) dt}{\sinh^{\lambda+1}(r_i)} dr_i.$$

Its integration $\int^u \eta_\lambda$ is locally strictly concave in u where $u_i = \int_1^{r_i} \sinh^\lambda(t) dt$.

(c) For a spherical triangle of angles θ_i and opposite edge lengths $r_j + r_k$,

$$\eta_\lambda = \sum_{i=1}^3 \frac{\int^{\theta_i} \cot^\lambda(t/2) dt}{\sin^{\lambda+1}(r_i)} dr_i.$$

(d) For a hyperbolic triangle of edge lengths l_i and opposite angles $r_j + r_k$,

$$\eta_\lambda = \sum_{i=1}^3 \frac{\int^{l_i} \tanh^\lambda(t/2) dt}{\cos^{\lambda+1}(r_i)} dr_i.$$

Its integration $\int^u \eta_\lambda$ is locally strictly convex in u where $u_i = \int_1^{r_i} \cos^{\lambda-1}(t) dt$.

(e) For a spherical triangle of edge lengths l_i and opposite angles $r_j + r_k$,

$$\eta_\lambda = \sum_{i=1}^3 \frac{\int^{l_i} \tan^\lambda(t/2) dt}{\cos^{\lambda+1}(r_i)} dr_i.$$

(f) For a hyperbolic right-angled hexagon of three non-pairwise adjacent edge lengths l_i and opposite edge lengths $r_j + r_k$,

$$\eta_\lambda = \sum_{i=1}^3 \frac{\int^{l_i} \coth^\lambda(t/2) dt}{\cosh^{\lambda+1}(r_i)} dr_i.$$

Its integration $\int^u \eta_\lambda$ is locally strictly concave in u where $u_i = \int_1^{r_i} \cosh^{\lambda-1}(t) dt$.

Proof. The proof of the uniqueness is essentially the same as that of theorem 1.5 and will be omitted (see appendix A). The proof of closeness of the 1-forms is just a specialization of theorem 1.5 by taking care of the curvature factors. For (b) and (c), we take $y_i = \pi - \theta_i$ and $x_i = \pi - \sqrt{\delta} l_i$ in theorem 1.5 where $\delta = \pm 1$ is the curvature of the space \mathbf{S}^2 or \mathbf{H}^2 . For (d) and (e), we take $y_i = \sqrt{\delta} l_i$ and $x_i = \theta_i$. For (f), we take $y_i = \pi - \sqrt{-1} l_i$ and $x_i = \sqrt{-1} \theta_i$ in theorem 1.5. The closeness of the 1-forms together with the convexity in part (a) will be proved below.

A short proof of the convexity or concavity of the functions in cases (a), (b), (d), (f) goes as follows. By remark 2.5 and (2.13), (2.14), it follows that for any two λ and λ' , the Hessian matrices of the associated functions $\int^u \eta_\lambda$ and $\int^u \eta_{\lambda'}$ in each case of (a)-(f) are congruent. Thus, to check the convexity or concavity in cases (a), (b), (d) and (f), it suffices to verify it for a specific value of λ . This has been done by various authors. For cases (a), (b) and $\lambda = 0$, Colin de Verdiere [CV1] proved the concavity of the function $\int^u \eta_0$. In the case (d), Leibon [Le] proved the strictly convexity for $\lambda = 0$. In the case (f), we proved it for $\lambda = 0$ in [Lu2].

Below is a more detailed argument producing proofs of the convexity or concavity. Moreover, we obtain a complete description (corollary 3.5) of the null space of the hessian matrix for the energy in the case (a).

Let $u_i = g(r_i)$. Then the Hessian of the function $F(u) = \int^u \eta_\lambda$ is the matrix $H = [H_{st}]_{3 \times 3} = [\frac{\partial^2 F(u)}{\partial u_t \partial u_s}]$ where $H_{st} = \frac{f'(z_s)}{g'(r_t)} \frac{\partial z_s}{\partial r_t}$.

In the case (a), we first show that $\eta_\lambda = \sum_{i=1}^3 (\int^{\theta_i} \cot^\lambda(t/2) dt) r_i^{-\lambda-1} dr_i$ is closed. By the definition of the radius R of the inscribed circle, we have $\frac{\coth(\theta_i/2)}{r_i} = \frac{1}{R}$. Note that by corollary 3.1(a),

$$\begin{aligned}
\frac{\partial \theta_i}{\partial r_j} &= \frac{\partial \theta_i}{\partial l_i} + \frac{\partial \theta_i}{\partial l_k} \\
&= \frac{\partial \theta_i}{\partial l_i} (1 - \cos(\theta_j)) \\
&= \frac{2 \sin(\theta_i) \sin^2(\theta_j/2)}{A} \\
&= \frac{4 \cot(\theta_i/2) \sin^2(\theta_i/2) \sin^2(\theta_j/2)}{A} \\
(3.2) \quad &= \frac{4 r_i \sin^2(\theta_i/2) \sin^2(\theta_j/2)}{AR}.
\end{aligned}$$

By (3.2), for the 1-form $\sum_i f(\theta_i) dg(r_i)$ where $f'(\theta) = \cot^\lambda(\theta/2)$ and $g'(r) = r^{-\lambda-1}$, we have

$$\begin{aligned}
\frac{\partial(f(\theta_i)g'(r_i))}{\partial r_j} &= f'(\theta_i)g'(r_i) \frac{\partial \theta_i}{\partial r_j} \\
&= \cot^\lambda(\theta_i/2) r_i^{-\lambda-1} \left(\frac{4 r_i}{AR} \sin^2(\theta_i/2) \sin^2(\theta_j/2) \right) \\
&= \frac{4}{AR} (r_i \tan(\theta_i/2))^{-\lambda} \sin^2(\theta_i/2) \sin^2(\theta_j/2) \\
&= \frac{4 R^{-\lambda-1}}{A} \sin^2(\theta_i/2) \sin^2(\theta_j/2)
\end{aligned}$$

is symmetric in i, j , i.e., the 1-form $\eta_\lambda = \sum_i f(\theta_i) dg(r_i)$ in case (a) is closed.

The Hessian $H = [H_{st}]$ of the integration $F(u) = \int^u \eta_\lambda$ is

$$\begin{aligned}
H_{st} &= \frac{f'(\theta_s)}{g'(r_t)} \frac{\partial \theta_s}{\partial r_t} \\
&= (r_s \tan(\theta_s/2))^{-\lambda} (r_s r_t)^\lambda \left(r_t \frac{\partial \theta_s}{\partial r_t} \right) \\
&= R^{-\lambda} (r_s r_t)^\lambda a_{st}.
\end{aligned}$$

Since $r_s \tan(\theta_s/2) = R > 0$ is independent of the indices, the above identity shows that the Hessian matrix H is congruent to $[a_{st}]$ where, by (3.2),

$$(3.3) \quad a_{ij} = r_j \frac{\partial \theta_i}{\partial r_j} = \frac{4 r_i r_j}{AR} \sin^2(\theta_i/2) \sin^2(\theta_j/2) > 0$$

and

$$\begin{aligned}
a_{ii} &= r_i \frac{\partial \theta_i}{\partial r_i} = r_i \left(\frac{\partial \theta_i}{\partial l_j} + \frac{\partial \theta_i}{\partial l_k} \right) \\
(3.4) \quad &= -r_i \frac{\partial \theta_i}{\partial l_i} (\cos(\theta_k) + \cos(\theta_j)) < 0
\end{aligned}$$

due to $\theta_k + \theta_j < \pi$ and $\frac{\partial \theta_i}{\partial l_i} > 0$. Furthermore, we have $|a_{ii}| - |a_{ji}| - |a_{ki}| = -(a_{ii} + a_{ji} + a_{ki}) = -r_i \frac{\partial(\theta_1 + \theta_2 + \theta_3)}{\partial r_i} = 0$. Thus the matrix $[a_{rs}]$ is semi-negative definite due to the diagonal dominate property above. Thus the Hessian matrix H is semi-negative definite. This shows that the integration is locally concave in u .

Corollary 3.5. *In theorem 3.4(a), for a Euclidean triangle of edge lengths $l_i = r_j + r_k$, the null space of the Hessian $\text{Hess}(F)$ where $F(u) = \int^u \eta_\lambda$ at a point u is generated by the vector u for $\lambda \neq 0$ and by $(1, 1, 1)$ if $\lambda = 0$.*

Indeed, we first note that the null space of the symmetric 3×3 matrix $[a_{st}]$ contains $(1, 1, 1)$ due to the equality $a_{ii} + a_{ij} + a_{ik} = 0$. Next, we note that the rank of $[a_{st}]$ is 2, due to the fact that $|a_{ii}| > |a_{ij}|$, for all $i \neq j$. Thus the null space of $[a_{st}]$ is generated by $(1, 1, 1)$. Now the Hessian matrix H is $R^{-\lambda} [r_s^\lambda r_t^\lambda a_{st}]$ by the calculation above. It follows that the null space of H is generated by $(1, 1, 1)$ if $\lambda = 0$ or by $\frac{1}{\lambda} (r_1^{-\lambda}, r_2^{-\lambda}, r_3^{-\lambda}) = u$ if $\lambda \neq 0$.

In case (f), we use lemma 2.2 for $y_i = \pi - \sqrt{-1}l_i$ and $x_i = \sqrt{-1}\theta_i$. Thus the tangent law in lemma 2.2 shows $\coth(l_i/2)/\cosh(r_i)$ is independent of the indices and $\frac{1}{\cosh(r_i)} \frac{\partial l_i}{\partial r_j}$ is symmetric in i, j . Now the Hessian $H = [H_{st}]$ of the function $F(u) = \int^u \eta_\lambda$ where $f'(l) = \coth^\lambda(l/2)$ and $g'(r) = \cosh^{-\lambda-1}(r)$, is,

$$\begin{aligned}
H_{st} &= \frac{f'(l_s)}{g'(r_t)} \frac{\partial l_s}{\partial r_t} \\
&= \coth^\lambda(l_s/2) \cosh^{\lambda+1}(r_t) \frac{\partial l_s}{\partial r_t} \\
&= \left(\frac{\coth(l_s/2)}{\cosh(r_s)} \right)^\lambda (\cosh(r_t) \cosh(r_s))^{\lambda+1} \left(\frac{1}{\cosh(r_s)} \frac{\partial l_s}{\partial r_t} \right) \\
&= \left(\frac{\coth(l_s/2)}{\cosh(r_s)} \right)^\lambda (\cosh(r_t) \cosh(r_s))^{\lambda+1} \left(\frac{1}{\cosh(r_s)} a_{st} \right).
\end{aligned}$$

By the tangent law in lemma 2.2, $\coth(l_s/2)/\cosh(r_s) > 0$ is independent of the indices, the above identity shows that the Hessian H is congruent to the matrix $[a_{st}]$ where

$$\begin{aligned}
a_{ij} &= \frac{1}{\cosh(r_i)} \frac{\partial l_i}{\partial r_j} \\
&= \frac{1}{\cosh(r_i)} \left(\frac{\partial l_i}{\partial \theta_i} + \frac{\partial l_i}{\partial \theta_k} \right) \\
&= -\frac{1}{\cosh(r_i)} \frac{\partial l_i}{\partial \theta_i} (\cosh(l_j) - 1).
\end{aligned}$$

We have

$$\begin{aligned} a_{ii} &= \frac{1}{\cosh(r_i)} \frac{\partial l_i}{\partial r_i} \\ &= -\frac{1}{\cosh(r_i)} \frac{\partial l_i}{\partial \theta_i} (\cosh(l_k) + \cosh(l_j)). \end{aligned}$$

By corollary 3.1(d) $\frac{\partial l_i}{\partial \theta_i} > 0$, this shows that $a_{st} < 0$ for all s, t and $|a_{ii}| > |a_{ij}| + |a_{ik}|$ for all i . Thus the matrix $-[a_{st}]$ is diagonally dominated. It follows that the Hessian matrix H is negative definite. Thus the integration $\int^u \eta_\lambda$ is locally strictly concave.

In case (b), we take $y_i = \pi - \theta_i$ and $x_i = \pi - \sqrt{-1}l_i$ in lemma 2.2. By lemma 2.2 $\cot(\theta_i/2)/\sinh(r_i)$ is independent of indices and $\frac{1}{\sinh(r_i)} \frac{\partial \theta_i}{\partial r_j}$ is symmetric in i, j . The Hessian $H = [H_{st}]$ of the integral $F(u) = \int^u \eta_\lambda$ where $f'(\theta) = \cot^\lambda(\theta/2)$ and $g'(r) = \sinh^{-\lambda-1}(r)$ is

$$\begin{aligned} H_{st} &= \frac{f'(\theta_s)}{g'(r_t)} \frac{\partial \theta_s}{\partial r_t} \\ &= \frac{\cot^\lambda(\theta_s/2)}{\sinh^{-\lambda-1}(r_t)} \frac{\partial \theta_s}{\partial r_t} \\ &= \left(\frac{\cot(\theta_s/2)}{\sinh(r_s)} \right)^\lambda (\sinh(r_s) \sinh(r_t))^\lambda (\sinh(r_t) \frac{\partial \theta_s}{\partial r_t}) \\ &= \left(\frac{\cot(\theta_s/2)}{\sinh(r_s)} \right)^\lambda (\sinh(r_s) \sinh(r_t))^\lambda (\sinh(r_t) a_{st}). \end{aligned}$$

By the tangent law $\cot(\theta_s/2)/\sinh(r_s) > 0$ is independent of the indices s , the Hessian matrix H of $F(u)$ is congruent to $[a_{st}]$ where

$$\begin{aligned} a_{ii} &= \sinh(r_i) \frac{\partial \theta_i}{\partial r_i} \\ &= \sinh(r_i) \left(\frac{\partial \theta_i}{\partial l_j} + \frac{\partial \theta_i}{\partial l_k} \right) \\ &= -\sinh(r_i) \frac{\partial \theta_i}{\partial l_i} (\cos(\theta_k) + \cos(\theta_j)) \\ &= -\frac{\sinh(r_i) \sin(\theta_i)}{A} (\cos(\theta_k) + \cos(\theta_j)) \end{aligned}$$

and,

$$\begin{aligned} a_{ij} &= \sinh(r_j) \frac{\partial \theta_i}{\partial r_j} \\ &= \sinh(r_j) \left(\frac{\partial \theta_i}{\partial l_i} + \frac{\partial \theta_i}{\partial l_k} \right) \\ &= \sinh(r_j) \frac{\partial \theta_i}{\partial l_i} (1 - \cos(\theta_j)) \\ &= \frac{2 \sinh(r_j) \sin(\theta_i) \sin^2(\theta_j/2)}{A}. \end{aligned}$$

From the above identities and $\theta_k + \theta_j < \pi$, we see that $a_{ii} < 0$ and $a_{ij} > 0$. Now

$$\begin{aligned}
& |a_{ii}| - |a_{ji}| - |a_{ki}| \\
&= \frac{\sinh(r_i)}{A} (\sin(\theta_i)(\cos(\theta_k) + \cos(\theta_j)) - 2(\sin(\theta_j) + \sin(\theta_k)) \sin^2(\frac{\theta_i}{2})) \\
&= \frac{4 \sinh(r_i) \sin(\frac{\theta_i}{2})}{A} (\cos(\frac{\theta_i}{2})(\cos(\frac{\theta_k + \theta_j}{2}) \cos(\frac{\theta_k - \theta_j}{2}) - \sin(\frac{\theta_k + \theta_j}{2}) \cos(\frac{\theta_k - \theta_j}{2}) \sin(\frac{\theta_i}{2})) \\
&= \frac{4 \sinh(r_i) \sin(\frac{\theta_i}{2}) \cos(\frac{\theta_j - \theta_k}{2})}{A} (\cos(\frac{\theta_i}{2}) \cos(\frac{\theta_k + \theta_j}{2}) - \sin(\frac{\theta_i}{2}) \sin(\frac{\theta_k + \theta_j}{2})) \\
&= \frac{4}{A} \sinh(r_i) \sin(\frac{\theta_i}{2}) \cos(\frac{\theta_j - \theta_k}{2}) \cos(\frac{\theta_i + \theta_j + \theta_k}{2}) > 0.
\end{aligned}$$

This shows that $-[a_{st}]$ is diagonally dominate. Thus H is negative definite and the integration is locally strictly concave.

In the case (d), we take $y_i = \sqrt{-1}l_i$ and $x_i = \theta_i = r_j + r_k$ in lemma 2.2. The tangent law says $\tanh(l_i/2)/\cos(r_i)$ is independent of the index i . Furthermore the Hessian $H = [H_{st}]$ of the integral $f(u) = \int^u \eta_\lambda$ where $f'(l) = \tanh^\lambda(l/2)$ and $g'(r) = \cos^{-\lambda-1}(r)$ is

$$\begin{aligned}
H_{st} &= \frac{f'(l_s)}{g'(r_t)} \frac{\partial l_s}{\partial r_t} \\
&= \left(\frac{\tanh(l_s/2)}{\cos(r_s)} \right)^\lambda (\cos(r_s) \cos(r_t))^{\lambda+1} \frac{1}{\cos(r_s)} \frac{\partial l_s}{\partial r_t} \\
&= \left(\frac{\tanh(l_s/2)}{\cos(r_s)} \right)^\lambda (\cos(r_s) \cos(r_t))^{\lambda+1} a_{st}.
\end{aligned}$$

Since $\tanh(l_s/2)/\cos(r_s) > 0$ is independent of the indices, thus the Hessian H is congruent to $[a_{st}]$ where, by lemma 2.2,

$$a_{ij} = B' \cosh^2(l_i/2) \cosh^2(l_j/2)$$

and

$$a_{ii} = B' \cosh^2(l_i/2) (\cosh^2(l_j/2) + \cosh^2(l_k/2) - 1)$$

for some positive function B' independent of indices. At the equilateral triangle with $\cosh^2(l_i/2) = 2$ for all i , the matrix $[a_{st}]$ is a positive multiple of $[b_{st}]$ where $b_{ij} = 1$ and $b_{ii} = 3/2$. Thus $[a_{st}]$ is positive definite at this triangle. This shows that the matrix H is positive definite for one triangle. But on the other hand, the Hessian H is non-degenerate. Indeed, the Hessian is the Jacobi matrix of the gradient of $F(u) = \int^u \eta_\lambda$ which sends u to $(\int^{u_1} \tanh^\lambda(t/2) dt, \int^{u_2} \tanh^\lambda(t/2) dt, \int^{u_3} \tanh^\lambda(t/2) dt)$. The gradient map is a diffeomorphism since we can solve angle from the length by the cosine law. It follows that $\det(H) \neq 0$ for all triangles. Since the space of all hyperbolic triangles is connected and H is symmetric, the signature of H is constant for all hyperbolic triangles. We noticed above that the signature for one triangle is $(3,0)$. It follows that H is positive definite. Thus the integration is locally strictly convex. Another way to see the positive definiteness of the matrix $[a_{rs}]$

is observed by Ren Guo. It goes as follows. First we have $a_{ii} > 0$. Next, it is easy to see that all principle 2×2 submatrices are diagonally dominated. Thus they are positive definite. Finally, one can show directly that the determinant of $[a_{rs}]$ is positive.

§4. Convexity of Moduli Spaces of Geometric Triangles

We determine the convexity of the spaces of all geometric triangles in various parameterizations in this section.

4.1. Moduli spaces of geometric triangles

Suppose K^2 is one of the three geometries \mathbf{S}^2 , \mathbf{E}^2 or \mathbf{H}^2 . We use $K^2(l, 3)$ (or $K^2(\theta, 3)$) to denote the space of all K^2 triangles parameterized by the edge lengths (or angles respectively). In particular, we have the following simple lemma whose proof is obvious.

Lemma 4.1. *The moduli spaces $K^2(l, 3)$ and $K^2(\theta, 3)$ are,*

- (a) $\mathbf{E}^2(l, 3) = \mathbf{H}^2(l, 3) = \{(p_1, p_2, p_3) \in \mathbf{R}^3 | p_i + p_j > p_k, \{i, j, k\} = \{1, 2, 3\}\}$.
- (b) $\mathbf{S}^2(l, 3) = \{(p_1, p_2, p_3) \in \mathbf{R}^3 | p_i + p_j > p_k, \{i, j, k\} = \{1, 2, 3\}, p_1 + p_2 + p_3 < 2\pi\}$.
- (c) $\mathbf{E}^2(\theta, 3) = \{(p_1, p_2, p_3) \in \mathbf{R}^3 | p_i > 0, p_1 + p_2 + p_3 = \pi\}$.
- (d) $\mathbf{H}^2(\theta, 3) = \{(p_1, p_2, p_3) \in \mathbf{R}^3 | p_i > 0, p_1 + p_2 + p_3 < \pi\}$.
- (e) $\mathbf{S}^2(\theta, 3) = \{(p_1, p_2, p_3) \in \mathbf{R}^3 | p_1 + p_2 + p_3 > \pi, p_i + p_j < p_k + \pi, \{i, j, k\} = \{1, 2, 3\}\}$.

Another related moduli space is the space $\mathbf{H}^2(r + r' = \theta, 3)$ of all hyperbolic triangles whose angles are $p_i + p_j$. In this case the moduli space is

$$\mathbf{H}^2(r + r' = \theta, 3) = \{(p_1, p_2, p_3) \in \mathbf{R}^3 | p_i + p_j > 0, i \neq j, \text{ and } p_1 + p_2 + p_3 < \pi/2\}.$$

Note that $\mathbf{H}^2(r + r' = \theta, 3) \subset (-\pi/2, \pi/2)^3$.

It is very interesting to note the relationship between these spaces and Clebsch-Gordan and quantum Clebsch-Gordan relations from representation theory of Lie algebra $sl(2)$.

4.2. New parameterizations of moduli spaces

By theorems 3.2 and 3.4, we have to consider spaces of all geometric triangles parameterized by $u = (u_1, u_2, u_3)$ where $u_i = h(l_i)$ with $h(t) = \int^t \sin^\lambda(s) ds$, etc. The main result in this section addresses the convexity of the moduli spaces in these coordinates u .

To begin, let $x = h(t)$ be a smooth diffeomorphism from an interval I to an interval J so that $h'(t) > 0$. Consider the diffeomorphism $q = q(p) : I^3 \rightarrow J^3$ defined by $q_i = h(p_i)$, $i = 1, 2, 3$. We are interested in the convexity of the images of the moduli spaces $K^2(l, 3)$ or $K^2(\theta, 3)$, or $\mathbf{H}^2(r + r' = \theta, 3)$ under the diffeomorphism $q = q(p)$.

Proposition 4.2. *Let $\{i, j, k\} = \{1, 2, 3\}$.*

(a) *If $\lambda \leq -1$ and $h(t) = -\frac{1}{\lambda} t^{-\lambda}$ or $h(t) = \int_1^t \coth^{\lambda+1}(s/2) ds : \mathbf{R}_{>0} \rightarrow J$, then the image of $\{(p_1, p_2, p_3) \in \mathbf{R}^3 | p_i + p_j > p_k\}$ under $q = q(p)$ is convex.*

(b) *If $\lambda \geq 0$ and $h(t) = \int_0^t \cos^\lambda(s) ds : (-\pi/2, \pi/2) \rightarrow J$, then the image of the set $\{(p_1, p_2, p_3) \in \mathbf{R}^3 | p_i + p_j > 0, p_1 + p_2 + p_3 < \pi/2\}$ under $q = q(p)$ is convex.*

(c) *If $\lambda \geq 0$ and $h(t) = \int_{\pi/2}^t \sin^\lambda(s) ds : (0, \pi) \rightarrow J$, then the image of $\{(p_1, p_2, p_3) \in \mathbf{R}^3 | p_i + p_j > p_k, p_1 + p_2 + p_3 < 2\pi\}$ under $q = q(p)$ is convex.*

(d) If $\lambda \geq 0$ and $h(t) = \int_{\pi/2}^t \sin^\lambda(s) ds : (0, \pi) \rightarrow J$, then the image of $\{(p_1, p_2, p_3) \in \mathbf{R}^3 | p_i + p_j < \pi + p_k, p_1 + p_2 + p_3 > \pi\}$ under $q = q(p)$ is convex.

Remarks 4.3. 1. Note that the moduli spaces involved in the propositions are, listed in the order, $\mathbf{E}^2(l, 3)$, $\mathbf{H}^2(l, 3)$, $\mathbf{H}^2(r + r' = \theta, 3)$, $\mathbf{S}^2(l, 3)$ and $\mathbf{S}^2(\theta, 3)$.

2. It can be shown, from the proof below, that if λ does not satisfy the inequalities in the proposition, then the images are not convex.

4.3. A lemma

We begin with the following lemma which determines the convexity of a plane under the map $q = q(p)$.

Lemma 4.4. Suppose $\alpha, \epsilon \in \mathbf{R}$ and $t = g(x) : J \rightarrow I$ is the inverse of $x = h(t)$. Then the second derivative and the determinant of the Hessian of the function $z(x, y) = h(\alpha + \epsilon g(x) + \epsilon g(y))$ are given by the following identities where $A(t) = \frac{h''(t)}{h'(t)}$, $u = g(x)$, $v = g(y)$ and $w = \alpha + \epsilon(u + v)$.

$$(4.1) \quad \frac{\partial^2 z}{\partial x \partial x} = \epsilon \frac{h'(w)}{h'(u)^2} (\epsilon A(w) - A(u))$$

and the determinant of the Hessian of $z(x, y)$ is

$$(4.2) \quad \epsilon^2 \frac{h'(w)^2}{h'(u)^2 h'(v)^2} (A(u)A(v) - \epsilon A(w)(A(u) + A(v))).$$

The proof is a routine calculus. Note that $g'(x) = \frac{1}{h'(t)}$ and $g''(x) = -\frac{h''(t)}{h'(t)^3}$. We have

$$\frac{\partial z}{\partial x} = \epsilon h'(w) g'(x)$$

$$\frac{\partial^2 z}{\partial x \partial y} = \epsilon^2 h''(w) g'(x) g'(y) = \epsilon^2 \frac{h''(w)}{h'(u) h'(v)}$$

and

$$\begin{aligned} \frac{\partial^2 z}{\partial^2 x} &= \epsilon^2 h''(w) g'(x)^2 + \epsilon h'(w) g''(x) \\ &= \epsilon^2 \frac{h''(w)}{h'(u)^2} - \epsilon \frac{h'(w) h''(u)}{h'(u)^3} \\ &= \epsilon \frac{h'(w)}{h'(u)^2} (\epsilon A(w) - A(u)). \end{aligned}$$

The determinant of the Hessian of h is

$$\begin{aligned} &= \epsilon^2 \left(\frac{h'(w)}{h'(u) h'(v)} \right)^2 ((\epsilon A(w) - A(u))(\epsilon A(w) - A(v))) - \epsilon^4 \frac{h''(w)^2}{h'(u)^2 h'(v)^2} \\ &= \epsilon^2 \frac{h'(w)^2}{h'(u)^2 h'(v)^2} (\epsilon^2 A^2(w) - \epsilon A(w)(A(u) + A(v)) + A(u)A(v) - \epsilon^2 A^2(w)) \end{aligned}$$

$$= \epsilon^2 \frac{h'(w)^2}{h'(u)^2 h'(v)^2} (A(u)A(v) - \epsilon A(w)(A(u) + A(v))).$$

4.4. A proof of proposition 4.2

Let X be the image of the set under $q = q(p)$ in cases (a)-(d), i.e.,

In the case (a),

$$(4.3) \quad X = \{(q_1, q_2, q_3) \in \mathbf{R}^3 | q_k < h(g(q_i)) + g(q_j), \{i, j, k\} = \{1, 2, 3\}\}.$$

In the case (b), due to $h(-t) = -h(t)$ and $h'(t) > 0$, $s > -t$ if and only if $h(s) > -h(t)$,

$$(4.4) \quad X = \{(q_1, q_2, q_3) \in \mathbf{R}^3 | q_i + q_j > 0, q_k < h(\pi/2 - g(q_i) - g(q_j)), \{i, j, k\} = \{1, 2, 3\}\}.$$

In the case (c), X is

$$(4.5) \quad \{(q_1, q_2, q_3) \in \mathbf{R}^3 | q_k < h(g(q_i) + g(q_j)), q_3 < h(2\pi - g(q_1) - g(q_2)), \{i, j, k\} = \{1, 2, 3\}\}.$$

In the case (d), X is

$$(4.6) \quad \{(q_1, q_2, q_3) \in \mathbf{R}^3 | q_k > h(-\pi + g(q_i)) + g(q_j), q_3 > h(\pi - g(p_1)) - g(p_2), \{i, j, k\} = \{1, 2, 3\}\}.$$

To prove (a), by (4.3), X is bounded by three surfaces. It suffices to show that the surfaces bounding X are convex in the side containing X . By symmetry, it remains to show that the function $z = h(g(x) + g(y))$ is locally concave in x, y . By lemma 4.4 with $\alpha = 0$, $\epsilon = 1$, $(u, v) = (g(x), g(y)) \in \mathbf{R}_{>0}^2$ and $w = u + v$, we find the determinant of the Hessian and the sign of the second derivative $\partial^2 z / \partial^2 x$ as follows.

If $h(t) = -\frac{t^{-\lambda}}{\lambda}$, then $A(t) = -\frac{\lambda+1}{t}$. By (4.2), the determinant of the Hessian of $z = z(x, y)$ is

$$\begin{aligned} & \frac{h'(w)^2}{h'(u)^2 h'(v)^2} (A(u)A(v) - A(u+v)(A(u) + A(v))) \\ &= (\lambda + 1)^2 \frac{h'(w)^2}{h'(u)^2 h'(v)^2} \left(\frac{1}{uv} - \frac{1}{u+v} \left(\frac{1}{u} + \frac{1}{v} \right) \right) = 0. \end{aligned}$$

The second derivative $\partial^2 z / \partial^2 x = \frac{h'(w)}{h'(u)^2} (A(w) - A(u)) = (\lambda + 1) \frac{h'(w)}{h'(u)^2} \frac{v}{(u+v)u}$. It is non-positive due to $\lambda \leq -1$, $u, v > 0$ and $h'(t) > 0$. By symmetry, we see that $\partial^2 z / \partial^2 y \leq 0$. Thus the Hessian of z is semi-negative definite. This shows that the function $z = z(x, y)$ is locally concave. Thus the space X in (4.3) is convex.

In the rest of the proof, we will check the signs of $\partial^2 z / \partial^2 x$ (not $\partial^2 z / \partial^2 y$) and the determinant of the Hessian only.

If $h(t) = \int_1^t \coth^{\lambda+1}(s/2) ds$, then $h'(t) = \coth^{\lambda+1}(t/2)$, $h''(t) = -(\lambda + 1) \frac{\coth^{\lambda+1}(t/2)}{\sinh(t)}$. Thus $A(t) = -\frac{\lambda+1}{\sinh(t)}$. By (4.2) for $\alpha = 0, \epsilon = 1$, the determinant of the Hessian of z is

$$\frac{h'(w)^2}{h'(u)^2 h'(v)^2} (\lambda + 1)^2 \left[\frac{1}{\sinh(u) \sinh(v)} - \frac{1}{\sinh(u+v)} \left(\frac{1}{\sinh(u)} + \frac{1}{\sinh(v)} \right) \right]$$

$$= (\lambda + 1)^2 \frac{h'(w)^2}{h'(u)^2 h'(v)^2} \frac{\sinh(u+v) - \sinh(u) - \sinh(v)}{\sinh(u) \sinh(v) \sinh(u+v)} \geq 0$$

due to $u, v > 0$ and $\sinh(u+v) > \sinh(u) + \sinh(v)$.

The second derivative $\partial^2 z / \partial^2 x$ can be calculated by (4.1) to be: $\frac{h'(w)}{h'(u)^2} (A(w) - A(u)) = -(\lambda + 1) \frac{h'(w)}{h'(u)^2} (\frac{1}{\sinh(u+v)} - \frac{1}{\sinh(u)})$. It is non-positive if and only if $\lambda \leq -1$ due to $u, v > 0$. This shows that z is locally concave in x, y .

This establishes case (a).

To see part (b), by (4.4), it suffices to verify that $z = h(\pi/2 - g(x) - g(y))$ is locally concave in x, y where $(u, v) = (g(x), g(y)) \in (-\pi/2, \pi/2)^2$, and $u + v > 0$. The last sets of conditions on u, v are due to the following. The point $(u, v, \pi/2 - u - v)$ is in the closure of $\mathbf{H}^2(r + r', 3) = \{(p_1, p_2, p_3) | p_i + p_j > 0, p_1 + p_2 + p_3 < \pi/2\} \subset [-\pi/2, \pi/2]^3$ so that (u, v) is in the projection of $\mathbf{H}^2(r + r', 3)$ to the p_1, p_2 coordinates. It follows that $u, v \in (-\pi/2, \pi/2)$ and $u + v > 0$. Now $h(t) = \int_0^t \cos^\lambda(s) ds$, $h'(t) = \cos^\lambda(t)$, $h''(t) = -\lambda \cos^{\lambda-1}(t) \sin(t)$ and $A(t) = -\lambda \tan(t)$.

By lemma 4.4 with $\alpha = \pi/2, \epsilon = -1$ and $w = \pi/2 - u - v$, we find the determinant of the Hessian of z to be:

$$\begin{aligned} & \frac{h'(w)^2}{h'(u)^2 h'(v)^2} (A(u)A(v) + A(w)(A(u) + A(v))) \\ &= \lambda^2 \frac{h'(w)^2}{h'(u)^2 h'(v)^2} (\tan(u) \tan(v) + \cot(u+v)(\tan(u) + \tan(v))) \\ &= \lambda^2 \frac{h'(w)^2}{h'(u)^2 h'(v)^2} \end{aligned}$$

It is non-negative. By (4.1), we find the second derivative $\partial^2 z / \partial^2 x$ to be

$$\begin{aligned} & \frac{h'(w)}{h'(u)^2} (A(w) + A(u)) \\ &= -\lambda \frac{h'(w)}{h'(u)^2} (\cot(u+v) + \tan(u)) \\ &= -\lambda \frac{h'(w)}{h'(u)^2} \frac{\cos(u+v) \cos(u) + \sin(u+v) \sin(u)}{\sin(u+v) \cos(u)} \\ &= -\lambda \frac{h'(w)}{h'(u)^2} \frac{\cos(v)}{\sin(u+v) \cos(u)}. \end{aligned}$$

Note that due to $u, v \in (-\pi/2, \pi/2)$ and $u + v \in (0, \pi)$. The second derivative is non-positive since $\lambda \geq 0$. Thus z is locally concave in x, y . This proves the case (b).

In the cases (c) and (d), $h(t) = \int_{\pi/2}^t \sin^\lambda(s) ds$. It follows that $h'(t) = \sin^\lambda(t)$, $h''(t) = \lambda \sin^{\lambda-1}(t) \cos(t)$, and $A(t) = \lambda \cot(t)$. Due to

$$\cot(u) \cot(v) - \cot(u+v)(\cot(u) + \cot(v)) = 1$$

we have

$$(4.7) \quad A(u)A(v) - A(u+v)(A(u) + A(v)) = \lambda^2.$$

Due to

$$\cot(u+v) - \cot(u) = -\frac{\sin(v)}{\sin(u+v)\sin(u)}$$

we have

$$(4.8) \quad A(u+v) - A(u) = -\lambda \frac{\sin(v)}{\sin(u+v)\sin(u)}.$$

In the case (c), by (4.5), we must verify that (1) $z = h(g(x) + g(y))$ is locally concave in x, y where $(u, v) = (g(x), g(y))$ satisfies $u, v \in (0, \pi)$ and $w = u + v \in (0, \pi)$ and (2) $z = h(2\pi - g(x) - g(y))$ is locally concave in x, y where $(u, v) = (g(x), g(y))$ satisfies $u, v \in (0, \pi)$ and $w = 2\pi - u - v \in (0, \pi)$, i.e., $u + v > \pi$.

Now for $z = h(g(x) + g(y))$, by (4.2) with $\alpha = 0, \epsilon = 1$, the determinant of the Hessian of z is

$$\frac{h'(w)^2}{h'(u)^2 h'(v)^2} (A(u)A(v) - A(u+v)(A(u) + A(v))).$$

By (4.7), it is $\lambda^2 \frac{h'(w)^2}{h'(u)^2} h'(v)^2$ and is clearly non-negative. The second derivative $\partial^2 z / \partial^2 x$ can be calculated by (4.8) to be $\frac{h'(w)}{h'(u)^2} (A(u+v) - A(u)) = -\lambda \frac{h'(w)}{h'(u)^2} \frac{\sin(v)}{\sin(u+v)\sin(u)}$. It is non-positive since $\lambda \geq 0, u, v, u+v \in (0, \pi)$. Thus z is locally concave in x, y .

To see the local concavity of $z = h(2\pi - g(x) - g(y))$ where $w = 2\pi - u - v \in (0, \pi)$ and $u, v \in (0, \pi), u + v > \pi$, we use lemma 4.4 for $\alpha = 2\pi$ and $\epsilon = -1$. By (4.2) and (4.7), the determinant of the Hessian is

$$\begin{aligned} & \frac{h'(w)}{h'(u)^2 h'(v)^2} [A(u)A(v) + A(w)(A(u) + A(v))] \\ &= \frac{h'(w)}{h'(u)^2 h'(v)^2} [A(u)A(v) - A(u+v)(A(u) + A(v))] \\ &= \frac{h'(w)}{h'(u)^2 h'(v)^2} \lambda^2. \end{aligned}$$

It is non-negative. The second derivative $\partial^2 z / \partial^2 x$ is found to be, by (4.1) and (4.8),

$$\begin{aligned} & \frac{h'(w)}{h'(u)^2} (A(w) + A(u)) \\ &= \frac{h'(w)}{h'(u)^2} (-A(u+v) + A(u)) \\ &= \lambda \frac{h'(w)}{h'(u)^2} \frac{\sin(v)}{\sin(u+v)\sin(u)}. \end{aligned}$$

It is non-positive due to $\lambda \geq 0, u, v \in (0, \pi)$ and $u + v \in (\pi, 2\pi)$. Thus z is locally concave in x, y .

In the case (d), for $\lambda \geq 0$, by (4.6), we must verify that (1) $z = h(-\pi + g(x) + g(y))$ is locally convex in x, y where $(u, v) = (g(x), g(y)) \in (0, \pi)^2$ and $w = -\pi + u + v \in (0, \pi)$, i.e., $u + v > \pi$ and (2) $z = h(\pi - g(x) - g(y))$ is locally convex in x, y where $(u, v) = (g(x), g(y)) \in (0, \pi)^2$ so that $w = \pi - u - v \in (0, \pi)$, i.e., $u + v < \pi$.

For $z = h(-\pi + g(x) + g(y))$, by lemma 4.4 with $\alpha = -\pi, \epsilon = 1, w = -\pi + u + v$ and (4.7), we find the determinant of the Hessian of z to be

$$\begin{aligned} & \frac{h'(w)}{h'(u)^2 h'(v)^2} [A(u)A(v) - A(w)(A(u) + A(v))] \\ &= \frac{h'(w)}{h'(u)^2 h'(v)^2} [A(u)A(v) - A(u+v)(A(u) + A(v))] \\ &= \frac{h'(w)}{h'(u)^2 h'(v)^2} \lambda^2 \geq 0 \end{aligned}$$

The second derivative $\partial^2 z / \partial^2 x$ is, by (4.1) for $\alpha = \pi, \epsilon = -1$ and (4.8),

$$\begin{aligned} & \frac{h'(w)}{h'(u)^2} (A(w) - A(u)) \\ &= \frac{h'(w)}{h'(u)^2} (A(u+v) - A(u)) \\ &= -\lambda \frac{h'(w)}{h'(u)^2} \frac{\sin(v)}{\sin(u+v) \sin(u)}. \end{aligned}$$

It is non-negative due to $\lambda \geq 0, u, v \in (0, \pi)$ and $u+v \in (\pi, 2\pi)$. Thus $z = z(x, y)$ is locally convex in x, y .

Finally, for $z = h(\pi - g(x) - g(y))$ to be locally convex in x, y where $(u, v) = (g(x), g(y)) \in (0, \pi)$ and $w = \pi - u - v \in (0, \pi)$, i.e., $u + v < \pi$, we find the determinant of the Hessian of z to be, by (4.2) and (4.7),

$$\begin{aligned} & \frac{h'(w)}{h'(u)^2 h'(v)^2} [A(u)A(v) + A(w)(A(u) + A(v))] \\ &= \frac{h'(w)}{h'(u)^2 h'(v)^2} [A(u)A(v) - A(u+v)(A(u) + A(v))] \\ &= \frac{h'(w)}{h'(u)^2 h'(v)^2} \lambda^2 \geq 0. \end{aligned}$$

The second derivative $\partial^2 z / \partial^2 x$ is found to be, by (4.1) and (4.8),

$$\begin{aligned} & \frac{h'(w)}{h'(u)^2} (A(w) + A(u)) \\ &= \frac{h'(w)}{h'(u)^2} (-A(u+v) + A(u)) \\ &= \lambda \frac{h'(w)}{h'(u)^2} \frac{\sin(v)}{\sin(u+v) \sin(u)}. \end{aligned}$$

It is non-negative due to $\lambda \geq 0, u, v, u+v$ are in $(0, \pi)$. This shows that z is locally convex in x, y .

§5. Polyhedral Surfaces with or without Boundary

We now set up the framework for both triangulated closed surfaces and ideal triangulated compact surfaces with boundary.

5.1. Triangulation and ideal triangulation

By a closed triangulated surface (S, T) we mean the following. Take a finite disjoint union of Euclidean triangles and identify all edges of triangles in pairs by homeomorphisms. The quotient is a closed surface S (possibly disconnected) together with a triangulation T . The cells in T are the quotients of the vertices, edges and triangles in the disjoint union. A *simplicial triangulation* of a surface is a triangulation so that each (closed) cell is homeomorphic to a simplex and the intersection of any two cells is either empty or a single cell. Let $V = T^{(0)}$, $E = T^{(1)}$ and $T^{(2)}$ be the sets of all vertices, edges and triangles in the triangulation T respectively. Given a Euclidean triangle σ with vertices v_1, v_2, v_3 , the *corner* of σ at vertex v_i is the collection of all open sets in the interior of the triangle having v_i as a limit point. We call the edge $v_j v_k$ (or edges $v_i v_j, v_i v_k$) *facing* (or *adjacent to*) the corner at v_i where $\{i, j, k\} = \{1, 2, 3\}$. For a 2-cell, also called a triangle, σ in the triangulation T of a surface, a *corner* of σ is the image of a corner in the unidentified space. Thus each triangle $\sigma \in T^{(2)}$ has three corners even if the three vertices of triangle are one point. Every corner in T is facing an edge and is adjacent to two edges e, e' (it may occur $e = e'$).

For a compact surface with non-empty boundary, the most efficient way of decomposing it is the *ideal triangulation*. Here is the definition. Take a closed triangulated surface (X, T^*) . Let $N(V)$ be a small open regular neighborhood of the union of all vertices. Then $S = X - N(V)$ is a compact surface with $|V|$ many boundary components. The set $T = \{\sigma \cap S | \sigma \in T^*\}$ is called an *ideal triangulation* of the surface S . The set of all edges (respectively 2-cells, or hexagons) in T is $T^{(1)} = \{e \cap S | e \text{ an edge in } T^*\}$ (respectively $T^{(2)} = \{\sigma \cap S | \sigma \text{ a triangle in } T^*\}$). Each hexagon in T has three edges counted multiplicity (even though two of the three edges may be the same). The intersection of a hexagon with the boundary ∂S consists of three arcs called *B-arcs*. A B-arc in a hexagon $\sigma^2 \cap S$ corresponds to a corner in the triangle σ^2 in T^* . The notion of a B-arc *facing* (or *adjacent to*) an edge e in T is defined as before. For instance, each B-arc is facing exactly one edge and is adjacent to two edges counted with multiplicities.

Another way of introducing ideal triangulation is as follows. A *colored hexagon* is a hexagon with three pairwise non-adjacent edges colored by red and the other edges colored by black. Take a finite disjoint union of Euclidean colored hexagons and identify all red edges in pairs by homeomorphisms. The quotient is a compact surface (possibly disconnected) with non-empty boundary together with an ideal triangulation. The 2-cells in the ideal triangulation are quotients of the hexagons. The quotients of red-edges (respectively black-edges) are the edges (respectively B-arcs) in the ideal triangulation.

It is well known that each compact surface Σ with $\partial\Sigma \neq \emptyset$ and negative Euler characteristic admits an ideal triangulation.

In the sequel, we assume that all surfaces are connected. A triangle (or hexagon) in a triangulation (or ideal triangulation) is counted to have three vertices v_i, v_j, v_k and edges e_i, e_j, e_k even if $v_i = v_j$ or $e_i = e_j$.

5.2. Polyhedral metrics

Given a closed triangulated surface (S, T) with E as the set of all edges, a Euclidean (or hyperbolic, or spherical) polyhedral metric on (S, T) is characterized by its edge length function $l : E \rightarrow \mathbf{R}_{>0}$ so that whenever edges e_i, e_j, e_k form a triangle in T , the three numbers $l(e_i), l(e_j), l(e_k)$ form the edge lengths of a Euclidean (respectively hyperbolic, or spherical) triangle. Let K^2 be \mathbf{E}^2 or \mathbf{S}^2 or \mathbf{H}^2 and let $P_{K^2}(S, T)$ be the space of all K^2 polyhedral metrics on (S, T) parameterized by the edge length function. It follows that $P_{K^2}(S, T)$ is an open convex polytope in $\mathbf{R}_{>0}^E$. Recall that the discrete curvature k of a polyhedral metric is the map $k : V \rightarrow \mathbf{R}$ sending each vertex to 2π minus the sum of all inner angles at the vertex. The *curvature map* $\Pi : P_{K^2}(S, T) \rightarrow \mathbf{R}^V$ sending a metric l to its discrete curvature k .

The following question concerning the metric-curvature relationships may have an affirmative answer.

Problem 5.1. *Suppose (S, T) is a closed triangulated surface. Let $\Pi : P_{K^2}(S, T) \rightarrow \mathbf{R}^V$ be the curvature map and $p \in \mathbf{R}^V$.*

(a) *For $K^2 = \mathbf{E}^2$ or \mathbf{H}^2 , the space $\Pi^{-1}(p)$ is either the empty set or a smooth manifold diffeomorphic to $\mathbf{R}^{|E|-|V|}$.*

(b) *For $K^2 = \mathbf{S}^2$, the space $\Pi^{-1}(p)$ is either the empty set or a smooth manifold diffeomorphic to $\mathbf{R}^{|E|-|V|+\mu}$ where μ is the dimension of the group of conformal automorphisms of a spherical polyhedral metric $l \in \Pi^{-1}(p)$.*

Given a spherical polyhedral metric l on (S, T) , let V' be the set of all vertices so that the discrete curvatures at the vertices are zero. The number μ above is the dimension of the group of all conformal automorphisms of the Riemann surface $S - V'$ where the conformal structure is induced by l . In particular, if the Euler characteristic of $S - V'$ is negative, then $\mu = 0$.

Using the work of Rivin [Ri] and Leibon [Le], we will prove in proposition 10.1 that the curvature maps $\Pi : P_{\mathbf{H}^2}(S, T) \rightarrow \mathbf{R}^V$ and $\Pi : P_{\mathbf{E}^2}(S, T) \rightarrow \mathbf{R}^{|V|-1}$ are submersions. In particular, the preimage $\Pi^{-1}(p)$ is either empty or a smooth manifold of dimension $|E| - |V|$. A more detailed discussion of problem 5.1 can be found in subsection 10.1.

5.3. Hyperbolic metric with geodesic boundary

Hyperbolic metrics on ideal triangulated surfaces are related to the Teichmüller theory of surfaces with boundary. Here one replaces hyperbolic triangles by the colored hyperbolic right-angle hexagons. The geometric realization of a colored hexagon is based on the following well known lemma.

Lemma 5.1. (see [Bu], [IT]) *For any $l_1, l_2, l_3 \in \mathbf{R}_{>0}$, there exists a unique colored hyperbolic right-angled hexagon whose three pairwise non-adjacent red edges have lengths l_1, l_2, l_3 .*

Given an ideal triangulated surface (S, T) with $E = T^{(1)}$ and a function $l : E \rightarrow \mathbf{R}_{>0}$, one uses lemma 5.1 to produce a hyperbolic metric with totally geodesic boundary on S having l as the edge length function. This metric is constructed by making each 2-cell H in $T^{(2)}$ with edges e_i, e_j, e_k a colored hyperbolic right-angled hexagon with red edge lengths $l(e_i), l(e_j), l(e_k)$. Conversely, each hyperbolic metric with geodesic boundary on S is isometric to one constructed above. Thus, the

Teichmüller space of all hyperbolic metrics with geodesic boundary on S , denoted by $Teich(S)$, can be identified with the space $\mathbf{R}_{>0}^E$ by the edge length parameterization $l : E \rightarrow \mathbf{R}_{>0}$. See [Us]. The corresponding prescribing curvature problem (i.e., problem 5.1) becomes hyperbolic metrics with given boundary lengths. Due to the work of Fenchel-Nielsen (see [IT]), the space of all hyperbolic metrics with given boundary lengths is known to be diffeomorphic to $\mathbf{R}^{|E|-r}$ where r is the number of boundary components of S . In [Lu2], a new parametrization of it was produced and a different proof of it was given. This gives an evidence to the affirmative solution of problem 5.1.

§6. Rigidity and Local Rigidity of Polyhedral Surfaces

We use the convex or concave energy functions in theorems 3.2 and 3.4 to prove a collection of rigidity theorems for polyhedral surfaces.

The main technical tool is the following well known fact from analysis.

Lemma 6.1. *Suppose $\Omega \subset \mathbf{R}^n$ is an open convex set and $W : \Omega \rightarrow \mathbf{R}^n$ is a smooth locally strictly convex function. Then the gradient $\nabla W : \Omega \rightarrow \mathbf{R}^n$ is a smooth embedding. If Ω is only assumed to be open in \mathbf{R}^n , then $\nabla W : \Omega \rightarrow \mathbf{R}^n$ is a local diffeomorphism.*

6.1. The main rigidity result

Suppose (S, T, l) is a K^2 polyhedral surface where $K^2 = \mathbf{E}^2, \mathbf{S}^2$ or \mathbf{H}^2 and E is the set of all edges in T . Recall that the space of all equivalence classes of K^2 polyhedral metrics on (S, T) , parameterized by the edge length functions, is the open convex polytope $P_{K^2}(S, T) \subset \mathbf{R}^E$. Define three maps $\Phi_\lambda, \Psi_\lambda$ and K_λ on $P_{K^2}(S, T)$ as follows. The map $\Phi_\lambda : P_{K^2}(S, T) \rightarrow \mathbf{R}^E$ sends a metric to its ϕ_λ edge invariant defined by (1.1). The map $\Psi_\lambda : P_{K^2}(S, T) \rightarrow \mathbf{R}^E$ sends the metric l to its ψ_λ edge invariant defined by (1.2). The map $K_\lambda : P_{K^2}(S, T) \rightarrow \mathbf{R}^V$ sends a polyhedral metric l to its k_λ discrete curvature defined by (1.3).

Let $\mathbf{R}_{>0}$ act on \mathbf{R}^E by multiplication. Then $P_{E^2}(S, T) \subset \mathbf{R}^E$ is invariant under the action. The orbit space, denoted by $P_{E^2}(S, T)/\mathbf{R}_{>0}$, is the set of all Euclidean polyhedral metrics on (S, T) modulo scaling. By definition, all maps $\Phi_\lambda, \Psi_\lambda$ and K_λ defined on $P_{E^2}(S, T)$ are homogeneous of degree 0 with respect to this action, i.e., they satisfy the equation $\phi(kx) = \phi(x)$ for all $k \in \mathbf{R}_{>0}$. We use the same notations $\Phi_\lambda, \Psi_\lambda$ and K_λ to denote the induced maps from $P_{E^2}(S, T)/\mathbf{R}_{>0}$ to \mathbf{R}^E or to \mathbf{R}^V . We use $CP_{K^2}(S, T)$ to denote the space of all K^2 circle packing metrics on (S, T) for $K^2 = \mathbf{E}^2, \mathbf{H}^2$ or \mathbf{S}^2 . The space of all Euclidean circle packing metrics modulo scaling is denoted by $CP_{E^2}(S, T)/\mathbf{R}_{>0}$. The curvature map K_λ is well defined on $CP_{E^2}(S, T)/\mathbf{R}_{>0}$.

Theorem 6.2. *Suppose (S, T) is a triangulated closed surface and $\lambda \in \mathbf{R}$.*

(a) *The map $\Phi_\lambda : P_{S^2}(S, T) \rightarrow \mathbf{R}^E$ is a local diffeomorphism. It is a smooth embedding if $\lambda \geq 0$ or $\lambda \leq -1$.*

(b) *The map $\Phi_\lambda : P_{E^2}(S, T)/\mathbf{R}_{>0} \rightarrow \mathbf{R}^E$ is an immersion.*

(c) *If $\lambda \leq -1$, then $\Phi_\lambda : P_{E^2}(S, T)/\mathbf{R}_{>0} \rightarrow \mathbf{R}^E$ is a smooth embedding.*

(d) *For any $\lambda \in \mathbf{R}$, $K_\lambda : CP_{H^2}(S, T) \rightarrow \mathbf{R}^V$ is a smooth embedding.*

(e) *For any $\lambda \in \mathbf{R}$, $K_\lambda : CP_{E^2}(S, T)/\mathbf{R}_{>0} \rightarrow \mathbf{R}^V$ is a smooth embedding.*

(f) *The map $\Psi_\lambda : P_{H^2}(S, T) \rightarrow \mathbf{R}^E$ is a local diffeomorphism. If $\lambda \leq -1$ or $\lambda \geq 0$, it is a smooth embedding.*

We remark that for $\lambda = 0$, theorem 6.2 (d), (e), (f) and (a) were first proved by Thurston [Th], Leibon [Le] and [Lu2]. Whether parts (a), (c), (f) hold for all $\lambda \in (-1, 0)$ is a very interesting question. Theorem 6.2(c) does not cover the rigidity result of Rivin.

Let $E = \{e_1, \dots, e_n\}$ be the set of all edges in the triangulation T . If $f : E \rightarrow X$, then f_i denotes $f(e_i)$.

6.2. Proof of theorem 6.2(a)

Let $h(t) = \int_{\pi/2}^t \sin^{-\lambda-1}(x)dx$ for $t \in (0, \pi)$. Then $h'(t) > 0$ on $(0, \pi)$ and $h(t)$ is strictly increasing. Given an edge length function $l : E \rightarrow (0, \pi)$ of an \mathbf{S}^2 polyhedral metric with $l_i = l(e_i)$, define $u : E \rightarrow \mathbf{R}$ to be $u_i = h(l_i)$ and write $u = (u_1, \dots, u_n)$. Then the map $u = u(l) : P_{\mathbf{S}^2}(S, T) \rightarrow \mathbf{R}^E$ is a smooth embedding. Let $\Omega = u(P_{\mathbf{S}^2}(S, T))$ which is open in \mathbf{R}^E . Recall from theorem 3.2 that if l_i, l_j, l_k are the edge lengths of a spherical triangle with opposite angles $\theta_i, \theta_j, \theta_k$, then the differential 1-form

$$w_\lambda = \int_{\pi/2}^{\theta_i} \sin^\lambda(t) dt du_i + \int_{\pi/2}^{\theta_j} \sin^\lambda(t) dt du_j + \int_{\pi/2}^{\theta_k} \sin^\lambda(t) dt du_k$$

is closed and its integration $F(u_i, u_j, u_k) = \int_{(\pi/2, \pi/2, \pi/2)}^{(u_i, u_j, u_k)} w_\lambda$ is a locally strictly convex function in (u_i, u_j, u_k) . Define an energy function $W : \Omega \rightarrow \mathbf{R}$ by

$$W(u) = \sum_{\{e_a, e_b, e_c\} \in T^{(2)}} F(u_a, u_b, u_c)$$

where the sum is over all triangles $\{e_a, e_b, e_c\}$ in the triangulation T with edges e_a, e_b, e_c . By the construction, W is locally strictly convex and

$$\frac{\partial W}{\partial u_i} = \int_{\pi/2}^{\alpha} \sin^\lambda(t) dt + \int_{\pi/2}^{\beta} \sin^\lambda(t) dt$$

where α, β are the angles facing the edge e_i , i.e.,

$$\nabla W = (\phi_\lambda(e_1), \dots, \phi_\lambda(e_n)).$$

By lemma 6.1 applied to W on Ω , the first part of theorem 6.2(a) follows.

To prove the global rigidity for $\lambda \leq -1$, by lemma 6.1, it suffices to prove that Ω is convex. The convexity of Ω follows from proposition 4.2(c). Indeed, since $-\lambda - 1 \geq 0$, by proposition 4.2(c), for the map $h(t) = \int_{\pi/2}^t \sin^{-\lambda-1}(s)ds$, the image of $\mathbf{S}^2(l, 3) = \{(l_1, l_2, l_3) | l_i + l_j > l_k, l_1 + l_2 + l_3 < 2\pi, \{i, j, k\} = \{1, 2, 3\}\}$ under $u = u(l)$ is an open convex set X in \mathbf{R}^3 . Be definition, Ω is the intersection of the open convex set $X^{T^{(2)}} \subset \mathbf{R}^{3|T^{(3)}|}$ with affine subspaces. (Each of the affine subspace is of the form $x_i = x_j$ in the Euclidean space.) It follows that Ω is convex in the case of $\lambda \leq -1$.

In the case of $\lambda \geq 0$, to prove that Φ_λ is an embedding, we need to use the Legendre transform of the energy function and the notion of angle structures. The proof is longer and more complicated. We defer the proof to subsection 6.10 so that it will coincide with the same method of the proof for part (f) with $\lambda \geq 0$.

6.3. A proof of theorem 6.2(b)

For a \mathbf{E}^2 polyhedral metric $l : E \rightarrow \mathbf{R}_{>0}$, let $u_i = h(l_i)$ where $u_i = -\frac{1}{\lambda} l_i^{-\lambda}$ if $\lambda \neq 0$ and $u_i = \ln(l_i)$ if $\lambda = 0$. The space of all \mathbf{E}^2 polyhedral metrics on (S, T) , parameterized by the edge length function, is an open convex polytope $P_{E^2}(S, T)$ in $\mathbf{R}_{>0}^E$. The map $u = u(l)$ sends $P_{E^2}(S, T)$ onto an open set $\Omega \subset \mathbf{R}^E$. Since $h(\mu l_i) = \mu^{-\lambda} h(l_i)$ for $\lambda \neq 0$ and $h(\mu l_i) = h(l_i) + \ln(\mu)$ for $\lambda = 0$, the space Ω has the following property. If $\lambda \neq 0$, then for any positive number $c \in \mathbf{R}_{>0}$, $c\Omega = \{cx | x \in \Omega\} = \Omega$. If $\lambda = 0$, then for any $c \in \mathbf{R}$, $\Omega + c(1, 1, \dots, 1) = \{x + c(1, 1, \dots, 1) | x \in \Omega\} = \Omega$. It follows that the space $P_{E^2}(S, T)/\mathbf{R}_{>0}$ of all Euclidean polyhedral metrics modulo scaling is homeomorphic, under the map $u = u(l)$, to the set $\Omega \cap P_\lambda$ where $P_\lambda = \{u = (u_1, \dots, u_n) \in \mathbf{R}^E | \sum_{i=1}^n u_i = -\lambda\}$.

By theorem 3.2(a), if l_i, l_j, l_k are the edge lengths of a Euclidean triangle with corresponding angles $\theta_i, \theta_j, \theta_k$, then the differential 1-form

$$\omega_\lambda = \int_{\pi/2}^{\theta_i} \sin^\lambda(t) dt du_i + \int_{\pi/2}^{\theta_j} \sin^\lambda(t) dt du_j + \int_{\pi/2}^{\theta_k} \sin^\lambda(t) dt du_k$$

is closed and its integration $F(u_i, u_j, u_k) = \int_{(\pi/2, \pi/2, \pi/2)}^{(u_i, u_j, u_k)} \omega_\lambda$ is a locally convex function whose Hessian has null space generated by (u_i, u_j, u_k) if $\lambda \neq 0$ and by $(1, 1, 1)$ if $\lambda = 0$.

Now for $u = (u_1, \dots, u_n) \in \Omega$, define the energy function

$$W(u) = \sum_{\{e_a, e_b, e_c\} \in T^{(2)}} F(u_a, u_b, u_c)$$

where the sum is over all triangles $\{e_a, e_b, e_c\}$ in T with edges e_a, e_b, e_c . By the construction, the function $W : \Omega \rightarrow \mathbf{R}$ is locally convex whose gradient ∇W is the ϕ_λ edge invariant. To establish theorem 6.2(b), it suffices to prove that the map ∇W restricted to $\Omega \cap P_\lambda$ is locally injective.

Lemma 6.3. *The restriction map $W| : \Omega \cap P_\lambda \rightarrow \mathbf{R}$ is locally strictly convex. In particular, the associate gradient map $\nabla(W|) : \Omega \cap P_\lambda \rightarrow P_0 = \mathbf{R}^{n-1}$ is a local diffeomorphism.*

Proof. Let $A : \mathbf{R}^n \rightarrow P_0$ be the orthogonal projection. Then by definition, $\nabla(W|) = A(\nabla(W)|)$ on the subspace $\Omega \cap P_\lambda$. Furthermore, the restriction of the Hessian $H(W)$ to $P_0 \times P_0$ is the Hessian matrix $H(W|)$ of $W|$. Thus it suffices to show that the null space of the Hessian $\text{Hess}(W)$ at a point u is transverse to the plane P_0 . To see this, take a vector $v = (v_1, \dots, v_n) \in \mathbf{R}^n$ so that

$$v \text{Hess}(W)|_u v^t = 0$$

where v^t is the transpose of the row vector v . By definition of the function W , the above is equivalent to

$$\sum_{\{e_a, e_b, e_c\} \in T^{(2)}} (v_a, v_b, v_c) \text{Hess}(F)|_{(u_a, u_b, u_c)} (v_a, v_b, v_c)^t = 0.$$

Each term in the summation is non-negative due to convexity of F . It follows that

$$(v_a, v_b, v_c) \text{Hess}(F)|_{(u_a, u_b, u_c)} (v_a, v_b, v_c)^t = 0.$$

By corollary 3.3, there is a constant $C_{\{a,b,c\}}$ depending only on the triangle $\{e_a, e_b, e_c\}$ so that if $\lambda \neq 0$,

$$(6.1) \quad (v_a, v_b, v_c) = C_{\{a,b,c\}}(u_a, u_b, u_c)$$

and if $\lambda = 0$,

$$(6.2) \quad (v_a, v_b, v_c) = C_{\{a,b,c\}}(1, 1, 1).$$

Since the surface is assumed to be connected, by comparing above equations (6.1) (or (6.2)) at two triangles sharing the same edge and that $u_i \neq 0$ when $\lambda \neq 0$, we conclude that $C_{\{a,b,c\}}$ is a constant independent of the choice of the triangles. Thus there is a constant $C \in \mathbf{R}$ so that $v = Cu$ if $\lambda \neq 0$ or $v = C(1, 1, \dots, 1)$ if $\lambda = 0$. This vector v is not in the subspace P_0 unless $v = 0$. This shows that $W| : \Omega \cap P_\lambda \rightarrow \mathbf{R}$ is locally strictly convex. QED

By lemmas 6.1 and 6.2, it follows that the composition $A(\nabla(W)) : \Omega \cap P_\lambda \rightarrow \mathbf{R}^{n-1}$ is a local diffeomorphism. Thus $\nabla(W)| : \Omega \cap P_\lambda \rightarrow \mathbf{R}^n$ is locally injective. This proves theorem 6.2(b).

6.4. A proof of theorem 6.2(c)

To prove part (c), it suffices to show that if $\lambda \leq -1$, then the open set Ω is convex in \mathbf{R}^E . Then theorem 6.2(c) follows from lemma 6.1.

Let X be the image of $E^2(l, 3) = \{(l_1, l_2, l_3) | l_i + l_j > l_k \text{ for } \{i, j, k\} = \{1, 2, 3\}\}$ under the map $u = (u_1, u_2, u_3)$ where $u_i = -\frac{1}{\lambda} l_i^{-\lambda}$. By proposition 4.2(a), X is open convex in \mathbf{R}^3 . By definition, the open set Ω is the intersection of $X^{T(2)}$ with some affine spaces. It follows that for $\lambda \leq -1$, Ω is convex. Thus theorem 6.2(c) holds.

6.5. A proof of theorem 6.2(d)

The proof is straight forward due to the strictly convexity of the energy functional in theorem 3.4(b) (by replacing λ by $-\lambda$). Namely, given a hyperbolic triangle of edge lengths $l_k = r_i + r_j$, $\{i, j, k\} = \{1, 2, 3\}$, and opposite angles θ_k , the differential 1-form

$$\eta_\lambda = \sum_{i=1}^3 \int_{\pi/2}^{\theta_i} \tan^\lambda(t/2) dt du_i$$

is closed where $u_i = \int_1^{r_i} \sinh^{\lambda-1}(t) dt$. Furthermore, the integration $F(u_1, u_2, u_3) = \int^u \eta_\lambda$ is locally strictly concave in $u = (u_1, u_2, u_3)$. By definition, we have

$$\frac{\partial F}{\partial u_i} = \int_{\pi/2}^{\theta_i} \tan^\lambda(t) dt.$$

Let $V = \{v_1, \dots, v_m\}$ be the set of all vertices in the triangulation. For a hyperbolic circle packing metric $r : V \rightarrow \mathbf{R}_{>0}$, define $u = u(r) : V \rightarrow \mathbf{R}$ by $u_i = h(r_i)$ where $h(x) = \int_1^x \sinh^{\lambda-1}(t) dt$. The image of $\mathbf{R}_{>0}^V$ under the map $u = u(r)$ is the open cube I^V where $I = h(\mathbf{R}_{>0})$. Define a smooth function W on I^V by

$$(6.3) \quad W(u_1, \dots, u_m) = \sum_{\{v_a, v_b, v_c\} \in F(2)} F(u_a, u_b, u_c)$$

where the sum is over all triangles with vertices v_a, v_b, v_c .

By the construction, W is locally strictly convex in the open convex set I^V and its gradient is the λ -th discrete curvature k_λ .

Thus theorem 6.2(d) follows from lemma 6.1 applied to the energy function W .

6.6. Remark. For $\lambda = 0$, the above proof was first given by Colin de Verdiere [CV1]. Our proof uses exactly the same method pioneered by him.

6.7. A proof of theorem 6.2(e)

The proof of part(e) is essentially the same as that of parts (b),(c). We sketch the main steps. First, by theorem 3.4(a) (by replacing λ by $-\lambda$), the integration $F(u) = \int^u \eta$ of the closed 1-form

$$\eta = \sum_{i=1}^3 \int_0^{\theta_i} \tan^\lambda(t/2) dt du_i$$

is locally convex where $u_i = \frac{1}{\lambda} r_i^\lambda$ for $\lambda \neq 0$ and $u_i = \ln r_i$ for $\lambda = 0$. Furthermore, by corollary 3.5, the null space of the Hessian of $F(u)$ at a point u is generated by u if $\lambda \neq 0$ and by $(1, 1, 1)$ if $\lambda = 0$. Now for a Euclidean circle packing metric $r : V \rightarrow \mathbf{R}_{>0}$, define a new function $u : V \rightarrow \mathbf{R}$ by $u_i = h(r_i)$ where $h(t) = \frac{1}{\lambda} t^\lambda$ for $\lambda \neq 0$ and $h(t) = \ln(t)$ for $\lambda = 0$. We write $u = (u_1(r), \dots, u_m(r)) \in \mathbf{R}^E$. The image of $\mathbf{R}_{>0}^V$ under $u = u(r)$ is an open convex cube I^V where $I = h(\mathbf{R}_{>0})$. Define a function W on I^V by the same formula (6.3). Then this function W is concave with gradient ∇W equal to the λ -th discrete curvature. The space $CP_{E^2}(S, T)/\mathbf{R}_{>0}$ of all circle packing metrics modulo scaling is homeomorphic to $I^V \cap P_\lambda$ where $P_\lambda = \{(u_1, \dots, u_m) \in \mathbf{R} \mid \sum_{i=1}^k u_i = \lambda\}$ under $u = u(l)$. Now due to corollary 3.5 and by the same argument as the one used in the proof of part 6.2(b), the function $W| : I^V \cap P_\lambda \rightarrow \mathbf{R}$ is strictly concave. Thus by the convexity of $I^V \cap P_\lambda$, the map $\nabla W| : I^V \cap P_\lambda \rightarrow \mathbf{R}^V$ is an embedding.

6.8. A proof theorem 6.2(f) when $\lambda \leq -1$

Take the Legendre transformation of the integration of the 1-form in theorem 3.4(d) (replacing λ by $-\lambda - 1$). We obtain a locally strictly convex function $F(u)$ defined as follows. For a hyperbolic triangle of edge lengths l_i, l_j, l_k and opposite angles $\theta_i = r_j + r_k$, the differential 1-form

$$\eta_\lambda^* = \sum_{i=1}^3 \int_0^{r_i} \cos^\lambda(t) dt du_i$$

is closed where $u_i = \int_1^{l_i} \coth^{\lambda+1}(t/2) dt$. The integration $F(u_1, u_2, u_3) = \int_{(0,0,0)}^{(u_1, u_2, u_3)} \eta_\lambda^*$ is locally strictly convex in u by theorem 3.4(d). Furthermore, by the construction,

$$\frac{\partial F(u)}{\partial u_i} = \int_0^{r_i} \cos^\lambda(t) dt.$$

For each hyperbolic metric $l : E \rightarrow \mathbf{R}_{>0}$, define $u = (u_1, \dots, u_n)$ by $u_i = h(l_i)$ where $h(t) = \int_1^t \coth^{\lambda+1}(s/2) ds$. Let $\Omega \subset \mathbf{R}_{>0}^E$ be the image of $P_{\mathbf{H}^2}(S, T)$ under the map $u = u(l)$. Define an energy function $W(u) : \Omega \rightarrow \mathbf{R}$ by the formula

$$W(u_1, \dots, u_n) = \sum_{\{e_a, e_b, e_c\} \in T^{(2)}} F(u_a, u_b, u_c)$$

where the sum is over all triangles with edges e_a , e_b and e_c .

By the construction, the function $W : \Omega \rightarrow \mathbf{R}$ is locally strictly convex so that

$$\frac{\partial W}{\partial u_i} = \psi_\lambda(e_i)$$

i.e., ∇W is the ψ_λ edge invariant. By lemma 6.1 and the fact that Ω is open, $\nabla W : \Omega \rightarrow \mathbf{R}^E$ is locally injective. It follows that a hyperbolic metric is locally determined by its ψ_λ edge invariant. For $\lambda \leq -1$, the open set Ω is convex in \mathbf{R}^E . Indeed, by the same argument as in subsection 6.2, the convexity of Ω follows from the convexity of $X = \{(u_1, u_2, u_3) | u_i = h(l_i), l_i + l_j > l_k\}$ for $\lambda \leq -1$ in proposition 4.2(a). Thus by lemma 6.1, if $\lambda \leq -1$, $\nabla W : \Omega \rightarrow \mathbf{R}^E$ is a smooth embedding.

6.9. A proof of theorem 6.2(a) in the case $\lambda \geq 0$

To prove that the map $\Phi_\lambda : P_{\mathbf{S}^2}(S, T) \rightarrow \mathbf{R}^E$ is an embedding for $\lambda \geq 0$, since Φ_λ is known to be a local diffeomorphism, it suffices to prove that Φ_λ is injective.

Recall that the space of all spherical triangles parameterized by its inner angles is $\mathbf{S}^2(\theta, 3) = \{(\theta_1, \theta_2, \theta_3) | \theta_1 + \theta_2 + \theta_3 > \pi, \theta_i + \theta_j < \theta_k + \pi, \{i, j, k\} = \{1, 2, 3\}\}$. Let $h(t) = \int_{\pi/2}^t \sin^\lambda(s) ds$ and $u_i = h(\theta_i)$ for $i = 1, 2, 3$. Then by proposition 4.2(d) and $\lambda \geq 0$, the image of $\mathbf{S}^2(\theta, 3)$ under the map $(u_1, u_2, u_3) = (u_1(\theta_1), u_2(\theta_2), u_3(\theta_3))$ is an open convex set X in \mathbf{R}^3 . By taking the Legendre transform of the closed 1-form w_λ in theorem 3.2(b), we obtain a closed 1-form

$$w = \sum_{i=1}^3 \left(\int_{\pi/2}^{l_i} \sin^{-\lambda-1}(s) ds \right) du_i$$

so that the integration $F(u) = \int_0^u w$ is a locally strictly convex function in u defined on X . Furthermore, by definition,

$$(6.4) \quad \frac{\partial F}{\partial u_i} = \int_{\pi/2}^{l_i} \sin^{-\lambda-1}(s) ds$$

Let $C(S, T)$ be the set of all corners in the triangulated surface (S, T) (see §5.1). A λ -angle structure on (S, T) is a map $u : C(S, T) \rightarrow \mathbf{R}$ so that if c_1, c_2, c_3 are three corners of a triangle in $T^{(2)}$ then $(u(c_1), u(c_2), u(c_3)) \in X$. Geometrically, a λ -angle structure can be identified with the realization of each 2-cell in $T^{(2)}$ by a spherical triangle. However, these spherical triangles may not have the same edge lengths at each edge of $T^{(1)}$. A λ -angle structure u is called *geometric* if the lengths of each edge in $T^{(1)}$ are the same in the two spherical triangles adjacent to it. This is the same as the following condition. There is a spherical polyhedral metric l on (S, T) so that $u(c) = \int_{\pi/2}^\theta \sin^{-\lambda-1}(s) ds$ where θ is the inner angle at the corner c in the metric l .

The *edge invariant* of a λ -angle structure u is the map from the set of all edges E to \mathbf{R} sending an edge e to $u(c) + u(c')$ where c, c' are the corners facing the edge e . By definition, the ϕ_λ invariant is the edge invariant of the λ -angle structure associated to the spherical polyhedral metric.

Let A be the space of all λ -angle structures on (S, T) . The space A is an open convex subset of $\mathbf{R}^{C(S, T)}$ affine homeomorphic to $X^{T^{(2)}}$. Fix a map $\phi : E \rightarrow \mathbf{R}$. Let $A(\phi)$ be the subspace of A consisting of λ -angle structures whose edge invariants are ϕ . By definition, $A(\phi)$ is convex.

Claim 6.4. *For any $\phi : E \rightarrow \mathbf{R}$, there is at most one geometric λ -angle structure in $A(\phi)$.*

As a consequence, the map $\Phi_\lambda : P_{\mathbf{S}^2}(S, T) \rightarrow \mathbf{R}^E$ is injective.

To see the claim, let us label the set of all corners $C(S, T)$ by $\{c_1, \dots, c_p\}$. The value of a λ -angle structure u at c_i is denoted by u_i . Define a function $W : A \rightarrow \mathbf{R}$ by

$$W(u) = \sum_{\{i,j,k\} \in T^{(2)}} F(u_i, u_j, u_k)$$

where the sum is over all triangles $\{i, j, k\}$ with three corners c_i, c_j, c_k . By definition and the basic property of F , the function W is strictly locally convex defined on the convex set A . Thus its restriction $W| : A(\phi) \rightarrow \mathbf{R}$ is again a strictly locally convex function defined on the convex set $A(\phi)$. In particular, the function $W|$ has at most one critical point in $A(\phi)$. On the other hand, the critical points of $W|$ are exactly the geometric λ -angle structures by the lemma below. Assuming this lemma, we see that the claim 6.4 follows.

Lemma 6.5. *The critical points of $W| : A(\phi) \rightarrow \mathbf{R}$ are exactly equal to the geometric λ -angle structures in $A(\phi)$.*

Proof. Suppose $u^* = (u_1^*, \dots, u_p^*)$ is a critical point of $W|$. By the Lagrangian multiplier's method, there exists a function $\alpha : E \rightarrow \mathbf{R}$ (the multiplier) so that

$$(6.5) \quad \frac{\partial W}{\partial u_i}(u^*) = \alpha(e)$$

when the i -th corner c_i is facing the edge e . By (6.4), equation (6.5) shows that

$$(6.6) \quad \int_{\pi/2}^l \sin^{-\lambda-1}(s) ds = \int_{\pi/2}^{l'} \sin^{-\lambda-1}(s) ds$$

where l and l' are the lengths of the edge e in the two spherical triangles adjacent to e . But (6.6) implies $l = l'$. Thus at the critical point u^* , we can glue all spherical triangles in the λ -angle structure isometrically to produce a spherical polyhedral metric, i.e., u^* is geometric.

Conversely, since the constraint equations $u(c) + u(c') = \phi(e)$ are linear equations, the critical points of $W|$ are identical to the solutions of equation (6.5). This shows that geometric λ -angle structures are critical points.

It follows that Φ_λ is injective when $\lambda \geq 0$.

The above proof follows the same strategy used by Rivin in [Ri] for characterization geometric structures among angles structures.

6.10. A proof of theorem 6.2(f) for $\lambda \geq 0$

The proof is essentially the same as that of theorem 6.2(a) when $\lambda \geq 0$ in subsection 6.9. We replace the space $\mathbf{S}^2(\theta, 3)$ by $\mathbf{H}^2(r + r' = \theta, 3)$, replace the energy function by $F(u) = -\int_0^u \sum_{i=1}^3 (\int_1^{r_i} \tanh^{-\lambda-1}(s/2) ds) du_i$ where $u_i = \int_1^{r_i} \cos^\lambda(s) ds$ in theorem 3.4(e) (by replacing λ by $\lambda - 1$). By proposition 4.2(b), the image X of $\mathbf{H}^2(r + r' = \theta, 3)$ under the map $u = (u_1, u_2, u_3)$ where $u_i = \int_1^{r_i} \cos^\lambda(s) ds$ is open convex in \mathbf{R}^3 for $\lambda \geq 0$. We use the same definition of angle

structures as in subsection 6.9 and the edge invariant in the same way. Then due to the convexity of X and strictly locally convexity of F , the same claim 6.4 still holds in this case. Thus the map Ψ_λ is injective when $\lambda \geq 0$.

§7. Parameterizations of the Teichmüller Space of a Surface with Boundary

Suppose S is a compact surface with negative Euler characteristic and non-empty boundary. For each $\lambda \in \mathbf{R}$, we produce a parameterization ψ_λ of the Teichmüller space of the surface S in this section. In the case $\lambda = 0$, this parameterization was first found in [Lu2].

Suppose T is an ideal triangulation of S . Let $E = \{e_1, \dots, e_m\}$ be the set of all edges in T . If $f : E \rightarrow X$ is a function, we use f_i to denote $f(e_i)$. By [Us] or the discussion in section 5, equivalent classes of hyperbolic metrics with geodesic boundary on S are in one-one correspondence with the edge length functions $l : E \rightarrow \mathbf{R}_{>0}$. We identify the Teichmüller space $Teich(S)$ with $\mathbf{R}_{>0}^E$ by the edge length function.

Let $g_\lambda(x) = \int_0^x \cosh^\lambda(t) dt$. For a hyperbolic metric l on S , recall that the ψ_λ -edge invariant of the metric, $\psi_\lambda : E \rightarrow \mathbf{R}$, is defined to be

$$(7.1) \quad \psi_\lambda(e) = g_\lambda\left(\frac{b+c-a}{2}\right) + g_\lambda\left(\frac{b'+c'-a'}{2}\right)$$

where b, c, b', c' are the lengths of the B-arcs adjacent to the edge e and a, a' are the lengths of the B-arcs facing the edge e . See figure 1.1 (b). Denote $\Psi_\lambda : \mathbf{R}_{>0}^E \rightarrow \mathbf{R}^E$ the map sending a metric l to its ψ_λ edge invariant.

Theorem 7.1. *Suppose (S, T) is an ideal triangulated surface. For any $\lambda \in \mathbf{R}$, the map $\Psi_\lambda : Teich(S) \rightarrow \mathbf{R}^E$ is a smooth embedding.*

Given an ideal triangulated (or triangulated) surface (S, T) , an *edge cycle* is an edge loop in the 1-skeleton of the dual cellular decomposition of (S, T) . To be more precise, an edge cycle consists of edges $\{e_{i_1}, \dots, e_{i_r}\}$ in E and 2-cells $\{H_1, \dots, H_r\}$ in $T^{(2)}$ so that for all indices s , e_{i_s} and $e_{i_{s+1}}$ lie in the 2-cell H_i where $e_{i_{r+1}} = e_{i_1}$. Since in most of the cases, there is at most one 2-cell adjacent to two edges e, e' (except a degree two vertex), we will simply use $\{e_{i_1}, \dots, e_{i_r}\}$ to denote the edge cycle. It is understood that the 2-cells H_i are part of the definition of the edge cycle.

Theorem 7.2. *Let $\lambda \geq 0$. For an ideal triangulated surface (S, T) , $\Psi_\lambda(Teich(S)) = \{z \in \mathbf{R}^E \mid \text{for each edge cycle } \{e_{i_1}, \dots, e_{i_m}\}, \sum_{s=1}^m z(e_{i_s}) > 0\}$. Furthermore, the image $\Psi_\lambda(Teich(S))$ is an open convex polytope independent of the parameter $\lambda \geq 0$.*

For $\lambda < 0$, similar result has been established by Ren Guo [Gu1] (theorem 1.4). His proof also works for all λ and shows that $\Psi_\lambda(Teich(S))$ is an explicit bounded open convex polytope so that $\Psi_\lambda(Teich(S)) \subset \Psi_\mu(Teich(S))$ if $\lambda < \mu$.

7.1. *Remarks 1.* Theorem 7.2 was proved for $\lambda = 0$ in [Lu2].

2. Whether these new coordinates is related to the quantum Teichmüller space ([FC], [Ka], [BL], [Te]) is an interesting question.

3. An edge cycle $\{e_{i_1}, \dots, e_{i_m}\}$ is called *fundamental* if each edge appears at most twice. It is proved in [Lu2] that the convex set $\{z \in \mathbf{R}^E \mid \text{for each edge cycle } \{e_{i_1}, \dots, e_{i_m}\}, \sum_{s=1}^m z(e_{i_s}) > 0\}$ is

defined by a finite set of linear inequalities $\sum_{s=1}^m z(e_{i_s}) > 0$ where $\{e_{i_1}, \dots, e_{i_m}\}$ is a fundamental edge cycle. Thus, $\Psi_\lambda(\text{Teich}(S))$ is an open convex polytope in \mathbf{R}^E .

7.2. A proof of theorem 7.1

The proof of theorem 7.1 is a simple application of the strictly convexity of the energy functions introduced in §3. By theorem 3.4(f) (by replacing λ by $-\lambda - 1$) and Legendre transformation, for a colored hyperbolic right-angled hexagon of red edge lengths l_i, l_j, l_k and opposite black edge lengths $\theta_i, \theta_j, \theta_k$ where $\theta_i = r_j + r_k$, $i \neq j \neq k \neq i$, the following 1-form

$$\omega = \sum_{i=1}^3 \int_0^{r_i} \cosh^\lambda(t) dt d\left(\int_1^{l_i} \tanh^{\lambda+1}(t/2) dt\right)$$

is closed. Let $u_i = \int_1^{l_i} \tanh^{\lambda+1}(t/2) dt$ and $u = (u_1, u_2, u_3)$. Then

$$w = \sum_{i=1}^3 \int_0^{r_i} \cosh^\lambda(t) dt du_i,$$

and the integration $F(u) = \int_{(1,1,1)}^u w$ is strictly concave in $u \in I^3$ where $I = h(\mathbf{R}_{>0})$ and $h(x) = \int_1^x \tanh^{\lambda+1}(t/2) dt$. Furthermore, $\frac{\partial F}{\partial u_i} = \int_0^{r_i} \cosh^\lambda(t) dt$.

For a hyperbolic metric $l : E \rightarrow \mathbf{R}_{>0}$ on (S, T) , let $u : E \rightarrow \mathbf{R}$ be $u(e) = \int_1^{l(e)} \tanh^{\lambda+1}(t/2) dt$. Then the set of all possible values of u forms the open convex cube I^E . Define an energy function $W : I^E \rightarrow \mathbf{R}$ by

$$W(u) = \sum_{\{e_a, e_b, e_c\} \in T^{(2)}} F(u_a, u_b, u_c)$$

where $u_i = u(e_i)$ and the sum is over all hexagons with edges e_a, e_b, e_c . By definition, W is smooth and strictly concave in I^E . Furthermore, by the construction of F ,

$$\frac{\partial W}{\partial u_i} = \psi_\lambda(e_i)$$

i.e., $\nabla W = \Psi_\lambda$. By lemma 6.1 on gradient of strictly convex function, we conclude that the map $\nabla W : I^E \rightarrow \mathbf{R}^E$ is a smooth embedding. This proves theorem 7.1.

7.3. Degenerations of hyperbolic hexagons

Lemma 7.4. *Suppose a hyperbolic right-angled hexagon has three non-pairwise adjacent edge lengths l_1, l_2, l_3 and opposite edge lengths $\theta_1, \theta_2, \theta_3$ so that $\theta_i = r_j + r_k$, $\{i, j, k\} = \{1, 2, 3\}$. Then the following hold.*

(a) $\lim_{\theta_i \rightarrow 0} l_j(\theta_1, \theta_2, \theta_3) = \infty$ for $j \neq i$ so that the convergence is uniform in $\theta = (\theta_1, \theta_2, \theta_3)$. To be more precise, for any $M > 0$, there is $\epsilon > 0$, so that if $\theta_i < \epsilon$, then $l_j > M$ for all choices of θ_j, θ_k .

(b) $\lim_{l_i \rightarrow 0} |r_i(l_1, l_2, l_3)| = \infty$ so that the convergence is uniform in l , i.e., for any $M > 0$, there is $\epsilon > 0$ so that if $l_i < \epsilon$ then $|r_i| > M$ for all choices of l_j, l_k .

(c) Suppose a sequence of hexagons satisfies that $|r_1|, |r_2|, |r_3|$ are uniformly bounded. Then $\lim_{l_i \rightarrow \infty} \theta_j(l)\theta_k(l) = 0$ so that the convergence is uniform in l .

Proof. For (a), we use the cosine law that

$$\begin{aligned}\cosh(l_j) &= \frac{\cosh(\theta_j) + \cosh(\theta_i) \cosh(\theta_k)}{\sinh(\theta_i) \sinh(\theta_k)} \\ &\geq \frac{\cosh(\theta_i) \cosh(\theta_k)}{\sinh(\theta_i) \sinh(\theta_k)} \\ &\geq \coth(\theta_i).\end{aligned}$$

Since $\lim_{\theta_i \rightarrow 0} \coth(\theta_i) = \infty$, it follows from the above inequality that $\lim_{\theta_i \rightarrow 0} l_j = \infty$ and the convergence is uniform in θ .

For (b), we use the tangent law (2.10) for hexagons that

$$\begin{aligned}\tanh^2(l_i/2) &= \frac{\cosh(r_j) \cosh(r_k)}{\cosh(r_i) \cosh(r_i + r_j + r_k)} \\ &= \frac{1}{\cosh(r_i)(\cosh(r_i)(1 + \tanh(r_j) \tanh(r_k)) + \sinh(r_i)(\tanh(r_j) + \tanh(r_k)))} \\ &\geq \frac{1}{\cosh(r_i)(\cosh(r_i)(1 + 1) + |\sinh(r_i)|(1 + 1))} \\ &\geq \frac{1}{4 \cosh^2(r_i)}.\end{aligned}$$

It follows that $\cosh^2(r_i) \geq \frac{1}{4 \tanh^2(l_i/2)}$. Thus part (b) follows and the convergence is uniform in l .

For part (c), by the assumption that $|r_i|$'s are uniformly bounded, it follows that $\theta_i = r_j + r_k$ are uniformly bounded from above. Now the cosine law says that

$$\begin{aligned}\cosh(l_i) &= \frac{\cosh(\theta_i) + \cosh(\theta_j) \cosh(\theta_k)}{\sinh(\theta_j) \sinh(\theta_k)} \\ &\leq \frac{C}{\sinh(\theta_j) \sinh(\theta_k)}\end{aligned}$$

for some constant C . Thus $\sinh(\theta_j) \sinh(\theta_k) \leq \frac{C}{\cosh(l_i)}$. Since θ_j and θ_k are uniformly bounded from above, it follows that $\lim_{l_i \rightarrow \infty} \theta_j \theta_k = 0$ and the convergence is uniform in l . QED

7.4. A proof of theorem 7.2.

Let $\Psi_\lambda : \mathbf{R}_{>0}^E \rightarrow \mathbf{R}^E$ be the map sending a hyperbolic metric $l \in \mathbf{R}_{>0}^E$ to its ψ_λ edge invariant. Let Ω be the convex set $\{z \in \mathbf{R}^E \mid \text{whenever } e_{n_1}, \dots, e_{n_r} \text{ form an edge cycle, } \sum_{j=1}^r z(e_{n_j}) > 0\}$. First $\Psi_\lambda(\mathbf{R}_{>0}^E) \subset \Omega$. Indeed, fix a hyperbolic metric $l \in \mathbf{R}_{>0}^E$. For an edge cycle $\{e_{n_1}, \dots, e_{n_r}\}$, let a_j be the length of the B-arc adjacent to e_{n_j} and $e_{n_{j+1}}$ in the hexagon H_j containing both e_{n_j} and $e_{n_{j+1}}$. Denote the lengths of B-arcs in H_j facing e_{n_j} and $e_{n_{j+1}}$ by b_j and c_j . Then by definition, the contribution to $\sum_{j=1}^r \psi_\lambda(e_{n_j})$ from the B-arcs inside H_j is

$$(7.2) \quad \int_0^{\frac{a_j + b_j - c_j}{2}} \cosh^\lambda(t) dt + \int_0^{\frac{a_j + c_j - b_j}{2}} \cosh^\lambda(t) dt.$$

It is positive due to the following lemma.

Lemma 7.5. *For $a, b \in \mathbf{R}$, $\int_0^a \cosh^\lambda(t)dt + \int_0^b \cosh^\lambda(t)dt > 0$ if and only if $a + b > 0$.*

Indeed, the function $f(x) = \int_0^x \cosh^\lambda(t)dt$ is strictly increasing in x and f is odd, i.e., $f(-x) = -f(x)$. Thus if $a + b > 0$, i.e., $a > -b$, then $\int_0^a \cosh^\lambda(t)dt + \int_0^b \cosh^\lambda(t)dt > \int_0^{-b} \cosh^\lambda(t)dt + \int_0^b \cosh^\lambda(t)dt = 0$. Conversely, by the same argument, if $a + b < 0$, then $\int_0^a \cosh^\lambda(t)dt + \int_0^b \cosh^\lambda(t)dt < \int_0^{-b} \cosh^\lambda(t)dt + \int_0^b \cosh^\lambda(t)dt = 0$.

By (7.2) and lemma 7.5 with $a = \frac{1}{2}(a_j + b_j - c_j)$ and $b = \frac{1}{2}(a_j + c_j - b_j)$ so that $a + b > 0$, we see that (7.2) is positive. Thus the total sum $\sum_{j=1}^r \psi_\lambda(e_{n_j}) > 0$. This shows that $\Psi_\lambda(\mathbf{R}_{>0}^E) \subset \Omega$.

By theorem 7.1, $\Psi_\lambda(\mathbf{R}_{>0}^E)$ is open in Ω . We claim that $\Psi_\lambda(\mathbf{R}_{>0}^E)$ is also closed in Ω . Since Ω is connected, it follows that $\Psi_\lambda(\mathbf{R}_{>0}^E) = \Omega$.

To see the closeness, take a sequence $l^{(m)} \in \mathbf{R}_{>0}^E$ so that $\Psi_\lambda(l^{(m)})$ converges to a point $w \in \Omega$. We claim that $l^{(m)}$ contains a subsequence converging to a point $p \in \mathbf{R}_{>0}^E$. By taking subsequence, we may assume that $\lim_{m \rightarrow \infty} l^{(m)} = p \in [0, \infty]^E$ and the lengths of each B-arc in the metric $l^{(m)}$ converge in $[0, \pi]$. It remains to show that for each edge $e \in E$, $p(e) \in (0, \infty)$.

Suppose otherwise that there is an edge $e \in E$ so that $p(e) \in \{0, \infty\}$. We will derive a contradiction below.

Recall that the r -coordinate of a B-arc x is $\frac{1}{2}(\alpha + \beta - \gamma)$ where γ is the length of the B-arc x and α and β are the lengths of the other two B-arcs in the hexagon containing x . By definition, the edge invariant $\psi_\lambda(e)$ is $\int_0^u \cosh^\lambda(t)dt + \int_0^{u'} \cosh^\lambda(t)dt$ where u, u' are the r -coordinates of the B-arcs facing the edge e .

We claim,

Claim 7.6. *The r -coordinates $u(x)$ of each B-arc x in the metrics $l^{(m)}$ are bounded.*

If otherwise, say $|u(x)|$ tends to infinity in the metrics $l^{(m)}$ as m tends to infinity, we will derive a contradiction as follows. Let x' be the B-arc so that x, x' are both facing an edge e . By the assumption that $w \in \Omega$, $\psi_\lambda(e) = \int_0^{u(x)} \cosh^\lambda(t)dt + \int_0^{u(x')} \cosh^\lambda(t)dt$ is finite. Since $\lambda \geq 0$ implies $\int_0^\infty \cosh^\lambda(t)dt = \infty$, we must have $u(x')$ tends to infinity in the metrics $l^{(m)}$ so that $u(x)$ and $u(x')$ have the different signs. Say $u(x)$ tends to $-\infty$. Let r_1 and r_2 be the r -coordinates of the other two B-arcs in the hexagon H which contains x . Since $r_i + u(x) \geq 0$ for $i = 1, 2$ by the definition of r -coordinate, we obtain $\lim_{m \rightarrow \infty} r_i = \infty$ for $i = 1, 2$ in metrics $l^{(m)}$.

In summary, we obtain two rules governing the r -coordinates in the metrics $l^{(m)}$.

Rule I. If a B-arc has r -coordinate converging to $-\infty$, then the other two B-arcs in the same hexagon have r -coordinates converging to $+\infty$.

Rule II. If a and b are two different B-arcs facing an edge so that the r -coordinate of a converges to $\pm\infty$, then the r -coordinate of b converges to $\mp\infty$.

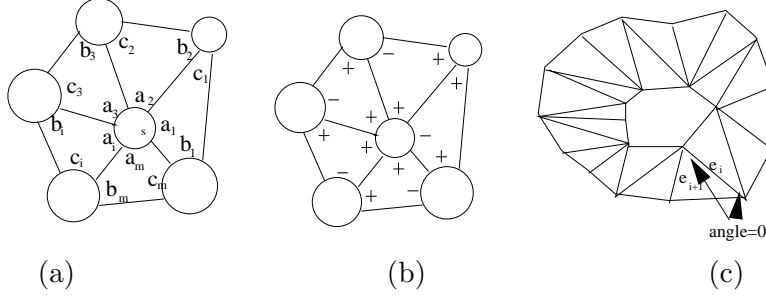


Figure 7.1

We claim that these two rules are contradicting to each other on an ideal triangulated surface (S, T) . Indeed, by the assumption that $u(x)$ is unbounded and rule II, we find a B-arcc, say x itself, whose r -coordinate converges to $-\infty$. Let s be the boundary component of the surface S which contains the B-arc x . Let us label the edges ending at s cyclically by, say, e_1, e_2, \dots, e_k and the hexagon containing e_i and e_{i+1} be H_i (with $e_{k+1} = e_1$). The r -coordinates of the B-arcs in H_i are denoted by a_i, b_i and c_i with $a_1 = u(x)$ so that

- (1) the B-arc of r -coordinate a_i is in the boundary component s and is adjacent to both e_i and e_{i+1} ,
- (2) the B-arc of r -coordinate b_i is facing the edge e_{i+1} ,
- (3) the B-arc of r -coordinate c_i is facing the edge e_i .

Then by the assumption, we have $\lim_{m \rightarrow \infty} a_1 = -\infty$. By rule I applied to H_1 , $\lim_{m \rightarrow \infty} b_1 = \lim_{m \rightarrow \infty} c_1 = \infty$. By rule II applied the two B-arcs b_1 and c_2 facing the edge e_2 , we have $\lim_{m \rightarrow \infty} c_2 = -\infty$. By rule I applied to hexagon H_2 , we have $\lim_{m \rightarrow \infty} a_2 = \lim_{m \rightarrow \infty} b_2 = \infty$. Inductively, we obtain, for $i = 2, \dots, k$, $\lim_{m \rightarrow \infty} a_i = \lim_{m \rightarrow \infty} b_i = \infty$ and $\lim_{m \rightarrow \infty} c_i = -\infty$. Finally, apply rule II to two B-arcs with r -coordinates c_1 and b_m facing e_1 we obtain a contradiction to rule II due to $\lim_{m \rightarrow \infty} c_1 = \infty$ and $\lim_{m \rightarrow \infty} b_m = \infty$. See figure 7.1(a), (b). This establishes claim 7.6.

By claim 7.6 and lemma 7.4(b), we see that $p(e) \in (0, \infty]$ for all edges e . Indeed, if an edge e has $p(e) = 0$, then by lemma 7.4(b), the r -coordinates of the B-arcs adjacent to e tends to infinity which is ruled out by claim 7.6 that r -coordinates are bounded.

It remains to show that $p(e) < \infty$ for all $e \in E$. Suppose otherwise that $p(e) = \infty$ for some $e \in E$. By the above claim, all r -coordinates of B-arcs in the metrics $l^{(m)}$ are uniformly bounded. Let H be a hexagon containing the edge e . By the assumption $\lim_{m \rightarrow \infty} l^{(m)}(e) = \infty$ and lemma 7.4 (c) applied to H , after taking a subsequence, the length of one of the B-arcs adjacent to e tends to 0. Say the B-arc is x . Then by lemma 7.4(a) applied to H with length of x tends to zero, the length of the other edge e' adjacent to x tends to infinity. Let H' be the hexagon adjacent to H along the edge e' . We can then apply the same argument to H' . In this way, we produce an edge cycle $\{e_1 = e, \dots, e_k\}$ so that

- (1) $\lim_{m \rightarrow \infty} l^{(m)}(e_i) = \infty$ for all i ,
- (2) e_i and e_{i+1} lie in a hexagon H_i so that $e_{k+1} = e_1$ for $i = 1, 2, \dots, k$,
- (3) the length $a_i^{(m)}$ of the B-arc a_i in H_i adjacent to e_i and e_{i+1} converges to 0 (in the metrics $l^{(m)}$),
- (4) the lengths of all B-arcs are bounded.

By definition, the sum of the ψ_λ edge invariant at e_1, \dots, e_k is

$$(7.3) \quad \sum_{i=1}^k \psi_\lambda(e_i) = \sum_{i=1}^k \left(\int_0^{\frac{a_i^{(m)} + b_i^{(m)} - b_{i+1}^{(m)}}{2}} \cosh^\lambda(t) dt + \int_0^{\frac{a_i^{(m)} + b_{i+1}^{(m)} - b_i^{(m)}}{2}} \cosh^\lambda(t) dt \right).$$

Since $\lim_{m \rightarrow \infty} a_i^{(m)} = 0$, $b_i^{(m)}$ bounded and $\cosh(-t) = \cosh(t)$, it follows that

$$\lim_{m \rightarrow \infty} \sum_{i=1}^k \psi_\lambda(e_i) = 0.$$

This contradicts the assumption that $w \in \Omega$. Thus we conclude that $\Psi_\lambda(\mathbf{R}_{>0}^E)$ is closed in Ω .

§8. The Moduli Spaces of Polyhedral Surfaces, I, Circle Packing Metrics

In Thurston's notes [Th], he gave a description of the spaces of all discrete curvatures k (and hence k_0) of Euclidean or hyperbolic circle packing metrics on a triangulated surface and showed that they are convex polytopes. (Also see [Ga], [MiR], [MaR], [CL]). The goal of this section is to give a description of the spaces of all k_λ curvatures when $\lambda \leq -1$.

Let (S, T) be a triangulated closed surface so that E and V are sets of all edges and vertices. Let $CP_{K^2}(S, T)$ be the space of all circle packing metrics on (S, T) in K^2 geometry where $K^2 = \mathbf{S}^2, \mathbf{E}^2$ or \mathbf{H}^2 . Recall that $K_\lambda : CP_{K^2}(S, T) \rightarrow \mathbf{R}^V$ sends a circle packing metric to its k_λ -th discrete curvature.

Theorem 8.1. *Suppose $\lambda \leq -1$.*

- (a) *The space $K_\lambda(CP_{E^2}(S, T))$ is a proper codimension-1 hypersurface in \mathbf{R}^V .*
- (b) *The space $K_\lambda(CP_{H^2}(S, T))$ is an open set bounded by $K_\lambda(CP_{E^2}(S, T))$ in \mathbf{R}^V .*

8.1. Degeneration of Euclidean and hyperbolic triangles

The following result on degeneration of triangles will be used to analysis the singularities appeared in the variational framework. Part of the lemma was proved already in [MaR] and [Th].

Lemma 8.2. (See also [Th], [MaR]). *Suppose a Euclidean or hyperbolic triangle has edge lengths l_1, l_2, l_3 and angles $\theta_1, \theta_2, \theta_3$ where θ_i is facing the edge of length l_i . Let $\{i, j, k\} = \{1, 2, 3\}$ and $l_i = r_j + r_k$.*

(a) *If the triangle is hyperbolic, then $\lim_{r_i \rightarrow \infty} \theta_i(r_1, r_2, r_3) = 0$ so that the convergence is uniform, i.e., for any $\epsilon > 0$, there is M so that when $r_i > M$, then $\theta_i(r_1, r_2, r_3) < \epsilon$ for all choices of r_j and r_k .*

(b) *If the triangle is hyperbolic and $l_i \rightarrow \infty$, then after taking a subsequence, one of l_j or l_k , say l_j , tends to ∞ , so that the angle θ_k between l_i -th and l_j -th edges tends to zero.*

(c) *Suppose $r_i \geq c$ for a fixed constant $c > 0$. Then $\lim_{r_j \rightarrow 0} \theta_i(r_1, r_2, r_3) = 0$ and the convergence is uniform, i.e., for any $\epsilon > 0$, there is $\delta = \delta(\epsilon, c) > 0$ so that for all (r_1, r_2, r_3) with $r_j < \delta$ and $r_i > c$, $\theta_i(r_1, r_2, r_3) < \epsilon$.*

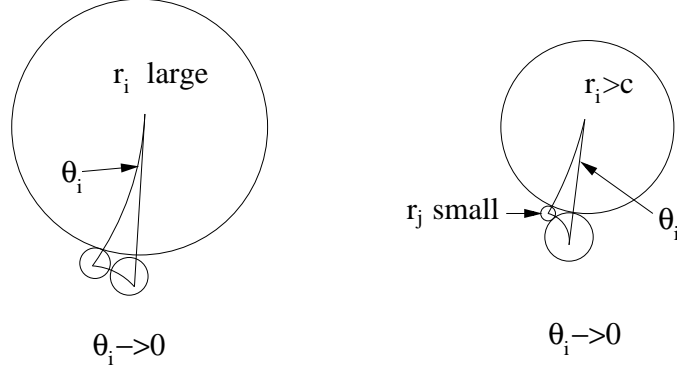


Figure 8.1

Proof. To see (a), recall the tangent law for hyperbolic triangle (2.10) says,

$$(8.1) \quad \tan^2(\theta_i/2) = \frac{\sinh(r_j) \sinh(r_k)}{\sinh(r_i) \sinh(r_1 + r_2 + r_3)}$$

Due to $\sinh(x + y) \geq 2 \sinh(x) \sinh(y)$ for $x, y > 0$, it follows from (8.1) that

$$\begin{aligned} \tan^2(\theta_i/2) &\leq \frac{\sinh(r_j) \sinh(r_k)}{\sinh(r_i) \sinh(r_j + r_k)} \\ &\leq \frac{1}{2 \sinh(r_i)}. \end{aligned}$$

Thus part (a) holds.

Another simple way to see part (a) is to put the i -th vertex to be the Euclidean center of the Poincare disk model. The large radius r_i means the Euclidean diameter of the hyperbolic disk C of radius r_i centered at the origin is almost 1. This forces the Euclidean diameter of any hyperbolic disk tangent to C very small. Thus the angle θ_i is very small no matter how one chooses the radii r_j and r_k .

Part (b) follows from part (a). Indeed, since $l_i = r_j + r_k$ and l_i tends to infinity, one of r_j or r_k must tend to infinity after taking a subsequence. Say r_k tends to infinity. Then due to $l_j \geq r_k$, l_j converges to infinity. By part (a), θ_k tends to 0.

To see part (c) for hyperbolic triangles, using (8.1), we obtain

$$\begin{aligned} \tan^2(\theta_i/2) &\leq \frac{\sinh(r_j) \sinh(r_k)}{\sinh(r_i) \sinh(r_j + r_k)} \\ &\leq \frac{\sinh(r_j) \sinh(r_k)}{\sinh(c) \sinh(r_j + r_k)} \\ &\leq \frac{\sinh(r_j)}{\sinh(c)}. \end{aligned}$$

Thus part (c) follows.

To see part (c) for Euclidean triangles, recall that the radius of the inscribed circle of a Euclidean triangle is $R = \sqrt{\frac{r_1 r_2 r_3}{r_1 + r_2 + r_3}}$. Thus by $\tan(\theta_i/2) = \frac{R}{r_i}$, we obtain,

$$\begin{aligned}\tan^2(\theta_i/2) &= \frac{r_j r_k}{r_i(r_1 + r_2 + r_3)} \\ &\leq \frac{r_j}{c}\end{aligned}$$

Thus we obtain the uniform convergence of θ_i to 0.

8.2. A proof of theorem 8.1 (a)

We identify the space $CP_{E^2}(S, T)$ of all Euclidean circle packing metrics with $\mathbf{R}_{>0}^V$ by the radius parameter. Let $X = \{r \in \mathbf{R}_{>0}^V \mid \sum_{v \in V} r(v) = 1\}$ be the space of all normalized circle packing metrics. By definition and theorem 6.2, $K_\lambda(CP_{E^2}(S, T)) = K_\lambda(X)$, $K_\lambda| : X \rightarrow \mathbf{R}^V$ is an embedding and its image is a codimension-1 smooth submanifold. It remains to show that when $\lambda \leq -1$, $K_\lambda(X)$ is a closed subset of \mathbf{R}^V . To this end, take a sequence of points $\{r^{(m)}\}$ in X so that $K_\lambda(r^{(m)})$ converges to a point $w \in \mathbf{R}^V$. We will prove that $\{r^{(m)}\}$ contains a convergent subsequence in X .

Since the space X is bounded, by taking a subsequence if necessary, we may assume that $r^{(m)}$ converges to a point p in the closure \bar{X} of X and the inner angles of each corner in metrics $r^{(m)}$ converge. If $p \in X$, we are done. If otherwise, the set $I = \{v \in V \mid p(v) = 0\}$ is non-empty and $I \neq V$ due to the normalization condition. Since the surface S is connected, there exists a triangle $\sigma \in T^{(2)}$ with vertices, say v_1, v_2, v_3 , so that $p(v_2) = 0$ and $p(v_1) > 0$.

We claim that $\lim_{m \rightarrow \infty} k_\lambda(v_1) = -\infty$ in the metrics $r^{(m)}$. This will contradict the assumption that the limit is $w(v_1) \in \mathbf{R}$.

To see the claim, consider those triangles τ having v_1 as a vertex. Let θ be the inner angle in triangle τ at a vertex v_1 . By definition,

$$(8.2) \quad k_\lambda(v_1) = \sum_{\tau} \int_{\pi/2}^{\theta} \tan^\lambda(t/2) dt.$$

where the sum is over all such triangles.

We now analysis the angle θ . If v_j and v_k are the other two vertices of τ , then there are two cases: (1) both $p(v_j)$ and $p(v_k)$ are positive or (2) one of $p(v_j), p(v_k)$ is zero. In the case (1), the triangle τ is non-degenerated since $p(v_1) > 0$ and thus $\theta \in (0, \pi)$. The contribution of $\int_{\pi/2}^{\theta} \tan^\lambda(t/2) dt$ to the sum (8.2) is finite. In the case (2), say $p(v_j) = 0$, by lemma 8.1(c), the angle θ in the metrics $r^{(m)}$ converges to 0 as m tends to infinity. Thus the contribution of the term from τ to (8.2) is negative infinity (i.e., $\int_{\pi/2}^0 \tan^\lambda(t) dt = -\infty$, due to $\lambda \leq -1$). By the choice of v_1, v_2, v_3 , $p(v_2) = 0$ and $p(v_1) > 0$, it follows that case (2) exists. This establishes the claim and hence the proof of theorem 8.1(a).

8.3. A proof of theorem 8.1(b)

We again identify $CP_{H^2}(S, T)$ with $\mathbf{R}_{>0}^V$ by the radius parameter. By theorem 6.2, the map $K_\lambda : \mathbf{R}_{>0}^V \rightarrow \mathbf{R}^V$ is an embedding. The goal is to prove the image $K_\lambda(\mathbf{R}_{>0}^V)$ is an open region

bounded by $K_\lambda(CP_{E^2}(S, T))$, i.e., boundary points of $K_\lambda(\mathbf{R}_{>0}^V)$ are in $K_\lambda(CP_{E^2}(S, T))$. To this end, take a sequence $\{r^{(m)}\}$ converging to a boundary point $p \in [0, \infty]^V$ of $\mathbf{R}_{>0}^V$ so that $K_\lambda(r^{(m)})$ converges to a point $w \in \mathbf{R}^V$. We may assume, after taking a subsequence, that the inner angles of each corner in metrics $r^{(m)}$ converge. We will show that $w \in K_\lambda(CP_{E^2}(S, T))$.

Since the point p is in the boundary of $\mathbf{R}_{>0}^V$, there are three possibilities: (1) there is a vertex v so that $p(v) = \infty$, (2) $p(v) < \infty$ for all $v \in V$ and there are $v_1, v_2 \in V$ so that $p(v_2) = 0$ and $p(v_1) > 0$, (3) $p(v) = 0$ for all $v \in V$.

In the first case, say $p(v_1) = \infty$. Then by lemma 8.1(a), all angles θ at vertex v_1 converge to 0 uniformly. It follows that the λ -th discrete curvature at v_1 , $k_\lambda(v_1) = \sum_\theta \int_{\pi/2}^\theta \tan^\lambda(t/2) dt$ diverges to $-\infty$ due to $\lambda \leq -1$, i.e., $w(v_1)$ is infinite, contradicting $w \in \mathbf{R}^V$.

In the case (2), then exactly the same argument used in subsection 8.2 works in this case due to that fact that lemma 8.2(c) holds for Euclidean and hyperbolic triangles. Thus we conclude that w is infinite contradicting $w \in \mathbf{R}^V$.

The only case left is that $p(v) = 0$ for all $v \in V$. In this case, the metric $r^{(m)}$ are degenerating to Euclidean circle packing metrics after a scaling. By theorem 8.1(a) that $K_\lambda(CP_{E^2}(S, T))$ is closed in \mathbf{R}^V , it follows that either w is infinite or w is in $K_\lambda(CP_{E^2}(S, T))$.

§9. Moduli Spaces of Polyhedral Metrics, II, General Cases

We give descriptions of the spaces of all ϕ_λ and ψ_λ edge invariants on a triangulated surface in the case $\lambda \leq -1$. The results of Rivin and Leibon on the spaces of all ϕ_0 and ψ_0 invariants of Delaunay polyhedral metrics will be revisited and reproved using different methods.

One crucial step in the proofs below is to analyze degenerations of geometric triangles. Recall that for $K^2 = \mathbf{H}^2, \mathbf{S}^2$ or \mathbf{E}^3 , the set $K^2(l, 3) \subset [0, \infty]^3$ denotes the space of all triangles in K^2 parameterized by the edge lengths $l = (l_1, l_2, l_3)$. A point $l \in \partial K^2(l, 3) = \overline{K^2(l, 3)} - K^2(l, 3) \subset [0, \infty]^3$ is called a *degenerated triangle*. The inner angles $\theta_1, \theta_2, \theta_3$ of a degenerated triangle are not well defined in general. Here is our convention of the inner angles. Take a sequence $l^{(n)}$ in $K^2(l, 3)$ converging to l so that their inner angles $(\theta_1^{(n)}, \theta_2^{(n)}, \theta_3^{(n)})$ converge to $\theta = (\theta_1, \theta_2, \theta_3) \in [0, \pi]^3$. Then we call $\theta_1, \theta_2, \theta_3$ the inner angles of the degenerated triangle l . Note that θ_i 's depend on the choice of the converging sequences. However, in many cases, even though each individual vector $(\theta_i, \theta_j, \theta_k)$ is not well defined, there are relations among their entries which are valid for all choices of convergent sequences $l^{(n)}$. For instance, $\theta_1 + \theta_2 + \theta_3 = \pi$ for all degenerated hyperbolic triangles $l \in [0, \infty]^3$.

Recall that Φ_λ and $\Psi_\lambda : P_{K^2}(S, T) \rightarrow \mathbf{R}^E$ are the maps sending a metric to its ϕ_λ and ψ_λ edge invariants. As a convention, if X is a subset of \mathbf{R}^n , then $-X = \{x \in \mathbf{R}^n \mid -x \in X\}$.

We will prove, among other things, the following theorem.

Theorem 9.1. *Suppose (S, T) is a closed triangulated surface so that $E = \{e_1, \dots, e_n\}$ is the set of all edges. Let $\lambda \leq -1$.*

- (a) *The space $\Phi_\lambda(P_{E^2}(S, T))$ is a proper smooth codimension-1 submanifold in \mathbf{R}^E .*
- (b) *The space $\Psi_\lambda(P_{H^2}(S, T))$ is an open set bounded by $-\Phi_\lambda(P_{E^2}(S, T))$ and the following linear inequalities:*

$$(9.1) \quad \sum_{i=1}^k z(e_{n_i}) > 0$$

where $z \in \mathbf{R}^E$ and $\{e_{n_1}, \dots, e_{n_k}\}$ is an edge cycle.

Note that a finite set of linear inequalities in (9.1) suffices. Call an edge cycle $\{e_{n_1}, \dots, e_{n_k}\}$ fundamental if every edge appears at most twice. It is proved in [Lu3] that $\{z \in \mathbf{R}^E \mid (9.1) \text{ holds for all edge cycle}\}$ is equal to $\{z \in \mathbf{R}^E \mid (9.1) \text{ holds for all fundamental edge cycles}\}$.

9.1. Degenerations of Euclidean triangles and polyhedral metrics

Suppose σ is a Euclidean triangle of edge lengths l_1, l_2, l_3 so that their opposite angles are $\theta_1, \theta_2, \theta_3$. There are two cases that Euclidean triangles (l_1, l_2, l_3) with $l_1 + l_2 + l_3 = 1$ degenerate:

- (a1) one of $l_i = 0$, and $l_j = l_k > 0$ or,
- (a2) $l_1, l_2, l_3 > 0$ and $l_i = l_j + l_k$ for some $\{i, j, k\} = \{1, 2, 3\}$.

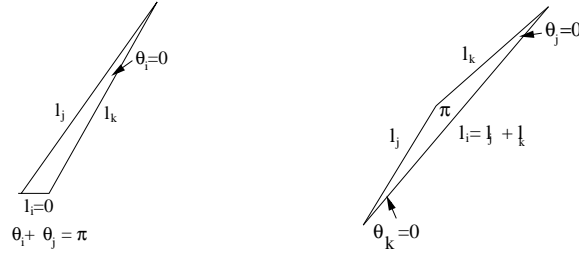


Figure 9.1

In the case (a1), the angle $\theta_i = 0$ is well defined. In the case (a2), $\theta_i = \pi$, $\theta_j = \theta_k = 0$. See figure 9.1. We call a degenerated triangle in the case (a2) a $(\pi, 0, 0)$ -angled triangle.

A polyhedral metric $l \in P_{E^2}(S, T)$ is called *normalized* if $\sum_{e \in E} l(e) = 1$. Let X be the set of all normalized polyhedral metrics on (S, T) , i.e.,

$$(9.2) \quad X = P_{E^2}(S, T) \cap \{z \in \mathbf{R}^E \mid \sum_{e \in E} l(e) = 1\}.$$

Due to $\phi_\lambda(l) = \phi_\lambda(cl)$ for $c \in \mathbf{R}_{>0}$, $\Phi_\lambda(X) = \Phi_\lambda(P_{E^2}(S, T))$.

The closure \overline{X} of X in \mathbf{R}^E is compact. A point $l \in \partial X = \overline{X} - X$ is called a *degenerated polyhedral metric* on (S, T) . There are two types of degenerations: (1) there exists an edge e so that $l(e) = 0$, or (2) $l(e) > 0$ for all edges e and there is a triangle σ with edges e_i, e_j, e_k so that

$$(9.3) \quad l(e_i) = l(e_j) + l(e_k).$$

In the case (1), let σ be a triangle adjacent to an edge e' of length zero so that one of the edge length of σ is positive. Then the angle θ of σ facing e' is 0. In the case (2), if a, b, c are the angles in σ facing e_i, e_j, e_k respectively, then $a = \pi$, $b = c = 0$. Furthermore, the ϕ_λ edge invariants are well defined on the case (2) degenerated metrics. This shows that the map Φ_λ can be extended continuously to $X \cup Y$ where Y consists of all case (2) degenerated polyhedral metrics.

9.2. A proof of theorem 9.1(a)

By theorem 6.2, $\Phi_\lambda : X \rightarrow \mathbf{R}^E$ is an embedding and its image is a smooth codimension-1 submanifold. Thus it suffices to show that $\Phi_\lambda(X)$ is a closed subset of \mathbf{R}^E . To this end, take a sequence $\{l^{(m)}\}$ of points in X converging to a point $p \in \bar{X} - X$ so that the angles of each corner in metrics $l^{(m)}$ in T converge. In particular, we may assume that $\Phi_\lambda(l^{(m)})$ converges to a point w in $[-\infty, \infty]^E$. We will show that one of the coordinate of w is infinite. Suppose otherwise that $w \in \mathbf{R}^E$. We will derive a contradiction as follows.

Recall that the set of all edges $E = \{e_1, \dots, e_n\}$. By the classification of degenerated polyhedral metrics in subsection 9.1 and normalization $\sum_{e \in E} p(e) = 1$, there are two cases: (1) $p(e) > 0$ for all edges e and there is a triangle σ with edges e_i, e_j, e_k so that $p(e_i) = p(e_j) + p(e_k)$, or (2) there is an edge e so that $p(e) = 0$.

In the argument below, all angles and lengths are measured in the metric p .

In the case (1), let the inner angles of the triangle σ be α, β, γ where $(\alpha, \beta, \gamma) = (0, \pi, 0)$ so that α faces e_j . Now let σ' be the triangle adjacent to σ along e_j and α' be the angle in σ' facing e_j . Then by definition,

$$\phi_\lambda(e_j) = \int_{\pi/2}^\alpha \sin^\lambda(t) dt + \int_{\pi/2}^{\alpha'} \sin^\lambda(t) dt$$

is finite. Due to the divergence of $\int_{\pi/2}^0 \sin^\lambda(t) dt = -\infty$ for $\lambda \leq -1$ and $\alpha = 0$, it follows that $\alpha' = \pi$. Thus, the inner angles of σ' must be $0, 0, \pi$. To summary, we obtain the following rule: for $\lambda \leq -1$, if α, α' are two angles facing an edge so that $\alpha = 0$, then $\alpha' = \pi$. Now using this rule to triangle σ' , we obtain a third $(0, 0, \pi)$ -angled triangle σ'' adjacent to σ' . Since there are only finitely many triangles in T , by keep using this rule, we obtain an edge cycle $\{e_{n_1}, \dots, e_{n_k}\}$ so that $e_{n_i}, e_{n_{i+1}}$ lie in a triangle σ_i ($e_{n_{k+1}} = e_{n_1}$) and the angle of σ_i facing e_{n_i} is π . The inner angles of σ_i are $\pi, 0, 0$. We call such an edge cycle a $(\pi, 0, 0)$ -angled edge cycle.

Lemma 9.2. *There are no $(\pi, 0, 0)$ -angled edge cycles in a degenerated K^2 polyhedral metric for $K^2 = \mathbf{E}^2$, or \mathbf{H}^2 , or \mathbf{S}^2 .*

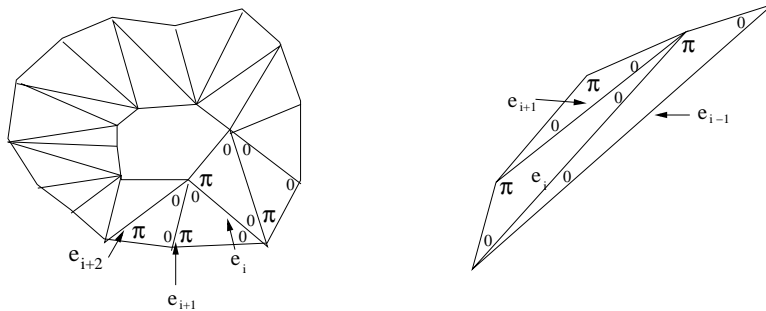


Figure 9.2

Proof. Suppose otherwise that such an edge cycle exists. Take a sequence of non-degenerated polyhedral metrics converging to the degenerated metric. We obtain a (non-degenerated) polyhedral metric l on (S, T) so that the inner angle of σ_i facing e_{n_i} is larger than the other two angles in σ_i . Using the fact that in a Euclidean (or hyperbolic or spherical) triangle, larger angle faces

the edge of longer length, we see that the length $l(e_{n_i})$ of e_{n_i} is strictly larger than the length of $l(e_{n_{i+1}})$ of $e_{n_{i+1}}$. Thus, we obtain

$$l(e_{n_1}) > l(e_{n_2}) > \dots > l(e_{n_k}) > l(e_{n_{k+1}}) = l(e_{n_1}).$$

This is absurd. qed

By this lemma, we conclude that case (1) does not occur.

In the case (2) that some edge $e \in E$ has length $p(e) = 0$, there must be some $e' \in E$ so that $p(e') > 0$ due to the normalization assumption $\sum_{x \in E} p(x) = 1$. It follows that there is a triangle σ with two edges e, e' so that $p(e) = 0$ and $p(e') > 0$. Thus the inner angle α of σ facing e must be 0. By the same argument as above, if α' is the other angle facing e , then $\alpha' = \pi$. This implies that the triangle σ' containing α' must have inner angles $(\pi, 0, 0)$. By the same argument as above, we produce a $(\pi, 0, 0)$ -angled edge cycle. By lemma 9.2, this is impossible. This ends the proof of theorem 9.1.

9.3. Rivin's work revisited

In a very influential paper [Ri], Rivin proved that the space $\Phi_0(P_{E^2}(S, T)) \cap [-\pi, 0]^E$ of ϕ_0 invariants of Euclidean Delaunay polyhedral metrics on a triangulated surface forms an explicit convex polytope. The goal of this subsection is to extend his theorem slightly and give a different proof of Rivin's theorem.

Theorem 9.3. *Let (S, T) be a triangulated closed surface. The space $\Phi_0(P_{E^2}(S, T)) \subset \mathbf{R}^E$ is in the affine plane*

$$(9.4) \quad \mathcal{A} = \{z \in \mathbf{R}^E \mid \sum_{e \in E} z(e) = \pi(|T^{(2)}| - |T^{(1)}|)\}$$

bounded by the following inequalities and codimension-1 submanifolds:

(a) For any proper subset $I \subset E$ so that no triangle has exactly two edges in I ,

$$(9.5) \quad \sum_{e \in I} z(e) > \pi|F_I| - \pi|I|$$

where $F_I = \{\sigma \in T^{(2)} \mid \text{all edges of } \sigma \text{ are in } I\}$.

(b) The hypersurfaces $\mathcal{W}(i = j + k)$. Each of them is the Φ_0 image of the codimension-1 submanifold $\{z \in \mathbf{R}_{>0}^E \mid z(e_i) = z(e_j) + z(e_k) \text{ where } e_i, e_j, e_k \text{ form the edges of an triangle}\} \cap \overline{P_{E^2}(S, T)}$.

Numerical calculation shows that $\Phi_0(P_{E^2}(S, T))$ is not convex in general. Metrics in the hypersurface $\mathcal{W}(i = j + k)$ are non-degenerated with respect to a different triangulation obtained by the diagonal switch surgery operation on the T .

Proof. Identity (9.4) is the Gauss-Bonnet theorem for Euclidean polyhedral surfaces. It follows that $\Phi_0(P_{E^2}(S, T)) \subset \mathcal{A}$. Let X be the space of all normalized polyhedral metrics defined by (9.2). We have $\Phi_0(P_{E^2}(S, T)) = \Phi_0(X)$ by definition. By Rivin's rigidity theorem, the map $\Phi_0 : X \rightarrow \mathcal{A}$ is an embedding. It follows that $\Phi_0(X)$ is open in \mathcal{A} by dimension counting. To prove

the theorem, we must analysis the boundary of $\Phi_0(X)$. We will show that if $l^{(m)}$ is a sequence of polyhedral metrics in X converging to a boundary point $p \in \overline{X} - X$, then $\Phi_0(l^{(m)})$ contains a subsequence converging to a point either in $\mathcal{W}(i = j + k)$ or in an affine surface where one of the inequalities in condition (9.5) becomes equality. Furthermore, we will prove that (9.5) holds for all non-degenerated polyhedral metrics.

To this end, let us assume, after taking a subsequence that angles of each corner in metrics $l^{(m)}$ in T converge and $\Phi_0(l^{(m)})$ converges to a point $w \in \mathbf{R}^E$. There are two cases which could occur for the degenerated metric p : (1) $p(e) > 0$ for all $e \in E$ and there is a triangle with edges e_i, e_j, e_k so that $p(e_i) = p(e_j) + p(e_k)$, (2) the set $I = \{e \in E | p(e) = 0\} \neq \emptyset$ and $I \neq E$. In the case (1), we have $w \in \mathcal{W}(i = j + k)$. In the case (2), by the triangular inequality, there is no triangle σ having exactly two edges in I . Let F_I be the set of all triangles with all edges in I and G_I be the set of all triangles with exactly one edge in I . By definition,

$$(9.6) \quad \sum_{e \in I} \phi_0(e) = \sum_{\sigma \in F_I} (a + b + c) + \sum_{\sigma \in G_I} a - \pi |I|$$

where the first sum is over triangles σ in F_I with inner angles a, b, c and the second sum is over all triangles σ in G_I with an inner angle a facing an edge in I . But the angle $a = 0$ for triangles in G_I by definition. It follows from (9.6) that $\sum_{e \in I} \phi_0(e) = \pi(|F_I| - |I|)$. This shows that the point w is in an affine surface defined by an equality from condition (9.5).

The above argument also shows that condition (9.5) holds for non-degenerated polyhedral metrics due to $G_I \neq \emptyset$, $a > 0$ and $\sum_{\sigma \in G_I} a > 0$ for non-degenerated metrics. qed

Corollary 9.4 (Rivin [Ri]). *The space $\Phi_0(P_{E^2}(S, T)) \cap [-\pi, 0]^E \subset \mathcal{A}$ is the convex polytope defined by condition (9.5) in theorem 9.3 and inequalities $-\pi \leq z(e) \leq 0$ for all $e \in E$.*

Proof. We will use the same notations as above. It suffices to show that the condition $\mathcal{W}(i = j + k)$ does not arise in the limits of ϕ_0 edge invariants of Delaunay polyhedral metrics $\Phi_0(P_{E^2}(S, T)) \cap [-\pi, 0]^E$. Suppose otherwise that there is a sequence of metrics $\{l^{(m)}\}$ in $P_{E^2}(S, T) \cap \Phi_0^{-1}([-\pi, 0]^E)$ so that the sequence $l^{(m)}$ converges to a degenerated polyhedral metric $p \in \mathcal{W}(i = j + k)$. By definition, $p(e) \in (0, \infty)$ for all $e \in E$ and there is a triangle σ with edges e_i, e_j, e_k so that $p(e_i) = p(e_j) + p(e_k)$. Let the two inner angles facing the edge e_i be a and a' so that a is in the triangle σ . Then $a = \pi$ and inner angles of σ are $\pi, 0, 0$. Buy definition $\phi_0(e_i) = a + a' - \pi \leq 0$. It follows that $a' = 0$. Since the only degenerated triangles in p are $(0, 0, \pi)$ -angled triangles, this implies the triangle σ' adjacent to σ along e_i must have inner angles $0, 0, \pi$. To summary, we see that the Delaunay condition that $\phi_0(e) \in [-\pi, 0]$ forces the propagation of $(0, 0, \pi)$ -angled triangles. By keep using this propagation rule, we obtain a $(0, 0, \pi)$ -angled edge cycle in the degenerated metric p . But by lemma 9.2, this is impossible.

9.4. Degeneration of hyperbolic polyhedral metrics

Let l_1, l_2, l_3 be the edge lengths of a hyperbolic triangle so that the opposite angles are $\theta_1, \theta_2, \theta_3$. A point in the boundary of $H^2(l, 3) = \{(l_1, l_2, l_3) | l_i + l_j > l_k, \{i, j, k\} = \{1, 2, 3\}\}$ in $[0, \infty]^3$ is called a *degenerated hyperbolic triangle*. For degenerated triangles, the inner angles $(\theta_1, \theta_2, \theta_3)$ depend on

the choice of convergence sequences. Let $\{i, j, k\} = \{1, 2, 3\}$. There are four types of degenerated triangles:

- (a1) some $l_i = \infty$;
- (a2) all edge lengths l_r 's are finite so that some $l_i = 0$ and some $l_j > 0$;
- (a3) all $l_i = 0$; and
- (a4) all edge lengths are in $\mathbf{R}_{>0}$ and $l_i = l_j + l_k$ for some $\{i, j, k\} = \{1, 2, 3\}$.

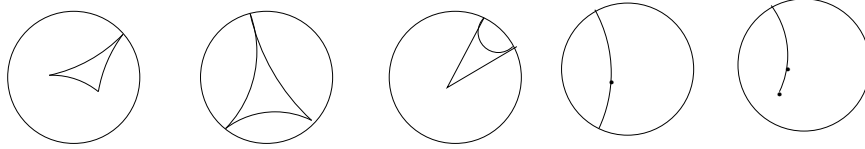


Figure 9.3. degenerated hyperbolic triangles with one infinite edge length

In the case (a1), due to the triangle inequality and lemma 8.2(b), one of l_j, l_k , say $l_j = \infty$ so that $\theta_k = 0$. In the case (a2) that $l_i = 0$ and $l_j = l_k > 0$, we conclude that $\theta_i = 0$ and $\theta_j + \theta_k = \pi$. In the case (a3), we have $\theta_i + \theta_j + \theta_k = \pi$. In the case (a4), $\theta_i = \pi$, $\theta_j = \theta_k = 0$. See figure 9.3.

Given a triangulated surface (S, T) , a point p in the boundary of $P_{H^2}(S, T) \subset [0, \infty]^E$ is called a *degenerated hyperbolic metric*. There are four types of degenerated metrics: type I, $p(e) = \infty$ for some $e \in E$; type II, $p(e) < \infty$ for all $e \in E$ so that $p(e') = 0$ and $p(e'') > 0$ for some $e', e'' \in E$; type III, all $p(e) = 0$; and type IV, $p(e) \in (0, \infty)$ for all $e \in E$ and there is a triangle σ with edges e_i, e_j, e_k so that $p(e_i) = p(e_j) + p(e_k)$.

Lemma 9.5. (a). *In the type I degeneration that $p(e) = \infty$ for some edge e , there exists an edge cycle $\{e_{n_1}, \dots, e_{n_k}\}$ so that the lengths of e_{n_i} are infinite and the angle between $e_{n_i}, e_{n_{i+1}}$ in the triangle σ_i is 0.*

(b). *In the type II case, take a triangle σ with two edges e, e' so that $p(e) = 0$ and $p(e') > 0$. Then the angle facing e in σ is zero and the sum of all inner angles of σ is π .*

(c). *In the type III case, the sum of all inner angles of each triangle is π .*

(d). *In the type IV case, the inner angles of σ are $\pi, 0, 0$ so that the angle π is facing edge e_i .*

Indeed, the parts (b), (c), (d) of the lemma follow from the above analysis of degenerations of hyperbolic triangles. In part (a), take a triangle σ adjacent to e . Then lemma 8.2(c) shows that there is another edge e' in σ so that $p(e') = \infty$ and the angle between e, e' in σ is 0. Now consider the triangle σ' adjacent to σ along e' and using lemma 8.2 (c) again. By keeping using lemma 8.2(c), we obtain an edge cycle $\{e_{n_1}, \dots, e_{n_k}\}$ so that the lengths of e_{n_i} are infinite and the angle between $e_{n_i}, e_{n_{i+1}}$ in the triangle σ_i is 0. We call it a $(\infty, \infty, 0)$ edge cycle.

9.5. Proof of theorem 9.1(b)

By theorem 6.2, $\Psi_\lambda : P_{H^2}(S, T) \rightarrow \mathbf{R}^E$ is a smooth embedding and its image is an open subset of \mathbf{R}^E . To prove theorem 9.1(b), we must find the boundary points of $\Psi_\lambda(P_{H^2}(S, T))$ in \mathbf{R}^E . Take a sequence of points $\{l^{(m)}\}$ converging to a boundary point p of $P_{H^2}(S, T)$ in $[0, \infty]^E$ so that angles of each corner in metrics $l^{(m)}$ converge and $\Psi_\lambda(l^{(m)})$ converges to w in \mathbf{R}^E . We will show that either w is in $-\Phi_\lambda(P_{E^2}(S, T))$ or in an affine surface defined by the equality case of (9.1) for some

edge cycle. Furthermore, we will prove that (9.1) holds. There are four types of degenerations of p according to subsection 9.4. If p is of type I that there is an edge e so that $p(e) = \infty$, then by lemma 9.5(a) there exists an edge cycle of type $(\infty, \infty, 0)$. Then by the same argument in proof of theorem 7.2 and identity (7.3) where $\cosh(t)$ is replaced by $\cos(t)$ and $\lim_{m \rightarrow \infty} a_i^{(m)} = 0$, we conclude that $\sum_{i=1}^m \psi_\lambda(e_{n_i}) = 0$ along the edge cycle. Thus the point w is in the surface defined by an equality in (9.1). The proof also shows that (9.1) holds for all edge cycles due to lemma 7.5 for $\cos(t)$ instead of $\cosh(t)$ in the region $t \in [-\pi/2, \pi/2]$.

If p is of type II that $p(e) < \infty$ for all $e \in E$ so that there are two edges e', e'' with $p(e') = 0$ and $p(e'') > 0$, we find a triangle σ with three edges e_i, e_j, e_k so that $p(e_i) = 0$ and $p(e_j) = p(e_k) > 0$. Let the inner angles of σ be a, b, c so that a is facing e_i . Let σ' be the triangle adjacent to σ along e_i so that the inner angles are a', b', c' with a' facing e_i . Then by the choice of σ , $a = 0$ and $b + c = \pi$. On the other hand,

$$\psi_\lambda(e_i) = \int_0^{\frac{b+c-a}{2}} \cos^\lambda(t) dt + \int_0^{\frac{b'+c'-a'}{2}} \cos^\lambda(t) dt$$

By the assumption $\frac{b+c-a}{2}$ is $\pi/2$. Due to the divergence of $\int_0^{\pi/2} \cos^\lambda(t) dt$ for $\lambda \leq -1$ and the assumption that $\psi_\lambda(e_i)$ is finite, we must have $b' + c' - a' = -\pi$. By the assumption that $a', b', c' \geq 0$ and $a' + b' + c' \leq \pi$, we must have $(a', b', c') = (\pi, 0, 0)$. Now by the same argument applied to $b' = 0$, we produce a new $(0, 0, \pi)$ angled triangle adjacent to σ' . In this way, we obtain a $(0, 0, \pi)$ -angled edge cycle in the triangulation. By lemma 9.2, this is impossible, i.e., type II degenerated metric p does not occur.

If p is of type III that all edge lengths are zero, then each triangle degenerates to a Euclidean triangle. Evidently if $a + b + c = \pi$, then $(a + b - c)/2 = \pi/2 - c$. Thus $\int_0^{(a+b-c)/2} \cos^\lambda(t) dt = \int_0^{\pi/2-c} \cos^\lambda(t) dt = -\int_{\pi/2}^c \sin^\lambda(t) dt$. Thus $\psi_\lambda(e) = -\phi_\lambda(e)$. It follows that w is in the image $-\Phi_\lambda(P_{E^2}(S, T))$.

In the type IV degeneration that all $p(e) > 0$ and there is a triangle σ with edges e_i, e_j, e_k so that $p(e_i) = p(e_j) + p(e_k)$. Then the inner angles of σ are $\pi, 0, 0$. By the same argument as in the type II degeneration, due to $\lambda \leq -1$, we see that the triangle adjacent to σ along e_i (also, e_j, e_k) has inner angles $0, 0, \pi$. It follows that there must be a $(0, 0, \pi)$ edge cycles in p . This again contradicts lemma 9.2.

9.6. Leibon's work revisited

Leibon proved in [Le] that the space $\Psi_0(P_{H^2}(S, T) \cap (0, \pi)^E$ of all ψ_0 invariants of Delaunay hyperbolic polyhedral metrics is a convex polytope. We establish a generalization of Leibon's theorem.

Theorem 9.6. *The space $\Psi_0(P_{H^2}(S, T))$ is an open set in \mathbf{R}^E bounded by the following set of inequalities and hypersurfaces. Let $z \in \mathbf{R}^E$.*

- (a) *For each edge cycle $\{e_{n_1}, \dots, e_{n_k}\}$, $\sum_{i=1}^k z(e_{n_i}) > 0$.*
- (b) *For any subset I of E with the property that no triangle has exactly two edges in I , let F'_I be the set of all triangles having at least one edge in I , then*

$$\sum_{e \in I} z(e) < \frac{\pi |F'_I|}{2}$$

(c) The hypersurface $\mathcal{W}(i = j + k)$ which is the image under Ψ_0 of the codimension-1 submanifold $\{z \in \mathbf{R}_{>0}^E \mid z(e_i) = z(e_j) + z(e_k) \text{ where } e_i, e_j, e_k \text{ are the edges of a triangle}\} \cap \overline{P_{H^2}(S, T)}$.

Points in $\mathcal{W}(i = j + k)$ are non-degenerated polyhedral metrics in a new triangulation obtained by the diagonal switch surgery operation on T .

Proof. The proof follows the same argument used in the proof of theorem 9.1(b). We will use the same notations as in subsection 9.5. First by Leibon's rigidity theorem, Ψ_0 is a smooth embedding. It follows that $\Psi_0(P_{H^2}(S, T))$ is an open connected set in \mathbf{R}^E . We need to determine its boundary. Take a sequence of points $\{l^{(m)}\}$ converging to a boundary point p of $P_{H^2}(S, T)$ in $[0, \infty]^E$ so that the angles of each corner in the metric $l^{(m)}$ converge and $\Psi_\lambda(l^{(m)})$ converges to w in \mathbf{R}^E . We will show that either w lies in a surface defined by the equality cases of conditions (a) or (b) or w is in the hypersurface $\mathcal{W}(i = j + k)$. Furthermore, we prove that (a) and (b) hold.

There are four types of degenerated metrics p as shown in subsection 9.4. All edge lengths and angles are measured in the degenerated metric p below.

In the type I case that $p(e) = \infty$ for some edge e , then we obtain a $\{\infty, \infty, 0\}$ edge cycle $\{e_{n_1}, \dots, e_{n_m}\}$ according to lemma 9.5(a). By the definition of ψ_0 , the summation $\sum_{i=1}^m \psi_0(e_{n_i})$ is equal to the summation $\sum_{i=1}^m a_i$ where a_i is the angle between e_{n_i} and $e_{n_{i+1}}$ in the triangle containing both edges. By the choice of the $\{0, 0, \infty\}$ edge cycle, $a_i = 0$. Thus $\sum_{i=1}^m \psi_0(e_{n_i}) = 0$. This shows that p is in the surface defined by the equality case of condition (a) for some edge cycle. It also shows that condition (a) holds for all hyperbolic polyhedral metrics in $P_{H^2}(S, T)$ since $a_i > 0$ for non-degenerated triangles.

In the type II and III cases that $p(e) < \infty$ and some $p(e') = 0$, let $I = \{e \in E \mid p(e) = 0\}$. By the triangular inequalities, there is no triangle with exactly two edges in I . Take a triangle σ with inner angles $\theta_i, \theta_j, \theta_k$ so that one of the edge of σ is in I . If all edges of the triangle are in I , then the sum $\theta_i + \theta_j + \theta_k = \pi$. In this case the sum

$$(9.7) \quad (\theta_j + \theta_k - \theta_i)/2 + (\theta_i + \theta_k - \theta_j)/2 + (\theta_i + \theta_j - \theta_k)/2 = \pi/2$$

If only one edge of σ is in I , say the edge e_i facing θ_i is in I , then by the assumption $p(e_i) = 0$ and $p(e_j) = p(e_k) > 0$. It follows that $\theta_i = 0$ and $\theta_j + \theta_k = \pi$. Thus

$$(9.8) \quad (\theta_j + \theta_k - \theta_i)/2 = \pi/2$$

Now the summation $\sum_{e \in I} \psi_0(e)$ can be expressed as

$$\sum_{\sigma; e_i, e_j, e_k \in I} ((\theta_j + \theta_k - \theta_i)/2 + (\theta_i + \theta_k - \theta_j)/2 + (\theta_i + \theta_j - \theta_k)/2) + \sum_{\sigma; e_i \in I, e_j \notin I} (\theta_j + \theta_k - \theta_i)/2,$$

where first part consists of sum over all triangles σ whose three edges are in I and the second part consists of sum over all triangles with exactly one edge e_i in I . In the first part, the contribution

of $z(e)$'s from each triangle is $\pi/2$ due to (9.7). In the second part and the contributions of $z(e)$ from each triangle is again $\pi/2$ due to (9.8). It follows that $\sum_{e \in I} \psi_0(e) = \pi|F'_I|/2$, i.e., p lies in a surface defined by the equality case of condition (b). This also shows that the inequality in condition (b) holds for all metrics in $P_{H^2}(S, T)$ since (9.7) and (9.8) become strictly less than $\pi/2$ for non-degenerated hyperbolic triangles.

In the type IV case, by definition, $w \in \mathcal{W}(i = j + k)$. qed

Corollary 9.7. (Leibon) *The space $\Psi_0(P_{H^2}(S, T)) \cap (0, \pi]^E$ is a convex polytope defined by condition (b) in theorem 9.6.*

Proof. It suffices to show that for the Delaunay condition that $\phi_0(e) \in (0, \pi]$, both constraints (a) and (c) are not necessary.

First of all, we show that condition (c) $\mathcal{W}(i = j + k)$ does not arise in the limits of Delaunay polyhedral metrics. Suppose otherwise that there is a sequence of metrics $\{l^{(m)}\}$ converging to p in $P_{H^2}(S, T) \cap \Psi_0^{-1}((0, \pi]^E)$ so that the angles of each corner in metrics $l^{(m)}$ converge and the sequence $\Psi_0(l^{(m)})$ converges to a point $w \in \mathcal{W}(i = j + k)$. In the degenerated metric p , let a, b, c be the inner angles in the triangle σ facing the edges e_i, e_j, e_k and a', b', c' be angles of the triangle σ' adjacent to σ along e_i so that a, a' are facing e_i . Then $(a, b, c) = (\pi, 0, 0)$ and $(b + c - a)/2 = -\pi/2$. Since $\psi_0(e_i) = \frac{1}{2}(b + c - a + b' + c' - a') \geq 0$ and $(b' + c' - a') \leq \pi$, it follows that $(b' + c' - a')/2 = \pi/2$. This in turn implies that $\{a', b', c'\} = \{0, 0, \pi\}$ with $a' = 0$. In summary, the Delaunay condition that $\psi_0(e) \in [0, \pi]$ forces the propagation of $(0, 0, \pi)$ angled triangles. By keep using this propagation rule, we construct a $(0, 0, \pi)$ angled edge cycle in the degenerated metric p . But by lemma 9.2, this is impossible.

Finally, it is clear that condition (a) follows from Delaunay condition that $\psi_0(e) > 0$.

9.7. The moduli space of spherical polyhedral surfaces

In this section we investigate the space of all spherical polyhedral metrics on (S, T) in terms of the ϕ_λ edge invariant where $\lambda \leq -1$ or $\lambda = 0$.

We begin with a discussion of the degenerated spherical triangles. Recall that the space of all spherical triangles in the edge length parameterization is $\mathbf{S}^2(l, 3) = \{(l_1, l_2, l_3) \in \mathbf{R}^3 | l_i + l_j > l_k, \text{ and } l_1 + l_2 + l_3 < 2\pi \text{ where } \{i, j, k\} = \{1, 2, 3\}\}$. It is an open set in $[0, \pi]^3$. A point $l = (l_1, l_2, l_3)$ in the boundary $\partial \mathbf{S}^2(l, 3) \in \mathbf{R}^3$ is called a *degenerated spherical triangle* of edge lengths l_1, l_2, l_3 . Let $\theta_1, \theta_2, \theta_3$ be inner angles of l (the vector $(\theta_1, \theta_2, \theta_3)$ depends on the choice of convergent sequences). Since the closure $\overline{\mathbf{S}^2(l, 3)}$ is defined by the inequalities $l_i + l_j \geq l_k$ and $l_1 + l_2 + l_3 \leq 2\pi$, it follows that if $l_i = 0$ then $l_j = l_k$ and if $l_i = \pi$ then $l_j + l_k = \pi$. We classify degenerated spherical triangles into six types (assume $\{i, j, k\} = \{1, 2, 3\}$ below):

- (a1) $l = (0, 0, 0)$. In this case $\theta_i + \theta_j + \theta_k = \pi$;
- (a2) $l_i = 0$ and $l_j = l_k = \pi$. In this case, $\theta_i = \theta_j + \theta_k - \pi$;
- (a3) $l_i = 0$ and $l_j = l_k \in (0, \pi)$. In this case, $\theta_i = 0$ and $\theta_j + \theta_k = \pi$;
- (a4) $l_i = \pi$ and $l_j + l_k = \pi$ so that $l_j, l_k \in (0, \pi)$. In this case $\theta_i = \pi$ and $\theta_j = \theta_k$;
- (a5) $(l_1, l_2, l_3) \in (0, \pi)^3$ and $l_i = l_j + l_k$ for some i, j, k . In this case $\theta_i = \pi$ and $\theta_j = \theta_k = 0$;
- (a6) $(l_1, l_2, l_3) \in (0, \pi)^3$ and $l_1 + l_2 + l_3 = 2\pi$. In this case all $\theta_i = \pi$.

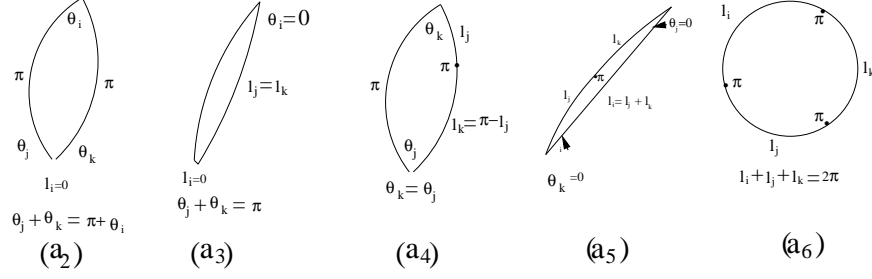


Figure 9.4

Note that in the last two cases (a5) and (a6), each inner angle θ_i is well defined.

A *degenerated* spherical polyhedral metric l on a triangulated surface (S, T) is a point in the boundary of $P_{S^2}(S, T) \subset \mathbf{R}^E$. A degenerated spherical polyhedral metric is called a *bubble* if all triangles in the metric are of types (a1) and (a2). Since a type (a2) triangle is represented by a region in the 2-sphere bounded by two geodesics of length π , i.e., a *secant*, geometrically a bubble polyhedral surface is obtained by taking a finite set (may be empty) of secants and points and identify edges in pairs and identify vertices. See figure 9.5.




Figure 9.5

A degenerated spherical polyhedral surface is called *removable* if all simplices in the metric are either in $\mathbf{S}^2(l, 3)$ or of types (a5) or (a6). For a removable degenerated metric, the curvature at each point is well defined and the metric becomes a non-degenerated polyhedral metric in a different triangulation of the surface. By the discussion above, the ϕ_0 edge invariant is well defined on types (a5) and (a6) triangles. Let $\mathcal{W}(i = j + k)$ be the image $\Phi_0(Y)$ where $Y = \{z \in (0, \pi)^E | z(e_i) = z(e_j) + z(e_k) \text{ where } e_i, e_j, e_k \text{ form the edges of a triangle}\} \cap \overline{\mathbf{P}_{S^2}(S, T)}$. Similarly, let $\mathcal{W}(i + j + k)$ be the image $\Phi_0(Z)$ where $Z = \{z \in (0, \pi)^E | z(e_i) + z(e_j) + z(e_k) = 2\pi \text{ where } e_i, e_j, e_k \text{ form the edges of a triangle}\} \cap \overline{\mathbf{P}_{S^2}(S, T)}$. Both of them are codimension-1 hypersurfaces in \mathbf{R}^E .

Theorem 9.8. *Suppose (S, T) is a closed triangulated surface so that E is the set of all edges in the triangulation.*

(a) *Let $\lambda \leq -1$. The space $\Phi_\lambda(P_{S^2}(S, T))$ of all ϕ_λ edge invariants of spherical polyhedral metrics on (S, T) is the open set in \mathbf{R}^E whose boundary consists of images under Φ_λ of the bubble degenerated spherical surfaces.*

(b) *The space $\Phi_0(P_{S^2}(S, T))$ of all ϕ_0 edge invariants of spherical polyhedral metrics on (S, T) is the open set in \mathbf{R}^E bounded by the hypersurfaces $\mathcal{W}(i = j + k)$, $\mathcal{W}(i + j + k)$ and the following set of linear inequalities: for any disjoint sets $I, J \subset E$ so that no triangle $\sigma \in T^{(2)}$ has exactly*

three edges in J , or exactly two edges in $I \cup J$,

$$(9.9) \quad \sum_{e \in I} z(e) - \sum_{e \in J} z(e) > \pi |F(I)| - \pi |G(I, J)| + \pi(|I| - |J|),$$

where $F(I)$ consists of all triangles with all three edges in I and $G(I, J)$ consists of all triangles with two edges in J and one edge in I .

Note that if all triangles are of type (a1), then the spherical polyhedral metric shrinks to a point. In this case, the image under Φ_λ of these degenerated metrics lies in the hypersurface $\Phi_\lambda(P_{E^2}(S, T))$, i.e., $\Phi_\lambda(P_{E^2}(S, T))$ is one of the hypersurfaces appeared in the bubble degenerated spherical metrics.

Theorem 9.8(b) generalizes the main results appeared in [Lu1].

9.8. A proof of theorem 9.8(b)

By theorem 6.2(a), the map $\Phi_0 : P_{S^2}(S, T) \rightarrow \mathbf{R}^E$ is a smooth embedding. To prove theorem 9.8(b), we need to analysis the boundary of the open set $\Omega = \Phi_0(P_{S^2}(S, T))$ in \mathbf{R}^E . To this end, take a sequence $\{l^{(m)}\}$ in $P_{S^2}(S, T)$ converging to $p \in \partial P_{S^2}(S, T)$ so that the angles of each corner in metrics $l^{(m)}$ in T are convergent and $\Phi_0(l^{(m)})$ converge to a point $w \in \partial\Omega$. If all edge lengths in the degenerated metric p are in the open interval $(0, \pi)$, then all degenerated triangles in the metric p are of types (a5) or (a6) due to the classification in subsection 9.7. Thus by definition $b \in \mathcal{W}(i = j + k)$ or $b \in \mathcal{W}(i + j + k)$ for some e_i, e_j, e_k forming edges of a triangle in T . Now if some edge lengths in the metric p are 0 or π , let

$$I = \{e \in E | p(e) = 0\}$$

and

$$J = \{e \in E | p(e) = \pi\}.$$

We have $I \cap J = \emptyset$, $I \cup J \neq \emptyset$ and there are no triangle $\sigma \in T^{(2)}$ with all edges in J , or exactly two edges in $I \cup J$. We claim that (9.9) becomes an equality for this choice of I, J . Furthermore, we shall prove that (9.9) holds for all metrics in $P_{S^2}(S, T)$.

In the discussion below, unless mentioned otherwise, all edge lengths and angles are measured in the degenerated metric p . Consider a triangle σ with an edge in $I \cup J$. Let $\theta_i, \theta_j, \theta_k$ be the inner angles and e_i, e_j, e_k be the edges in σ so that θ_r faces e_r . There are four possibilities: (I) all edges of σ are in I ; (II) one edge of σ is in I and the other two edges are in J ; (III) one edge of σ is in I and the other two are not in $I \cup J$; and (IV) one edge of σ is in J and the other two are not in $I \cup J$. We will analysis the angles θ_r in each of these four cases.

Case I, all e_r 's are in I , thus the triangle σ is of type (a1). We obtain

$$(9.10) \quad \theta_i + \theta_j + \theta_k = \pi.$$

Note that the left-hand-side of (9.10) is strictly greater than π for non-degenerated spherical triangles.

Case II, $e_i \in I$ and $e_j, e_k \in J$. Thus the triangle σ is of type (a2). Then by the classification,

$$(9.11) \quad \theta_i - \theta_j - \theta_k = -\pi.$$

Note that the left-hand-side of (9.11) is strictly greater than $-\pi$ for non-degenerated spherical triangles.

Case III, $e_i \in I$ and $e_j, e_k \notin I \cup J$. Then σ is of type (a3) so that,

$$(9.12) \quad \theta_i = 0.$$

Note that the left-hand-side of (9.12) is strictly greater than 0 for non-degenerated triangles.

Case IV, $e_i \in J$ and $e_j, e_k \notin I \cup J$. Then σ is of type (a4) and

$$(9.13) \quad -\theta_i = -\pi.$$

Note that the left-hand-side of (9.13) is strictly greater than $-\pi$ for non-degenerated triangles.

Now the left-hand-side of (9.9) can be expressed as

$$(9.14) \quad \sum_{e \in I} \phi_0(e) - \sum_{e \in J} \phi_0(e) = \sum_{e \in I} (\alpha + \beta) - \sum_{e \in J} (\alpha + \beta) + \pi(|I| - |J|)$$

where α, β are angles facing the edge e .

Break the first two summations in the right-hand-side of (9.14) into groups according to the triangles of types I, II, III, IV. Then,

$$(9.15) \quad \begin{aligned} & \sum_{e \in I} (\alpha + \beta) - \sum_{e \in J} (\alpha + \beta) \\ &= \sum_{\sigma \in \text{case I}} (\theta_i + \theta_j + \theta_k) + \sum_{\sigma \in \text{case II}} (\theta_i - \theta_j - \theta_k) + \sum_{\sigma \in \text{case III}} \theta_i + \sum_{\sigma \in \text{case IV}} -\theta_i \end{aligned}$$

By equalities (9.10)-(9.13), the expression (9.15) is $\pi|F(I)| - \pi|G(I \cup J)|$. This verifies that the condition (9.9) becomes equality for the degenerated metric p . On the other hand, for a non-degenerated spherical triangle, the left-hand-sides of (9.10)-(9.13) become strictly greater than the right-hand-side. Thus the above argument shows (9.15) is strictly greater than $\pi|F(I)| - \pi|G(I \cup J)|$ for any metric in $P_{S^2}(S, T)$, i.e., (9.9) holds for non-degenerated metrics.

This ends the proof of theorem 9.8 (b).

9.9. A proof of theorem 9.8(a)

By theorem 6.2(a), the map $\Phi_\lambda : P_{S^2}(S, T) \rightarrow \mathbf{R}^E$ is a smooth embedding. To prove theorem 9.8(a), we need to show that boundary points of $\Phi_\lambda(P_{S^2}(S, T))$ in \mathbf{R}^E come from the images of the bubbled metrics under Φ_λ . To this end, take a sequence of points $\{l^{(m)}\}$ in $P_{S^2}(S, T)$ converging to a point $p \in \partial P_{S^2}(S, T)$ so that inner angles of each corner in metrics $l^{(m)}$ in T converge and $\Phi_\lambda(l^{(m)})$ converge to $w \in \mathbf{R}^E$. The goal is to show that p must be of bubbled degeneration, i.e., all triangles in the metric p are of types (a1) or (a2).

The strategy of the proof is as follows. Since $\lambda \leq -1$, both integrals $\int_{\pi/2}^0 \sin^\lambda(t)dt$ and $\int_{\pi/2}^\pi \sin^\lambda(t)dt$ diverge. It follows that, in the metric p , if α and β are two angles facing an edge so that $\alpha \in \{0, \pi\}$, then $\beta = \pi - \alpha \in \{0, \pi\}$. Indeed, this is due to the assumption that $\int_{\pi/2}^\alpha \sin^\lambda(t)dt + \int_{\pi/2}^\beta \sin^\lambda(t)dt \in \mathbf{R}$. We call this a $\{0, \pi\}$ opposite angle propagation rule. Now if the metric p is not of bubble type, there is an inner angle $\alpha \in \{0, \pi\}$. Using the propagation rule and the classification of degenerated triangles, we produce a $\{0, 0, \pi\}$ angled edge cycle in the metric p . By lemma 9.2, this is impossible.

Here is a detailed proof. First, it suffices to show there is no degenerated triangle of types (a3)-(a6) in the metric p . Indeed, if all triangles in the degenerated metric p are either non-degenerated or of types (a1) or (a2), then all triangles in p are of types (a1) or (a2). This is due to the fact that any triangle adjacent to a triangle of types (a1) or (a2) along an edge must be degenerated by the definition of types (a1) or (a2) (since all edge lengths of types (a1) and (a2) are 0 or π). By assumption, these adjacent triangles must be of types (a1) or (a2). Since the surface is connected and the metric p is degenerated, it follows all triangles in p are of types (a1) or (a2).

Next we prove that there is no degenerated triangles of types (a3)-(a6) by contradiction. Suppose otherwise that there exists a triangle σ in the metric p which is of type (a3), or (a4), or (a5), or (a6). By the classification in subsection 9.7, the triangle must have an inner angle 0 or π . For simplicity, if $\alpha, a \in [0, \pi]$, by an $[\alpha, a]$ triangle we mean a degenerated spherical triangle with an inner angle α so that the length of the opposite edge is a . Thus there is a $[0, a]$ or $[\pi, a]$ triangle in the metric p . Let $\theta_1 = 0$, or π be the inner angle of the triangle facing an edge e and θ'_1 be the other angle facing e . Then by the discussion above, $\theta'_1 = \pi - \theta_1 \in \{0, \pi\}$. Therefore, there are both $[0, a]$ and $[\pi, a]$ degenerated triangles σ in p . Let $\theta_1 \in \{0, \pi\}$, θ_2, θ_3 be the inner angles and $l_1 = a, l_2, l_3$ be the opposite edge lengths of the triangle σ . We will discuss three cases according to $a = \pi$, $a = 0$, or $a \in (0, \pi)$.

Case 1, $a = \pi$. We may assume that σ is a $[0, \pi]$ triangle. According to the classification in subsection 9.7, the type of a $[0, \pi]$ triangle is (a2) where the inner angles are $(\theta_1, \theta_2, \theta_3) = (0, 0, \pi)$ and the opposite edge lengths $(l_1, l_2, l_3) = (\pi, 0, \pi)$. Let τ be the triangle adjacent to the l_3 -th edge of σ and let β be the angle in τ facing the l_3 -th edge. By the discussion above, $\beta = \pi - \theta_3 = 0$. Thus τ is a $[0, \pi]$ triangle. In summary, we see that $[0, \pi]$ triangles propagate through one of its edges. In particular, there exists an edge cycle so that each triangle in the cycle is a $[0, \pi]$ triangle. Since the inner angles of a $[0, \pi]$ triangle are $0, 0, \pi$, this edge cycle is also a $\{0, 0, \pi\}$ -angled edge cycle. According to lemma 9.2, this is impossible. As a consequence, there are no $[\pi, \pi]$ triangles in the metric p .

Case 2, $a = 0$. We may assume that σ is a $[\pi, 0]$ triangle where $\theta_1 = \pi$ and $l_1 = 0$. According to the classification in subsection 9.7, the type of σ must be either (a1) or (a2). If σ is of type (a2), then its angles and lengths are: $(\theta_1, \theta_2, \theta_3) = (\pi, \pi, \pi)$ and $(l_1, l_2, l_3) = (0, \pi, \pi)$. Thus σ is a $[\pi, \pi]$ triangle. This is impossible by case 1. Thus σ must be of type (a1) which has angles $(\theta_1, \theta_2, \theta_3) = (\pi, 0, 0)$ and lengths $(l_1, l_2, l_3) = (0, 0, 0)$. Let τ be the triangle adjacent to σ along the l_2 -th edge. Then due to $\theta_2 = 0$, the angle in τ facing l_2 -th edge is π . It follows that τ is again a $[\pi, 0]$ triangle. Thus we see that a $[\pi, 0]$ triangle propagates through one of its edges. By the analysis above, each $[\pi, 0]$ triangle of type (a1) has inner angles $0, 0, \pi$. By the propagation rule,

we obtain a $\{0, 0, \pi\}$ -angled edge cycle. This contradicts lemma 9.2.

Case 3, $a \in (0, \pi)$. We may assume that σ is a $[0, a]$ triangle in the metric p . According to the classification of degenerated triangles, the triangle σ must be of types (a3) or (a4) or (a5).

If σ is of type (a3), then $(\theta_1, \theta_2, \theta_3) = (0, \pi, 0)$ and $(l_1, l_2, l_3) = (a, a, 0)$. Thus σ is also a $[0, 0]$ triangle. According to case 2, this cannot occur.

If σ is of type (a4), then $(\theta_1, \theta_2, \theta_3) = (0, 0, \pi)$ and $(l_1, l_2, l_3) = (a, \pi - a, \pi)$. This implies that σ is a $[\pi, \pi]$ triangle which is impossible by case 1.

Thus the type of σ must be (a5) so that $(\theta_1, \theta_2, \theta_3) = (0, 0, \pi)$ and $(l_1, l_2, l_3) = (a, a', a + a') \in (0, \pi)^3$. Let τ be a triangle adjacent to σ along the l_3 -th edge. Due to $\theta_3 = \pi$, the inner angle of τ facing the l_3 -th edge must be 0. Thus τ is a $[0, a'']$ triangle where $a'' \in (0, \pi)$. Thus a type (a5) $[0, a]$ triangle propagates through one of its edge. Since by the discussion above, a type (a5), $[0, a]$ triangle has inner angles $0, 0, \pi$, it follows that there exists a $\{0, 0, \pi\}$ -angled edge cycle in the metric p . This contradicts lemma 9.2.

§10. Applications Teichmüller Spaces and Some Open Problems

We discuss some applications and open problems in this section.

10.1. The space of all geometric triangulations with prescribed curvature

The most interesting problem is probably problem 5.1 in §5. One supporting evidence comes from Teichmüller spaces on surfaces with boundary so that the boundary lengths are prescribed. This was discussed in subsection 5.3. The problem for $S = \mathbf{S}^2$ was first investigated by S. S. Cairns in [Ca]. It was also related to the work of E. Steinitz [SR] on the moduli space of all convex polytopes in the 3-space of the same combinatorial type. Let $\Pi : P_{K^2}(S, T) \rightarrow \mathbf{R}^V$ be the discrete curvature map sending a metric to its discrete curvature k . Cairns was trying to show that for spherical polyhedral metrics on (\mathbf{S}^2, T) , $\Pi^{-1}(0)$ is either homeomorphic to a Euclidean space or is the empty set. His first proof in 1941 contained a gap and later in [Ca] he proved that the set $\Pi^{-1}(0)$ is connected. The question whether $\Pi^{-1}(0)$ is a cell for spherical polyhedral metrics on the 2-sphere became Cairns conjecture ([BCH]). In the work of [BCH], E. Bloch, R. Connelly, and D. Henderson proved that for Euclidean polyhedral metrics on a simplicially triangulated disk, the space $\Pi^{-1}(0)$ is homeomorphic to a Euclidean space for any simplicial triangulation. Another evidence for the affirmative solution comes from the work of Rivin [Ri] and Leibon [Le]. They show that the space of all Delaunay \mathbf{E}^2 or \mathbf{H}^2 polyhedral metrics with prescribed discrete curvature is a cell.

The following result, which is a consequence of the works of Rivin and Leibon, implies that the spaces $\Pi^{-1}(p)$ are smooth manifolds in the Euclidean and hyperbolic cases.

Proposition 10.1. *Suppose (S, T) is a closed triangulated surface. Then*

- (a) *The curvature map $\Pi : P_{H^2}(S, T) \rightarrow \mathbf{R}^V$ is a submersion.*
- (b) *The curvature map Π defined on $P_{E^2}(S, T)$ is a submersion to the affine space*

$$\mathcal{A} = \{z \in \mathbf{R}^V \mid \sum_{v \in v} z(v) = 2\chi(S)\}$$

of \mathbf{R}^V defined by the Gauss-Bonnet identity .

Proof. We begin with a lemma of Rivin and Leibon relating ϕ_0, ψ_0 with the discrete curvature k . We will use the following notation. If v is a vertex and e is an edge having v as a vertex, we denote it by $e > v$. Given v , the set of elements in $\{e \in E | e > v\}$ will be counted with multiplicity, i.e., if the two end points of e are v , then e will be counted twice.

Lemma 10.2. *Suppose v is a vertex.*

- (a) (Rivin) for a Euclidean polyhedral metric, $\sum_{e>v} \phi_0(e) = k(v) - 2\pi$,
- (b) (Leibon) $\sum_{e>v} \psi_0(e) = 2\pi - k(v)$.

Let $\{e_1, \dots, e_m\}$ be the list of all edges counted with multiplicity having v as a vertex so that e_i, e_{i+1} are adjacent to a triangle σ_i ($e_{m+1} = e_1$). Let the inner angles of σ_i be a_i, b_i, c_i with a_i facing e_i, b_i facing e_{i+1} and c_i being the angle at v . Then $k(v) = 2\pi - \sum_{i=1}^m c_i$, $\phi_0(e_i) = a_i + b_{i-1} - \pi$ and $\psi_0(e_i) = \frac{1}{2}(c_i + c_{i-1} + a_{i-1} - a_i + b_i - b_{i-1})$. By summing up $\phi_0(e_i)$'s and $\psi_0(e_i)$'s, and use $c_i = \pi - a_i - b_i$ in part (a), one obtains the results.

Lemma 10.3. *The linear map $L : \mathbf{R}^E \rightarrow \mathbf{R}^V$ sending a vector $z \in \mathbf{R}^E$ to $L(z) \in \mathbf{R}^V$ defined by $L(z)(v) = \sum_{e>v} z(e)$ is an epimorphism.*

Proof. For a finite set Z , we identify the dual space of \mathbf{R}^Z with \mathbf{R}^Z using the standard basis. Then the dual map $L^* : \mathbf{R}^V \rightarrow \mathbf{R}^E$ is defined by $L^*(f)(e) = \sum_{v<e} f(v)$ for $e \in E$. It suffices to show that L^* is injective. To see this, suppose $f \in \mathbf{R}^V$ so that $L^*(f) = 0$, i.e., $f(v) = -f(v')$ whenever v, v' are end points of an edge. Then $f = 0$ follows by considering a triangle with vertices v, v', v'' . Indeed, we have $f(v) = -f(v') = f(v'') = -f(v)$. Thus $f(v) = 0$. qed

Now the proof of proposition 10.1 follows from the rigidity theorems of Rivin and Leibon (Theorem 1.1(c), (d)).

Indeed, to prove part (a) of proposition 10.1, consider the affine map $A : \mathbf{R}^E \rightarrow \mathbf{R}^V$ so that $A(z)(v) = 2\pi - \sum_{e>v} z(e)$. Then lemma 10.2 shows that $\Pi = A \circ \Psi_0$. Now by lemma 10.3, the derivative of A is $-L$ which is surjective. It follows the derivative $D(\Pi) = -LD(\Psi_0)$. By Leibon's theorem that $D(\Psi_0)$ is onto. It follows that $D(\Pi)$ is onto.

To prove part (b) of proposition 10.1, consider the affine map $B : \mathbf{R}^E \rightarrow \mathbf{R}^V$ defined by $B(z)(v) = 2\pi + \sum_{e>v} z(e)$. Then lemma 10.2 shows that $\Pi = B \circ \Phi_0$. By Rivin's rigidity theorem, the rank of $D(\Phi_0)$ is $|E| - 1$. By lemma 10.3, it follows that the rank of $D(\Pi)$ is at least $|V| - 1$. But on the other hand, by the Gauss-Bonnet formula, $\Pi(P_{E^2}(S, T))$ lies in the affine space $\{z \in \mathbf{R}^V | \sum_{v \in V} z(v) = 2\pi\chi(S)\}$. Thus, the rank of $D(\Pi)$ is $|V| - 1$ and Π is a submersion to the affine space. qed.

The special case of problem 5.1 addresses the space $\Pi^{-1}(0)$, i.e., the space of all geometric triangulations of constant curvature metrics on a surface. There exists the obvious map $\phi : \Pi^{-1}(0) \rightarrow \text{Teich}(S)$ from $\Pi^{-1}(0)$ to the Teichmüller space by forgetting the triangulation. In view of the works of Cairns and Bloch-Connolly-Henderson, it seems likely that ϕ is a smooth surjective submersion so that its fibers $\phi^{-1}(p)$ are diffeomorphic to cells. The fiber $\phi^{-1}(p)$ can be interpreted as the space of all geodesic triangulations of combinatorial type T in a fixed constant curvature metric.

There are two related questions on ϕ . Namely, when is $\Pi^{-1}(0)$ non-empty and when is ϕ surjective? Both of these questions have been solved by a combination of the works of various

authors. Call a triangulation *geometric* if there exists a constant curvature metric on the surface so that each cell in the triangulation is geodesic, i.e., the triangulation is isotopic to a geodesic triangulation in some constant curvature metric. The question whether $\Pi^{-1}(0)$ is non-empty is the same as asking if the triangulation is geometric. This was solved in the work of Thurston [Th], Colin de Verdiere [CV1], [CV3], Koebe [Koe], Marden-Ridin [MaR] and others. See proposition 10.4 below. The surjectivity of ϕ has been investigated by Colin de Verdiere [CV3]. In [CV3], Colin de Verdiere proved, among other things, that if T is a simplicial triangulation, then $\phi : \Pi^{-1}(0) \rightarrow \text{Teich}(S)$ is onto. Moreover, a careful examination of the method of the proof in [CV3] shows that if $\Pi^{-1}(0)$ is non-empty, then ϕ is onto.

Recall that a triangulation of a space is called *simplicial* if the triangulation is isomorphic to a simplicial complex. We summarize the above discussion into the following.

Proposition 10.4. *Suppose T is a triangulation of a closed surface S .*

(a) ([Th], [CV1], [Ko], [MaR]) *The triangulation T is a geometric triangulation in some constant curvature metric on S if and only if the lift of the triangulation to the universal cover is simplicial.*

(b) ([CV3]) *If T is a geometric triangulation in some constant curvature metric, then T is isotopic to a geodesic triangulation in any constant curvature metric.*

(c) *The lifting of T to the universal cover is simplicial if and only if there are no null homotopic loop in the surface consisting of at most two edges.*

As mentioned above, the proof of this proposition is spread out in various literatures. For part (a), if the surface is of non-positive Euler characteristic, it is in [Th] and [CV1] where the metric is given by the circle packing metric. For $\chi(S) > 0$, it is Koebe-Andreev-Thurston's theorem ([Koe], [An], [MaR]) on circle packing. See [MaR] for a nice proof of it. The proof of part (b) is implicit in [CV3]. Part (c) is a simple exercise.

One may add an additional equivalence relation to proposition 10.4(a) and (c) for surfaces of non-positive Euler characteristic. A triangulation T of a closed surface S is said to support an *angle structure* if one can assign each corner of the triangulation a positive number, called angle, so that the sum of the angles at each vertex is 2π , and each triangle with these angle assignments becomes a K^2 geometric triangle where $K^2 = \mathbf{H}^2$ if $\chi(S) < 0$, $K^2 = \mathbf{E}^2$ if $\chi(S) = 0$ and $K^2 = \mathbf{S}^2$ if $\chi(S) > 0$. It can be shown ([CV1], [CL]) that for closed triangulated surfaces of non-positive Euler characteristic, the existence of an angle structure is equivalent to that the triangulation is geometric. However, R. Stong [St] has constructed a non-geometric triangulation of the 2-sphere which supports an angle structure. See also the related work of [Gu2].

10.2. Cellular decompositions of the Teichmüller spaces

One interesting consequence of theorems 7.1 and 7.2 concerns the cell decompositions of the Teichmüller space, first observed in [Mo] for ψ_0 -edge invariant.

Recall that the *arc-complex* of a compact surface S with boundary is the following simplicial complex, denoted by $A(S)$. The vertices of $A(S)$ are isotopy classes $[a]$ of proper arcs a in S which are homotopically non-trivial relative to the boundary of S . A simplex in $A(S)$ is a collection of distinct vertices $[a_1], \dots, [a_k]$ so that $a_i \cap a_j = \emptyset$ for all $i \neq j$. For instance the isotopy class of

an ideal triangulation corresponds to a simplex of maximal dimension in $A(S)$. The non-fillable subcomplex $A_\infty(S)$ of $A(S)$ consists of those simplexes $([a_1], \dots, [a_k])$ with $a_i \cap a_j = \emptyset$ so that one component of $S - \cup_{i=1}^k a_i$ is not simply connected. The simplexes in $A(S) - A_\infty(S)$ are called fillable. Let $(|A(S)| - |A_\infty(S)|) \times \mathbf{R}_{>0}$ be the geometric realization space whose points are of the form $x = \sum_{i=1}^k c_i [a_i]$ where $c_i > 0$ so that $([a_1], \dots, [a_k])$ is a fillable simplex. Now take a point $x = \sum_{i=1}^k c_i [a_i]$ in $(|A(S)| - |A_\infty(S)|) \times \mathbf{R}_{>0}$. Let $([a_1], \dots, [a_n])$ be an ideal triangulation containing the fillable simplex $([a_1], \dots, [a_k])$. Assign each edge $[a_i]$ the positive number $z_i = c_i$ if $i \leq k$ and zero otherwise. Then this assignment z satisfies the positive edge cycle condition in theorem 7.2 in the ideal triangulation $([a_1], \dots, [a_n])$. By theorem 7.2 for $\lambda \geq 0$, there exists a hyperbolic metric on S whose ψ_λ -coordinate in the ideal triangulation $([a_1], \dots, [a_n])$ is z . For ψ_0 -coordinate, this fact has also been established by Hazel [Ha].

On the other hand, the following results of Ushijima [Us] and Kojima [Ko] (see also [BP] and [Ha]) show that,

Theorem 10.5 (Ushijima [Us], [Ko]). *For a compact hyperbolic surface S with totally geodesic boundary, there is an ideal triangulation so that the ψ_0 -coordinate of the metric in the ideal triangulation is non-negative. Furthermore, the set of all edges in the ideal triangulation with positive ψ_0 -coordinate form a fillable simplex in $A(S)$ and the fillable simplex is unique.*

Combining with lemma 7.5 that $\psi_0(e) > 0$ (or $\psi_0(e) = 0$) if and only if $\psi_\lambda(e) > 0$ (or $\psi_\lambda(e) = 0$), we can replace positivity of the ψ_0 -coordinate in Ushijima's theorem by ψ_λ . As a consequence, one can define an injective map

$$\Pi_\lambda : Teich(S) \rightarrow |A(S) - A_\infty(S)| \times \mathbf{R}_{>0}$$

by sending the equivalence class of a hyperbolic metric to the point $\sum_{i=1}^n z_i [a_i]$ where (a_1, \dots, a_n) is the ideal triangulation produced in Ushijima's theorem and z_i is the ψ_λ coordinate of the metric at the i -th edge in the ideal triangulation. The discussion above shows that Π_λ is onto. Thus we obtain,

Corollary 10.6. *For any compact surface with boundary and of negative Euler characteristic and $\lambda \geq 0$, the map*

$$\Pi_\lambda : Teich(S) \rightarrow |A(S) - A_\infty(S)| \times \mathbf{R}_{>0}$$

is a homeomorphism equivariant under the action of the mapping class group. In particular, for each λ , the map Π_λ produces a natural cell-decomposition of the moduli space of surfaces with boundary.

We remark that the underlying cell-structures for various λ 's are the same. In particular, if $\lambda \neq \lambda'$, then $\Pi_{\lambda'}^{-1} \Pi_\lambda$ is a self-homeomorphism of the Teichmüller space preserving the cell-structure derived from Π_0 . These self-homeomorphisms of $Teich(S)$ deserve a further study. Finally, we remark that those coordinates ψ_λ with $\lambda < 0$ also produce cellular structures on the Teichmüller space $Teich(S)$ due to Guo's result [Gu1].

10.3. Derivative cosine laws for homogeneous spaces

There are similar cosine laws for other homogeneous spaces. It should be interesting to know if the derivatives of these cosine law have some interesting properties and applications.

10.4. *Global rigidity of Euclidean polyhedral metrics*

We do not know if ϕ_λ determines a Euclidean polyhedral metric when $\lambda > 0$, or $\lambda \in (-1, 0)$. From the point of view of theorem 6.2, it seems highly likely that ϕ_λ determines the metric up to scaling when $\lambda > 0$.

10.5. *Global rigidity of hyperbolic or spherical polyhedral metrics*

It will be interesting to know for $\lambda \in (-1, 0)$, if ϕ_λ determines a spherical polyhedral metric up to equivalence, or ψ_λ determines the hyperbolic metric up to equivalence.

10.6. *Non-convex or concave energy and its use*

Those non-convex or concave energy functions in theorems 3.2 and 3.4 have the corresponding variational principles on triangulated surfaces. We do not know any use of these yet. Probably the most interesting questions in this area are:

(a) Give a new proof of Andreev-Koebe-Thurston's circle packing theorem on the 2-sphere using variational principle based on Colin de Verdiere's energy for spherical triangles or its Legendre transformation. See [BS] for the Legendre transformed energy function.

(b) Is a hyperbolic polyhedral surface determined by any of the ϕ_λ edge invariant?

10.7. *Convexity of the space of edge invariants*

It will be interesting to know if the spaces $\Phi_\lambda(P_{E^2}(S, T))$ are convex hypersurfaces, or if $\Psi_\lambda(P_{H^2}(S, T))$ are convex sets. Numerical calculations shows that both $K_\lambda(CP_{E^2}(S, T))$ and $K_\lambda(CP_{H^2}(S, T))$ are not convex in general. However, as Thurston proved in the case $\lambda = 0$, there are still cases which we do not know. Namely, find all λ for which these spaces are convex sets or convex codimension-1 surfaces.

10.8. *Miscellaneous remarks*

It will be interesting to know if these edge invariants $\phi_\lambda, \psi_\lambda$ and k_λ correspond to some curvatures in Riemannian geometry as triangulations become finer and converge to a Riemannian metric.

The relationship between the ψ_λ coordinate with quantum Teichmüller space deserves a further study. See [CF], [Ka], [BL], [Te] and others for more details. With the apparent resolution of the geometrization conjecture for 3-manifolds, it seems the main focus of 3-manifold study will be shifted to hyperbolic 3-manifolds. According to a conjecture of Thurston, each closed hyperbolic 3-manifold has a finite cover which is a surface bundle over the circle. Thus, put all these together, it seems that up to finite cover, topology and geometry of 3-manifolds are governed by homeomorphisms of surfaces. From this point of view, quantum Teichmüller theory will likely to play an important role in 2+1 TQFT. We hope that derivative cosine law will be a part of the grand picture.

Appendix A. A Proof of uniqueness of the 1-forms

The goal of this appendix is to prove the uniqueness part of theorem 1.5.

Theorem 1.5. *For the cosine law function $y = y(x)$, all closed 1-forms of the form $w = \sum_{i=1}^3 f(y_i)dg(x_i)$ where f, g are two non-constant smooth functions, are up to scaling and complex conjugation,*

$$\omega_\lambda = \sum_{i=1}^3 \int^{y_i} \sin^\lambda(t) dt d\left(\int^{x_i} \sin^{-\lambda-1}(t) dt\right) = \sum_{i=1}^3 \frac{\int^{y_i} \sin^\lambda(t) dt}{\sin^{\lambda+1}(x_i)} dx_i$$

for some $\lambda \in \mathbf{C}$.

All closed 1-forms of the form $\sum_{i=1}^3 f(y_i)dg(r_i)$ where f, g are two non-constant smooth functions, are up to scaling and complex conjugation,

$$\eta_\lambda = \sum_{i=1}^3 \int^{y_i} \tan^\lambda(t/2) dt d\left(\int^{r_i} \cos^{-\lambda-1}(t) dt\right) = \sum_{i=1}^3 \frac{\int^{y_i} \tan^\lambda(t/2) dt}{\cos^{\lambda+1}(r_i)} dr_i.$$

for some $\lambda \in \mathbf{C}$. In particular, all closed 1-forms are holomorphic or anti-holomorphic.

Proof. Let $\{i, j, k\} = \{1, 2, 3\}$. The proof of the uniqueness depends on the following lemma.

Lemma 2.3. *Suppose $y = y(x)$ is the cosine law function and f, g are two smooth non-constant functions.*

(a) *If $f(y_i)/g(x_i)$ is independent of the indices for all x , then there are constants λ, μ, c_1, c_2 so that $f(t) = c_1 \sin^\lambda(t) \sin^\mu(\bar{t})$ and $g(t) = c_2 \sin^\lambda(t) \sin^\mu(\bar{t})$.*

(b) *If $r_i = 1/2(x_j + x_k - x_i)$, and $f(y_i)/g(r_i)$ is independent of the indices for all r , then there are constants λ, μ, c_1, c_2 so that $f(t) = c_1 \tan^\lambda(t) \tan^\mu(\bar{t})$ and $g(t) = c_2 \cos^\lambda(t) \cos^\mu(\bar{t})$.*

Proof. We use f_z and $f_{\bar{z}}$ to denote the partial derivatives $\frac{\partial f}{\partial z}$ and $\frac{\partial f}{\partial \bar{z}}$ respectively. Note that $\partial y_i / \partial \bar{x}_j = 0$. Take $\frac{\partial}{\partial x_k}$ to the identity $\frac{f(y_i)}{g(x_i)} = \frac{f(y_j)}{g(x_j)}$, we obtain

$$\frac{f_z(y_i)}{g(x_i)} \frac{\partial y_i}{\partial x_k} = \frac{f_z(y_j)}{g(x_j)} \frac{\partial y_j}{\partial x_k}$$

By the derivative cosine law that $\frac{\partial y_i / \partial x_k}{\partial y_j / \partial x_k} = \frac{\sin(y_i) \cos(y_j)}{\sin(y_j) \cos(y_i)}$ and $\frac{f_z(y_i)}{g(x_i)} = \frac{f_z(y_j)}{g(x_j)}$, we obtain,

$$\frac{f_z(y_i) \sin(y_i)}{f(y_i) \cos(y_i)} = \frac{f_z(y_j) \sin(y_j)}{f(y_j) \cos(y_j)}$$

The variables y_i, y_j are independent. This shows that there is a constant $\lambda \in \mathbf{C}$ so that

$$\frac{f_z(t)}{f(t)} = \lambda \cot(t),$$

i.e.,

$$\frac{\partial \ln(f(z))}{\partial z} = \frac{\partial(\lambda \ln \sin(z))}{\partial z}.$$

If we take $\frac{\partial}{\partial \bar{x}_k}$ to the equation $\frac{f(y_i)}{g(x_i)} = \frac{f(y_j)}{g(x_j)}$ and use $\partial y_i / \partial \bar{x}_k = 0$, we obtain, by the same argument as above,

$$\frac{\partial(\ln f(z))}{\partial \bar{z}} = \frac{\partial(\mu \ln \sin(\bar{z}))}{\partial \bar{z}}$$

for some constant $\mu \in \mathbf{C}$. This implies that $f(z) = c_1 \sin^\lambda(z) \sin^\mu(\bar{z})$. Now substitute it back to $f(y_i)/g(x_i)$ and use the sine law, we obtain that $\frac{g(x_i)}{\sin^\lambda(x_i) \sin^\mu(\bar{x}_i)}$ is independent of the indices i . Thus it must be a constant. This shows that $g(z) = c_2 \sin^\lambda(z) \sin^\mu(\bar{z})$ for some constant c_2 .

The proof of the second part (b) is exactly the same as part (a) where we use the tangent law that $\tan(y_i/2)/\cos(r_i)$ is independent of i instead of the sine law. QED.

To prove the uniqueness part of theorem 1.5, we write the closed 1-form $w = \sum_{i=1}^3 f(y_i) dg(x_i)$ as

$$w = \sum_{i=1}^3 f(y_i) g_z(x_i) dx_i + f(y_i) g_{\bar{z}}(x_i) d\bar{x}_i.$$

The 1-form w is closed if and only if for $i \neq j$, the expressions $\frac{\partial(f(y_i)g_z(x_i))}{\partial x_j}$ and $\frac{\partial(f(y_j)g_{\bar{z}}(x_j))}{\partial \bar{x}_i}$ are symmetric in i, j and

$$(1) \quad \frac{\partial(f(y_i)g_z(x_i))}{\partial \bar{x}_j} = \frac{\partial(f(y_j)g_{\bar{z}}(x_j))}{\partial x_i}.$$

The symmetry of i, j in $\frac{\partial(f(y_i)g_z(x_i))}{\partial x_j}$ and theorem 2.1 show that

$$f_z(y_i)g_z(x_i) \sin(x_i) = f_z(y_j)g_z(x_j) \sin(x_j).$$

By lemma 2.3, there are constants c_1, c_2, α, β so that

$$(2) \quad f_z(t) = c_1 \sin^\alpha(t) \sin^\beta(\bar{t})$$

and

$$(3) \quad g_z(t) = c_2 \sin^{-\alpha-1}(t) \sin^{-\beta}(\bar{t}).$$

By the same argument using the symmetry of i, j in $\frac{\partial(f(y_i)g_{\bar{z}}(x_i))}{\partial \bar{x}_j}$, we obtain

$$(4) \quad f_{\bar{z}}(t) = c_3 \sin^\lambda(t) \sin^\mu(\bar{t})$$

and

$$(5) \quad g_{\bar{z}}(t) = c_4 \sin^{-\lambda}(t) \sin^{-\mu-1}(\bar{t})$$

for some constants c_3, c_4, λ, μ . Substitute (2)-(5) into (1), we obtain

$$(6) \quad \begin{aligned} & c_2 c_3 \sin^\lambda(y_i) \sin^\mu(\bar{y}_i) \sin^{-\alpha-1}(x_i) \sin^{-\beta+1}(\bar{x}_i) \cos(\bar{y}_k) \bar{B} \\ & = c_1 c_4 \sin^\alpha(y_j) \sin^\beta(\bar{y}_j) \sin^{-\lambda+1}(x_j) \sin^{-\mu-1}(\bar{x}_j) \cos(y_k) B. \end{aligned}$$

where $\sin(x_i) = B \sin(y_i)$ and B is a function symmetric in i, j, k . We claim (6) implies that $c_1 c_2 c_3 c_4 = 0$. Indeed, suppose otherwise that $c_1 c_2 c_3 c_4 \neq 0$. We will derive a contradiction as follows. Identity (6) can be written as,

$$\begin{aligned} & c_2 c_3 \sin^{\lambda-\alpha-1}(y_i) \sin^{\mu+1-\beta}(\bar{y}_i) \cos(\bar{y}_k) B^{-\alpha-1}(\bar{B})^{-\beta+2} \\ &= c_1 c_4 \sin^{-\lambda+\alpha+1}(y_j) \sin^{-\mu-1+\beta}(\bar{y}_j) \cos(y_k) B^{-\lambda+2}(\bar{B})^{-\mu-1} \end{aligned}$$

As a consequence, we conclude that

$$(7) \quad (\sin^{\lambda-\alpha-1}(y_i) \sin^{\mu+1-\beta}(\bar{y}_i)) (\sin^{\lambda-\alpha-1}(y_j) \sin^{\mu+1-\beta}(\bar{y}_j)) \frac{\cos(\bar{y}_k)}{\cos(y_k)}$$

is independent of the indices i, j, k . In particular, identity (7) is equal to

$$(\sin^{\lambda-\alpha-1}(y_i) \sin^{\mu+1-\beta}(\bar{y}_i)) (\sin^{\lambda-\alpha-1}(y_k) \sin^{\mu+1-\beta}(\bar{y}_k)) \frac{\cos(\bar{y}_j)}{\cos(y_j)}.$$

This shows that

$$(\sin^{\lambda-\alpha-1}(y_k) \sin^{\mu+1-\beta}(\bar{y}_k)) \frac{\cos(y_k)}{\cos(\bar{y}_k)} = (\sin^{\lambda-\alpha-1}(y_j) \sin^{\mu+1-\beta}(\bar{y}_j)) \frac{\cos(y_j)}{\cos(\bar{y}_j)}$$

Since y_j, y_k are independent variables, both sides must be constant. But that is impossible.

As a consequence, we see that $c_1 c_2 c_3 c_4 = 0$. Since we assume that f and g are non-constant functions, we have $|c_1| + |c_3| \neq 0$ and $|c_2| + |c_4| \neq 0$. Now if $c_3 = 0$, then $c_1 \neq 0$ due to $|c_1| + |c_3| > 0$. But (6) shows that $c_1 c_4 = 0$. Since $c_1 \neq 0$, we must have $c_4 = 0$. This shows, by (4) and (5) that $f_{\bar{z}} = g_{\bar{z}} = 0$, i.e., f and g are holomorphic. By (2) and (3), due to the holomorphic property of f, g , it follows that $\beta = -0$, i.e., $f(z) = c_1 \int^z \sin^\alpha(t) dt$ and $g(z) = c_2 \int^z \sin^{-\alpha-1}(t) dt$. The same argument shows that if $c_1 = 0$, then f, g are anti-holomorphic given by (4) and (5) with $\lambda = 0$. This establishes theorem 1.5 for w_λ family.

The proof for the forms $w = \sum_{i=1}^3 f(y_i) dg(r_i)$ is exactly the same by using the tangent law that $\tan(y_i/2)/\cos(r_i)$ is independent of the indices and lemma 2.3(b).

Appendix B. Derivative Cosine Law of Second Kind

Suppose that $y = y(x)$ is the cosine law function so that

$$(1) \quad \cos(y_i) = \frac{\cos(x_i) + \cos(x_j) \cos(x_k)}{\sin(x_j) \sin(x_k)}$$

where $\{i, j, k\} = \{1, 2, 3\}$. This convention of $\{i, j, k\} = \{1, 2, 3\}$ is assumed in this appendix.

Then we know that

$$(2) \quad \cos(x_i) = \frac{\cos(y_i) - \cos(y_j) \cos(y_k)}{\sin(y_j) \sin(y_k)}$$

Identity (2) shows that

$$(3) \quad \cos(y_i) = \cos(y_j) \cos(y_k) + \sin(y_j) \sin(y_k) \cos(x_i)$$

We consider $y_i = y_i(y_j, y_k, x_i)$ and $x_j = x_j(y_j, y_k, x_i)$ as functions of y_j, y_k and x_i . Let $A_{ijk}^* = \sin(y_i) \sin(y_j) \sin(x_k)$ and $A_{ijk} = \sin(x_i) \sin(x_j) \sin(y_k)$. Both A_{ijk}^* and A_{ijk} are independent of the indices due to the sine law.

Derivative cosine law II. *The derivatives of functions $y_i = y_i(y_j, y_k, x_i)$ and $x_j = x_j(y_j, y_k, x_i)$ satisfy,*

$$(4) \quad \frac{\partial y_i}{\partial y_j} = \cos(x_k)$$

$$(5) \quad \frac{\partial y_i}{\partial x_i} = \frac{A_{ijk}^*}{\sin(y_i)} = \frac{A_{ijk}}{\sin(x_i)}$$

$$(6) \quad \frac{\partial x_j}{\partial y_k} = -\sin(x_j) \cot(y_i)$$

$$(7) \quad \frac{\partial x_j}{\partial y_j} = \frac{\sin(x_k)}{\sin(y_i)}$$

$$(8) \quad \frac{\partial x_j}{\partial x_i} = -\frac{\sin(x_j) \cos(x_k)}{\sin(x_i)}$$

Proof. Take derivative $\partial/\partial x_i$ to (3), we have

$$-\sin(y_i) \frac{\partial y_i}{\partial x_i} = -\sin(y_j) \sin(y_k) \sin(x_i)$$

Divide it by $-\sin(y_i)$ we obtain (5).

To see (4), take $\partial/\partial y_j$ to (3). We obtain

$$(9) \quad -\sin(y_i) \frac{\partial y_i}{\partial y_j} = -\sin(y_j) \cos(y_k) + \cos(y_j) \sin(y_k) \cos(x_i).$$

Let $c_i = \cos(x_i)$ and $s_i = \sin(x_i)$. By the sine law, then (9) can be written as,

$$\frac{\partial y_i}{\partial y_j} = \frac{\sin(y_j)}{\sin(y_i)} \cos(y_k) - \cos(y_j) \cos(x_i) \frac{\sin(y_k)}{\sin(y_i)}$$

$$\begin{aligned}
&= \frac{s_j \cos(y_k)}{s_i} - \frac{\cos(y_j) \cos(x_i) s_k}{s_i} \\
&= \frac{1}{s_i} \left(s_j \frac{c_k + c_i c_j}{s_i s_j} - s_k c_i \frac{c_j + c_i c_k}{s_i s_k} \right) \\
&= \frac{1}{s_i^2} (c_k + c_i c_j - c_i c_j - c_i^2 c_k) \\
&= \frac{1}{s_i^2} (c_k s_i^2) \\
&= c_k
\end{aligned}$$

This verifies (4).

To see the partial derivatives of $x_j = x_j(y_j, y_k, x_i)$, we use the sine law

$$(10) \quad \sin(x_j) = \sin(x_i) \sin(y_j) / \sin(y_i)$$

Take partial derivative of (10) with respect to y_k . We obtain,

$$\cos(x_j) \frac{\partial x_j}{\partial y_k} = -\sin(x_i) \sin(y_j) \frac{\cos(y_i)}{\sin^2(y_i)} \frac{\partial y_i}{\partial y_k}$$

By (4), we obtain that

$$\begin{aligned}
\frac{\partial x_j}{\partial y_k} &= -\frac{\sin(x_i) \sin(y_j) \cos(y_i)}{\sin^2(y_i)} \\
&= -\sin(x_j) \cot(y_i)
\end{aligned}$$

where the last equation is due to the sine law. This establishes (6)

To see (7), we take the partial derivative with respect to x_i of (10). It becomes,

$$\cos(x_j) \frac{\partial x_j}{\partial x_i} = \frac{\sin(y_j)}{\sin^2(y_i)} (\cos(x_i) \sin(y_i) - \sin(x_i) \cos(y_i) \partial y_i / \partial x_i)$$

Using identity (5) and the sine law, the above is

$$\begin{aligned}
&\frac{\cos(x_i) \sin(y_i) - \cos(y_i) A_{ijk}}{\sin^2(y_i)} \sin(y_j) \\
&= \frac{\cos(x_i) \sin(y_i) - \cos(y_i) \sin(y_i) \sin(x_j) \sin(x_k)}{\sin^2(y_i)} \sin(y_j) \\
&= \frac{\cos(x_i) - (\cos(x_i) + \cos(x_j) \cos(x_k))}{\sin(y_i)} \sin(y_j) \\
&= -\frac{\cos(x_j) \cos(x_k)}{\sin(y_i)} \sin(y_j) \\
&= -\frac{\cos(x_j) \cos(x_k)}{\sin(x_i)} \sin(x_j)
\end{aligned}$$

Now divide both side by $\cos(x_j)$, we obtain identity (8).

Finally, take partial derivative with respect to y_j to (10). Use (4) and the sine law, we obtain,

$$\begin{aligned}
\cos(x_j) \frac{\partial x_j}{\partial y_j} &= \sin(x_i) \frac{\cos(y_j) \sin(y_i) - \sin(y_j) \cos(y_i) \partial y_i / \partial y_j}{\sin^2(y_i)} \\
(11) \qquad &= \frac{\sin(x_i)}{\sin^2(y_i)} (\cos(y_j) \sin(y_i) - \sin(y_j) \cos(y_i) \cos(x_k))
\end{aligned}$$

Let $C_r = \cos(y_r)$ and $S_r = \sin(y_r)$. Then by (2), equation (11) becomes

$$\begin{aligned}
&= \frac{\sin(x_i)}{S_i^2} (C_j S_i - S_j C_i \frac{C_k - C_i C_j}{S_i S_j}) \\
&= \frac{\sin(x_i)}{S_i^3} (C_j S_i^2 - C_i C_k + C_i^2 C_j) \\
&= \frac{\sin(x_i) S_k}{S_i^2} (\frac{C_j - C_i C_k}{S_i S_k}) \\
&= \frac{S_k \sin(x_i) \cos(x_j)}{S_i^2} \\
&= \frac{\sin(x_k) \cos(x_j)}{\sin(y_i)}.
\end{aligned}$$

Divide both sides by $\cos(x_j)$, we obtain (7). qed

We remark that identity (6) for Euclidean triangles was in [CL, lemma A1(d)].

Corollary B2. *Let $\lambda \in \mathbf{C}$.*

(a) *Consider y_j, y_k, x_i as variables and x_i fixed. Then the differential 1-form*

$$\frac{\int^{x_j} \sin^\lambda(t) dt}{\sin^{\lambda+1}(y_j)} dy_j + \frac{\int^{x_k} \sin^\lambda(t) dt}{\sin^{\lambda+1}(y_k)} dy_k$$

is closed.

(b) (*[GL]*) *Consider y_j, y_k, x_i as variables and x_i fixed. Then the differential 1-form*

$$\left(\int^{x_k} \sin^\lambda(t) dt \right) \sin^{\lambda-1}(y_j) dy_j + \left(\int^{x_j} \sin^\lambda(t) dt \right) \sin^{\lambda-1}(y_k) dy_k$$

is closed.

(c) (*[GL]*) *Consider x_i, x_j, x_k as variables and x_i fixed. Then the differential 1-form*

$$\left(\int^{y_k} \sin^\lambda(t) dt \right) \sin^{\lambda+1}(x_j) dx_j + \left(\int^{y_j} \sin^\lambda(t) dt \right) \sin^{\lambda+1}(x_k) dx_k$$

is closed.

The proof is a simple application of identities (6) and (7) in above theorem. We omit the detail. The integrations of the 1-forms for $\lambda = 0, -1$ in part (b) for geometric triangles were first

discovered by Bobenko-Springborn [BS]. Bobenko-Springborn showed the integration of the 1-form for $\lambda = 0$ can be identified with the dilogarithmic function. In the work of [GL], a further study of the applications of the derivative cosine law of second kind are carried out.

Appendix C. Relationship to the Lobachevsky Function

In the special cases of $\lambda = \pm 1$ or 0 , some of integrations $\int^u w_\lambda$ and $\int^u \eta_\lambda$ in theorem 1.5 and corollary B2 or their Legendre transformations have been found explicitly by various authors. We give a brief summary in this appendix.

Following Milnor [Mi], let $\Lambda(z) = \int_0^z -\ln(2 \sin(t)) dt$ be the (complex valued) Lobachevsky function defined as a multi-valued complex analytic function (depending on the choice of the branch of $\ln(t)$ and the path). This function is related to the dilogarithm function (see [Mi]).

Let $y = y(x)$ be the cosine function defined by (1.8), $x_i = r_j + r_k$ for $\{i, j, k\} = \{1, 2, 3\}$ and $r = (r_1, r_2, r_3)$. Then we have,

Proposition C1. *The following identities hold up to addition of a constant.*

(a) ([Lu1])

$$(1) \quad \int^x \sum_{i=1}^3 \ln \tan(y_i/2) dx_i = - \sum_{i=1}^3 \Lambda(\pi/2 - r_i) + \Lambda(\pi/2 - r_1 - r_2 - r_3) + \sqrt{-1}\pi \left(\sum_{i=1}^3 r_i \right)$$

(b) (Leibon [Le])

$$(2) \quad \int^r 2 \ln \sin(y_i/2) dr_i = \sum_{i=1}^3 [\Lambda(\pi/2 - r_i) + \Lambda(r_i + r_{i+1}) + \sqrt{-1}\pi r_i] + \Lambda(\pi/2 - r_1 - r_2 - r_3)$$

where $r_4 = r_1$.

(c) (Bobenko-Springborn [BS]) Consider x_1, x_2, y_3 as variables and fixing y_3 The integration

$$(3) \quad \int^{(x_1, x_2)} \ln \tan(y_1/2) dx_2 + \ln \tan(y_2/2) dx_1$$

$$= \Lambda(\pi/2 - r_1) + \Lambda(\pi/2 - r_2) - \Lambda(\pi/2 - r_3) + \Lambda(\pi/2 - r_1 - r_2 - r_3) + \sqrt{-1}\pi/2(x_1 + x_2) + c,$$

where the constant c depends only on y_3 .

Proof. The proof is straight forward by checking the derivatives of the both sides. In part (a), the partial derivative with respect to x_i of the left-hand-side is $\ln(\tan(y_i/2))$ by definition. By the tangent law (2.10), we have

$$2 \ln(\tan(y_i/2)) = \ln \cos(r_i) + \ln \cos(r_1 + r_2 + r_3) - \ln \cos(r_j) - \ln \cos(r_k) + \sqrt{-1}\pi.$$

The right-hand-side of the above equation is the x_i -th partial derivative of the right-hand-side of (1) by the definition of the Lobachevsky function.

In part (b), we use the following identity that

$$\sin^2(y_i/2) = \frac{1 - \cos(y_i)}{2} = \frac{\sin(x_j) \sin(x_k) - \cos(x_i) - \cos(x_j) \cos(x_k)}{2 \sin(x_j) \sin(x_k)}$$

$$= -\frac{\cos(r_i) \cos(r_1 + r_2 + r_3)}{\sin(r_i + r_k) \sin(r_i + r_j)}$$

Now take the logarithm of this function and compare with the partial derivatives of the right-hand-side of (2).

The proof of (3) is the same as above. We omit the details. qed

These integrations in the cases of spherical or hyperbolic triangles have geometric interpretations. To be more precise, for x, y to be the inner angles and edge lengths of a spherical triangle, the integration in proposition C1(a) is the volume of the ideal hyperbolic octahedron which is the convex hull of the six intersection points of the three circles at the sphere at infinity forming a triangle of inner angles x_1, x_2, x_3 (see [Lu1]). If x, y are the inner angles and edge lengths of a hyperbolic triangle, Leibon [Le] showed that integration in proposition C1(b) is the volume of the ideal prism which is the convex hull of the six intersection points at the sphere at infinity of the three circles forming a triangle of inner angles x_1, x_2, x_3 . For spherical triangle of inner angles x_1, x_2, x_3 , the integral in proposition C1(b) was shown by P. Doyle [Le] to be the volume of the hyperbolic tetrahedron with exactly three vertices at infinite and a finite vertex v so that the dihedral angles at the edges from v are x_1, x_2, x_3 .

References

- [An] Andreev, E. M., Convex polyhedra in Lobachevsky spaces. (Russian) *Mat. Sb. (N.S.)* 81 (123) 1970 445–478.
- [BCH] Bloch, Ethan D.; Connelly, Robert; Henderson, David W., The space of simplexwise linear homeomorphisms of a convex 2-disk. *Topology* 23 (1984), no. 2, 161–175.
- [BL] Bonahon, F. & Liu, X., Representations of the quantum Teichmüller space, and invariants of surface diffeomorphisms, arXiv:math.GT/0407086.
- [BE] Bowditch, B. H.; Epstein, D. B. A., Natural triangulations associated to a surface. *Topology* 27 (1988), no. 1, 91–117.
- [Br] Brägger, W., Kreispackungen und Triangulierungen. *Enseign. Math.*, 38:200-217,1992.
- [Bu] Buser, Peter, *Geometry and spectra of compact Riemann surfaces*. Progress in Mathematics, 106. Birkhauser Boston, Inc., Boston, MA, 1992.
- [BS] Bobenko, Alexander I.; Springborn, Boris A., Variational principles for circle patterns and Koebe’s theorem. *Trans. Amer. Math. Soc.* 356 (2004), no. 2, 659–689.
- [Ca] Cairns, Stewart S., Isotopic deformations of geodesic complexes on the 2-sphere and on the plane. *Ann. of Math. (2)* 45, (1944). 207–217.
- [CKP] Cohn, Henry; Kenyon, Richard; Propp, James, A variational principle for domino tiling. *J. Amer. Math. Soc.* 14 (2001), no. 2, 297–346.
- [CL] Chow, Bennett; Luo, Feng, Combinatorial Ricci flows on surfaces. *J. Differential Geom.* 63 (2003), no. 1, 97–129.
- [CV1] Colin de Verdiere, Yves, Un principe variationnel pour les empilements de cercles. *Invent. Math.* 104 (1991), no. 3, 655–669.
- [CV2] Colin de Verdiere, Yves, private communication.
- [CV3] Colin de Verdiere, Yves, Comment rendre géodésique une triangulation d’une surface? *Enseign. Math. (2)* 37 (1991), no. 3-4, 201–212.

- [FC] Vladimir V. Fok, Leonid O. Chekhov, Quantum Teichmüller spaces (Russian) *Theoret. Mat. Fiz.* 120 (1999), 511528; translation in *Theoret. and Math. Phys.* 120 (1999), 12451259
- [Ga] Garrett, Brett, Circle packings and polyhedral surfaces. *Discrete Comput. Geom.* 8 (1992), no. 4, 429–440.
- [Gu1] Guo, Ren, On parameterizations of Teichmüller spaces of surfaces with boundary, arXiv:math.GT/0612221.
- [Gu2] Guo, Ren, Geometric angle structures on triangulated surfaces, arXiv:math.GT/0601486.
- [GL] Guo, Ren; Luo, Feng, Applications of the derivative of the cosine law to polyhedral surfaces, in preparation.
- [Ha] Hazel, Graham, Triangulating Teichmüller space using the Ricci flow, Ph. D. thesis, UC San Diego, 2004, <http://math.ucsd.edu/~thesis/thesis/ghazel/ghazel.pdf>
- [IT] Iwayoshi, Y.; Taniguchi, M., An introduction to Teichmüller spaces. Translated and revised from the Japanese by the authors. Springer-Verlag, Tokyo, 1992.
- [Ka] Rinat Kashaev, Quantization of Teichmüller spaces and the quantum dilogarithm, *Lett. Math. Phys.* 43 (1998), 105115.
- [Ko] Kojima, Sadayoshi, Polyhedral decomposition of hyperbolic 3-manifolds with totally geodesic boundary. *Aspects of low-dimensional manifolds*, 93–112, *Adv. Stud. Pure Math.*, 20, Kinokuniya, Tokyo, 1992.
- [Le] Leibon, Gregory, Characterizing the Delaunay decompositions of compact hyperbolic surfaces. *Geom. Topol.* 6 (2002), 361–391.
- [Lu1] Luo, Feng, A characterization of spherical polyhedron surfaces, *J. Differential Geom.* 74, (2006), no. 3, 407–424.
- [Lu2] Luo, Feng, On Teichmüller spaces of Surfaces with boundary, to appear in *Duke Math. Jour.*, arXiv:/math.GT/0601364
- [Lu3] Luo, Feng, Volume and angle structures on 3-manifolds, to appear in *Asia Jour. of Math.*, arXiv:math.GT/0504049.
- [Le] Leibon, Gregory, Characterizing the Delaunay decompositions of compact hyperbolic surfaces. *Geom. Topol.* 6 (2002), 361–391
- [MaR] Marden, Al; Rodin, Burt, On Thurston’s formulation and proof of Andreev’s theorem. *Computational methods and function theory (Valparalo, 1989)*, 103–115, *Lecture Notes in Math.*, 1435, Springer, Berlin, 1990.
- [Mi] Milnor, John, computation of volume, chapter 7 of Thurston’s note on geometry and topology of 3-manifolds, at www.msri.org/publications/books/gt3m/.
- [MiR] Minda, David; Rodin, Burt, Circle packing and Riemann surfaces. *J. Anal. Math.* 57 (1991), 221–249.
- [Pe] Penner, R. C., Decorated Teichmüller theory of bordered surfaces. *Comm. Anal. Geom.* 12 (2004), no. 4, 793–820.
- [Ri] Rivin, Igor, Euclidean structures on simplicial surfaces and hyperbolic volume. *Ann. of Math.* (2) 139 (1994), no. 3, 553–580.
- [Sc] Schlenker, Jean-Marc, Circle patterns on singular surfaces, arXiv:math.DG/0601531

[Sp] Springborn, B., A variational principle for weighted Delaunay triangulations and hyperideal polyhedra, arXiv: math.GT/0603097

[SR] Steinitz, Ernst; Rademacher, Hans Vorlesungen über die Theorie der Polyeder unter Einschluss der Elemente der Topologie. Reprint der 1934 Auflage. Grundlehren der Mathematischen Wissenschaften, No. 41. Springer-Verlag, Berlin-New York, 1976.

[St] Stong, Richard, private communication.

[Te] Teschner, J., An analog of a modular functor from quantized Teichmüller theory, arXiv:math.QA/0510174

[Th] Thurston, William, Geometry and topology of 3-manifolds, lecture notes, Math Dept., Princeton University, 1978, at www.msri.org/publications/books/gt3m/

Department of Mathematics
Rutgers University
Piscataway, NJ 08854, USA
email: fluo@math.rutgers.edu