

# NON-COMMUTATIVE CHERN-WEIL THEORY AND THE COMBINATORICS OF WHEELING

ANDREW KRICKER

ABSTRACT. This work applies the ideas of Alekseev and Meinrenken’s Non-commutative Chern-Weil Theory to describe a completely combinatorial and constructive proof of the Wheeling Theorem. In this theory, the crux of the proof is, essentially, the familiar demonstration that a characteristic class does not depend on the choice of connection made to construct it. To a large extent this work may be viewed as an exposition of the details of some of Alekseev and Meinrenken’s theory written for Kontsevich integral specialists. Our goal was a presentation with full combinatorial detail in the setting of Jacobi diagrams – to achieve this goal certain key algebraic steps required replacement with substantially different combinatorial arguments.

## 1. INTRODUCTION AND OUTLINE

This paper is organized around a purely combinatorial proof of what is called the Wheeling Isomorphism [BGRT, BLT]. This is an algebra isomorphism between a pair of “diagrammatic” algebras,  $\mathcal{A}$  and  $\mathcal{B}$ ,  $(\chi_{\mathcal{B}} \circ \partial_{\Omega}) : \mathcal{B} \rightarrow \mathcal{A}$ .

We will recall these spaces and maps shortly, beginning in Section 2. The formal development of the theory begins in Section 3. Our underlying aim is to use this proof to introduce a combinatorial reconstruction of some elements of Alekseev and Meinrenken’s Non-commutative Chern-Weil theory (see [M] for an introduction).

The work falls naturally into two parts.

- In the first part we’ll describe and prove a statement we’ll call “Homological Wheeling”. This is a lifting of Wheeling to the setting of a “Non-commutative Weil complex for diagrams”. That complex will be introduced in Section 5. After that, Homological Wheeling will be stated as Theorem 6.1.2. The homotopy equivalence at the heart of the proof will be constructed in Section 7.
- The remainder of the paper will be occupied with describing how the usual statement of Wheeling is recovered from Homological Wheeling when certain relations are introduced. This part consists mainly of the sort of delicate “gluing legs to legs” combinatorics that Kontsevich integral specialists will find very familiar (though here we have the extra challenge of keeping track of permutations and signs). The details of a key combinatorial identity (calculating how the “Wheels” power series appears in the theory) will appear in an accompanying publication [K].

Wheeling is a combinatorial strengthening of the Duflo isomorphism of Lie theory. To recall Duflo: The classical Poincare-Birkhoff-Witt theorem concerns  $\mathfrak{g}$ , an arbitrary Lie algebra,  $S(\mathfrak{g})^{\mathfrak{g}}$ , the algebra of  $\mathfrak{g}$ -invariants in the symmetric algebra of  $\mathfrak{g}$ , and  $U(\mathfrak{g})^{\mathfrak{g}}$ , the algebra of  $\mathfrak{g}$ -invariants in the universal enveloping algebra of

$\mathfrak{g}$ . PBW says that the natural averaging map actually gives a vector space isomorphism between the vector spaces underlying these algebras. The averaging map, however, does not respect the product structures. Duflo’s fascinating discovery [D] was of an explicit vector-space isomorphism of  $S(\mathfrak{g})^{\mathfrak{g}}$  (in the case that  $\mathfrak{g}$  is a finite-dimensional Lie algebra) whose composition with the averaging map gives an isomorphism of **algebras**  $S(\mathfrak{g})^{\mathfrak{g}} \cong U(\mathfrak{g})^{\mathfrak{g}}$ .

**1.1. The Kontsevich integral as the underlying motivation.** Wheeling is a combinatorial analogue of the Duflo isomorphism, but its origins and role are more interesting than that fact suggests. When Bar-Natan, Garoufalidis, Rozansky and Thurston conjectured that the Wheeling map was an algebra isomorphism they were motivated, in part, by questions that arose in the developing theory of the Kontsevich integral knot invariant (see [BGRT] and [BLT] and discussions therein). Wheeling is a fundamental topic in the study of the Kontsevich integral because:

- The Kontsevich integral of the unknot turns out to be *precisely* the power series of graphs that is used in Wheeling.
- In addition to the above fact, Bar-Natan, Le, and Thurston showed that the Wheeling isomorphism was a consequence of the invariance of the Kontsevich integral under a certain elementary isotopy (this is their famous ‘1+1=2’ argument). See [BLT].
- Wheeling has proved to be an indispensable tool in almost all ‘hard’ theorems that can be proved about the Kontsevich integral (one example is the rationality of the loop expansion, [GK]).

Here is the interesting thing: Wheeling has a *combinatorial* statement, but the BLT proof of it has, at its heart, an analytic machine – the monodromy of the Knizhnik-Zamolodchikov differential equations. The interest in a purely combinatorial proof of Wheeling is whether we can reverse the above story and use such a proof to learn something about the Kontsevich integral. A purely combinatorial construction of the Kontsevich integral seems to be an important goal. Perhaps the rich algebraic structures and ideas that are associated with this new proof will give a novel approach to this goal?

**1.2. A sketch of a few key constructions.** We’ll begin by sketching out a few of the key players in the proof. After that we’ll take a step back and explain how these structures are motivated by some recent developments in the Chern-Weil theory of characteristic classes.

Recall that the space  $\mathcal{A}$  is generated by some combinatorial gadgets called *Jacobi diagrams* (which we’ll occasionally refer to as *ordered Jacobi diagrams*), and that  $\mathcal{B}$  is generated by *symmetric Jacobi diagrams*. See Section 2 for the precise definitions we’ll use. The averaging map  $\chi_{\mathcal{B}} : \mathcal{B} \rightarrow \mathcal{A}$  is a vector space isomorphism between the two spaces – this is just a formal version of the classical Poincare-Birkhoff-Witt theorem. Here is an example of the averaging map:

$$\chi_{\mathcal{B}} \left( \begin{array}{c} \text{Diagram 1} \end{array} \right) = \frac{1}{6!} \sum_{\sigma \in \Sigma_6} \begin{array}{c} \text{Diagram 2} \\ \sigma \end{array} \in \mathcal{A}.$$

Of course,  $\chi_{\mathcal{B}}$  does not respect the natural product structures on  $\mathcal{A}$  and  $\mathcal{B}$ . The purpose of the ‘‘Wheeling Isomorphism’’  $\partial_{\Omega} : \mathcal{B} \rightarrow \mathcal{B}$  is to promote  $\chi_{\mathcal{B}}$  to an algebra isomorphism:  $(\chi_{\mathcal{B}} \circ \partial_{\Omega}) : \mathcal{B} \rightarrow \mathcal{A}$ .

Speaking generally, the thrust of this work is to study an averaging map

$$\chi_{\mathcal{W}} : \mathcal{W} \rightarrow \widetilde{\mathcal{W}}$$

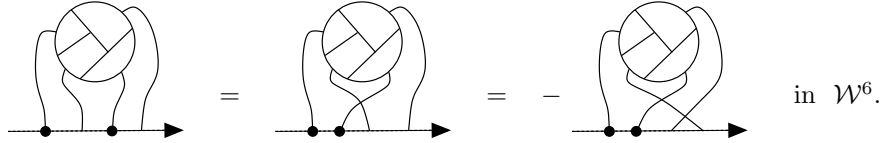
between some algebraic systems  $\mathcal{W}$  and  $\widetilde{\mathcal{W}}$  that enlarge the spaces  $\mathcal{B}$  and  $\mathcal{A}$  in certain ways.

First we’ll focus on  $\mathcal{W}$ .  $\mathcal{W}$  will be an example of what we’ll call an  $\iota$ -**complex** (see Section 3.7). This is a diagram in the category of vector spaces of the following form:

$$\begin{array}{ccccccc} 0 & \longrightarrow & \mathcal{W}^0 & \xrightarrow{d^0} & \mathcal{W}^1 & \xrightarrow{d^1} & \mathcal{W}^2 \xrightarrow{d^2} \dots \\ & & \searrow \iota^0 & & \searrow \iota^1 & & \searrow \iota^2 \\ 0 & \longrightarrow & \mathcal{W}_{\iota}^0 & \xrightarrow{d_{\iota}^0} & \mathcal{W}_{\iota}^1 & \xrightarrow{d_{\iota}^1} & \mathcal{W}_{\iota}^2 \xrightarrow{d_{\iota}^2} \dots \end{array}$$

To be an  $\iota$ -complex: The rows of this diagram are co-chain complexes, and the diagonal maps form a degree  $-1$  map between these complexes (in other words,  $\iota^{i+1} \circ d^i = -d_{\iota}^{i-1} \circ \iota^i$ , for all  $i \geq 0$ ).

The vector spaces  $\mathcal{W}^i$  are generated by some combinatorial gadgets that we’ll call **Weil diagrams**. Weil diagrams are very much like Jacobi diagrams, but Weil diagrams have two types of legs: legs of leg-grade 1, and legs of leg-grade 2. The legs of leg-grade 2 are distinguished by being drawn with a fat dot.  $\mathcal{W}^i$  will be generated by Weil diagrams with total leg-grade  $i$ . The legs of a Weil diagram are ordered, and when we transpose the position of two adjacent legs, we pick up a sign  $(-1)^{xy}$ , where  $x$  and  $y$  are the leg-grades of the involved legs. For example:



The spaces  $\mathcal{W}_{\iota}^i$  are exactly the same, but have exactly one degree 1 vertex labelled  $\iota$  which floats freely (i.e. is not included in the ordering of the legs). See Section 3 for the full precise definition of this system  $\mathcal{W}$ : the **commutative Weil complex for diagrams**.

Now it follows from the definition of an  $\iota$ -complex that if we take the kernels of the maps  $\iota$ , then we get another co-chain complex:

$$0 \longrightarrow \text{Ker}(\iota^0) \xrightarrow{d^0} \text{Ker}(\iota^1) \xrightarrow{d^1} \text{Ker}(\iota^2) \xrightarrow{d^2} \dots$$

This is called  $\mathcal{W}_{\text{basic}}$ , the **basic subcomplex** of the original  $\iota$ -complex, and its cohomology is called the **basic cohomology**.

The relationship of this ‘‘enlarged’’ structure,  $\mathcal{W}$ , to the original space,  $\mathcal{B}$ , is the following:

$$H^i(\mathcal{W}_{\text{basic}}) \cong \mathcal{B}^i,$$

where  $\mathcal{B}^i$  is the space<sup>1</sup> of symmetric Jacobi diagrams of leg-grade  $i$ .

<sup>1</sup>Our grading of  $\mathcal{B}$  is non-traditional. See Section 2 for details.

Now consider  $\widetilde{\mathcal{W}}$ , the target of the averaging map  $\chi_{\mathcal{W}} : \mathcal{W} \rightarrow \widetilde{\mathcal{W}}$ . This will also be an example of an  $\iota$ -complex, and  $\chi_{\mathcal{W}}$  will be a “map of  $\iota$ -complexes”.

In Section 5,  $\widetilde{\mathcal{W}}$  will be defined in exactly the same way as  $\mathcal{W}$ , but without introducing the leg transposition relations. So the relationship of  $\widetilde{\mathcal{W}}$  to  $\mathcal{W}$  will be analogous to the relationship between a tensor algebra  $T(V)$ , and a symmetric algebra  $S(V)$  over some vector space  $V$ .

The way that this structure enlarges  $\mathcal{A}$  is a bit different to the way that  $\mathcal{W}$  enlarges  $\mathcal{B}$ . In Section 8.2 we’ll see that we can introduce some relations to obtain:

$$\left( \bigoplus_{i=0}^{\infty} \widetilde{\mathcal{W}}^i \right) / (\text{relns.}) \cong \mathcal{A} \oplus \dots$$

The general flow of this work is:

- To show that  $\chi_{\mathcal{W}}$  descends to a genuine isomorphism of the basic cohomology rings of  $\mathcal{W}$  and  $\widetilde{\mathcal{W}}$ .
- To show that the usual statement of wheeling is recovered from this fact when we pass to the “smaller” structures  $\mathcal{A}$  and  $\mathcal{B}$ .

**1.3. The origins of this work in Alekseev-Meinrenken’s Non-commutative Chern-Weil theory.** This work originated in a course given by E. Meinrenken at the University of Toronto in the Spring of 2003 in which Alekseev and Meinrenken’s work on a Non-commutative Chern-Weil theory was introduced [ML]. See [M] for a short review of the theory, [AM] for the original paper, and [AM05] for later developments.

The goal of this work is a self-contained reconstruction and exploration of their technology in the combinatorial setting of the Jacobi diagrams of Quantum Topology. Before beginning that discussion in the next section, we’ll give here a very brief sketch of the outlines of classical Chern-Weil theory. A more detailed discussion of how our combinatorial definitions fit into the classical picture will be given in Section 3.9, once those definitions have been made.

So let  $G$  be a compact Lie group with Lie algebra  $\mathfrak{g}$ . Chern-Weil theory is a theory of **characteristic classes** in de Rham cohomology of smooth principal  $G$ -bundles. Recall that every smooth principal  $G$ -bundle arises as a smooth manifold  $P$  with a free smooth left  $G$ -action.

What is a characteristic class? The first thing to say is that it is a choice, for every principal  $G$ -bundle  $P$ , of a class  $w(P)$  in the cohomology of the base space,  $B = P/G$ , which is *functorial* with respect to bundle morphisms. To be precise: if there is a morphism of principal  $G$ -bundles  $P$  and  $P'$ , which means that there is a  $G$ -equivariant map  $f : P \rightarrow P'$ , then it should be true that  $f_B^*(w(P')) = w(P)$ , where  $f_B$  denotes the map induced by  $f$  between the base spaces  $f_B : B \rightarrow B'$ .

Chern-Weil theory constructs such systems of classes in de Rham cohomology in the following way.

- (1) It takes an *arbitrarily chosen* connection form  $A \in \Omega^1(P) \otimes \mathfrak{g}$ .
- (2) It uses it to construct closed forms in  $\Omega(P)_{\text{basic}} \subset \Omega(P)$ . This is the ring of *basic* differential forms on  $P$ . It is most simply introduced as the isomorphic image under  $\pi^*$  of  $\Omega(B)$ . It is a crucial fact in the theory that this basic subring is selected as the kernel of a certain Lie algebra of differential operators arising from the generating vector fields of the  $G$ -action. The main

task of the theory is to canonically construct forms from  $A$  lying in the kernel of this Lie algebra. (See Section 3.9 for a more detailed discussion).

- (3) It then shows that the cohomology classes in  $H_{dR}(B)$  so constructed do not depend on the choice of connection and do indeed have the required functoriality with respect to bundle morphisms.

The heart of the Chern-Weil construction is an algebraic structure called **the Weil complex**. The Weil complex is based on the graded algebra  $S(\mathfrak{g}^* \oplus \mathfrak{g}^*)$  (that is, the graded symmetric algebra on two copies of  $\mathfrak{g}^*$ , the dual of  $\mathfrak{g}$ , one copy in grade 1 and one copy in grade 2). The Weil complex is this graded algebra equipped with a certain graded Lie algebra of graded derivations. This Lie algebra of derivations selects a key subalgebra  $S(\mathfrak{g}^* \oplus \mathfrak{g}^*)_{\text{basic}}$ , the *basic* subalgebra.

What is the construction then? Consider some principal  $G$ -bundle  $P$ . Given the fixed data of a *connection form*  $A \in \Omega^1(P) \otimes \mathfrak{g}$  on  $P$ , Chern-Weil theory constructs a map

$$c_A : S(\mathfrak{g}^* \oplus \mathfrak{g}^*) \rightarrow \Omega(P)$$

by the correspondence

$$g_1 g_2 \cdots g_n \bar{g}_1 \cdots \bar{g}_m \mapsto g_1(A) \wedge \cdots \wedge g_n(A) \wedge d\bar{g}_1(A) \wedge \cdots \wedge d\bar{g}_m(A).$$

It is immediate in the theory that this construction specializes to a map of differential graded algebras from the basic subalgebra of the Weil complex into the ring of basic forms on  $P$ :

$$S(\mathfrak{g}^* \oplus \mathfrak{g}^*)_{\text{basic}} \rightarrow \Omega(P)_{\text{basic}} \cong \Omega(B),$$

so that, passing to cohomology, we get a map:

$$H^*(S(\mathfrak{g}^* \oplus \mathfrak{g}^*)_{\text{basic}}) \rightarrow H_{dR}^*(B).$$

The fundamental theorem of Chern-Weil theory is that this construction does indeed give a canonical system of rings of characteristic classes. We can summarize Chern-Weil theory with the following commutative diagram:

$$\begin{array}{ccc} & H^*(\Omega(P)_{\text{basic}}) \cong H_{dR}^*(B) & \\ & \nearrow^{H(c_A)} & \uparrow f_B^* \\ H^*(S(\mathfrak{g}^* \oplus \mathfrak{g}^*)_{\text{basic}}) & & \\ & \searrow_{H(c_{A'})} & \\ & H^*(\Omega(P')_{\text{basic}}) \cong H_{dR}^*(B') & \end{array}$$

So why should this theory have anything to say about the Duflo isomorphism, which seems a purely algebraic fact? The connection arises from the key computation that

$$H(S(\mathfrak{g}^* \oplus \mathfrak{g}^*)_{\text{basic}}) = (S\mathfrak{g})^{\mathfrak{g}}.$$

In words: the basic cohomology of the Weil complex, which is the universal ring of characteristic classes (consider its place in the above diagram), is precisely the ring of  $\mathfrak{g}$ -invariants in  $S\mathfrak{g}$ , a ring involved in the Duflo isomorphism. (We remark that this formulation assumes that  $\mathfrak{g}$  has a symmetric, non-degenerate, invariant inner product.)

**1.4. A Weil complex for diagrams.** This paper will start with a combinatorial reconstruction of that key computation

$$H(S(\mathfrak{g}^* \oplus \mathfrak{g}^*)_{\text{basic}}) = (S\mathfrak{g})^{\mathfrak{g}}.$$

Recall that when we abstract Wheeling from the Duflo isomorphism, we replace  $(S\mathfrak{g})^{\mathfrak{g}}$  by  $\mathcal{B}$ , the space of symmetric Jacobi diagrams. An evaluation map (the obvious, minor variation on the “weight system” construction, [B]) connects the two:  $\text{Eval}_{\mathfrak{g}} : \mathcal{B} \rightarrow (S\mathfrak{g})^{\mathfrak{g}}$ .

We’ll begin by replacing the “something” in the following equation

$$H((\text{Something})_{\text{basic}}) = \mathcal{B},$$

by an appropriate construction:  $\mathcal{W}$ , the commutative Weil complex for diagrams. The complex  $\mathcal{W}$  is a combinatorial version of the usual Weil complex  $S(\mathfrak{g}^* \oplus \mathfrak{g}^*)$ . Because the usual Weil complex is built from two copies of  $\mathfrak{g}^*$ , one in grade 1 and one in grade 2,  $\mathcal{W}$  will be built from diagrams with two types of legs: legs of grade 1 and legs of grade 2. In other words,  $\mathcal{W}$  will be generated by the “Weil diagrams” introduced in Section 1.2.

The full details of the construction of  $\mathcal{W}$  will be presented in Section 3.  $\mathcal{W}$  will be constructed to be an  $\iota$ -complex, so that we may take its basic cohomology.

The final ingredient required in the explication of the equation  $H^i(\mathcal{W}_{\text{basic}}) \cong \mathcal{B}^i$  is the map

$$\Upsilon : \mathcal{B} \rightarrow \mathcal{W}$$

which actually performs the isomorphism. This map  $\Upsilon$  occupies a key role in our presentation. It will be introduced in Section 4, where the computation that  $H(\mathcal{W}_{\text{basic}}) = \mathcal{B}$  will be concluded. Its definition on some symmetric Jacobi diagram  $w$  is quite simple: choose an ordering of the legs of  $w$ , then expand each leg according to the following rule:

$$\Upsilon : \begin{array}{c} | \\ \hline \end{array} \mapsto \begin{array}{c} | \\ \hline \bullet \\ \hline \longrightarrow \end{array} - \frac{1}{2} \begin{array}{c} | \\ \hline \triangle \\ \hline \longrightarrow \end{array} .$$

Sometimes we’ll refer to  $\Upsilon$  as the *hair-splitting map*.

**1.5. Some motivation for a non-commutative Weil complex.** As the author learnt it from E. Meinrenken, this construction can be motivated with the following line of thought: to begin, note that there is *almost* a much more natural way to build these characteristic classes in **de Rham cohomology**. The more natural way would exploit  $EG$ , the classifying bundle of principal  $G$ -bundles, and its associated base space  $EG/G = BG$ . Recall the key property of  $EG$  that the bundle pullback operation performs a bijection, for some space  $X$ :

$$\left\{ \begin{array}{l} \text{Isomorphism classes of} \\ \text{principal } G\text{-bundles over } X \end{array} \right\} \leftrightarrow [X : BG].$$

So, proceeding optimistically, we could define the ring of characteristic classes associated to some smooth principal  $G$ -bundle  $P$  by the map:

$$\text{Class}_P^* : H_{dR}(BG) \rightarrow H_{dR}(B),$$

for some choice of classifying map  $\text{Class}_P : B \rightarrow BG$  giving  $P$  as its corresponding pullback bundle. This ring would be well-defined because the map  $\text{Class}_P$  is unique

up to homotopy. Furthermore, this arrangement automatically gives the required commutative diagrams:

$$\begin{array}{ccc}
 & & H_{dR}(B) \\
 & \nearrow \text{Class}_P^* & \uparrow f_B^* \\
 H_{dR}(BG) & & \\
 & \searrow \text{Class}_{P'}^* & \\
 & & H_{dR}(B')
 \end{array}$$

The problem with this picture, of course, is that the space  $BG$  is not in general a manifold, so there is no ring of differential forms  $\Omega(BG)$  with which to work. The Weil complex can be seen as a kind of stand in for the ring of differential forms on the classifying bundle  $EG$ :  $S(\mathfrak{g}^* \oplus \mathfrak{g}^*) = \text{“}\Omega(EG)\text{”}$ .

But this picture is too nice to let it go so easily. It turns out that there does exist a point of view in which it is reasonable to discuss “differential forms” on  $EG$ : the simplicial space construction of  $EG$  (see Section 2 of [MP] for a discussion of the required simplicial techniques).  $EG$  can be constructed as the geometric realization of a certain simplicial manifold:

$$EG = \left( \prod_{n=0}^{\infty} \Delta^n \times G^n \right) / \sim .$$

It follows, with some work, from a theorem of Moore’s (see Section 4 of [MP]) that the real cohomology of such a space can, in fact, be computed as the total cohomology of an appropriate double complex built from differential forms *on the pieces* of the simplicial manifold (in the case at hand they are  $G^n$ ). (Moore’s theorem is a generalization of the familiar theorem that equates singular and simplicial cohomology). To be precise, let  $C^n = \oplus_{i=0}^n \Omega^i(G^{n-i})$ . Then:

$$H(EG, \mathbb{R}) \cong H(C^\bullet).$$

So, with this beautiful idea in hand, we may feel that we are ready to build a Chern-Weil theory which involves the classifying spaces, as it should. There is a final hurdle to be cleared though: the natural product structure on  $\oplus_n \oplus_{i=0}^n \Omega^i(G^{n-i})$  that is provided by Moore’s theorem is **not graded commutative**, unlike the wedge product on the usual ring of differential forms  $\Omega(X)$ . Well, we didn’t really need commutativity anyway, so we follow Alekseev and Meinrenken in passing to the **non-commutative Weil complex**. This has the same definition as the usual Weil complex, but without introducing commutativity (so that it is based on a *tensor* algebra, not a *symmetric* algebra). It has natural maps to both the usual, commutative, Weil complex, as well as the “de Rham complex” of  $EG$ :

$$\begin{array}{ccc}
 & \oplus_n \oplus_{i=0}^n \Omega^i(G^{n-i}) & \\
 & \nearrow \text{The usual Chern-Weil map based on a certain “connection” on } EG. & \\
 T(\mathfrak{g}^* \oplus \mathfrak{g}^*) & & \\
 & \searrow \text{The canonical quotient map.} & \\
 & S(\mathfrak{g}^* \oplus \mathfrak{g}^*) & 
 \end{array}$$

The Alekseev-Meinrenken proof of the Duflo isomorphism arises from an algebraic study of the relationship between the two Weil complexes,  $T(\mathfrak{g}^* \oplus \mathfrak{g}^*)$  and  $S(\mathfrak{g}^* \oplus \mathfrak{g}^*)$ , exploiting properties of  $T(\mathfrak{g}^* \oplus \mathfrak{g}^*)$  that derive from its place as the universal ring in a characteristic class theory.

**1.6. The Non-commutative Weil complex for Diagrams.** So in Section 5 we define  $\widetilde{\mathcal{W}}$ , a non-commutative Weil complex for diagrams, in the way that will be obvious at this point of the development. The interplay between  $\mathcal{W}$  and  $\widetilde{\mathcal{W}}$  is at the heart of this theory. There are two natural maps between these  $\iota$ -complexes:

$$\mathcal{W} \begin{array}{c} \xrightarrow{\chi_{\mathcal{W}}} \\ \xleftarrow{\tau} \end{array} \widetilde{\mathcal{W}}.$$

The map  $\chi_{\mathcal{W}}$  is a key map: the graded averaging map. Its action on some Weil diagram  $w$  is to take the average of all diagrams you can get by rearranging the legs of  $w$  (each multiplied by a sign appropriate to the rearrangement). The map  $\tau$  is the basic quotient map (corresponding to the introduction of the commutativity relations).

**Caution:** Our combinatorial analogue of the “non-commutative Weil complex” defined by the work [AM] is actually a quotient of this complex  $\widetilde{\mathcal{W}}$  by a certain system of relations. The precise corresponding structure we use,  $\widetilde{\mathcal{W}}_{\mathbb{F}}$ , will be discussed later, in Section 8.5. This complex  $\widetilde{\mathcal{W}}$  is the analog of a deeper (and simpler) structure that was discovered in the later work [AM05].

**1.7. Homological Wheeling.** When we compose  $\Upsilon$ , the “Hair-splitting map”, with  $\chi_{\mathcal{W}}$ , the graded averaging map, we get a map which takes elements of  $\mathcal{B}$  to basic cohomology classes in  $\widetilde{\mathcal{W}}$ :

$$\mathcal{B} \xrightarrow{\Upsilon} \mathcal{W}_{\text{basic}} \xrightarrow{\chi_{\mathcal{W}}} \widetilde{\mathcal{W}}_{\text{basic}}.$$

So if we take two elements  $v$  and  $w$  of  $\mathcal{B}$ , then  $(\chi_{\mathcal{W}} \circ \Upsilon)(v \sqcup w)$  represents a basic cohomology class in  $\widetilde{\mathcal{W}}_{\text{basic}}$ .

But there is another way to build a basic cohomology class in  $\widetilde{\mathcal{W}}_{\text{basic}}$  from  $v$  and  $w$ , using the juxtaposition product  $\#$  on  $\widetilde{\mathcal{W}}$ . This is a product on basic cohomology arising from the following product defined on the generating diagrams:

**Theorem 1.7.1** (Homological Wheeling). *Let  $v$  and  $w$  be elements of  $\mathcal{B}$ . Then the two elements of  $\widetilde{\mathcal{W}}_{\text{basic}}$ :*

- $(\chi_{\mathcal{W}} \circ \Upsilon)(v \sqcup w)$
- $(\chi_{\mathcal{W}} \circ \Upsilon)(v) \# (\chi_{\mathcal{W}} \circ \Upsilon)(w)$

*represent the same basic cohomology class.*

The technical fact which underlies Homological Wheeling is that the two maps from the basic subcomplex of  $\widetilde{\mathcal{W}}$  to itself:

$$\widetilde{\mathcal{W}}_{\text{basic}} \begin{array}{c} \xrightarrow{\chi_{\mathcal{W}} \circ \tau} \\ \xleftarrow{\text{id}} \end{array} \widetilde{\mathcal{W}}_{\text{basic}}$$



are chain homotopic. The homotopy is constructed in Section 7. In words: if  $z \in \widetilde{\mathcal{W}}$  represents some basic cohomology class, then its *graded symmetrization* represents the same basic cohomology class. In the case at hand, this fact implies that:

$$(\chi_{\mathcal{W}} \circ \Upsilon)(v) \# (\chi_{\mathcal{W}} \circ \Upsilon)(w)$$

and

$$(\chi_{\mathcal{W}} \circ \tau)((\chi_{\mathcal{W}} \circ \Upsilon)(v) \# (\chi_{\mathcal{W}} \circ \Upsilon)(w)) = (\chi_{\mathcal{W}} \circ \Upsilon)(v \sqcup w)$$

represent the same basic cohomology class, as required.

Before commencing on the formalities, let's compare Wheeling and Homological Wheeling:

Wheeling	Homological Wheeling
The Wheeling map $\partial_{\Omega}$ : Gluing the Duflo element $\Omega$ into legs in all possible ways.	The Hair-splitting map $\Upsilon$ : Gluing forks into legs in all possible ways.
The averaging map $\chi_{\mathcal{B}}$ .	The graded averaging map $\chi_{\mathcal{W}}$ .
Wheeling says: $(\chi_{\mathcal{B}} \circ \partial_{\Omega})(v \sqcup w)$ and $(\chi_{\mathcal{B}} \circ \partial_{\Omega})(v) \# (\chi_{\mathcal{B}} \circ \partial_{\Omega})(w)$ are equal in $\mathcal{A}$ .	HW says: $(\chi_{\mathcal{W}} \circ \Upsilon)(v \sqcup w)$ and $(\chi_{\mathcal{W}} \circ \Upsilon)(v) \# (\chi_{\mathcal{W}} \circ \Upsilon)(w)$ represent the same basic cohomology class in $\widetilde{\mathcal{W}}$ .

Homological Wheeling clarifies Wheeling in a number of different ways:

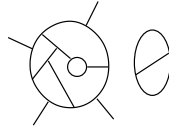
- The map  $\Upsilon$  is considerably simpler and less mysterious than  $\partial_{\Omega}$ .
- HW has a completely transparent and combinatorial proof. The underlying mechanisms of the proof are quite accessible to study and computation.

The cost of HW (at least from the combinatorial point of view) is that transferring statements in  $\widetilde{\mathcal{W}}$  to statements in  $\mathcal{A}$  involves a considerable amount of combinatorial work. In fact, the bulk of this theory, from Section 8 on into the companion work [K], is taken up with such computation.

**1.8. Acknowledgements.** The author has benefitted greatly from the assistance and expertise of Dror Bar-Natan and Eckhard Meinrenken, and many others at the University of Toronto. He also thanks Iain Moffatt for a useful observation on the first version.

## 2. $\mathcal{A}$ , $\mathcal{B}$ AND THE AVERAGING MAP.

Apart from some comments about how we grade diagrams in this work, the material in this section is standard. The algebras  $\mathcal{A}$  and  $\mathcal{B}$  are built from certain graph-theoretic objects called Jacobi diagrams:  $\mathcal{A}$  from *ordered* Jacobi diagrams and  $\mathcal{B}$  from *symmetric* Jacobi diagrams. Here is an example of a symmetric Jacobi diagram:



What is it? It is first of all a graph with vertices of degree 1 and degree 3, with unoriented edges, and possibly with parallel edges and 'loops' (edges both of whose endpoints coincide). In addition, each trivalent vertex with three distinct incoming

edges has an *orientation* (a cyclic ordering of its incident edges). To read the orientation of a vertex from a drawing of a symmetric Jacobi diagram (as above) simply take the counter-clockwise ordering determined by the drawing. Two symmetric Jacobi diagrams are **isomorphic** if there is an isomorphism of their underlying graphs which respects the orientations at the trivalent vertices.

**Definition 2.0.1.** *The space  $\mathcal{B}$  is defined to be the rational vector space obtained by quotienting the vector space of formal finite rational linear combinations of isomorphism classes of symmetric Jacobi diagrams by its subspace generated by the anti-symmetry (AS) and Jacobi (IHX) relations:*

$$\begin{array}{l}
 \text{AS :} \\
 \text{IHX :}
 \end{array}
 \begin{array}{c}
 \begin{array}{c} \text{---} \\ \diagup \quad \diagdown \\ \text{---} \end{array} + \begin{array}{c} \text{---} \\ \diagup \quad \diagdown \\ \text{---} \\ \text{---} \end{array} = 0. \\
 \begin{array}{c} \text{---} \\ \diagup \quad \diagdown \\ \text{---} \end{array} - \begin{array}{c} \text{---} \\ \diagup \quad \diagdown \\ \text{---} \\ \text{---} \end{array} - \begin{array}{c} \text{---} \\ \diagup \quad \diagdown \\ \text{---} \end{array} = 0.
 \end{array}$$

We remark that the relation which sets a diagram featuring a loop to be zero will be considered an instance of an AS relation.

Next let's consider the space  $\mathcal{A}$ . An **ordered Jacobi diagram** is the same as a symmetric Jacobi diagram but has an extra piece of structure: the set of vertices of degree 1 has been ordered.

**Definition 2.0.2.** *The space  $\mathcal{A}$  is defined to be the rational vector space obtained by quotienting the vector space of formal finite rational linear combinations of isomorphism classes of ordered Jacobi diagrams by its subspace generated by the anti-symmetry (AS), Jacobi (IHX) and permutation (STU) relations:*

$$\text{STU :} \quad \begin{array}{c} \text{---} \\ \diagup \quad \diagdown \\ \text{---} \end{array} - \begin{array}{c} \text{---} \\ \diagup \quad \diagdown \\ \text{---} \end{array} - \begin{array}{c} \text{---} \\ \diagup \quad \diagdown \\ \text{---} \end{array} = 0.$$

There is a natural map between these vector spaces, the **averaging map**<sup>2</sup>  $\chi_{\mathcal{B}}$ , which was already recalled in Section 1.2. The proof of the following statement can be read in [B]:

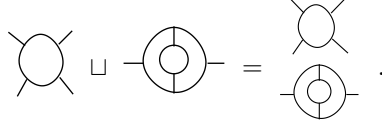
**The formal Poincare-Birkhoff-Witt theorem.** *The averaging map is a vector space isomorphism.*

These spaces have natural product structures. The product on  $\mathcal{A}$  (we'll refer to it as the "juxtaposition product") looks like

$$\begin{array}{c} \text{---} \\ \diagup \quad \diagdown \\ \text{---} \end{array} \# \begin{array}{c} \text{---} \\ \diagup \quad \diagdown \\ \text{---} \\ \text{---} \end{array} = \begin{array}{c} \text{---} \\ \diagup \quad \diagdown \\ \text{---} \end{array} \begin{array}{c} \text{---} \\ \diagup \quad \diagdown \\ \text{---} \\ \text{---} \end{array}.$$

<sup>2</sup>Remark: in this work we require averaging maps between a variety of different spaces. To keep the notation logical we will record the domain space as a subscript on the symbol  $\chi$ .

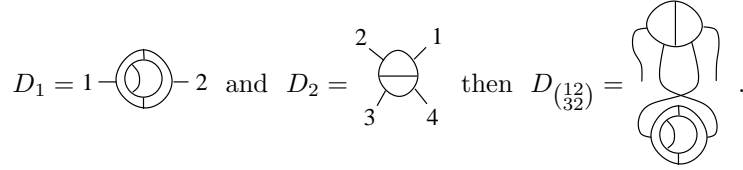
The product on  $\mathcal{B}$  (the “disjoint union” product) looks like



Famously, while the averaging map *is* a vector space isomorphism it is *not* an isomorphism of algebras. But if the averaging map is *preceded* by a certain vector space isomorphism of  $\mathcal{B}$ ,  $\partial_\Omega : \mathcal{B} \rightarrow \mathcal{B}$ , then one *does* obtain an isomorphism of algebras:  $(\chi_{\mathcal{B}} \circ \partial_\Omega)(a \sqcup b) = (\chi_{\mathcal{B}} \circ \partial_\Omega)(a) \# (\chi_{\mathcal{B}} \circ \partial_\Omega)(b)$ . This, of course, is the Wheeling theorem. Our next task, then, is to recall the isomorphism  $\partial_\Omega$ .

**2.1. Operating with diagrams on diagrams.** Let  $D_1$  and  $D_2$  be two symmetric Jacobi diagrams. The notation  $\partial_{D_1}(D_2)$  will denote the result of *operating* with  $D_1$  on  $D_2$ . That is,  $\partial_{D_1}(D_2)$  is defined to be the sum of all the possible symmetric Jacobi diagrams that can be obtained by gluing *all* of the legs of  $D_1$  to *some* of the legs of  $D_2$ .

Let’s say that again with more combinatorial precision. Let  $D_1$  have  $n$  legs, and number them in some way. Let  $D_2$  have  $m$  legs, and number them in some way. For some injection  $\sigma : \{1, \dots, n\} \mapsto \{1, \dots, m\}$  let  $D_\sigma$  denote the diagram that results when the legs of  $D_1$  are joined to the legs of  $D_2$  according to the map  $\sigma$ . For example, if



In these terms the diagram operation can be defined:

$$\partial_{D_1}(D_2) = \sum_{\substack{\text{injections } \sigma \\ \{1, \dots, n\} \rightarrow \{1, \dots, m\}}} D_\sigma .$$

(Note that if  $n > m$  then the result is zero.) We can extend this operation to the case when  $D_1$  and  $D_2$  are finite linear combinations of symmetric Jacobi diagrams in an obvious way.

The wheeling isomorphism  $\partial_\Omega$  is obtained by operating with a certain remarkable *power series* of diagrams,  $\Omega$ . Before introducing this power series we must say a few words about gradings.

**2.2. Gradings and  $\Omega$ .** It is traditional to grade the spaces  $\mathcal{A}$  and  $\mathcal{B}$  by half the number of vertices in the diagram. This grading has no use in this paper, so, to avoid complication, we will ignore it.

On the other hand the *leg-grade* of a diagram will play a crucial role.

**Definition 2.2.1.** Define the **leg-grade** of a symmetric Jacobi diagram to be twice the number of legs of the diagram.

The reason for the weight of 2-per-leg will become clear very soon. If  $\mathcal{B}^n$  denotes the subspace of leg-grade  $n$  then we have a direct-sum decomposition  $\mathcal{B} = \bigoplus_{n=0}^\infty \mathcal{B}^n$ .

When we refer to a **power series  $\Gamma$  of symmetric Jacobi diagrams** we are referring to an element of the direct product vector space  $\Gamma \in \prod_{n=0}^\infty \mathcal{B}^n$ . Note that

if  $\Gamma$  is such a power series, then we get a well-defined map  $\partial_\Gamma : \mathcal{B} \rightarrow \mathcal{B}$  because all but finitely many of the terms of  $\Gamma$  contribute zero.

To introduce  $\Omega$  we will employ a notation that gets used in disparate works in the literature. If we draw a diagram, orient an edge of the diagram at some point, and label that point with a power series in some formal variable  $a$ , then:

$$\left. \begin{array}{c} \vdots \\ \vdots \\ \vdots \end{array} \right\} c_0 + c_1 a + c_2 a^2 + c_3 a^3 + \dots$$

denotes

$$c_0 \left. \begin{array}{c} \vdots \\ \vdots \\ \vdots \end{array} \right\} + c_1 \left. \begin{array}{c} \vdots \\ \vdots \\ \vdots \end{array} \right\} \text{---} + c_2 \left. \begin{array}{c} \vdots \\ \vdots \\ \vdots \end{array} \right\} \text{=} + c_3 \left. \begin{array}{c} \vdots \\ \vdots \\ \vdots \end{array} \right\} \text{=} + \dots$$

**Definition 2.2.2.** *The Wheels element,  $\Omega$ , is the formal power series of symmetric Jacobi diagrams defined by the expression*

$$\Omega = \exp_{\square} \left( \frac{1}{2} \circlearrowleft \ln \left( \frac{\sinh(\frac{a}{2})}{\frac{a}{2}} \right) \right) \in \prod_{n=0}^{\infty} \mathcal{B}^n.$$

The combinatorial mechanisms that produce this element are the main subject of the companion work [K].

### 3. THE COMMUTATIVE WEIL COMPLEX FOR DIAGRAMS

The purpose of this section is the introduction of a certain cochain complex  $\mathcal{W}_{\text{basic}}$ . The next section will describe a certain map of cochain complexes (with the spaces  $\mathcal{B}^i$  assembled into a complex with zero differential),  $\Upsilon_{\text{basic}}^i : \mathcal{B}^i \rightarrow \mathcal{W}_{\text{basic}}^i$ , which gives isomorphisms in cohomology<sup>3</sup>:

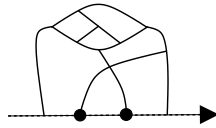
$$H^i(\Upsilon_{\text{basic}}) : \mathcal{B}^i \cong H^i(\mathcal{B}) \xrightarrow{\cong} H^i(\mathcal{W}_{\text{basic}}).$$

Our goal is a clean presentation of the combinatorial constructions. These constructions may appear quite mysterious at first glance, however, so to provide some context to the theory, we'll close the section by constructing a "characteristic class-valued evaluation map". Given the data of a compact Lie group  $G$ , a smooth principal  $G$ -bundle  $P$  with corresponding base  $B = P/G$ , and a connection form  $A$  on  $P$ , we'll construct a map of complexes  $\text{Eval}^{(G,P,A)} : \mathcal{W} \rightarrow \Omega(P)$  (this map *evaluates* Weil diagrams in  $\Omega(P)$ ) which yields a map

$$H \left( \text{Eval}_{\text{basic}}^{(G,P,A)} \right) : \mathcal{B} \cong H(\mathcal{W}_{\text{basic}}) \rightarrow H(\Omega(P)_{\text{basic}}) \cong H_{dR}(B).$$

**3.1. Weil diagrams.** The distinguishing feature of Weil diagrams is that their legs are *graded*. Every leg of a Weil diagram is either of grade 1 or of grade 2. The grade 2 legs are distinguished by drawing them with a fat dot. The **leg-grade** of a Weil diagram is the total grade of the legs. Thus, the following example has leg-grade 6:

<sup>3</sup>A remark concerning our notation: if  $f$  is a chain map between cochain complexes then  $H(f)$  (or sometimes  $H^i(f)$ ) will denote the induced map on cohomology.

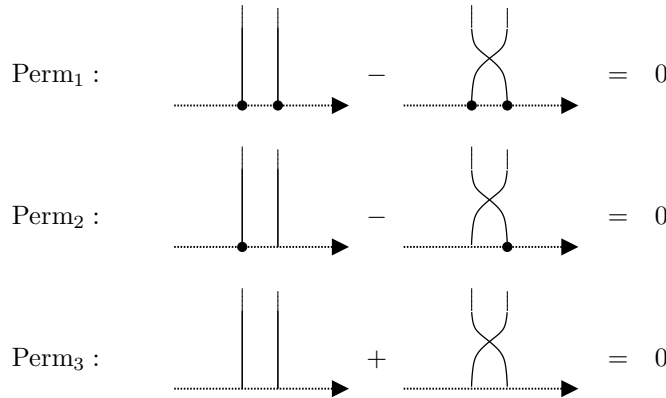


The precise definition of **Weil diagram** is unsurprising: it is a graph with vertices of degree 1 and 3, where each degree 3 vertex is oriented, and the set of degree 1 vertices  $U$  is ordered and weighted by a grading  $U \rightarrow \{1, 2\}$ .

Occasionally a “Weil diagram with a special degree 1 vertex” is used, which is just a Weil diagram except that exactly one of the degree 1 vertices is neither included in the total ordering nor assigned a leg-grading.

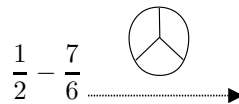
**3.2. Permuting the legs of Weil diagrams.** When constructing spaces from these diagrams, we’ll always employ the familiar AS and IHX relations. The numerous spaces we employ will differ from each other according to how they treat the legs of the diagrams. As there are really quite a number of different sets of relations applied to legs in this work we’ll remind the reader of which space we are in by drawing the arrow on the orienting line in a different style depending on which space the diagram is in.

To begin: consider relations which say that we are allowed to move the legs around freely, as long as when we transpose an adjacent pair of legs we introduce the sign  $(-1)^{xy}$ , where  $x$  and  $y$  are the grades of the two legs involved:



**Definition 3.2.1.** The vector space  $\mathcal{W}^i$  is defined to be the quotient of the vector space of formal finite  $\mathbb{Q}$ -linear combinations of isomorphism classes of Weil diagrams of leg-grade  $i$  by the subspace generated by AS, IHX and Perm relations. If  $i < 0$  then  $\mathcal{W}^i$  is understood to be zero.

**3.2.2. A clarification concerning  $\mathcal{W}^0$ .** We regard the empty diagram as a Weil diagram. Thus, for example,

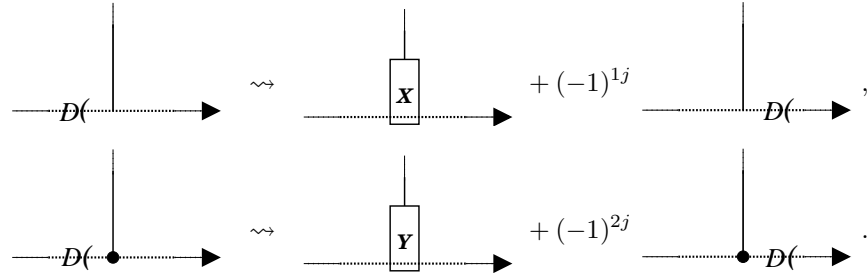


is an element of  $\mathcal{W}^0$ .

To assemble these vector spaces into a complex we first need to learn how to operate on them with “differential operators”.

**3.3. Formal linear differential operators.** A formal linear differential operator of grade  $j$  is a sequence  $\{\mathcal{D}^0, \mathcal{D}^1, \dots\}$  of linear maps  $\mathcal{D}^i : \mathcal{W}^i \rightarrow \mathcal{W}^{i+j}$  defined by a pair of substitution rules. The substitution rules are specified by the following data:  $X$ , a Weil diagram of leg-grade  $j + 1$  with a special degree 1 vertex, and  $Y$ , a Weil diagram of leg-grade  $j + 2$  with a special degree 1 vertex. More generally  $X$  and  $Y$  can be formal finite combinations of such diagrams.

Given  $w$ , a Weil diagram of leg-grade  $i$ , the evaluation of  $\mathcal{D}^i(w)$  begins by placing a copy of the word “ $\mathcal{D}$ (” on the far left-hand end of the base vector and a copy of the symbol “)” on the far right-hand end of the base vector. The word “ $\mathcal{D}$ (” is then pushed towards the “)” by the repeated application of the two substitution rules:



When the word “ $\mathcal{D}$ (” reaches the symbol “)” then that diagram is eliminated and the procedure terminates. In some situations the closing bracket appears earlier along the orienting line. In the typical situation, when the closing bracket appears on the far-right of the orienting line, we’ll omit the brackets altogether. The reader can check that this operation respects the Perm relations.

**3.4. Example: the differential.** Let us illustrate all this by an important specific example. Define the differential  $d^i : \mathcal{W}^i \rightarrow \mathcal{W}^{i+1}$  to be the formal linear differential operator of degree +1 corresponding to the following substitution rules:

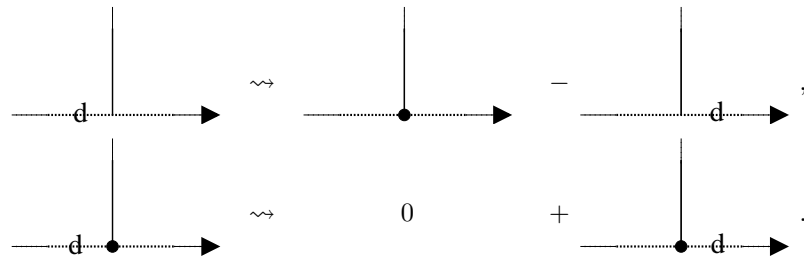
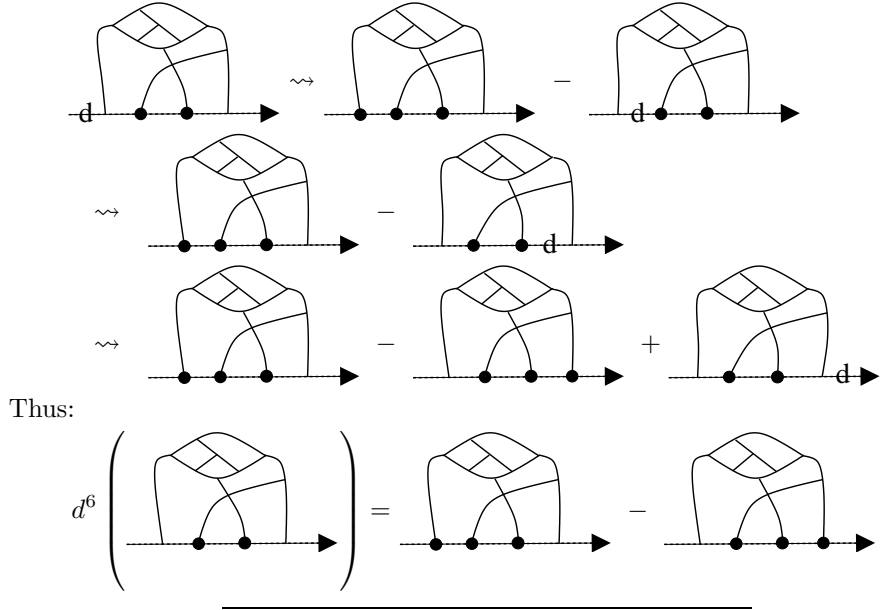


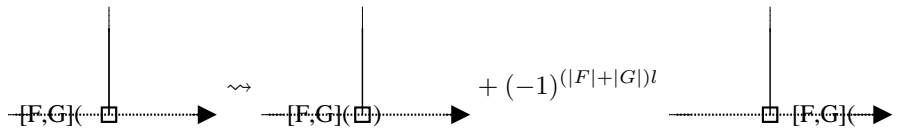
Figure 1 gives an example of the calculation of the value of  $d$ . Before showing that this map actually is a differential (i.e. that  $d \circ d = 0$ ), we’ll record a useful lemma.

**3.5. The Lie algebra of formal linear differential operators.** Let  $F$  and  $G$  be a pair of a pair of formal linear differential operators, of grades  $|F|$  and  $|G|$ . Their graded commutator is defined by  $[F, G] = F \circ G - (-1)^{|F||G|} G \circ F$ . The following lemma (whose proof is a formal exercise in the definitions) says that  $[F, G]$  is *again* a formal linear differential operator.

FIGURE 1. An example of the calculation of  $d$ .



**Lemma 3.5.1.** *The graded commutator  $[F, G]$  is the formal linear differential operator of grade  $|F| + |G|$  associated to the substitution rules*



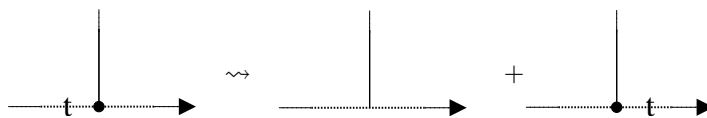
where  $l$  denotes the grade of the leg in the box.

**3.6. The complex  $\mathcal{W}$ .** The system  $\mathcal{W} : 0 \rightarrow \mathcal{W}^0 \xrightarrow{d^0} \mathcal{W}^1 \xrightarrow{d^1} \mathcal{W}^2 \rightarrow \dots$  forms a differential complex. This is because  $d \circ d = \frac{1}{2}[d, d]$ , and Lemma 3.5.1 implies that  $[d, d] = 0$ .

**Proposition 3.6.1.**

$$H^i(\mathcal{W}) = \begin{cases} \mathcal{W}^0 & \text{if } i = 0, \\ 0 & \text{otherwise.} \end{cases}$$

*Proof.* Let  $t$  be the formal linear differential operator of grade  $-1$  defined by the following substitution rule for grade 2 legs



together with the rule that says that  $t$  graded-commutes through grade 1 legs:

$$\begin{array}{ccc} \begin{array}{c} | \\ \text{---} \end{array} & \rightsquigarrow & 0 \quad - \quad \begin{array}{c} | \\ \text{---} \end{array} \\ \text{---} \xrightarrow{t} & & \text{---} \xrightarrow{t} \end{array}$$

It follows from Lemma 3.5.1 that  $[t, d](D) = (\# \text{ of legs of } D) D$ , where  $D$  is an arbitrary Weil diagram. So for every  $i > 0$  define a map  $s^i : \mathcal{W}^i \rightarrow \mathcal{W}^{i-1}$  by

$$s^i(D) = \frac{1}{(\# \text{ of legs of } D)} t^i(D).$$

This is the required contracting homotopy:  $d^{i-1} \circ s^i + s^{i+1} \circ d^i = \text{id}^i$ , when  $i \geq 1$ .  $\square$

So the complex  $\mathcal{W}$  has trivial cohomology. There is, however, a subcomplex of  $\mathcal{W}$ , the *basic* subcomplex  $\mathcal{W}_{\text{basic}}$ , whose cohomology spaces are canonically isomorphic to the  $\{\mathcal{B}^i\}$  (as will be discussed in Section 4). To cut out the subcomplex  $\mathcal{W}_{\text{basic}} \subset \mathcal{W}$ , we need a simple structure we'll call an  $\iota$ -complex.

**3.7.  $\iota$ -complexes.** An  $\iota$ -complex is a pair of complexes together with a grade  $-1$  map  $\iota$  between them. Our first  $\iota$ -complex, to be defined presently, looks like this:

$$\begin{array}{ccccccc} 0 & \longrightarrow & \mathcal{W}^0 & \xrightarrow{d^0} & \mathcal{W}^1 & \xrightarrow{d^1} & \mathcal{W}^2 & \xrightarrow{d^2} & \dots \\ & & \searrow \iota^0 & & \searrow \iota^1 & & \searrow \iota^2 & & \\ 0 & \longrightarrow & \mathcal{W}_\iota^0 & \xrightarrow{d_\iota^0} & \mathcal{W}_\iota^1 & \xrightarrow{d_\iota^1} & \mathcal{W}_\iota^2 & \xrightarrow{d_\iota^2} & \dots \end{array}$$

To be precise: the equations  $d^{i+1} \circ d^i = 0$ ,  $d_\iota^{i+1} \circ d_\iota^i = 0$  and  $\iota^{i+1} \circ d^i = -d_\iota^{i-1} \circ \iota^i$  hold in the above system. (This last equation has a  $(-1)$  because  $d$  is grade 1 and  $\iota$  is grade  $-1$ .)

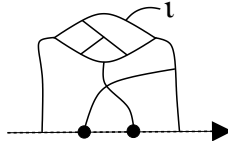
**Definition 3.7.1.** *The basic subcomplex  $\mathcal{K}_{\text{basic}}$  associated to an  $\iota$ -complex  $(\mathcal{K}, \mathcal{K}_\iota, \iota)$  is defined by setting  $\mathcal{K}_{\text{basic}}^i = \text{Ker}(\iota^i)$  and by defining the differential to be the restriction of the differential on  $\mathcal{K}$ . (The rule that  $\iota$  commutes with  $d$  implies that this actually is a subcomplex.)*

**Definition 3.7.2.** *A map  $f : (\mathcal{K}, \mathcal{K}_\iota, \iota_{\mathcal{K}}) \rightarrow (\mathcal{L}, \mathcal{L}_\iota, \iota_{\mathcal{L}})$  between a pair of  $\iota$ -complexes is just a pair of sequences of maps  $(\{f^i : \mathcal{K}^i \rightarrow \mathcal{L}^i\}, \{f_\iota^i : \mathcal{K}_\iota^i \rightarrow \mathcal{L}_\iota^i\})$  commuting with the  $d$ 's and the  $\iota$ 's. (Commuting up to sign as determined by the understanding that  $d$  and  $d_\iota$  are regarded as grade 1 maps,  $f$  and  $f_\iota$  as grade 0 maps, and  $\iota$  as a grade  $-1$  map.)*

*A map  $f : (\mathcal{K}, \mathcal{K}_\iota, \iota_{\mathcal{K}}) \rightarrow (\mathcal{L}, \mathcal{L}_\iota, \iota_{\mathcal{L}})$  between  $\iota$ -complexes restricts to a chain map between their basic subcomplexes. The restriction will be denoted*

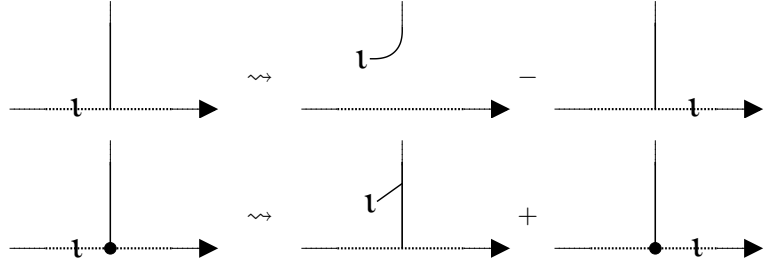
$$f_{\text{basic}} : \mathcal{K}_{\text{basic}} \rightarrow \mathcal{L}_{\text{basic}}.$$

**3.8. The  $\iota$ -complex  $(\mathcal{W}, \mathcal{W}_\iota, \iota)$ .** The space  $\mathcal{W}_\iota^i$  is defined in exactly the same way as the space  $\mathcal{W}^i$ , except that it is based on Weil diagrams with precisely one special degree 1 vertex (in diagrams the special vertex will be labelled by the symbol  $\iota$ ). For example, the following diagram is a generator of  $\mathcal{W}_\iota^6$ :



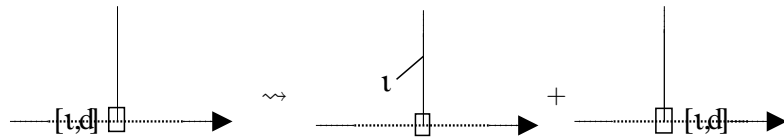


The map  $\iota$  is the formal linear differential operator of grade  $-1$  defined by the substitution rules:

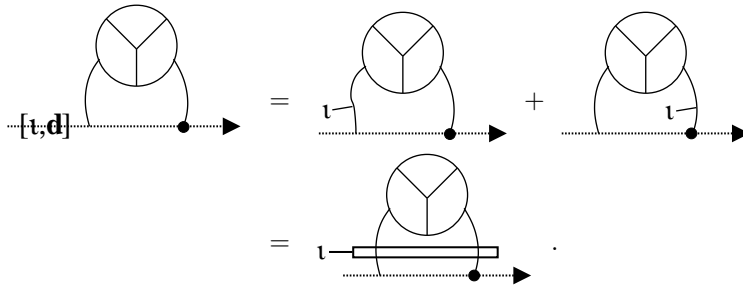


**Proposition 3.8.1.** *With these definitions,  $(\mathcal{W}, \mathcal{W}_\iota, \iota)$  forms an  $\iota$ -complex.*

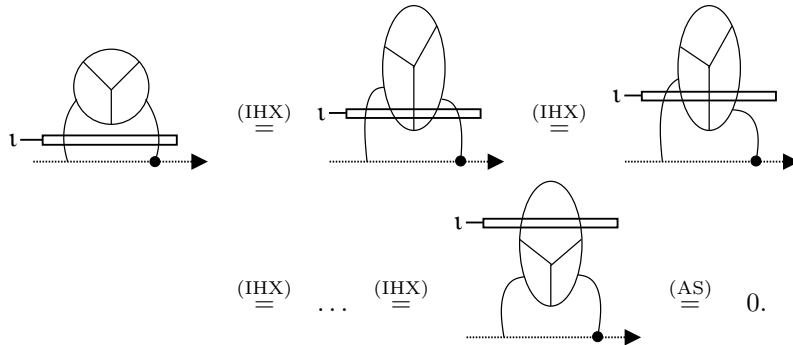
*Proof.* The only remaining thing to verify is that  $[\iota, d] = 0$ . Lemma 3.5.1 tells us that  $[\iota, d]$  is the formal linear differential operator associated to the following substitution rule (the leg in the box can be of either type):



This operator is precisely zero on  $\mathcal{W}$ . To see why this is true we'll examine its action on a generic Weil diagram. To begin:



The box above represents the sum over all ways of placing the end of the  $\iota$ -labelled edge on one of the edges going through the box. Then we can just use the AS and IHX relations to “sweep” the box up and off the diagram:



□

So the triple  $(\mathcal{W}, \mathcal{W}_l, \iota)$  forms an  $\iota$ -complex. Thus we can pass to the basic subcomplex  $\mathcal{W}_{\text{basic}}$ . The computation of the corresponding basic cohomology is the subject of Section 4.

**3.9. The characteristic class-valued evaluation map.** The most commonly asked question that arises when this formalism is described is: what is the  $\iota$  for?

As we discussed in the introduction, these structures start as a formal abstraction of expressions inside Chern-Weil theory. In this section we'll make the relationship more precise, explaining how to 'evaluate' Weil diagrams inside the de Rham complex on a principal bundle, so as to build characteristic classes.

So consider a compact Lie group  $G$  and a smooth manifold  $P$  with a free, smooth left  $G$ -action. It turns out that the space of orbits  $P/G$ , which we'll denote  $B$ , may be uniquely equipped with the structure of a smooth manifold so that  $P$ ,  $B$  and the projection map  $\pi : P \rightarrow B$  form a smooth principal  $G$ -bundle. Indeed, it turns out that every smooth principal  $G$ -bundle arises in this fashion.

The Chern-Weil theory of characteristic classes begins by examining the corresponding pull-back map of differential forms  $\pi^* : \Omega(B) \rightarrow \Omega(P)$  and asking: is this map an injection of graded differential algebras? If so, can we characterize the image of this map? Yes, and yes, are the answers.

The characterization requires the *generating vector fields* of the  $G$ -action on  $P$ . Let  $\mathfrak{g}$  denote the Lie algebra of  $G$ . Given a vector  $\xi \in \mathfrak{g}$ , the vector of the corresponding generating vector field  $\xi_P$  at a point  $p$  of  $P$  is given by the derivative:

$$(\xi_P f)(p) = \left. \frac{d}{dt} f(\exp(-t\xi) \cdot p) \right|_{t=0}.$$

There are two graded differential operators on  $\Omega(P)$  that are naturally associated to a generating vector field  $\xi_P$ :

- $\mathcal{L}_\xi : \Omega^\bullet(P) \rightarrow \Omega^\bullet(P)$ , the Lie derivative along  $\xi_P$ ,
- $\iota_\xi : \Omega^\bullet(P) \rightarrow \Omega^{\bullet-1}(P)$ , the corresponding contraction operator. Given  $\tau$ , a 1-form on  $P$ ,  $\iota_\xi$  simply evaluates  $\tau$  on the vector field  $\xi_P$ . In other words,  $(\iota_\xi \tau)(p) = \tau_p((\xi_P)_p)$ .

**Fact.** *The graded differential operators  $\mathcal{L}_\xi$ ,  $\iota_\xi$  and  $d$  satisfy the following graded commutation relations:*

$$(1) \quad \begin{array}{lll} [\mathcal{L}_\xi, \mathcal{L}_{\xi'}] = \mathcal{L}_{[\xi, \xi']} & [\mathcal{L}_\xi, \iota_{\xi'}] = \iota_{[\xi, \xi']} & [\mathcal{L}_\xi, d] = 0 \\ [\iota_\xi, d] = \mathcal{L}_\xi & [\iota_\xi, \iota_{\xi'}] = 0 & \end{array}$$

Consider, now, some differential form  $\omega$  on  $B$ , and consider its pull-back  $\pi^*(\omega)$  to  $P$ . Our first observation is that any such pull-back has the property that it is annihilated by every  $\mathcal{L}_\xi$  and also by every  $\iota_\xi$ . Before noting the simple reasons for this fact, let's encode it in a definition:

**Definition 3.9.1.** *A differential form on  $P$  is said to be **basic** if it is annihilated by every  $\mathcal{L}_\xi$  and also by every  $\iota_\xi$ . Let  $\Omega(P)_{\text{basic}}$  denote the ring of basic forms.*

**Proposition 3.9.2.** *The pull-back map  $\pi^*$  maps into the ring of basic forms:*

$$\pi^*(\Omega(B)) \subset \Omega(P)_{\text{basic}}.$$

*Proof.* (1st point:  $\mathcal{L}_\xi(\pi^*(\omega)) = 0$ .) A direct implementation of the definitions gives:

$$\begin{aligned} (\mathcal{L}_\xi(\pi^*(\omega)))_p &= \frac{d}{dt} ((\exp(-t\xi)^* \circ \pi^*)(\omega)_p) \\ &= \frac{d}{dt} ((\pi \circ \exp(-t\xi))^*(\omega)_p) \\ &= \frac{d}{dt} (\pi^*(\omega)_p), \\ &= 0, \end{aligned}$$

where to get the penultimate line we have used the fact that the projection map is invariant. (2nd point:  $\iota_\xi(\pi^*(\omega)) = 0$ .) This is for the simple reason that the projection map  $\pi_*$  sends any vector from a generating vector field to zero.  $\square$

Actually, quite a bit more is true. The following improvement follows from the local triviality of a principal bundle.

**Fact.** *The pull back map gives an isomorphism of differential graded algebras*

$$\pi^* : \Omega(B) \xrightarrow{\cong} \Omega(P)_{\text{basic}}.$$

The next step in Chern-Weil theory is to consider *connection forms* on  $P$ , as we will presently recall. Chern-Weil theory asks: how can we build basic forms on  $P$  from the components of a connection form?

A **connection form** is an element  $A \in \mathfrak{g} \otimes \Omega^1(P)$  satisfying the two properties that:

$$(\star) \quad \mathcal{L}_\xi(A) = \text{ad}_\xi(A), \text{ where } \text{ad}_\xi(A) \text{ denotes the adjoint action of } \xi \text{ on the first factor of } \mathfrak{g} \otimes \Omega^1(P).$$

$$(\star\star) \quad \iota_\xi(A) = \xi.$$

Connection forms are equivalent to *connections* on  $P$ . Recall: Letting  $V_pP$  (the “vertical subspace”) denote the subspace of  $T_pP$  spanned by the generating vector fields at  $p$ , a **connection** is a smooth,  $G$ -equivariant decomposition  $T_pP = V_pP \oplus H_pP$  (where  $H_pP$  is called the “horizontal subspace”). To get the corresponding connection form from a connection: observe that the decomposition

$$T_pP = V_pP \oplus H_pP \cong \mathfrak{g} \oplus H_pP$$

gives, at every point  $p$  of  $P$ , a linear map  $T_pP \rightarrow \mathfrak{g}$ . That the element of  $\mathfrak{g} \otimes \Omega^1(P)$  that this map corresponds to satisfies the two properties above is a very instructive exercise.

3.9.3. *Evaluating diagrams in  $\Omega(P)$ .* With these preliminaries in hand we can now turn to constructing a *chain map*

$$\text{Eval}^{(G,P,A)} : \mathcal{W} \rightarrow \Omega(P),$$

depending on the initial data of a compact Lie group  $G$ , a principal  $G$ -bundle  $P$ , and a connection form  $A$  on  $P$ . We will then indicate that this map restricts to a map between the basic subcomplexes  $\text{Eval}_{\text{basic}}^{(G,P,A)} : \mathcal{W}_{\text{basic}} \rightarrow \Omega(P)_{\text{basic}}$ , so that we end up with a map

$$H\left(\text{Eval}_{\text{basic}}^{(G,P,A)}\right) : H(\mathcal{W}_{\text{basic}}) \rightarrow H(\Omega(P)_{\text{basic}}) \cong H(B).$$

We will refer to this map as the **characteristic class-valued evaluation map**. The computation of  $H(\mathcal{W}_{\text{basic}})$ , the “universal ring” in this characteristic class theory, is the subject of the next section. (The answer is  $\mathcal{B}$ .)

The map  $\text{Eval}^{(G,P,A)}$  will be constructed as a state-sum in the familiar way. For completeness, we’ll describe the method in detail here. To begin, let’s fix some notation to refer to three important tensors associated to the initial data.

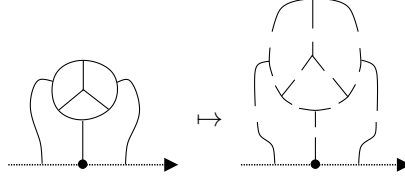
(1. *The inner product.*) The Lie algebra  $\mathfrak{g}$ , being the Lie algebra of a compact Lie group, comes equipped with an inner product which is:

- (1) Symmetric, so that  $\langle v, w \rangle = \langle w, v \rangle$ ;
- (2) Invariant, so that  $\langle [u, v], w \rangle + \langle v, [u, w] \rangle = 0$ ;
- (3) Non-degenerate, so that the map from  $\mathfrak{g}$  to  $\mathfrak{g}^*$  given by  $v \mapsto \langle v, \cdot \rangle$  is an isomorphism. Let  $\varpi : \mathfrak{g}^* \rightarrow \mathfrak{g}$  denote the inverse map.

(2. *The Casimir element.*) The identity map from  $\mathfrak{g}$  to itself can be viewed as an element of  $\mathfrak{g}^* \otimes \mathfrak{g}$ . (In coordinates: introduce a basis  $\{t_a\}_{a=1 \dots \dim \mathfrak{g}}$ . Let  $\{t_a^*\}$  denote the set of dual vectors defined by the rule  $t_a^*(t_b) = \delta_{ab}$ . Then the identity map is  $\sum_a t_a^* \otimes t_a$ .) If we take the tensor representing the identity map and apply  $\varpi$  to the first factor (what physicists call “lowering the index”) then we get a tensor in  $\mathfrak{g} \otimes \mathfrak{g}$  which we’ll refer to as the *Casimir element*. Write this element as a sum  $\sum_a s_a \otimes t_a$ .

(3. *The connection form.*) The connection form  $A$  is an element of  $\mathfrak{g} \otimes \Omega^1(P)$ . Write it as a sum:  $A = \sum_i r_i \otimes \omega_i$ .

We can now construct the state-sum. Consider some Weil diagram. To begin, chop the diagram into pieces by cutting every edge at its midpoint. For example:



The next step is to decorate the chopped-up diagram with tensors. Every piece of the diagram is decorated with a tensor according to what kind of piece it is. The rules are as follows, for trivalent vertices, leg-grade 1 legs, and leg-grade 2 legs, respectively. The relevant tensors are expressed using the notations just discussed.

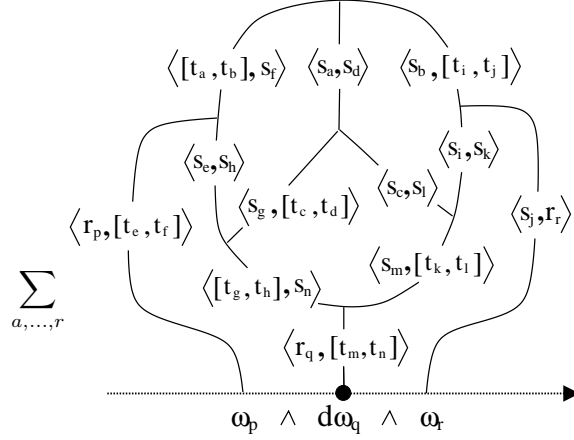
$$\sum_{a,b} s_a \begin{array}{c} [t_a, t_b] \\ \diagup \quad \diagdown \\ s_a \quad s_b \end{array} \quad \sum_i r_i \begin{array}{c} \text{---} \\ | \\ \text{---} \end{array} \omega_i \quad \sum_i r_i \begin{array}{c} \text{---} \\ \bullet \\ \text{---} \end{array} d\omega_i$$

To finish the construction: use the inner product to pair up every pair of elements that face each other where you broke the edges; then take the wedge product of the differential forms that appear along the orienting line at the bottom. An example is exhibited in Figure 2.

**Proposition 3.9.4.** *The map  $\text{Eval}^{(G,P,A)} : \mathcal{W} \rightarrow \Omega(P)$  is well-defined. In other words, it respects the anti-symmetry, Jacobi, and leg permutation relations, and is a chain map.*

The map respects the anti-symmetry and Jacobi relations for usual reasons. That the map respects the leg permutation relations obviously follows from the

FIGURE 2. Constructing the state sum.



grading of the differential forms involved in the state-sum. It is a chain map by construction.

**Proposition 3.9.5.** *The map  $\text{Eval}^{(G,P,A)}$  restricts to a map*

$$\text{Eval}_{\text{basic}}^{(G,P,A)} : \mathcal{W}_{\text{basic}} \rightarrow \Omega(P)_{\text{basic}}$$

*between the basic subcomplexes.*

We'll leave the proof as an instructive exercise. The reader needs to check that a form in the image of this map is annihilated by every  $\mathcal{L}_\xi$  and by every  $\iota_\xi$ . In the case of  $\mathcal{L}_\xi$ : first observe the effect that the degree 0 differential operator  $\mathcal{L}_\xi$  has on an expression like shown in Figure 2 above. Then use the defining property ( $\star$ ) of a connection to convert that expression an appropriate diagrammatic expression. Finish with a sweeping argument. For the case of  $\iota_\xi$ : use the defining property ( $\star\star$ ) of a connection to show that the result of the action by  $\iota_\xi$  must factor through the diagrammatic  $\iota$ .

#### 4. INTRODUCING THE MAP $\Upsilon$ .

In this section we'll see how to map  $\mathcal{B}$ , the familiar space of symmetric Jacobi diagrams, into  $\mathcal{W}$ , the just-introduced commutative Weil complex for diagrams, in order to get isomorphisms in basic cohomology:

$$H^i(\Upsilon_{\text{basic}}) : \mathcal{B}^i \cong H^i(\mathcal{B}_{\text{basic}}) \xrightarrow{\cong} H^i(\mathcal{W}_{\text{basic}}).$$

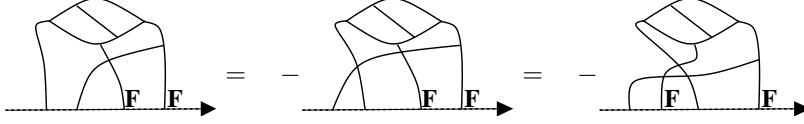
We'll introduce  $\Upsilon$  as the composition of two other maps of  $\iota$ -complexes:

$$(\mathcal{B}, 0, 0) \xrightarrow{\phi_{\mathcal{B}}} (\mathcal{W}_{\mathcal{F}}, \mathcal{W}_{\mathcal{F}\iota}, \iota) \xrightarrow{\mathcal{B}_{\mathcal{F} \rightarrow \bullet}} (\mathcal{W}, \mathcal{W}_{\iota}, \iota).$$

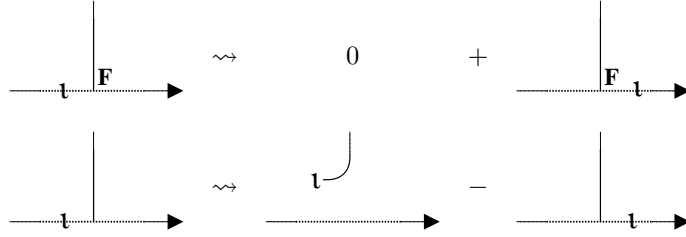
Formally speaking, this section will be rather routine. We'll introduce the  $\iota$ -complex  $(\mathcal{W}_{\mathcal{F}}, \mathcal{W}_{\mathcal{F}\iota}, \iota)$ . Then we'll introduce the maps  $\mathcal{B}_{\mathcal{F} \rightarrow \bullet}$  and  $\phi_{\mathcal{B}}^4$ . Along the way we'll explain that they both induce isomorphisms in basic cohomology.

<sup>4</sup>There is a  $\mathcal{B}$  suffix in this notation to logically distinguish this map from a later  $\mathcal{A}$  version  $\phi_{\mathcal{A}}$ .

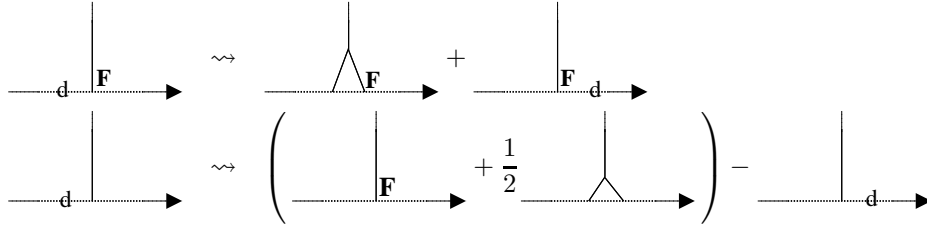
4.1. **A change of basis: The  $\iota$ -complex  $(\mathcal{W}_F, \mathcal{W}_{F_\iota}, \iota)$ .** This should be regarded as the  $\iota$ -complex  $(\mathcal{W}, \mathcal{W}_\iota, \iota)$  viewed under a different basis. This complex employs Weil diagrams with two types of leg: grade 2 legs labelled by the symbol  $\mathbf{F}$ , and grade 1 legs with no decoration. These legs obey the usual permutation rules appropriate to this grading. For example:



The spaces  $\mathcal{W}_F^i$  and  $\mathcal{W}_{F_\iota}^i$  are defined in the obvious way. Indeed, the  $\iota$ -complexes  $(\mathcal{W}, \mathcal{W}_\iota, \iota)$  and  $(\mathcal{W}_F, \mathcal{W}_{F_\iota}, \iota)$  differ from each other only in the definition of the maps  $\iota$  and  $d$ . In this case, the map  $\iota$  is defined to be the formal linear differential operator defined by the substitution rules

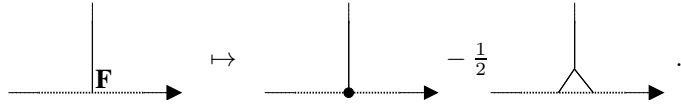


This simplification in  $\iota$  comes at the cost of a more complicated differential:

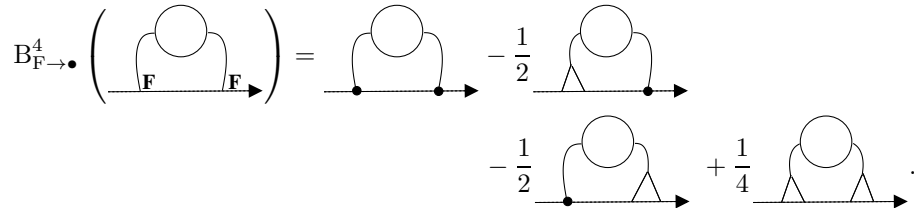


With these definitions,  $(\mathcal{W}_F, \mathcal{W}_{F_\iota}, \iota)$  forms an  $\iota$ -complex. (This is a quick calculation based on Lemma 3.5.1 together with a sweeping argument.)

**Definition 4.1.1.** Define maps  $B_{F \rightarrow \bullet}^i : \mathcal{W}_F^i \rightarrow \mathcal{W}^i$  and  $B_{F \rightarrow \bullet, \iota}^i : \mathcal{W}_{F_\iota}^i \rightarrow \mathcal{W}_\iota^i$  by expanding  $F$ -labelled legs as follows:



For example:



**Proposition 4.1.2.** The ‘change of basis’ map  $B_{F \rightarrow \bullet}$  is a map of  $\iota$ -complexes.

*Proof.* Let's begin by showing that the equation  $d \circ B_{F \rightarrow \bullet} = B_{F \rightarrow \bullet} \circ d$  holds. First consider how  $d$  operates on the expansion of an  $F$ -labelled leg:

$$\begin{aligned}
 & \xrightarrow{d} \begin{array}{c} | \\ \text{F} \\ \hline \bullet \end{array} \xrightarrow{=} \begin{array}{c} | \\ \bullet \\ \hline \end{array} \xrightarrow{-\frac{1}{2}} \begin{array}{c} | \\ \wedge \\ \hline \end{array} \\
 & \rightsquigarrow 0 + \begin{array}{c} | \\ \bullet \\ \hline \end{array} \xrightarrow{-\frac{1}{2}} \begin{array}{c} | \\ \bullet \\ \wedge \\ \bullet \end{array} \xrightarrow{+\frac{1}{2}} \begin{array}{c} | \\ \wedge \\ \bullet \\ \hline \end{array} \\
 & \rightsquigarrow \begin{array}{c} | \\ \bullet \\ \hline \end{array} \xrightarrow{-\frac{1}{2}} \begin{array}{c} | \\ \bullet \\ \wedge \\ \bullet \\ \wedge \\ \bullet \end{array} \xrightarrow{+\frac{1}{2}} \begin{array}{c} | \\ \wedge \\ \bullet \\ \hline \end{array} \xrightarrow{-\frac{1}{2}} \begin{array}{c} | \\ \wedge \\ \bullet \\ \hline \end{array} \xrightarrow{d} \\
 & = \begin{array}{c} | \\ \wedge \\ \bullet \\ \hline \end{array} + \begin{array}{c} | \\ \text{F} \\ \hline \end{array} \xrightarrow{d} \\
 & = \begin{array}{c} | \\ \wedge \\ \text{F} \\ \hline \end{array} + \frac{1}{2} \begin{array}{c} | \\ \wedge \\ \wedge \\ \hline \end{array} + \begin{array}{c} | \\ \text{F} \\ \hline \end{array} \xrightarrow{d} .
 \end{aligned}$$

The required equation holds if the second term above is zero. The following argument provides that fact:

$$\begin{aligned}
 & \begin{array}{c} | \\ \wedge \\ \hline \end{array} \xrightarrow{\text{(IHX)}} \begin{array}{c} | \\ \wedge \\ \hline \end{array} + \begin{array}{c} | \\ \wedge \\ \wedge \\ \hline \end{array} \\
 & \xrightarrow{\text{(Perm)}} \begin{array}{c} | \\ \wedge \\ \wedge \\ \hline \end{array} - \begin{array}{c} | \\ \wedge \\ \wedge \\ \hline \end{array} \xrightarrow{\text{(AS)}} -2 \begin{array}{c} | \\ \wedge \\ \hline \end{array} .
 \end{aligned}$$

The case of the action of  $d$  on the grade 1 legs is treated straightforwardly. The equation  $\iota \circ B_{F \rightarrow \bullet} = B_{F \rightarrow \bullet} \circ \iota$  is also straightforward.  $\square$

**Proposition 4.1.3.** *The maps  $B_{F \rightarrow \bullet}^i$  and  $B_{F \rightarrow \bullet, \iota}^i$  are vector space isomorphisms, and so yield isomorphisms in basic cohomology:*

$$H^i((B_{F \rightarrow \bullet})_{\text{basic}}) : H^i((\mathcal{W}_F)_{\text{basic}}) \xrightarrow{\cong} H^i(\mathcal{W}_{\text{basic}}) .$$

*Proof.* The inverse  $B_{\bullet \rightarrow F}^i : \mathcal{W}^i \rightarrow \mathcal{W}_F^i$  is given by replacing legs as follows:

$$\begin{array}{c} | \\ \bullet \\ \hline \end{array} \mapsto \begin{array}{c} | \\ \text{F} \\ \hline \end{array} + \frac{1}{2} \begin{array}{c} | \\ \wedge \\ \hline \end{array}$$

$\square$

**4.2. The calculation of the basic cohomology of  $(\mathcal{W}, \mathcal{W}_\iota, \iota)$ .** We now turn to the following factor in the definition of  $\Upsilon$ :

$$\underbrace{(\mathcal{B}, 0, 0)}_{\xrightarrow{\phi_{\mathcal{B}}} (\mathcal{W}_F, \mathcal{W}_{F_\iota}, \iota)} \xrightarrow{B_{F \rightarrow \bullet}} (\mathcal{W}, \mathcal{W}_\iota, \iota) .$$

We begin by assembling the spaces  $\mathcal{B}^i$  into an  $\iota$ -complex in the following way (recalling that symmetric Jacobi diagrams are graded by 2-per-leg):

$$\begin{array}{cccccccccccc}
 0 & \longrightarrow & \mathcal{B}^0 & \xrightarrow{0} & 0 & \xrightarrow{0} & \mathcal{B}^2 & \xrightarrow{0} & 0 & \xrightarrow{0} & \mathcal{B}^4 & \xrightarrow{0} & 0 & \xrightarrow{0} & \dots \\
 & & \searrow 0 & & \searrow 0 & & \searrow 0 & & \searrow 0 & & \searrow 0 & & \searrow 0 & & \\
 0 & \longrightarrow & 0 & \longrightarrow & 0 & \longrightarrow & 0 & \longrightarrow & 0 & \longrightarrow & 0 & \longrightarrow & 0 & \longrightarrow & \dots
 \end{array}$$

Note the obvious fact that

$$H^i(\mathcal{B}_{\text{basic}}) = \begin{cases} \mathcal{B}^i & \text{if } i \text{ is even,} \\ 0 & \text{if } i \text{ is odd.} \end{cases}$$

Define a map  $\phi_{\mathcal{B}}^i : \mathcal{B}^i \rightarrow \mathcal{W}_{\mathbf{F}}^i$  on some symmetric Jacobi diagram  $D$  by simply choosing some ordering of its legs and labelling each of them with an  $\mathbf{F}$ . For example:

$$\phi_{\mathcal{B}}^8 \left( \text{diagram with 8 legs} \right) = \text{diagram with 8 legs labeled } \mathbf{F} \mathbf{F} \mathbf{F} \mathbf{F} \mathbf{F} \mathbf{F} \mathbf{F} \mathbf{F} \mathbf{F}$$

**Proposition 4.2.1.** *The map  $\phi_{\mathcal{B}}$  is a map of  $\iota$ -complexes.*

*Proof.* The only thing we need to show is that if  $D$  is a symmetric Jacobi diagram then  $\iota(\phi_{\mathcal{B}}(D)) = 0$  and  $d(\phi_{\mathcal{B}}(D)) = 0$ . The first equation is clear (given the defined operation of  $\iota$  on curvature legs). The following example will show why the second equation holds:

$$\begin{array}{l}
 \text{diagram} \xrightarrow{d} \mathbf{F} \mathbf{F} \mathbf{F} \mathbf{F} \\
 \rightsquigarrow \text{diagram} + \text{diagram} + \text{diagram} + \text{diagram} \\
 = \text{diagram} = 0.
 \end{array}$$

□

**Proposition 4.2.2.** *The map  $\phi_{\mathcal{B}}$  yields isomorphisms on basic cohomology:*

$$H^i((\phi_{\mathcal{B}})_{\text{basic}}) : H^i(\mathcal{B}_{\text{basic}}) \xrightarrow{\cong} H^i((\mathcal{W}_{\mathbf{F}})_{\text{basic}}).$$

*Proof.* (In this proof the symbol  $\iota$  refers to the  $\iota$  map in the complex  $\mathcal{W}_{\mathbf{F}}$ .) It suffices to show that:

$$\begin{cases} \phi_{\mathcal{B}}^j : \mathcal{B}^j \xrightarrow{\cong} \ker(\iota^j) & \text{if } j \text{ is even,} \\ \ker(\iota^j) = 0 & \text{if } j \text{ is odd.} \end{cases}$$

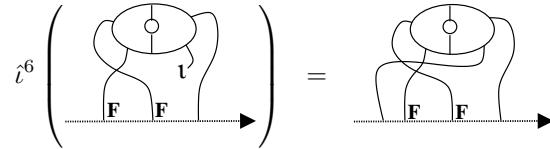
To determine  $\ker(\iota^j)$ : observe that there is a direct-sum decomposition

$$\mathcal{W}_{\mathbf{F}}^i = \bigoplus_{j=0}^i \mathcal{W}_{\mathbf{F}}^{i,j}$$



where  $\mathcal{W}_F^{i,j}$  is the subspace generated by Weil diagrams with exactly  $j$  grade 1 legs. This direct-sum decomposition exists because there are no relations involving diagrams with varying numbers of such legs. Note that  $\mathcal{W}^{i,0}$  is obviously isomorphic to  $\mathcal{B}^i$ .

The proposition follows immediately from the claim that  $\ker(\iota^i) = \mathcal{W}_F^{i,0}$ . Note that it is immediate from the action of  $\iota$  on  $\mathbf{F}$ -labelled legs that  $\ker(\iota^i) \supset \mathcal{W}_F^{i,0}$ . To prove that  $\ker(\iota^i) \subset \mathcal{W}_F^{i,0}$ , let  $\hat{\iota}^i : \mathcal{W}_{F^l}^{i-1} \rightarrow \mathcal{W}_F^i$  be the map which takes the special  $\iota$ -labelled leg and places it at the far left hand end of the orienting line. For example:



Observe that  $(\hat{\iota}^i \circ \iota^i)(D) = jD$ , if  $D \in \mathcal{W}_{F^l}^{i,j}$ . Thus  $\ker(\iota^i) \subset \ker(\hat{\iota}^i \circ \iota^i) = \mathcal{W}^{i,0}$ , establishing the claim.  $\square$

To summarize: If we define maps  $\Upsilon^i$  by the composition  $\Upsilon^i = B_{F \rightarrow \bullet}^i \circ \phi_{\mathcal{B}}^i$ , then Propositions 4.1.3 and 4.2.2 give us the following theorem.

**Theorem 4.2.3.** *The induced maps  $H^i(\Upsilon_{\text{basic}}) : \mathcal{B}^i \cong H^i(\mathcal{B}_{\text{basic}}) \rightarrow H^i(\mathcal{W}_{\text{basic}})$  are isomorphisms.*

5. THE NON-COMMUTATIVE WEIL COMPLEX.

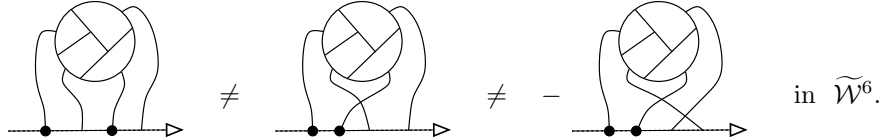
In this section we embed the commutative Weil complex for diagrams into a larger  $\iota$ -complex, the *non-commutative* Weil complex for diagrams:

$$\chi_{\mathcal{W}} : (\mathcal{W}, \mathcal{W}_l, \iota) \rightarrow (\widetilde{\mathcal{W}}, \widetilde{\mathcal{W}}_l, \iota).$$

This larger complex is built in the same way as  $\mathcal{W}$  but without introducing the permutation relations; the embedding  $\chi_{\mathcal{W}}$  is the graded averaging map. The key technical theorem regarding this  $\iota$ -complex says, in essence, that every cocycle  $z$  in  $\widetilde{\mathcal{W}}_{\text{basic}}$  has its corresponding basic cohomology class  $[z]$  represented by its graded symmetrisation  $(\chi_{\mathcal{W}} \circ \tau)(z)$ .

**Definition 5.0.4.** *Define vector spaces  $\widetilde{\mathcal{W}}^i$  in exactly the same way as the vector spaces  $\mathcal{W}^i$  but without introducing the permutation relations.*

For the purposes of clarity, we'll always draw generators of  $\widetilde{\mathcal{W}}$ , which we'll refer to as **non-commutative Weil diagrams**, with a certain arrow head on their orienting lines. Observe:



Define  $d, \widetilde{\mathcal{W}}_l$ , and  $\iota$  in the obvious way. These definitions form an  $\iota$ -complex (the calculation that  $[d, \iota] = 0$  is exactly the same here as it is for  $\mathcal{W}$ , Lemma 3.8.1).

The basic subcomplex here seems much harder to construct explicitly than it is in the commutative case. It is a startling and central fact, however, that the two

$\iota$ -complexes have canonically isomorphic basic cohomology spaces. We'll show this by constructing a chain equivalence of  $\iota$ -complexes:

$$\mathcal{W} \begin{array}{c} \xrightarrow{\chi_{\mathcal{W}}} \\ \xleftarrow{\tau} \end{array} \widetilde{\mathcal{W}}.$$

**Definition 5.0.5.** Define the **graded averaging maps**

$$\chi_{\mathcal{W}}^i : \mathcal{W}^i \rightarrow \widetilde{\mathcal{W}}^i \quad \text{and} \quad \chi_{\mathcal{W},\iota}^i : \mathcal{W}_\iota^i \rightarrow \widetilde{\mathcal{W}}_\iota^i$$

by declaring the value of  $\chi_{\mathcal{W}}$  (and similarly for  $\chi_{\mathcal{W},\iota}$ ) on some commutative Weil diagram to be the average of the (signed) orderings of its legs. For example:

$$\chi_{\mathcal{W}}^4 \left( \begin{array}{c} \text{Weil diagram with 3 legs} \\ \text{on a horizontal line} \end{array} \right) = \frac{1}{6!} \left( \begin{array}{c} \text{Diagram 1} \\ \text{Diagram 2} \\ \text{Diagram 3} \\ \text{Diagram 4} \\ \text{Diagram 5} \\ \text{Diagram 6} \end{array} \right).$$

**Definition 5.0.6.** Define the **forget-the-ordering maps**

$$\tau^i : \widetilde{\mathcal{W}}^i \rightarrow \mathcal{W}^i \quad \text{and} \quad \tau_\iota^i : \widetilde{\mathcal{W}}_\iota^i \rightarrow \mathcal{W}_\iota^i$$

by simply obtaining a commutative Weil diagram from a given non-commutative Weil diagram by forgetting the ordering of the legs. For example:

$$\tau^4 \left( \begin{array}{c} \text{Weil diagram with 3 legs} \\ \text{on a horizontal line} \end{array} \right) = \begin{array}{c} \text{Weil diagram with 3 legs} \\ \text{on a horizontal line} \end{array} \in \mathcal{W}^4.$$

Note that  $\chi_{\mathcal{W}} : \mathcal{W} \rightarrow \widetilde{\mathcal{W}}$  and  $\tau : \widetilde{\mathcal{W}} \rightarrow \mathcal{W}$  are both maps of  $\iota$ -complexes. (This is immediate for  $\tau$ ; for  $\chi_{\mathcal{W}}$  it may take a few minutes reflection.)

The composition  $\tau \circ \chi_{\mathcal{W}}$  is clearly equal to the identity  $\text{id}_{\mathcal{W}}$ . Furthermore, we shall presently declare the two maps of  $\iota$ -complexes  $\text{id}_{\widetilde{\mathcal{W}}}$  and  $\chi_{\mathcal{W}} \circ \tau$  to be “ $\iota$ -chain homotopic”. This fact is the technical heart of this work. Let us first spell out what “ $\iota$ -chain homotopic” means.

An  **$\iota$ -chain homotopy**  $s$  between two maps of  $\iota$ -complexes

$$(\mathcal{K}, \mathcal{K}_\iota, \iota) \begin{array}{c} \xrightarrow{f} \\ \xrightarrow{g} \end{array} (\mathcal{L}, \mathcal{L}_\iota, \iota).$$

is a pair of sequences of maps

$$s^i : \mathcal{K}^i \rightarrow \mathcal{L}^{i-1} \quad \text{and} \quad s_\iota^i : \mathcal{K}_\iota^i \rightarrow \mathcal{L}_\iota^{i-1}$$

such that

- (1)  $d_{\mathcal{L}}^{i-1} \circ s^i + s^{i+1} \circ d_{\mathcal{K}}^i = f^i - g^i,$
- (2)  $d_{\mathcal{L},\iota}^{i-1} \circ s_\iota^i + s_\iota^{i+1} \circ d_{\mathcal{K},\iota}^i = f_\iota^i - g_\iota^i,$
- (3)  $s_\iota^{i-1} \circ \iota^i + \iota^{i-1} \circ s^i = 0.$

It will not surprise the reader to learn that if two maps of  $\iota$ -complexes are  $\iota$ -chain homotopic, then the induced maps on the basic subcomplexes

$$\mathcal{K}_{\text{basic}} \begin{array}{c} \xrightarrow{f_{\text{basic}}} \\ \xleftarrow{g_{\text{basic}}} \end{array} \mathcal{L}_{\text{basic}}$$

are chain homotopic.

**Theorem 5.0.7** (The key technical theorem). *There exists an  $\iota$ -chain homotopy*

$$s : \widetilde{\mathcal{W}} \rightarrow \widetilde{\mathcal{W}}$$

*between the two maps of  $\iota$ -complexes  $id_{\widetilde{\mathcal{W}}}$  and  $\chi_{\mathcal{W}} \circ \tau$ .*

The construction of this  $\iota$ -chain homotopy is the subject of Section 7.

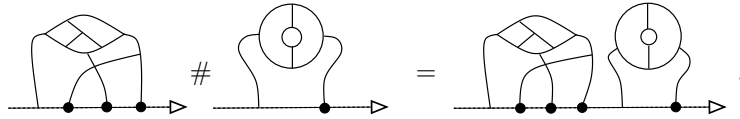
## 6. HOMOLOGICAL WHEELING

In this section we will state the Homological Wheeling (HW) theorem, and point out why it is an immediate consequence of the existence of the  $\iota$ -chain homotopy described in Theorem 5.0.7. In Section 7 that chain homotopy will be constructed, and in Section 8 we'll explain how the usual Wheeling theorem is recovered from HW when certain relations are introduced.

**6.1. The statement.** First we'll make some comments concerning the ingredients of HW. In Section 4.2 we showed how to take symmetric Jacobi diagrams (i.e. generators of  $\mathcal{B}$ ) and construct basic cocycles in  $\mathcal{W}$ . Recall this map  $\Upsilon$ : order the legs of the symmetric Jacobi diagram, label each leg with an  $\mathbf{F}$ , then expand these legs into the usual basis. If we continue on and compose  $\Upsilon$  with the graded averaging map  $\chi_{\mathcal{W}}$ , then we have constructed basic cocycles in  $\widetilde{\mathcal{W}}$  (because the graded averaging map is a map of  $\iota$ -complexes). HW concerns these cocycles. Formalizing this composition:

**Definition 6.1.1.** Let  $\mathbf{H}^i : \mathcal{B}^i \rightarrow H^i(\widetilde{\mathcal{W}}_{\text{basic}})$  denote the linear map given by the formula  $\mathbf{H}^i = H^i((\chi \circ \Upsilon)_{\text{basic}})$ .

The other ingredient in HW is the natural graded product on the  $\iota$ -complex  $\widetilde{\mathcal{W}}$ . For two non-commutative diagrams  $D_1$  and  $D_2$ ,  $D_1 \# D_2$  is defined by placing  $D_2$  to the right of  $D_1$  on the orienting line. For example:



Observe that  $d$  and  $\iota$  satisfy the graded Leibniz rule with respect to this product, so that this product descends to a product on the basic cohomology.

**Homological Wheeling.** Let  $v$  be an element of  $\mathcal{B}^i$  and  $w$  be an element of  $\mathcal{B}^j$ . Then:

$$\mathbf{H}^{i+j}(v \sqcup w) = \mathbf{H}^i(v) \# \mathbf{H}^j(w) \in H^{i+j}(\widetilde{\mathcal{W}}_{\text{basic}}).$$

It is worth re-expressing this theorem in more concrete terms.

**Theorem 6.1.2** (A re-expression of Homological Wheeling). *Let  $v$  be an element of  $\mathcal{B}^i$  and  $w$  be an element of  $\mathcal{B}^j$ . Then there exists an element  $x_{v,w}$  of  $\widetilde{\mathcal{W}}_{\text{basic}}^{i+j-1}$ , (that is, an element of  $\widetilde{\mathcal{W}}^{i+j-1}$  satisfying  $\iota(x_{v,w}) = 0$ ), with the property that*

$$(\chi_{\mathcal{W}} \circ \Upsilon)^i(v) \# (\chi_{\mathcal{W}} \circ \Upsilon)^j(w) = (\chi_{\mathcal{W}} \circ \Upsilon)^{i+j}(v \sqcup w) + d(x_{v,w}) \in \widetilde{\mathcal{W}}^{i+j} .$$

**6.2. The error term.** Here we'll make a brief comment about how the error term in the above statement -  $d(x_{v,w})$  - fits into the big picture. When we introduce relations to recover Wheeling (as described in Section 8) we'll use the knowledge that  $\iota(x_{v,w}) = 0$  to show that that term vanishes. This is more-or-less the reason we have to carry information about the action of the map  $\iota$  through the calculation.

**6.3. How Theorem 5.0.7 implies HW.** Consider the left-hand side of the equation stated in Theorem 6.1.2:  $(\chi_{\mathcal{W}} \circ \Upsilon)(v) \# (\chi_{\mathcal{W}} \circ \Upsilon)(w)$ . If we insert this element into the equation  $\text{id}_{\widetilde{\mathcal{W}}} = \chi_{\mathcal{W}} \circ \tau + s \circ d + d \circ s$ , then we learn that it is equal to

$$(\chi_{\mathcal{W}} \circ \tau) ((\chi_{\mathcal{W}} \circ \Upsilon)(v) \# (\chi_{\mathcal{W}} \circ \Upsilon)(w)) + d(s((\chi_{\mathcal{W}} \circ \Upsilon)(v) \# (\chi_{\mathcal{W}} \circ \Upsilon)(w))),$$

where we have used the fact that  $(\chi_{\mathcal{W}} \circ \Upsilon)(v) \# (\chi_{\mathcal{W}} \circ \Upsilon)(w)$  is a cocycle in  $\widetilde{\mathcal{W}}$ .

It takes but a moment to agree that

$$(\chi_{\mathcal{W}} \circ \tau) ((\chi_{\mathcal{W}} \circ \Upsilon)(v) \# (\chi_{\mathcal{W}} \circ \Upsilon)(w)) = (\chi_{\mathcal{W}} \circ \Upsilon)(v \sqcup w) ,$$

and, setting

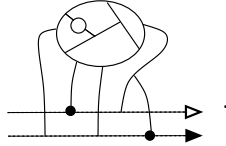
$$x_{v,w} = s((\chi_{\mathcal{W}} \circ \Upsilon)(v) \# (\chi_{\mathcal{W}} \circ \Upsilon)(w)) ,$$

we have the required right-hand side (noting that  $\iota(x_{v,w}) = 0$  because  $s$  commutes with  $\iota$  and  $(\chi_{\mathcal{W}} \circ \Upsilon)(v) \# (\chi_{\mathcal{W}} \circ \Upsilon)(w)$  is a basic element of  $\widetilde{\mathcal{W}}$ ). □

## 7. THE CONSTRUCTION OF THE $\iota$ -CHAIN HOMOTOPY $s$ .

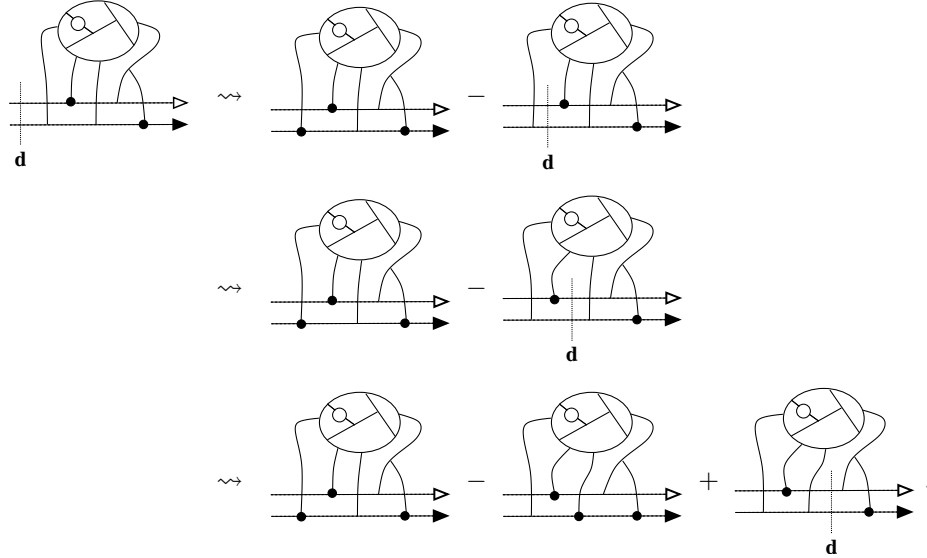
The construction of the  $\iota$ -chain homotopy  $s$  and the verification of its properties is a 100% combinatorial exercise. The combinatorial work takes place in two  $\iota$ -complexes  $\mathcal{T}$  and  $\mathcal{T}_{\text{dR}}$ . The  $\iota$ -complex  $\mathcal{T}$  is an intermediary between  $\mathcal{W}$  and  $\widetilde{\mathcal{W}}$ , with some legs behaving as if they are in  $\mathcal{W}$  and some legs behaving as if they are in  $\widetilde{\mathcal{W}}$ . The complex  $\mathcal{T}_{\text{dR}}$  may be viewed as a formal version of the result of tensoring  $\mathcal{T}$  with the de Rham complex over the interval, which will allow us to mimic a Stokes theorem argument combinatorially.

**7.1. The  $\iota$ -complex  $\mathcal{T}$ .** The  $\iota$ -complex  $\mathcal{T}$  is based on diagrams of the following sort, which will be referred to as  $\mathcal{T}$ -diagrams:



In a  $\mathcal{T}$ -diagram two legs never lie on the same vertical line. Thus the set of legs of a  $\mathcal{T}$ -diagram is ordered. The rules for permuting the order of legs depend on which orienting lines they lie on. If they lie on different orienting lines, or both lie on the bottom (the *commutative*) orienting line, then they can be permuted, up to

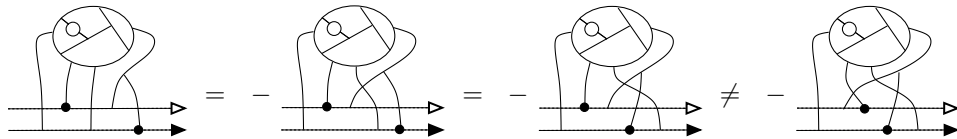
FIGURE 3. An example of the calculation of  $d_{\mathcal{T}}$ .



Thus:

$$d_{\mathcal{T}}^7 \left( \begin{array}{c} \text{stick figure} \\ \text{on line} \end{array} \right) = \begin{array}{c} \text{stick figure} \\ \text{on line} \end{array} - \begin{array}{c} \text{stick figure} \\ \text{on line} \end{array} + \begin{array}{c} \text{stick figure} \\ \text{on line} \end{array} .$$

sign, in the usual way. If, however, they both lie on the top (the *non-commutative*) line, then they cannot be permuted. Thus, in  $\mathcal{T}^7$ :



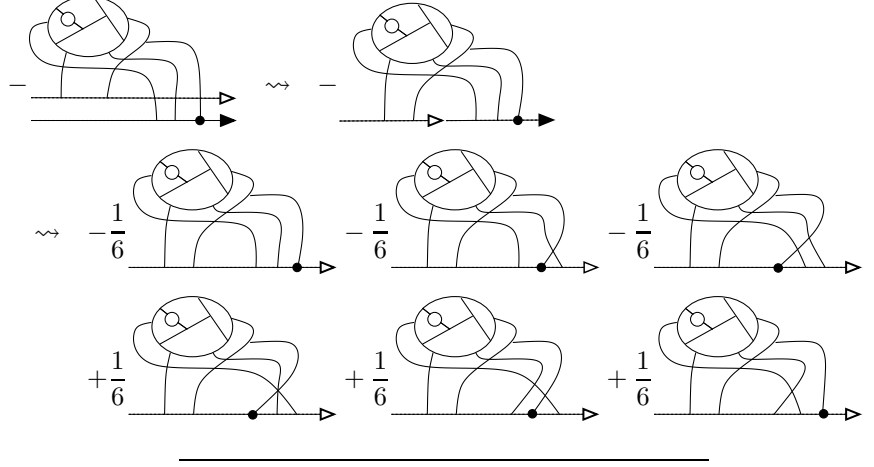
We'll apply formal linear differential operators to these spaces. To apply a differential operator one thinks of a vertical line sweeping along the pair of orienting lines. Figure 3 shows an example of the calculation of this differential. The map  $\iota$  is defined similarly, and with these definitions  $(\mathcal{T}, \mathcal{T}_L, \iota_{\mathcal{T}})$  forms an  $\iota$ -complex.

Constructions in  $\mathcal{T}$  can be translated to  $\widetilde{\mathcal{W}}$  by means of a certain map of  $\iota$ -complexes  $\omega : (\mathcal{T}, \mathcal{T}_L, \iota_{\mathcal{T}}) \rightarrow (\widetilde{\mathcal{W}}, \widetilde{\mathcal{W}}_L, \iota_{\widetilde{\mathcal{W}}})$ .

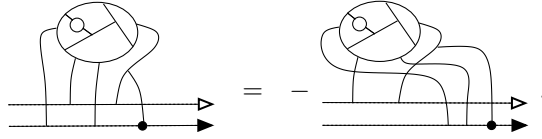
**Definition 7.1.1.** *The value of the map  $\omega$  on some  $\mathcal{T}$ -diagram is constructed in two steps.*

- (1) *Permute (with the appropriate signs) the legs of the diagram so that all the legs lying on the commutative orienting line lie to the right of all the legs*

FIGURE 4. The second step in the definition of  $\omega$ .

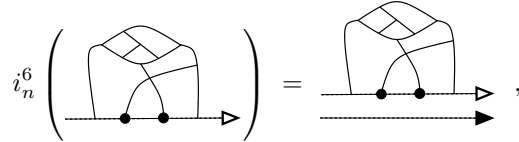


lying on the non-commutative orienting line. For example:



- (2) Now take the average of all (signed) permutations of the legs on the commutative orienting line and adjoin the result to the right-hand end of the non-commutative orienting line. The example is concluded in Figure 4.

There are two natural maps of  $\iota$ -complexes from the  $\iota$ -complex  $\widetilde{\mathcal{W}}$  to the  $\iota$ -complex  $\mathcal{T}$ . They are  $i_n : \widetilde{\mathcal{W}} \rightarrow \mathcal{T}$ , the map which puts all legs of the original diagram on the top (non-commutative) line, as in:



and  $i_c : \widetilde{\mathcal{W}} \rightarrow \mathcal{T}$ , the corresponding map which puts all legs of the original diagram on the bottom (commutative) line. Observe that

$$\chi_{\mathcal{W}} \circ \tau = \omega \circ i_c \quad \text{and that} \quad \text{id}_{\widetilde{\mathcal{W}}} = \omega \circ i_n.$$

**Theorem 7.1.2.** *There exists an  $\iota$ -chain homotopy  $s_{\mathcal{T}} : \widetilde{\mathcal{W}} \rightarrow \mathcal{T}$  between the two maps  $i_n$  and  $i_c$ .*

The construction of this  $\iota$ -chain homotopy is the subject of the next two subsections. The key theorem, Theorem 5.0.7, is a quick consequence of it. The required  $\iota$ -homotopy is defined by the formula  $s = \omega \circ s_{\mathcal{T}}$ .

*Proof of Theorem 5.0.7.* We must check that this map satisfies the properties of an  $\iota$ -chain homotopy between the maps  $\chi_{\mathcal{W}} \circ \tau$  and  $\text{id}_{\widetilde{\mathcal{W}}}$ . To begin, note that

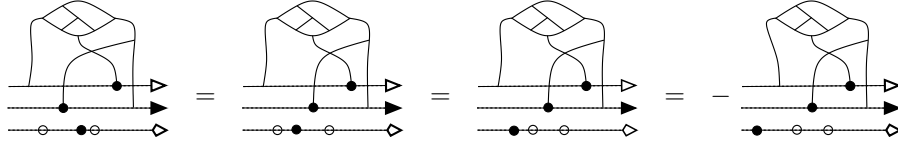
$s$  commutes with  $\iota$ . This is because  $s_{\mathcal{T}}$  commutes with  $\iota$  (as asserted by Theorem 7.1.2) and because  $\omega$  is a map of  $\iota$ -complexes. We must also check:

$$\begin{aligned} \text{id}_{\overline{\mathcal{W}}} - \chi_{\mathcal{W}} \circ \tau &= \omega \circ (i_n - i_c) \\ &= \omega \circ (d \circ s_{\mathcal{T}} + s_{\mathcal{T}} \circ d), \\ &= d \circ \omega \circ s_{\mathcal{T}} + \omega \circ s_{\mathcal{T}} \circ d, \\ &= d \circ s + s \circ d. \end{aligned}$$

To obtain the penultimate line above we used the fact that  $\omega$  is a map of  $\iota$ -complexes. □

**7.2. The  $\iota$ -complex  $\mathcal{T}_{\text{dR}}$ .** It remains for us to prove Theorem 7.1.2: to construct an  $\iota$ -chain homotopy  $s_{\mathcal{T}}$  between the map  $i_n$  which puts all legs on the non-commutative line, and the map  $i_c$  which puts all legs on the commutative line. This construction will employ a subsidiary  $\iota$ -complex:  $\mathcal{T}_{\text{dR}}$ .

The  $\iota$ -complex  $\mathcal{T}_{\text{dR}}$  is based on diagrams which have a third orienting line. No legs lie on this third line; instead, this third line can be labelled by hollow discs, which are of grade 0, and filled-in discs, which are of grade 1. These circles can be moved about with the permutation rules appropriate to that grading. For example, in  $\mathcal{T}_{\text{dR}}^7$ :

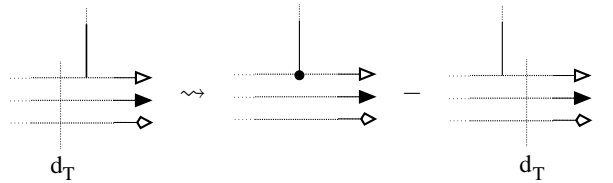


It is a consequence of the permutation rules that a diagram with more than one filled-in disc is precisely zero.

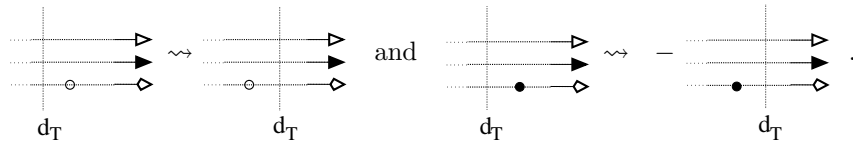
It will be convenient for the discussion to come to define the differential as a sum of two grade 1 operators

$$(2) \quad d_{\mathcal{T}_{\text{dR}}} = d_{\mathcal{T}} + d_{\bullet}.$$

The operator  $d_{\mathcal{T}}$  is defined by the usual substitution rules operating on the first two lines, such as

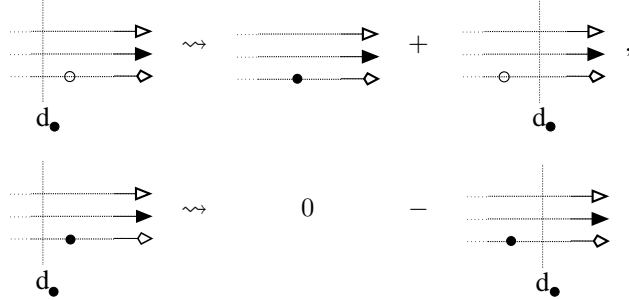


and rules that say that  $d_{\mathcal{T}}$  (graded) commutes through any labels on the third line:



On the other hand, the operator  $d_{\bullet}$  is defined by rules that say that it (graded) commutes through any legs on the first two lines together with the following rules

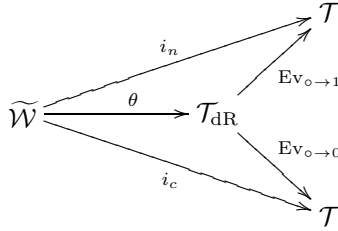
which apply to the third line:



The map  $\iota$  is defined by the usual rules for  $\iota$  applied to the first two lines, together with rules which say that  $\iota$  (graded) commutes through anything on the third line. We invite the reader to check that, with these definitions,  $\mathcal{T}_{\text{dR}}$  does indeed form an  $\iota$ -complex.

**7.3. The construction of the  $\iota$ -chain homotopy  $s_{\mathcal{T}}$ .** What is this curious complex  $\mathcal{T}_{\text{dR}}$  all about then? The empty disc can be thought of as a formal parameter (it may be useful to mentally replace the open discs with the symbol ‘ $t$ ’), and the filled disc is its differential (‘ $dt$ ’). We chose to use discs to emphasise the fully combinatorial nature of the manipulations of this section.

We’ll begin the construction of  $s_{\mathcal{T}}$  by introducing the elements of the following diagram of maps of  $\iota$ -complexes:



In words: we are going to  $\iota$ -map  $\widetilde{\mathcal{W}}$  into  $\mathcal{T}_{\text{dR}}$  in such a way that when we then set the formal variable to 0 (this will be  $\text{Ev}_{o \rightarrow 0}$ ) then all legs are pushed to the commutative line (in other words, we get  $i_c$ ), while when we set the formal variable to 1 (i.e.  $\text{Ev}_{o \rightarrow 1}$ ) then all legs are pushed to the non-commutative line (i.e.  $i_n$ ). Later, we’ll exploit a formal version of the fundamental theorem of calculus to get an expression for the difference  $i_n - i_c$  that is the subject of this construction.

So define a map of  $\iota$ -complexes  $\theta : \widetilde{\mathcal{W}} \rightarrow \mathcal{T}_{\text{dR}}$  by replacing legs according to the rules shown in Figure 5. It is not hard to motivate this seemingly complicated map. The maps of degree 1 legs are a formal representation of the combination:

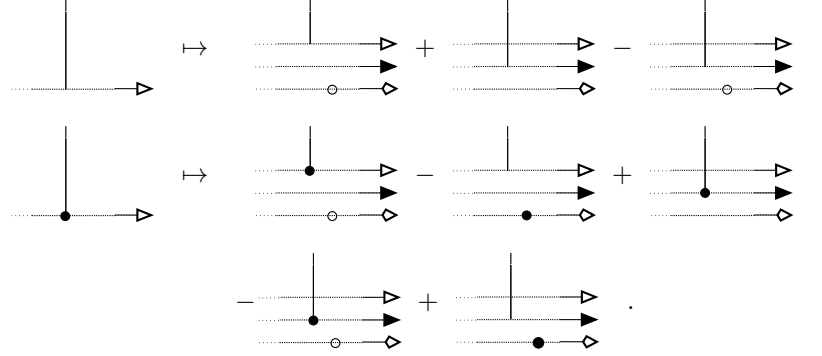
$$t * \left( \begin{array}{l} \text{Place the leg on the} \\ \text{non-commutative line.} \end{array} \right) + (1 - t) * \left( \begin{array}{l} \text{Place the leg on the} \\ \text{commutative line.} \end{array} \right)$$

The degree 2 legs then map in the only way possible that will result in a map of complexes.

**Proposition 7.3.1.** *This defines a map of  $\iota$ -complexes.*



FIGURE 5. The replacement rules defining the map  $\theta$ .



Checking that this is true is an instructive exercise. Now let's meet the combinatorial maps which represent the act of "setting the parameter to 0" and "setting the parameter to 1".

**Definition 7.3.2.** Define a map of  $\iota$ -complexes  $\text{Ev}_{0 \rightarrow 0} : \mathcal{T}_{\text{dR}} \rightarrow \mathcal{T}$  by declaring its value on some diagram to be zero if the third line of the diagram is labelled with anything, otherwise declaring its value to be the diagram that remains when that unlabelled third line is removed.

**Definition 7.3.3.** Define a map of  $\iota$ -complexes  $\text{Ev}_{0 \rightarrow 1} : \mathcal{T}_{\text{dR}} \rightarrow \mathcal{T}$  by declaring its value on a diagram to be 0 if the third line of that diagram has any grade 1 (i.e. filled) discs on it, otherwise declaring its value to be the diagram that remains when the third line is removed.

For example:

$$\text{Ev}_{0 \rightarrow 1} \left( \begin{array}{c} \text{Diagram 1} \\ \text{Diagram 2} \end{array} + \begin{array}{c} \text{Diagram 3} \\ \text{Diagram 4} \end{array} \right) = \begin{array}{c} \text{Diagram 5} \end{array} .$$

The reader can check that, as desired:

- (3)  $i_c = \text{Ev}_{0 \rightarrow 0} \circ \theta,$
- (4)  $i_n = \text{Ev}_{0 \rightarrow 1} \circ \theta.$

Now what we want to study is the difference  $i_n - i_c$ , which we have just shown is equal to:

$$i_n - i_c = (\text{Ev}_{0 \rightarrow 1} - \text{Ev}_{0 \rightarrow 0}) \circ \theta.$$

Intuitively, then, we want to take a difference of what we get when we evaluate some expression at 1 with what we get when we evaluate it at 0. A formal version of the fundamental theorem of calculus will do that for us. First we need to learn to integrate:

**Definition 7.3.4.** Define linear maps  $\int_{\mathcal{T}_{\text{dR}}}^i : \mathcal{T}_{\text{dR}}^i \rightarrow \mathcal{T}^i$  (and also  $\iota$  versions) by the following procedure:

- (1) The value of  $\int_{\mathcal{T}_{\text{dR}}}$  on some diagram is zero unless the diagram has precisely one grade 1 (i.e. filled-in) disc on its third line.
- (2) If a diagram has precisely one such disc, then to calculate the value of  $\int_{\mathcal{T}_{\text{dR}}}$  on the diagram, begin by permuting (with the appropriate signs) the disc to the far-left end of the third line.
- (3) Then remove the third line and multiply the resulting diagram by  $\frac{1}{n+1}$ , where  $n$  is the number of grade 0 discs on that line.

Here is an example of the calculation of  $\int_{\mathcal{T}_{\text{dR}}}$ :

$$\int_{\mathcal{T}_{\text{dR}}} \left( \begin{array}{c} \text{Diagram 1} \\ \text{Diagram 2} \\ \text{Diagram 3} \end{array} \right) = -\frac{1}{5} \begin{array}{c} \text{Diagram 4} \\ \text{Diagram 5} \end{array} .$$

These grade  $-1$  maps do not *quite* commute with all the involved differential operators; observe that the following lemma is not stated in terms of the full differential on  $\mathcal{T}_{\text{dR}}$ . (Equation 2 defines the differential  $d_{\mathcal{T}_{\text{dR}}}$  as a sum of two grade 1 maps:  $d_{\mathcal{T}} + d_{\bullet}$ .)

**Lemma 7.3.5.**

$$(5) \quad \int_{\mathcal{T}_{\text{dR}}} \circ \iota_{\mathcal{T}_{\text{dR}}} + \iota_{\mathcal{T}} \circ \int_{\mathcal{T}_{\text{dR}}} = 0.$$

$$(6) \quad \int_{\mathcal{T}_{\text{dR}}} \circ d_{\mathcal{T}} + d_{\mathcal{T}} \circ \int_{\mathcal{T}_{\text{dR}}} = 0.$$

These equations are straightforward to check - the operation  $\int_{\mathcal{T}_{\text{dR}}}$  is well-defined on  $\mathcal{T}_{\text{dR}}$  so we may assume that the single filled-in disc lies at the far left hand end of the diagram.

**Lemma 7.3.6** (“The fundamental theorem of the calculus.”).

$$\text{Ev}_{\circ \rightarrow 1} - \text{Ev}_{\circ \rightarrow 0} = \int_{\mathcal{T}_{\text{dR}}} \circ d_{\bullet} .$$

*Proof.* We’ll simply check that this equation is true on the different classes of generators. The only non-trivial case when the third line has no grade 1 disc and some positive number  $n$  of grade 0 discs on its third line. Let’s do an example to observe why the equation is true in this case.

First the left-hand side:

$$(\text{Ev}_{\circ \rightarrow 1} - \text{Ev}_{\circ \rightarrow 0}) \left( \begin{array}{c} \text{Diagram} \end{array} \right) = \begin{array}{c} \text{Diagram} \end{array} .$$

Now consider the right-hand side. Applying  $d_\bullet^6$  to this diagram gives:

Thus:

$$\begin{aligned} \left( \int_{\mathcal{T}_{\text{dR}}} \circ d_\bullet \right) \left( \begin{array}{c} \text{Diagram} \\ \text{---} \\ \text{---} \\ \text{---} \end{array} \right) &= 3 \int_{\mathcal{T}_{\text{dR}}} \left( \begin{array}{c} \text{Diagram} \\ \text{---} \\ \text{---} \\ \text{---} \end{array} \right) \\ &= (3) \left( \frac{1}{3} \right) \begin{array}{c} \text{Diagram} \\ \text{---} \\ \text{---} \\ \text{---} \end{array} . \end{aligned}$$

The reader should not have any difficulties constructing a general argument from this example. □

*Proof of Theorem 7.1.2.* Define the required homotopy  $s_{\mathcal{T}}$  by the formula

$$s_{\mathcal{T}} = \int_{\mathcal{T}_{\text{dR}}} \circ \theta.$$

Observe:

$$\begin{aligned} i_n - i_c &= (\text{Ev}_{\circ \rightarrow 1} - \text{Ev}_{\circ \rightarrow 0}) \circ \theta, && \text{(Eqns. 3 and 4),} \\ &= \int_{\mathcal{T}_{\text{dR}}} \circ d_\bullet \circ \theta, && \text{(Lemma 7.3.6),} \\ &= \int_{\mathcal{T}_{\text{dR}}} \circ (d_{\mathcal{T}_{\text{dR}}} - d_{\mathcal{T}}) \circ \theta, && \text{(Eqn. 2),} \\ &= \left( \int_{\mathcal{T}_{\text{dR}}} \circ d_{\mathcal{T}_{\text{dR}}} \circ \theta \right) - \left( \int_{\mathcal{T}_{\text{dR}}} \circ d_{\mathcal{T}} \circ \theta \right), \\ &= \left( \int_{\mathcal{T}_{\text{dR}}} \circ \theta \circ d_{\widetilde{\mathcal{W}}} \right) - \left( \int_{\mathcal{T}_{\text{dR}}} \circ d_{\mathcal{T}} \circ \theta \right), && \text{(Prop. 7.3.1),} \\ &= \left( \int_{\mathcal{T}_{\text{dR}}} \circ \theta \circ d_{\widetilde{\mathcal{W}}} \right) + (d_{\mathcal{T}} \circ \int_{\mathcal{T}_{\text{dR}}} \circ \theta), && \text{(Eqn. 5),} \\ &= s_{\mathcal{T}} \circ d_{\widetilde{\mathcal{W}}} + d_{\mathcal{T}} \circ s_{\mathcal{T}}. \end{aligned}$$

□

## 8. HOW TO OBTAIN WHEELING FROM HOMOLOGICAL WHEELING.

**8.1.  $(d, \iota)$ -pairs.** For the remainder of this work we'll be working with a number of systems without a natural  $\mathbb{Z}$ -grading, so it will be necessary to adjust our language a little. Define a  $(d, \iota)$ -pair to be a pair of vector spaces with maps,

$$d \left( \bigcirc \mathcal{V} \xrightarrow{\iota} \mathcal{V}_\iota \bigcirc \right) d_\iota$$

such that  $d^2 = 0$ ,  $d_\iota^2 = 0$  and  $d \circ \iota = -\iota \circ d$ . An  $\iota$ -complex, such as  $\widetilde{\mathcal{W}}$ , may be viewed as a  $(d, \iota)$ -pair in the following way:

$$\oplus^{d^i} \left( \bigcirc \bigoplus_{i=0}^{\infty} \widetilde{\mathcal{W}}^i \xrightarrow{\oplus \iota} \bigoplus_{i=0}^{\infty} \widetilde{\mathcal{W}}_\iota^i \bigcirc \right) \oplus^{d_\iota^i} .$$

Write  $\widetilde{\mathcal{W}} = \bigoplus_{i=0}^{\infty} \widetilde{\mathcal{W}}^i$  and  $\widetilde{\mathcal{W}}_\iota = \bigoplus_{i=0}^{\infty} \widetilde{\mathcal{W}}_\iota^i$ .

**8.2. The roadmap.** Recall the statement of Homological Wheeling: Given elements  $v \in \mathcal{B}^i$  and  $w \in \mathcal{B}^j$ , there exists an element  $x_{v,w}$  of  $\widetilde{\mathcal{W}}^{i+j-1}$  such that  $\iota(x_{v,w}) = 0$  and such that

$$(\chi_{\mathcal{W}} \circ \Upsilon)^i(v) \# (\chi_{\mathcal{W}} \circ \Upsilon)^j(w) = (\chi_{\mathcal{W}} \circ \Upsilon)^{i+j}(v \sqcup w) + d(x_{v,w}) \in \widetilde{\mathcal{W}}^{i+j}.$$

This statement holds in  $\widetilde{\mathcal{W}}$ , whereas we want a statement in  $\mathcal{A}$ , the space of ordered Jacobi diagrams. Well, the non-commutative space  $\widetilde{\mathcal{W}}$  has no relations which concern the legs of diagrams. We can introduce whatever relations we can think of, and see what consequences may be derived. For example, in attempting to derive a statement in  $\mathcal{A}$ , we could introduce the STU relations (among degree 2 legs), which is precisely what we will do in the next section:

$$(7) \quad \begin{array}{c} \text{---} \bullet \text{---} \bullet \text{---} \rightarrow \text{---} \bullet \text{---} \bullet \text{---} \rightarrow = \text{---} \bullet \text{---} \rightarrow \end{array} .$$

To deduce the usual Wheeling Theorem in  $\mathcal{A}$ , we will take the following route:

$$\begin{array}{ccccc} \text{Introducing} & \text{Changing to} & \text{Symmetrising} & & \\ \text{STU and other} & \text{the "curvatures"} & \text{the grade 1} & & \\ \text{relations.} & \text{basis.} & \text{legs.} & & \\ \widetilde{\mathcal{W}} \xrightarrow{\pi} \widehat{\mathcal{W}} \xrightarrow{\mathbf{B} \rightarrow \mathbf{F}} \widehat{\mathcal{W}}_{\mathbf{F}} \xrightarrow{\lambda} \widehat{\mathcal{W}}_{\lambda} = \mathcal{A} \oplus \dots \end{array}$$

The  $(d, \iota)$ -pair  $\widehat{\mathcal{W}}_{\mathbf{F}}$  is the combinatorial analogue of the complex  $\mathcal{W}_G = U\mathfrak{g} \otimes \text{Cl } \mathfrak{g}$  that the work [AM] refers to as the “non-commutative Weil complex”. This was the first structure discovered in the theory.

**8.3. The  $(d, \iota)$ -pair  $(\widehat{\mathcal{W}}, \widehat{\mathcal{W}}_{\iota}, d, \iota)$ .** The maps  $d$  and  $\iota$  play a crucial role in the statement of HW. But simply introducing the STU relations leaves these maps ill-defined. So we must introduce a number of other relations at the same time as we introduce STU, to ensure that the maps  $d$  and  $\iota$  descend to the quotient spaces.

Define  $\widehat{\mathcal{W}}$  to be the vector space generated by Weil diagrams modulo AS, IHX, the STU relation (Equation 7), and also the following pair of relations:

Similarly define the vector space  $\widehat{\mathcal{W}}_{\iota}$ .

Recall that the STU relation is a formal analogue of the relation in a universal enveloping algebra which equates a commutator with the corresponding bracket. And note further that the relation just introduced amongst grade 1 legs is a formal analogue of the defining relation of a **Clifford algebra**.

**Proposition 8.3.1.** *The maps  $d$  and  $\iota$  descend to the spaces  $\widehat{\mathcal{W}}$  and  $\widehat{\mathcal{W}}_{\iota}$ . Thus, quotienting gives a map of  $(d, \iota)$ -pairs  $\pi : (\widetilde{\mathcal{W}}, \widetilde{\mathcal{W}}_{\iota}, d, \iota) \rightarrow (\widehat{\mathcal{W}}, \widehat{\mathcal{W}}_{\iota}, d, \iota)$ .*



The reason to symmetrize is that this final space  $\widehat{\mathcal{W}}_\Lambda$  admits a direct-sum decomposition  $\widehat{\mathcal{W}}_\Lambda = \bigoplus_{i=0}^{\infty} \widehat{\mathcal{W}}_\Lambda^i$  according to the number of grade 1 legs in a diagram. We'll locate  $\mathcal{A}_l$  in the grade 0 position of this decomposition:  $\mathcal{A}_l \cong \widehat{\mathcal{W}}_\Lambda^0$ . Finally, we'll show that  $\ker \iota = \widehat{\mathcal{W}}_\Lambda^0 \cong \mathcal{A}_l$ .

8.6.1. *The vector spaces  $\widehat{\mathcal{W}}_\Lambda$  and  $\widehat{\mathcal{W}}_{\Lambda_l}$ .* Define  $\widehat{\mathcal{W}}_\Lambda$  to be the vector space generated by **F**-Weil diagrams modulo AS, IHX, STU (amongst F-legs), and the following two classes of relations:

$$\begin{array}{c} \begin{array}{ccc} \begin{array}{c} \text{---} \curvearrowright \text{---} \\ \text{---} \end{array} & \mathbf{F} & \begin{array}{c} \text{---} \curvearrowleft \text{---} \\ \text{---} \end{array} \\ \text{---} \end{array} \quad - \quad \begin{array}{ccc} \begin{array}{c} \text{---} \curvearrowright \text{---} \\ \text{---} \end{array} & \mathbf{F} & \begin{array}{c} \text{---} \curvearrowleft \text{---} \\ \text{---} \end{array} \\ \text{---} \end{array} = 0, \\ \\ \begin{array}{ccc} \begin{array}{c} \text{---} \curvearrowright \text{---} \\ \text{---} \end{array} & \mathbf{F} & \begin{array}{c} \text{---} \curvearrowleft \text{---} \\ \text{---} \end{array} \\ \text{---} \end{array} \quad + \quad \begin{array}{ccc} \begin{array}{c} \text{---} \curvearrowright \text{---} \\ \text{---} \end{array} & \mathbf{F} & \begin{array}{c} \text{---} \curvearrowleft \text{---} \\ \text{---} \end{array} \\ \text{---} \end{array} = 0. \end{array}$$

Define  $\widehat{\mathcal{W}}_{\Lambda_l}$  similarly. In these spaces, then, the grade 1 legs may be moved about freely (up to sign).

We remark, as discussed in Section 8.4, that we are formally allowing closed loop components. In  $\widehat{\mathcal{W}}_\Lambda$  there are no relations that involve such components at all.

We will **not** introduce a differential into these spaces. (The reason is that, in  $\widehat{\mathcal{W}}_{\mathbf{F}}$ , when the differential acts on a grade 1 leg, it produces terms with new grade 1 legs. So the action of the differential in the ‘‘symmetrized’’ basis will look very complicated.)

We will only define the map  $\iota : \widehat{\mathcal{W}}_\Lambda \rightarrow \widehat{\mathcal{W}}_{\Lambda_l}$ . This is defined as a formal linear differential operator, in the usual way. The following theorem will be established in some detail in Section 8.9:

**Theorem 8.6.2.** *There exist vector space isomorphisms  $\chi_\Lambda : \widehat{\mathcal{W}}_\Lambda \rightarrow \widehat{\mathcal{W}}_{\mathbf{F}}$  and  $\chi_{\Lambda_l} : \widehat{\mathcal{W}}_{\Lambda_l} \rightarrow \widehat{\mathcal{W}}_{\mathbf{F}_l}$  commuting with the action of  $\iota$ .*

The map  $\chi_\Lambda : \widehat{\mathcal{W}}_\Lambda \rightarrow \widehat{\mathcal{W}}_{\mathbf{F}}$  is defined by declaring the value of the map on some diagram to be the average of the terms that can be obtained by doing (signed) permutations of the degree 1 legs of the diagram.  $\chi_{\Lambda_l}$  is defined similarly. An example is shown in Figure 6.

That the maps commute with  $\iota$  is straightforward. The difficult part of the theorem is showing that  $\chi_\Lambda$  is a vector space isomorphism. This will be done by explicitly constructing an inverse.

**Definition 8.6.3.** *The inverse to  $\chi_\Lambda$  will be denoted  $\lambda : \widehat{\mathcal{W}}_{\mathbf{F}} \rightarrow \widehat{\mathcal{W}}_\Lambda$ .*

Similarly we have  $\lambda_l$ . This map  $\lambda$  is a crucial map which will be constructed explicitly later, in Section 8.8. After constructing  $\lambda$  there we'll go through the details of Theorem 8.6.2. For the present we'll just assume that such maps exist.

8.6.4. *Decomposing according to the number of grade 1 legs.* Observe that there are no relations in  $\widehat{\mathcal{W}}_\Lambda$  which involve diagrams with differing numbers of the degree 1 legs. Thus the space  $\widehat{\mathcal{W}}_\Lambda$  is graded by that quantity. Let  $\widehat{\mathcal{W}}_\Lambda^i$  denote the subspace of  $\widehat{\mathcal{W}}_\Lambda$  generated by diagrams which have exactly  $i$  grade 1 legs. We have a direct-sum decomposition into these subspaces:  $\widehat{\mathcal{W}}_\Lambda = \bigoplus_{i=0}^{\infty} \widehat{\mathcal{W}}_\Lambda^i$ . Observe now that there is a

FIGURE 6. An example of the map  $\chi_\wedge$ .

$$\chi_\wedge \left( \begin{array}{c} \text{Diagram} \\ \text{---} \mathbf{F} \mathbf{F} \text{---} \end{array} \right) = \frac{1}{3!} \left( \begin{array}{c} \text{Diagram 1} - \text{Diagram 2} \\ + \\ \text{Diagram 3} - \text{Diagram 4} \\ + \\ \text{Diagram 5} - \text{Diagram 6} \end{array} \right).$$

canonical isomorphism (“label every leg with an  $\mathbf{F}$ ”) from  $\mathcal{A}_l$ , the familiar space of ordered Jacobi diagrams (recall the  $l$  subscript allows the possibility of closed loop components), to  $\widehat{\mathcal{W}}_\wedge^0$ . We’ll denote it  $\phi_{\mathcal{A}} : \mathcal{A}_l \xrightarrow{\cong} \widehat{\mathcal{W}}_\wedge^0$ . For example:

$$\phi_{\mathcal{A}} \left( \begin{array}{c} \text{Diagram} \\ \text{---} \end{array} \right) = \begin{array}{c} \text{Diagram} \\ \text{---} \mathbf{F} \mathbf{F} \mathbf{F} \mathbf{F} \text{---} \end{array}.$$

8.6.5. *The kernel of  $\iota$  on  $\widehat{\mathcal{W}}_\wedge$ .* Here we will establish that the kernel of the map  $\iota$  is precisely the zeroth summand in this decomposition:

$$(8) \quad \ker \iota = \widehat{\mathcal{W}}_\wedge^0 \subset \widehat{\mathcal{W}}_\wedge.$$

This fact is a consequence of the map  $\hat{\iota} : \widehat{\mathcal{W}}_{\wedge l} \rightarrow \widehat{\mathcal{W}}_\wedge$  that is defined by placing the special  $\iota$ -labelled leg on the far left-hand end of the orienting line. Because, for some generator  $v \in \widehat{\mathcal{W}}_\wedge$ ,

$$(\hat{\iota} \circ \iota)(v) = \left( \begin{array}{c} \text{Number of} \\ \text{grade 1 legs of } v \end{array} \right) v,$$

an element of  $\widehat{\mathcal{W}}_\wedge$  lies in the kernel of  $\iota$  if and only if it lies in  $\widehat{\mathcal{W}}_\wedge^0$ .

8.7. **Wheeling - the key lemmas.** Now that we have introduced the spaces involved, we can turn to the explanation of how Wheeling arises from HW. Recall the statement of HW: Given elements  $v \in \mathcal{B}^i$  and  $w \in \mathcal{B}^j$ , there exists an element  $x_{v,w}$  of  $\widetilde{\mathcal{W}}^{i+j-1}$  such that  $\iota(x_{v,w}) = 0$  and such that

$$(\chi_{\mathcal{W}} \circ \Upsilon)^i(v) \# (\chi_{\mathcal{W}} \circ \Upsilon)^j(w) = (\chi_{\mathcal{W}} \circ \Upsilon)^{i+j}(v \sqcup w) + d(x_{v,w}) \in \widetilde{\mathcal{W}}^{i+j}.$$

We’ll now take the three summands of this equation and insert them into the composition of linear maps

$$\widetilde{\mathcal{W}} \xrightarrow{\pi} \widehat{\mathcal{W}} \xrightarrow{\mathcal{B} \bullet \rightarrow \mathbf{F}} \widehat{\mathcal{W}}_{\mathbf{F}} \xrightarrow{\lambda} \widehat{\mathcal{W}}_\wedge,$$

so as to produce a statement in  $\widehat{\mathcal{W}}_\wedge$ .

To begin, note that each of the three summands lies in the kernel of  $\iota_{\widetilde{\mathcal{W}}}$ . Thus, each of their images under the map  $(\lambda \circ B_{\bullet \rightarrow \mathbf{F}} \circ \pi)$  lies in the kernel of  $\iota_{\widehat{\mathcal{W}}_\lambda}$ , which we know is isomorphic to  $\mathcal{A}_l$ , via the linear isomorphism  $\phi_{\mathcal{A}}$ .

So we move on to asking: if we pull these elements back to  $\mathcal{A}_l$ , what do we get? The following, crucial, lemma says that we just get **The Wheeling Map** composed with the averaging map from  $\mathcal{B}$  to  $\mathcal{A} \subset \mathcal{A}_l$  (just as appears in the Wheeling Theorem). The proof is a quite involved (but conceptually straightforward) combinatorial calculation which will appear in a separate publication [K].

**Lemma 8.7.1.** *For all  $x \in \mathcal{B}$ ,*

$$(\phi_{\mathcal{A}}^{-1} \circ \lambda \circ B_{\bullet \rightarrow \mathbf{F}} \circ \pi) ((\chi_{\mathcal{W}} \circ \Upsilon)(x)) = (\chi_{\mathcal{B}} \circ \partial_{\Omega})(x) .$$

The next lemma is a quick corollary, as will be explained at the end of this subsection:

**Lemma 8.7.2.** *The element  $(\phi_{\mathcal{A}}^{-1} \circ \lambda \circ B_{\bullet \rightarrow \mathbf{F}} \circ \pi) ((\chi_{\mathcal{W}} \circ \Upsilon)(v)) \# (\chi_{\mathcal{W}} \circ \Upsilon)(w)$  is equal to  $(\chi_{\mathcal{B}} \circ \partial_{\Omega})(v) \# (\chi_{\mathcal{B}} \circ \partial_{\Omega})(w)$ .*

Assuming these lemmas, the only thing which stands in the way of the Wheeling Theorem is the error term:  $d(x_{v,w})$ , where  $\iota(x_{v,w}) = 0$ . This error term is dispatched by the following lemma.

**Lemma 8.7.3.** *If  $z \in \widetilde{\mathcal{W}}$  is such that  $\iota_{\widetilde{\mathcal{W}}}(z) = 0$ , then*

$$(B_{\bullet \rightarrow \mathbf{F}} \circ \pi)(d(z)) = 0 \in \widehat{\mathcal{W}}_{\mathbf{F}} .$$

*Proof.* We'll start by establishing a small claim. We claim that if an element  $w \in \widehat{\mathcal{W}}_{\mathbf{F}}$  is in the kernel of  $\iota_{\widehat{\mathcal{W}}_{\mathbf{F}}}$ , then it can be expressed as a linear combination of diagrams each of whose legs is an  $\mathbf{F}$ -labelled leg. The deduction is that:

- $\lambda(w)$  is in the kernel of  $\iota_{\widehat{\mathcal{W}}_\lambda}$  (because  $\lambda$  commutes with  $\iota$ , by Theorem 8.6.2).
- Thus  $\lambda(w)$  lies in  $\widehat{\mathcal{W}}_\lambda^0$  (by Equation 8).
- Thus  $\lambda(w)$  is a linear combination of diagrams all of whose legs are  $\mathbf{F}$ -labelled.
- Thus  $w = \chi_{\widehat{\mathcal{W}}_\lambda}(\lambda(w))$  must also consist of entirely- $\mathbf{F}$ -labelled diagrams.

This establishes the claim. Then:

$$\begin{aligned} (B_{\bullet \rightarrow \mathbf{F}} \circ \pi)(d(z)) &= d((B_{\bullet \rightarrow \mathbf{F}} \circ \pi)(z)) \\ &= d\left( \begin{array}{c} \text{A combination of diagrams in } \widehat{\mathcal{W}}_{\mathbf{F}} \\ \text{every leg of which is labelled by an } \mathbf{F}. \end{array} \right) \\ &= 0. \end{aligned}$$

The first equality follows because the maps  $B_{\bullet \rightarrow \mathbf{F}}$  and  $\pi$  are both maps of  $(d, \iota)$ -pairs. The second equality follows from the claim that started this proof (noting that  $\iota((B_{\bullet \rightarrow \mathbf{F}} \circ \pi)(z)) = 0$ ). The third equality we leave as an exercise. (Compare with the proof of Proposition 4.2.1.)  $\square$

*Proof of Lemma 8.7.2 using Lemma 8.7.1.* Consider the expression that is the subject of this lemma. Briefly considering the constructions of the maps  $B_{\bullet \rightarrow \mathbf{F}}$  and  $\pi$ , we realize that we can write it:

$$(\phi_{\mathcal{A}}^{-1} \circ \lambda) ((B_{\bullet \rightarrow \mathbf{F}} \circ \pi \circ \chi_{\mathcal{W}} \circ \Upsilon)(v)) \# (B_{\bullet \rightarrow \mathbf{F}} \circ \pi \circ \chi_{\mathcal{W}} \circ \Upsilon)(w) .$$

Now, just as in the claim used in the proof of Lemma 8.7.3, we observe that because the factors  $(B_{\bullet \rightarrow \mathbf{F}} \circ \pi \circ \chi_{\mathcal{W}} \circ \Upsilon)(v)$  and  $(B_{\bullet \rightarrow \mathbf{F}} \circ \pi \circ \chi_{\mathcal{W}} \circ \Upsilon)(w)$  are both in the



kernel of  $\iota_{\widehat{\mathcal{W}}_{\mathbf{F}}}$ , they can be expressed using diagrams whose legs are entirely  $\mathbf{F}$ -legs. The map  $\lambda$  does not do anything to such diagrams. Thus, the expression can be written:  $(\phi_{\mathcal{A}}^{-1} \circ \lambda \circ \mathbf{B}_{\bullet \rightarrow \mathbf{F}} \circ \pi \circ \chi_{\mathcal{W}} \circ \Upsilon)(w) \# (\phi_{\mathcal{A}}^{-1} \circ \lambda \circ \mathbf{B}_{\bullet \rightarrow \mathbf{F}} \circ \pi \circ \chi_{\mathcal{W}} \circ \Upsilon)(w)$ .  $\square$

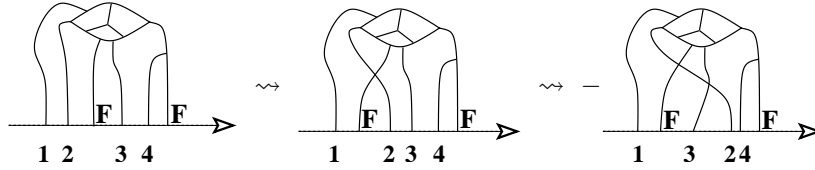
**8.8. The map  $\lambda$ .** The remaining business of this paper is to prove Theorem 8.6.2. This subsection will define maps  $\lambda$  and  $\lambda_\iota$ , prove that they are well-defined, and prove that they left-invert the averaging maps:  $\lambda \circ \chi_\wedge = \text{id}_{\widehat{\mathcal{W}}_\wedge}$  and  $\lambda_\iota \circ \chi_{\wedge_\iota} = \text{id}_{\widehat{\mathcal{W}}_{\wedge_\iota}}$ . The next and final subsection will combine these facts with the easy facts that  $\chi_\wedge$  and  $\chi_{\wedge_\iota}$  are surjective, and that  $\iota$  commutes with the  $\chi_\wedge$ , to obtain the theorem.

The constructions of  $\lambda$  and  $\lambda_\iota$  are quite natural and easily remembered: “glue chords (with certain easily determined signs and coefficients) into the grade 1 legs in all possible ways”.

**8.8.1. The formal definition of  $\lambda$ .** Consider a diagram  $w$  from  $\widehat{\mathcal{W}}_{\mathbf{F}}$ . Let  $\mathcal{L}_\perp(w)$  denote the set of grade 1 legs of  $w$ . To begin, we’ll explain how to operate with a two-element subset  $\mathcal{S}$  of  $\mathcal{L}_\perp(w)$  on  $w$ . The resulting term, which will be denoted  $\mathcal{D}_{\mathcal{S}}(w)$ , is obtained from  $w$  by:

- (1) Doing signed permutations to move one of the legs in  $\mathcal{S}$  until it is adjacent to the other leg.
- (2) Then gluing those two legs together and multiplying the result by  $\frac{1}{2}$ .

For example, consider the following diagram  $w$ , with the elements of its set  $\mathcal{L}_\perp(w)$  enumerated. To illustrate this operation we will calculate  $\mathcal{D}_{\{2,4\}}(w)$ . First we do signed permutations to make leg 2 adjacent to leg 4:



Then we glue those two legs together, then multiply by  $\frac{1}{2}$ . Thus:

$$\mathcal{D}_{\{2,4\}} \left( \begin{array}{c} \text{Diagram } w \\ \hline \mathbf{1} \quad \mathbf{2} \quad \mathbf{3} \quad \mathbf{4} \end{array} \right) = -\frac{1}{2} \begin{array}{c} \text{Diagram } w \\ \hline \mathbf{1} \quad \mathbf{3} \end{array}$$

Now we’ll extend this to an action on  $w$  of a *pairing* of the legs of  $w$ . The desired map  $\lambda$  will then be defined to be a sum over one term for every pairing.

**Definition 8.8.2.** A **pairing** of the legs of a diagram  $w$  is defined to be a set of mutually disjoint 2-element subsets of  $\mathcal{L}_\perp(w)$ . The empty set will be regarded as a pairing. Let  $\mathcal{P}(w)$  denote the set of pairings of the diagram  $w$ . Define the action of a pairing  $\varphi = \{\mathcal{S}_1, \dots, \mathcal{S}_n\}$  on the diagram  $w$ , denoted  $\mathcal{D}_\varphi(w)$ , to be:

$$\mathcal{D}_\varphi(w) = (\mathcal{D}_{\mathcal{S}_1} \circ \dots \circ \mathcal{D}_{\mathcal{S}_n})(w).$$

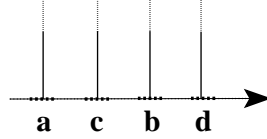
Figure 7 gives an example of the action of a pairing on a diagram.

For this to give a well-defined operation on diagrams it is necessary that a different choice of ordering of the elements of  $\varphi$  will yield the same result. It is sufficient to show that the equation  $(\mathcal{D}_{\{a,b\}} \circ \mathcal{D}_{\{c,d\}})(w) = (\mathcal{D}_{\{c,d\}} \circ \mathcal{D}_{\{a,b\}})(w)$  always holds,

FIGURE 7. An example of the action of a pairing.

$$\begin{aligned}
\mathcal{D}_{\{\{2,4\},\{1,3\}\}} \left( \begin{array}{c} \text{Diagram with 4 legs (1,2,3,4) and two crossings} \\ \text{Legs labeled } \mathbf{F} \end{array} \right) &= \mathcal{D}_{\{2,4\}} \left( \mathcal{D}_{\{1,3\}} \left( \begin{array}{c} \text{Diagram with 4 legs (1,2,3,4) and two crossings} \\ \text{Legs labeled } \mathbf{F} \end{array} \right) \right) \\
&= -\frac{1}{2} \mathcal{D}_{\{2,4\}} \left( \begin{array}{c} \text{Diagram with 4 legs (2,4) and one crossing} \\ \text{Legs labeled } \mathbf{F} \end{array} \right) = -\left(\frac{1}{2}\right)^2 \begin{array}{c} \text{Diagram with 4 legs (2,4) and one crossing} \\ \text{Legs labeled } \mathbf{F} \end{array} .
\end{aligned}$$

where  $a, b, c$  and  $d$  are different legs of some diagram  $w$ . To show this equation we just have to observe that it is true for all possible arrangements of the positions of these legs. Let's just check one possibility, where the two pairs are 'linked':



Assume that the total grade of the legs between  $a$  and  $c$  in the above diagram is  $p$ , between  $c$  and  $b$  is  $q$ , and between  $b$  and  $d$  is  $r$ . Then the result of applying  $\mathcal{D}_{\{a,b\}} \circ \mathcal{D}_{\{c,d\}}$  to the above diagram is readily calculated to be

$$(-1)^{q+1+r} (-1)^{p+q} \frac{1}{4} \begin{array}{c} \text{Diagram with 4 legs (a,b,c,d) and two crossings} \\ \text{Legs labeled } \mathbf{F} \end{array} .$$

On the other hand, the result of applying  $(\mathcal{D}_{\{c,d\}} \circ \mathcal{D}_{\{a,b\}})$  is

$$(-1)^{p+q+1} (-1)^{q+r} \frac{1}{4} \begin{array}{c} \text{Diagram with 4 legs (a,b,c,d) and two crossings} \\ \text{Legs labeled } \mathbf{F} \end{array} ,$$

which is clearly the same thing. Nothing surprising happens in the other cases.

**Definition 8.8.3.** Define a linear map  $\lambda : \widehat{\mathcal{W}}_{\mathbf{F}} \rightarrow \widehat{\mathcal{W}}_{\wedge}$  by declaring the value of  $\lambda$  on some diagram  $w$  to be  $\lambda(w) = \sum_{\varphi \in \mathcal{P}(w)} \mathcal{D}_{\varphi}(w)$ . Define a map  $\lambda_{\iota}$  similarly.

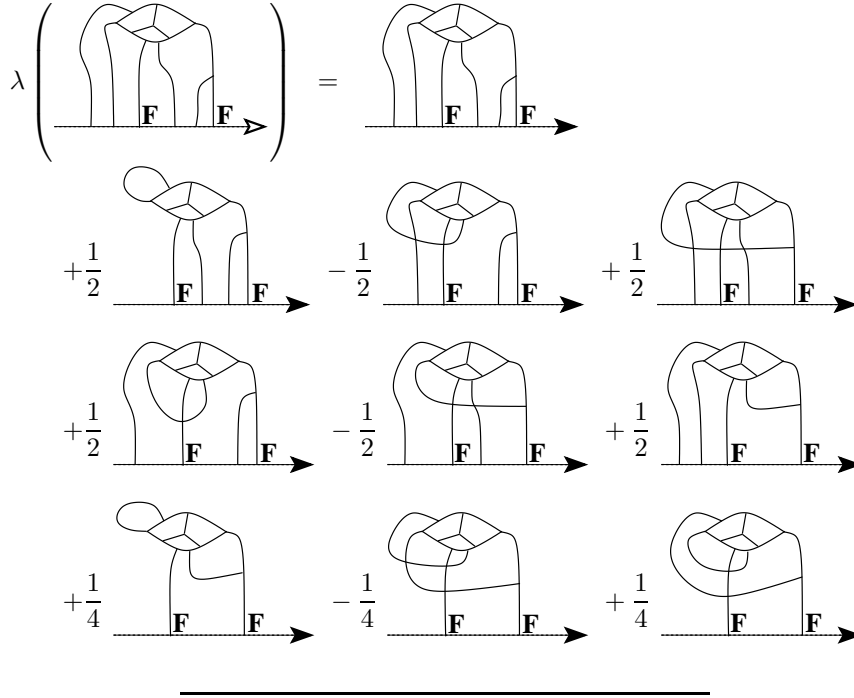
An example of the result of a full computation is shown in Figure 8.

8.8.4. *The map  $\lambda$  respects relations.*

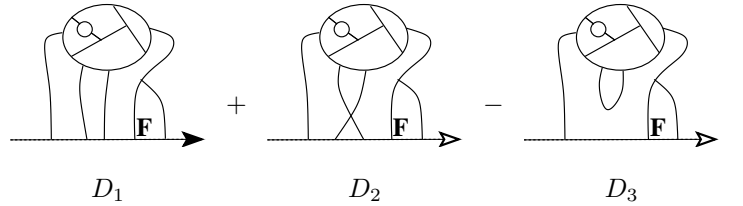
**Proposition 8.8.5.** *The map  $\lambda$  is well-defined.*

*Proof.* We must check that  $\lambda$  maps relations to relations. The map  $\lambda$  only 'sees' the grade 1 legs, so our problem is to show that  $\lambda$  maps the 'Clifford algebra' relations

FIGURE 8. An example of the full calculation of  $\lambda$ .



to zero. So consider a particular case of these relations, and let  $D_1$ ,  $D_2$  and  $D_3$  denote the three involved diagrams. For example:



Identify the sets of grade 1 legs  $\mathcal{L}_\perp(D_1)$  and  $\mathcal{L}_\perp(D_2)$  in the natural way determined by the rest of the graph. (So in the above example the 2nd leg of  $D_1$  is identified with the third leg of  $D_2$ .) Thus we can write:

$$\lambda(D_1 + D_2) = \sum_{\varphi \in \mathcal{P}(D_1)} (\mathcal{D}_\varphi(D_1) + \mathcal{D}_\varphi(D_2)).$$

We'll compute the terms of this sum according to the following three possibilities for the pairing  $\varphi$ . Call the two grade 1 legs that change position in the expression the *active* legs. The other grade 1 legs are called the *inactive* legs. The grade 2 legs can be ignored completely.

*Possibility #1: Neither of the active legs appear in  $\varphi$ .* In this case it is clear that  $\mathcal{D}_\varphi(D_1) + \mathcal{D}_\varphi(D_2) = 0$ , using a leg permutation relation in  $\widehat{\mathcal{W}}_\lambda$ .



Now calculate:

$$\mathcal{D}_\varphi \left( \sum_{\sigma \in \text{Perm}_n} w_\sigma \right) = (\mathcal{D}_{S_1} \circ \dots \circ \mathcal{D}_{\{l_1, l_2\}}) \left( \sum_{\sigma \in \text{Perm}_n^{\parallel}(l_1, l_2)} (w_\sigma + w_{\vartheta(\sigma)}) \right).$$

The claim now follows from the observation that  $\mathcal{D}_{\{l_1, l_2\}}(w_\sigma) = -\mathcal{D}_{\{l_1, l_2\}}(w_{\vartheta(\sigma)})$ .  $\square$

**8.9. Proof of Theorem 8.6.2.** To prove this theorem we must:

- (1) Prove that  $\iota \circ \chi_\wedge = \chi_{\wedge \iota} \circ \iota$ .
- (2) Prove that  $\chi_\wedge$  and  $\chi_{\wedge \iota}$  are surjective.
- (3) Observe that because  $\lambda \circ \chi_\wedge = \text{id}_{\widehat{\mathcal{W}}_\wedge}$  and  $\lambda_\iota \circ \chi_{\wedge \iota} = \text{id}_{\widehat{\mathcal{W}}_{\wedge \iota}}$ , it follows that  $\chi_\wedge$  and  $\chi_{\wedge \iota}$  are also injective.

The first fact is a (straightforward if a little bit technical) combinatorial exercise.

**Proposition 8.9.1.** *The maps  $\chi_\wedge$  and  $\chi_{\wedge \iota}$  are surjective.*

*Proof.* This argument will be familiar. Take  $w$ , an arbitrary **F**-Weil diagram. Let  $w_\wedge$  be the same diagram, but regarded as a generator of  $\widehat{\mathcal{W}}_\wedge$ . Then:

$$w - \chi_\wedge(w_\wedge) = \left( \begin{array}{l} \text{A sum of diagrams with} \\ \text{less grade 1 legs than } w. \end{array} \right).$$

By induction,  $w$  lies in the image of  $\chi_\wedge$ .  $\square$

#### REFERENCES

- [AM] A. Alekseev and E. Meinrenken, *The non-commutative Weil algebra*, Invent. Math., 139 (2000), 135–172.
- [AM05] A. Alekseev and E. Meinrenken, *Lie theory and the Chern-Weil homomorphism*, Ann. sci. Ec. norm. supr., 38 no2 (2005), 303–338.
- [B] D. Bar-Natan, *On the Vassiliev knot invariants*, Topology 34 (1995) 423–472.
- [BGRT] D. Bar-Natan, S. Garoufalidis, L. Rozansky and D. Thurston, *Wheels, wheeling, and the Kontsevich integral of the unknot*, Israel J. Math. 119 (2000) 217–237.
- [BLT] D. Bar-Natan, T. Le and D. Thurston, *Two applications of elementary knot theory to Lie algebras and Vassiliev invariants*, Geom. Topol. 7 (2003), 1–31.
- [D] M. Duflo, *Opérateurs différentiels bi-invariants sur un groupe de Lie*, Ann. Sci. École Norm. Sup. 10 (1977), 265–288.
- [GK] S. Garoufalidis and A. Kricker, “A rational non-commutative invariant of boundary links”, Geom. Topol. 8 (2004), 115–204.
- [K] A. Kricker, “Differential operators and the Wheels power series”, submitted to Alg. and Geom. Topol.
- [M] E. Meinrenken, *Clifford Algebras and the Duflo isomorphism*, Proceedings of the ICM 2002, Vol. II (Beijing, 2002), 637–642, Higher Ed. Press, Beijing, 2002.
- [ML] E. Meinrenken, *Group actions on Manifolds*, lectures at the University of Toronto, 2003.
- [MP] M. Mostow and J. Perchik, *Notes on Gelfand-Fuks cohomology and characteristic classes*, Proceedings of the eleventh annual holiday symposium, New Mexico State University (1973), Lectures delivered by R. Bott, pp. 1–126. This was reprinted in Vol. 3 of the collected works of Raoul Bott.

DIVISION OF MATHEMATICAL SCIENCES, SCHOOL OF PHYSICAL AND MATHEMATICAL SCIENCES,  
NANYANG TECHNOLOGICAL UNIVERSITY, SINGAPORE, 637616  
*E-mail address:* ajkricker@ntu.edu.sg