

**GAUSSIAN SUMMATION:  
AN EXPONENTIALLY CONVERGENT SUMMATION SCHEME**

H. MONIEN

ABSTRACT. Gaussian Quadrature is a well known technique for numerical integration. Recently Gaussian quadrature with respect to discrete measures corresponding to finite sums have found some new interest. In this paper we apply these ideas to infinite sums in general and give an explicit construction for the weights and abscissae of *Gaussian summation* formulas. The abscissae of the Gaussian summation have a very interesting asymptotic distribution function with a (cusp) singularity. We apply the Gaussian summation technique to two problems which have been discussed in the literature. We find that the Gaussian summation has an extremely rapid convergence rate for the Hardy-Littlewood sum for a large range of parameters. For functions which are smooth but have a large scale  $a$  the error of Gaussian Summation shows exponential convergence as a function of summation points,  $n$ : the error decreases like  $\sim n \exp(-4n^2/\pi a)$ . The Gaussian summation achieves a given accuracy with  $n \sim \sqrt{a}$  points whereas other summation schemes require at least  $n \sim a$  function evaluations.

1. INTRODUCTION

Scalar sums of the form

$$(1) \quad \sum_{n=-\infty}^{\infty} f(n)$$

with  $n$  integer and  $f$  being a continuous function appear in nearly every context of mathematics and physics. In many problems, either because  $f$  is for example the solution to another complicated nonlinear problem or there exists no known analytical expression for the sum, one has to resort to numerical summation techniques. Because of its importance many techniques have been developed for a fast evaluation of Eq. 1 which depend on the asymptotic behavior the function  $f(x)$ . A good summary of the classical techniques can be found in [2]. Newer developments include application of Levin-type convergence transformation schemes ([9] for a review see [8]). In the application of these schemes the sequence of partial sums  $s_n = \sum_{m=1}^n f(m)$  is calculated and then extrapolated to  $n \rightarrow \infty$ . However if the function  $f$  has a large intrinsic scale so that the asymptotic behavior is reached only at very large values of  $n$  then these schemes are inefficient because a large number of terms has to be accumulated before the asymptotic behavior is reached and not applicable because rounding errors prevent a reliable extrapolation. So the problem of evaluating the sum Eq. 1 efficiently and reliably for problems with a large intrinsic scale is interesting.

In this paper we discuss a summation scheme based on ideas related to Gauss Quadrature. The basic idea is to replace the sum Eq. 1 by another sum

$$(2) \quad \sum_{n=-\infty}^{\infty} f(n) \approx \sum_{k=1}^N w_k f(x_k)$$

where the weights  $w_k$  and abscissae  $x_k$  are chosen in such a way as to approximate closely the sum Eq. 1 for a large class of functions for a relatively small number  $N$ . Because the values of  $x_k$  are not fixed to be integer numbers the hope is that the asymptotic behavior at large  $x$  is captured by the sum Eq. 2. The central question is what are the optimal weights,  $w_k$  and points  $x_k$ ? This is the question we are going to address in this paper. The plan of the paper is as follows: First we derive the moment generating Weyl function for sums of the form  $\sum_{\nu \in \Omega} 1/\nu^2 f(1/\nu^2)$  and use the Pade approximants of the Weyl functions to obtain the orthogonal polynomials related to these sums. For numerical application we give the Jacobi matrix for generating the weights and moments for Gaussian summation formulas and give two examples of the application of the Gaussian summation. Finally we derive the asymptotic distribution of the zeros of the above orthogonal polynomials.

Similar schemes have been reviewed recently by Engblom [3]. Milovanović and Cvetković [11] studied the convergence properties of Gaussian summation schemes for sums of the form  $\sum_{\nu \geq 0} p^{-\nu} f(aq^{-\nu})$ , with  $|p|, |q| > 1$ . The earliest reference to Gaussian summation can be found in the book by Uvarov and Nikiforov as an example using Chebyshev polynomials for finite sums.

## 2. MOMENT GENERATING FUNCTIONS AND RECURSION RELATION

We define a linear functional  $L[p]$ , acting on the space of polynomials  $\mathcal{P}$ , using some discrete measure  $\lambda$ .

$$(3) \quad L[p] = \int p d\lambda$$

The focus of the paper is on sums of the type

$$(4) \quad L[f] = \sum_{\nu \in \Omega} \frac{1}{\nu^2} f\left(\frac{1}{\nu^2}\right)$$

where  $\Omega$  is a subset of  $\mathbb{Z}$ . The moments are defined as

$$(5) \quad \mu_n = \int x^n d\lambda = \sum_{\nu \in \Omega} \frac{1}{\nu^{2(n+1)}}$$

The moment generating Weyl function for Eq. 4 is given by

$$(6) \quad \Phi(z) = \int \frac{d\mu}{z-x} = \sum_{\nu \in \Omega} \frac{1}{\nu^2} \frac{1}{z - \frac{1}{\nu^2}} = \frac{1}{z} \sum_{k=0}^{\infty} \frac{\mu_k}{z^k}.$$

Weyl function can be calculated explicitly for  $\Omega = \mathbb{Z} \setminus \{0\}$ :

$$(7) \quad \Phi(z) = 1 - \frac{\pi}{\sqrt{z}} \cot\left(\frac{\pi}{\sqrt{z}}\right),$$

Eq. 7 serves as starting point for the deriving the orthogonal polynomials for the corresponding weight function. The Pade approximant of the moment generating function are closely related to the orthogonal polynomials of the corresponding weight function [1]. Here we derive an explicit expression for the Pade approximant

of Eqs. 7 which is equivalent to determining the orthogonal polynomials for the weight function [1]. Using the continued fraction expansion of  $\cot(x)$  [10] we can express the generating function as:

$$(8) \quad \Phi(x = \pi/\sqrt{z}) = 1 - x \cot(x) = \frac{x^2}{3} \frac{1}{1 - \frac{x^2/15}{1 - \frac{x^2/35}{1 - \frac{x^2/63}{1 - \dots}}}}$$

The numerator of the  $n$ th Pade approximant corresponding to these continued fractions,  $P_n(x)$ , is denoted by  $R_n(x)$  and the denominator by  $S_n(x)$ . The denominator and numerator obey the recursion relations [2]:

$$(9) \quad R_{n+1}(x) = R_n(x) + c_{n+1} x^2 R_{n-1}(x)$$

$$(10) \quad S_{n+1}(x) = S_n(x) + c_{n+1} x^2 S_{n-1}(x)$$

for  $n = 0, 1, 2, \dots$  with the initial condition for the recursion are  $R_{-1}(x) = 0$ ,  $R_0(x) = c_0 x^2$ ,  $S_{-1}(x) = 1$  and  $S_0(x) = 1$ . The coefficients  $c_n$  are given by  $c_0 = 1/3$ ,  $c_n = -1/(2n+1)(2n+3)$ ,  $n = 1, 2, \dots$

Surprisingly enough the recursion relation for  $R_n(x)$  and  $S_n(x)$  can be solved analytically. Let us discuss the recursion for Eq. 8. First note that the recursion for the Bessel functions,  $Z_\nu$  of half-integer index  $n + 1/2$  are given by:

$$(11) \quad Z_{n+3/2}(x) - \frac{2n+1}{x} Z_{n+1/2}(x) + Z_{n-1/2}(x) = 0.$$

Splitting of the asymptotic behavior for large  $n$  we define  $a_n(x)$  by requiring that

$$(12) \quad Z_{n+1/2}(x) = \left(\frac{2}{x}\right)^n \Gamma\left(n + \frac{1}{2}\right) a_n(x).$$

The coefficients  $a_n(x)$  obey the recursion relation:

$$(13) \quad a_{n+1} = a_n - \frac{x^2}{4n^2 - 1} a_{n-1}$$

This is precisely the recursion relation for the  $S_n(x)$  if we shift the index  $n$  by 2. Thus the recursion relation for  $S_n(x)$  has a solution of the form:

$$(14) \quad S_n(x) = \frac{x^{n+2}}{2^{n+2} \Gamma\left(n + \frac{5}{2}\right)} [A(x) J_{n+5/2}(x) + B(x) Y_{n+5/2}(x),]$$

where  $A(x)$  and  $B(x)$  are two unknown functions which only depend on  $x$  and can be determined from the initial conditions. The orthogonal polynomials with respect to the functional Eq. 4 are given by denominators of the  $[M - 1/M]$  Pade approximant [1] which are  $\{S_{-1}(x), S_1(x), S_3(x), S_5(x), \dots\}$ . Transforming back to the original variable  $z = (\pi/x)^2$  we define the polynomials

$$(15) \quad s_n(z) = z^n S_{2n-1} \left( \frac{\pi}{\sqrt{z}} \right).$$

These are the sought after orthogonal polynomials for the functional, Eq. 4. Specializing to the initial conditions an explicit solution for  $S_n(x)$  can be obtained:

$$(16) \quad S_n(x = \pi/\sqrt{z}) = -\frac{\pi x^{n+3/2}}{\Gamma\left(n + \frac{5}{2}\right) 2^{n+5/2}} [\cos(x) J_{n+5/2}(x) + \sin(x) Y_{n+5/2}(x).]$$

This result will be useful to determine the distribution of zeros explicitly. The first few polynomials for  $n = 0, 1, \dots$  are given by

$$\begin{aligned} S_0(x) &= 1 \\ S_1(x) &= 1 - \frac{1}{15}x^2 \\ S_2(x) &= 1 - \frac{2}{21}x^2 \\ S_3(x) &= 1 - \frac{1}{9}x^2 + \frac{1}{945}x^4 \\ S_4(x) &= 1 - \frac{4}{33}x^2 + \frac{1}{495}x^4 \\ &\dots \end{aligned}$$

We note that using Eq. 16 it can be shown easily that the polynomials  $s_n(x)$  are related to Bessel polynomials,  $y_n(x)$ , of imaginary argument [13]:

$$(17) \quad s_n(x) = \frac{\sqrt{\pi}}{2^4 n \Gamma(2n + \frac{3}{2})} \operatorname{Re} \left( y_{2n+1} \left( -i \frac{\sqrt{x}}{\pi} \right) \right).$$

Below we will derive simple three-point recursion relations for the polynomials  $s_n(x)$ .

### 3. CALCULATION OF THE WEIGHTS AND ABCISSAE

The orthogonal polynomials with respect to the functional Eq. 3 are  $\{S_0, S_1, S_3, S_5, \dots\}$ . It is useful to obtain a recursion relation for the odd numbered polynomials only. This can be achieved by eliminating the even numbered polynomials from the recursion. After some algebra we find:

$$(18) \quad S_{n+3}(x) = \left( 1 - \frac{2x^2}{(2n+5)(2n+9)} \right) S_{n+1}(x) - \frac{x^4}{(2n+3)(2n+5)^2(2n+7)} S_{n-1}(x).$$

This can be brought into the usual three-term recursion relation,  $s_{k+1}(x) = (x - a_k)s_k(x) - b_k s_{k-1}(x)$ . The coefficients of the recursion for  $k = 1, 2, \dots$  are given by:

$$(19) \quad a_k = \frac{2\pi^2}{(4k+1)(4k+5)}$$

$$(20) \quad b_k = \frac{\pi^4}{(4k-1)(4k+1)^2(4k+3)}.$$

The first coefficients have to be determined from the initial conditions and are  $a_0 = \pi^2/15$  and  $b_0$  is arbitrary. With these coefficients the problem of finding the weights and abscissae of the Gaussian summation formulas reduces to the standard procedure used to determine the analogous quantities in Gaussian integration [6]. The Jacobi matrix for determining the weights and abscissae is given by

$$(21) \quad \tilde{J}_N = \begin{bmatrix} a_0 & \sqrt{b_1} & & & & & \\ \sqrt{b_1} & a_1 & \sqrt{b_2} & & & & \\ & \sqrt{b_2} & a_2 & \sqrt{b_3} & & & \\ & & \ddots & \ddots & \ddots & & \\ & & & \sqrt{b_{N-2}} & a_{N-2} & \sqrt{b_{N-1}} & \\ & & & & \sqrt{b_{N-1}} & a_{N-1} & \end{bmatrix}$$

It is easy to calculate the weights and abscissae using an implementation of the Golub and Welsh algorithm [6], either “gauss.m” from the QCP collection of Gautschi [4], or the *gaucof* routine from the *Numerical Recipes* [14]. In terms of the weights  $w_n$  and abscissae  $x_n$  determined from the Jacobi matrix, Eq. 21 the Gaussian summation procedure is given by:

$$(22) \quad \sum_{\nu \in \Omega} \frac{1}{\nu^2} f\left(\frac{1}{\nu^2}\right) = \sum_{k=1}^n w_k f(x_k) + \epsilon_n$$

with the error estimate  $\epsilon_n$  (see e.g. [3]). The

$$(23) \quad \epsilon_n = K_n \frac{f^{(2n)}(\xi)}{(2n)!}$$

where  $\xi \in C(\Omega)$  and  $C(\Omega)$  is defined as the smallest connected set containing  $\Omega$ . The constant  $K_n$  can be calculated using Eq. (2.17) in [3]:

$$(24) \quad K_n = \|P_n\|^2 = \frac{1}{2}(4n+3)\pi^{4n+3}16^{-(n+1)}\Gamma^{-2}\left(2n+\frac{5}{2}\right)$$

Although the error estimate Eq. 23 gives an upper bound it is not very useful to estimate the convergence of the Gaussian summation formulas. For the specific examples below we can sharpen the error estimates and achieve a more general understanding of the convergence of the Gaussian summation formulas.

#### 4. TWO EXAMPLES

We apply the result of the preceding section to two examples. The first is the Hardy-Littlewood function which has interesting properties in itself and is defined as:

$$(25) \quad H(x) = \sum_{k=1}^{\infty} \frac{\sin(x/k)}{k}.$$

This summand has an expansion in terms of  $1/k^2$  for  $k/x \gg 1$ . For large values of  $x$  the summation is not expected to converge before the  $k \approx x$ . The numerical evaluation of this function has been discussed by Gautschi [4, 5]. The methods considered in these references are Gaussian integration of the Laplace transformation of the sum and the application of Euler-MacLaurin asymptotic summation the eliminate the first asymptotic terms  $O(1/k^2)$  and  $O(1/k^4)$ .

We have applied our method to problem Eq. 25 for  $x = 100$ . The summation converges rapidly as shown below and for  $n > 14$  the error in the sum is dominated by the error in the weights and points. One observes that the differences of the value of the Gaussian summation for different  $n$  is fluctuating around the machine  $\epsilon$ . We find that the Gaussian summation scheme achieves a high accuracy using very few function evaluation of the summand. Basically the accuracy is limited by the accuracy of the Gaussian weights and points used in the evaluation of the summation. For example using fifteen terms the Gaussian summation gives the result for the Hardy-Littlewood sum with an error less than  $10^{-14}$  for all  $x \in (0, 100)$ . To compare specifically to the results by Gautschi in reference [4], Table 3.21, with the largest value of  $x$ ,  $x = 40$ , we compare the number of evaluations needed to achieve a relative accuracy of  $\epsilon_0 = 2.22 \times 10^{-7}$  as stated there. According to this reference the smallest number of points in the integration of the Laplace

transformed sum for this accuracy is  $N = 39$  so a total of  $39 \times 70$  (for the integration) function evaluations are needed. With the Gaussian summation method a total  $n = 8$  function evaluations are needed to achieve the same relative accuracy for  $H(40)$ . We summarize our results in Table 1. The symbol – in the table indicates when the relative error in the summation was less than  $10^{-14}$ . The error is plotted in Fig. 1 for  $x = 100$  as a function of  $n$ . Gaussian summation give results already at a relatively small number of terms which does not grow like the scale where the function reaches the asymptotic behavior.

Next we derive an analytic expression for the error estimate confirming the empirical findings. Obviously

$$(26) \quad \Sigma_n[f] = \sum_{k=1}^n w_k f(x_k) = \frac{1}{2\pi i} \int_C d\zeta \frac{1}{\zeta} \left( 1 - \frac{R_{2n-1}(\pi\zeta)}{S_{2n-1}(\pi\zeta)} \right) \frac{1}{\zeta^2} f\left(\frac{1}{\zeta^2}\right),$$

where  $C$  is a contour enclosing the zeros of  $S_n(\pi\zeta)$ . The error estimate  $\Delta_n[f] = \Sigma_{n+1}[f] - \Sigma_n[f]$  can be simplified using the recursion Eq. 9

$$(27) \quad \Delta_n[f] = \frac{1}{2\pi i} \int_C d\zeta A_n(\pi\zeta) \frac{1}{\zeta^2} f\left(\frac{1}{\zeta^2}\right),$$

with

$$(28) \quad A_n(\zeta) = \frac{2\pi(4n+3)\pi^{4n+1}\zeta^{4n+1}}{2^{4n+5}\Gamma^2(2n+5/2)} \times \frac{1}{S_{2n+1}(\pi\zeta)S_{2n-1}(\pi\zeta)}$$

The asymptotic behavior of the error is determined by Eq. 27 for  $n \gg 1$ . Using the asymptotic form of the Bessel function on the imaginary axis [10] and introducing  $\nu = 2n + 5/2$  we obtain as the leading contribution:

$$(29) \quad A_n(i\nu\tau) \approx 8\nu e^{\Phi_\nu(\nu\tau)}$$

with

$$(30) \quad \Phi_\nu(z) = \sum_{\pm} \left[ -\frac{1}{2} \ln\left(\frac{z}{\nu \pm 1}\right) + \frac{1}{2} \ln\left(1 + \left(\frac{z}{\nu \pm 1}\right)^2\right) - (\nu \pm 1)\eta\left(\frac{z}{\nu \pm 1}\right) \right]$$

and

$$(31) \quad \eta(\tau) = \sqrt{\tau^2 + 1} + \log\left(\frac{\tau}{1 + \sqrt{\tau^2 + 1}}\right).$$

For the Hardy-Littlewood function the error can be estimated as:

$$(32) \quad \Delta_n \approx \frac{4\nu}{\pi} \int_C d\zeta \exp(\Phi_\nu(\zeta)) \sinh\left(\frac{\pi a}{\zeta}\right)$$

This integral is completely dominated by the saddle points on the imaginary axis which appear for  $2\nu^2/\pi a \gg 1$  and are located at

$$(33) \quad \nu\tau_{\min} = \pm \frac{\nu}{\sqrt{\xi^2 - 2\xi}} \left( 1 + \frac{\xi}{2(\xi - 2)\nu} + O\left(\frac{1}{\nu^2}\right) \right),$$

with the direction of steepest descent being perpendicular to the imaginary axis and  $\xi$  is given by  $\xi = 2\nu^2/\pi a$ . The evaluation of the integral at the saddle point yields:

$$(34) \quad \Delta_n \approx 8\nu \sqrt{\frac{2\pi}{\Phi_\nu''(\nu\tau_{\min})}} \exp(\Phi_\nu(\nu\tau_{\min})) \sinh\left(\frac{\pi a}{\nu\tau_{\min}}\right).$$

For  $2\nu^2/\pi a \gg 1$  this expression can be simplified further to finally yield the asymptotic error estimate:

$$(35) \quad \Delta_n \approx 2\sqrt{\pi\nu} e^{-\pi a/\nu} \left( \frac{e^2\pi a}{4\nu^2} \right)^{2\nu}.$$

We have plotted this error estimate in Fig. 1. The agreement of the saddle point approximation Eq. 34 and the analytic asymptotic expression Eq. 35 with the numerical result is quite reasonable. This expression confirms that for smooth functions the Gaussian summation has a very rapid rate of convergence. The rate of convergence is determined by the scale of the function - in this case  $a$  at which the asymptotic behavior sets in. However in the Gaussian summation the rate of convergence is determined by the ratio  $a/\nu^2$  so that convergence already sets in at  $\nu \approx \sqrt{a}$ . This is a more rapid convergence rate than any of the extrapolation schemes for sums proposed in [5].

The second example serves to illustrate this point more clearly. We consider a sum known explicitly [10]:

$$(36) \quad G(a) = \sum_{k=-\infty}^{\infty} \frac{1}{a^2 + k^2} = \frac{\pi}{a} \coth(\pi a),$$

with  $a \in \mathbb{R}_{>0}$ . We have applied Gaussian summation to Eq. 36. Again we observe rapid convergence even for values of  $a$  as large as 1000. The numerical convergence pattern is completely regular. In this case the expression for the error estimator  $\Delta_n$  can be given without approximation because the contour integral can be done exactly by deforming the contour and is given by the residues of the integrand at  $\pm ia$ :

$$(37) \quad \Delta_n = \frac{1}{2\pi i} \int_C d\zeta A_n(\zeta) \frac{1}{a^2 + \zeta^2} = \frac{A_n(i\pi a)}{a}$$

For large values of  $a$  using the asymptotic expression for  $A_n$  for  $\nu^2 \gg \pi a$  and  $a \gg \nu$  this expression simplifies to:

$$(38) \quad \Delta_n \approx 8\nu \exp\left(-\frac{\nu^2}{\pi a}\right)$$

We contrast this behavior with other well known techniques for acceleration of sums like Richardson extrapolation [2]. Using the Euler-MacLaurin sum formula it can be shown that the partial sums behave asymptotically as:

$$(39) \quad G_n(a) = \frac{1}{a^2} + 2 \sum_{k=1}^n \frac{1}{a^2 + k^2} = \frac{\pi \coth(\pi a)}{a} - \frac{2}{n} + \frac{1}{n^2} + \frac{2a^2 - 1}{3n^3} - \frac{a^2}{n^4} - \frac{6a^4 - 10a^2 + 1}{15n^5} + \dots$$

The  $N$ th Richardson extrapolation for the partial sums at some  $n$  is given by:

$$(40) \quad \mathcal{R}_N[G] = \sum_{k=0}^N \frac{(-1)^k (-1)^{k+N} (n+k)^N}{k!(N-k)!} G_{n+k}(a).$$

The asymptotic  $k^{-2}$  behavior of the sum, Eq. 36, is only reached when  $|k| \approx |a|$  and only then convergence of the partials sums starts. Applying Richardson extrapolation the terms in  $1/n$  are successively removed. However because the coefficients of the  $n^{-m}$  terms are approaching  $a^m$  the convergence is very slow and the asymptotic behavior only sets in when  $n \gg a$ . This can be seen in the plot of the

error in the Richardson extrapolations of Eq. 36, Fig. 3. The relative error is given by  $\Delta\mathcal{R}_N[G](a) = |(\mathcal{R}_N[G](a) - G(a))/G(a)|$ . It is clear that Gaussian summation achieve the same accuracy with a substantially smaller number of function evaluations. In fact the Richardson extrapolation shows spurious convergence for partials sums with  $N \sim a$ .

## 5. DISTRIBUTION OF ZEROS OF THE ORTHOGONAL POLYNOMIALS

The distribution of zeros of the denominators of the Pade approximants  $S_n(x)$  turns out to be quite unusual. According to Eq. 16 the zeros of  $S_N(x)$  for a given odd integer number  $N$  are determined by the equation:

$$(41) \quad \cos(x)J_{n+5/2}(x) + \sin(x)Y_{n+5/2}(x) = 0.$$

We are interested in the asymptotic behavior of the zeros at large values of  $n$ . Let  $x > 0$ . The function is symmetric with respect to  $x \rightarrow -x$  so for each zero  $x_0$  there is a corresponding zero at  $-x_0$ . We define  $\nu = n + 5/2$  and  $\tau = x/\nu$ . The condition for a zero of the denominator apart from non vanishing prefactors is:

$$(42) \quad \cos(\nu\tau)J_\nu(\nu\tau) + \sin(\nu\tau)Y_\nu(\nu\tau) = 0;$$

In the limit  $\nu \rightarrow \infty$  we have to differentiate between two regimes,  $\tau < 1$  and  $\tau > 1$ . For the first case,  $\tau < 1$  the leading asymptotic behavior of the Bessel function corresponding to  $x < \nu$  is given by [10, 7]:

$$(43) \quad J_\nu(\nu\tau) = \frac{1}{\sqrt{2\pi\nu}} \frac{\exp(\nu(\sqrt{1-\tau^2} - \text{arcosh}(1/\tau)))}{(1-\tau^2)^{1/4}}$$

and

$$(44) \quad Y_\nu(\nu\tau) = \frac{-2}{\sqrt{2\pi\nu}} \frac{\exp(-\nu(\sqrt{1-\tau^2} - \text{arcosh}(1/\tau)))}{(1-\tau^2)^{1/4}}$$

The argument of the exponent of the second term is negative in the interval  $(0, 1)$ . The first term is exponentially suppressed compared to the first term. The zeros of the denominator for  $\tau \in (0, 1)$  are therefore determined by the expression:

$$(45) \quad \sin(\nu\tau) = 0.$$

From this equation we conclude that  $\nu\tau = \pi m$  with  $m$  integer of the same order as  $\nu$  so it is useful to introduce  $\sigma = m/\nu$ , so that in this regime  $\tau = \pi\sigma$ .

Next we consider the case  $\tau > 1$ . The leading term in the asymptotic expansion of the Bessel functions takes a different form:

$$(46) \quad J_\nu(\nu\tau) = \sqrt{\frac{2}{\pi\nu}} \cos(\nu(\sqrt{\tau^2-1} - \arccos(1/\tau)))$$

$$(47) \quad Y_\nu(\nu\tau) = \sqrt{\frac{2}{\pi\nu}} \sin(\nu(\sqrt{\tau^2-1} - \arccos(1/\tau))).$$

For this case the leading asymptotic behavior of the zeros of the denominator have to be determined by the following equation:

$$(48) \quad \cos(\nu(\tau - \sqrt{\tau^2-1} + \arccos(1/\tau))) = 0.$$



In this regime the zeros are solutions of  $\tau - \sqrt{\tau^2 - 1} + \arccos(1/\tau) = \pi\sigma$ . To summarize the asymptotic behavior of the zeros is given by:

$$(49) \quad \pi\sigma(\tau) = \begin{cases} \tau & \tau \leq 1 \\ \tau - \sqrt{\tau^2 - 1} + \arccos(1/\tau) & \tau > 1. \end{cases}$$

Note that  $\sigma$  approaches  $1/2$  in the limit  $\tau \rightarrow \infty$ . This is the expected because we have considered the case  $x > 0$  only. In fact the distribution of zeros is symmetric in the range  $\sigma \in (-1/2, 1/2)$  since the  $S_n(x)$  depend  $x^2$  so only half of the zeros lies above 0. We enumerate the positive zeros by  $x_k$ ,  $k \in \{1, 2, \dots, n\}$ . The  $n$  negative zeros are given by  $-x_k$ . The asymptotic behavior of the zeros is surprising: For large  $n$  the first  $[n/\pi]$  zeros are with high accuracy given by  $x = \pi, 2\pi, 3\pi, \dots$ . However for  $k > [n/\pi]$  the distance between two consecutive zeros become larger and eventually for very large  $x_k$  becomes very large and behaves like  $x_k \sim \nu^2/\pi(\nu - k)$ . The asymptotic behavior has been verified in numerical determination of the zeros. This result is unusual because a singularity appears in the distribution of zeros in the range of integration which is not present in the moment generating function. The Gaussian summation achieves its accuracy by evaluating  $[n/\pi]$  points at the summation points and using the rest of the points to explore the asymptotic behavior of the function which is being summed.

## 6. CONCLUSIONS

The general problem of summation of smooth functions is considered. Summation formulas in analogy to Gaussian quadrature have been derived. The Pade approximants of the moment generating functions have been used to derive the explicit solution of the recursion relation. We have used this to give an explicit formula for the corresponding orthogonal polynomials. The asymptotic distribution of the zeros of these polynomials is derived. We have shown that the distribution of zeros shows an unusual behavior exhibiting a cusp. We demonstrate that Gaussian summation needs a substantially smaller number ( $\sqrt{n}$  compared to  $n$ ) of function evaluations for smooth functions with a large scale than other common techniques. In particular higher order Richardson extrapolation will lead to rounding errors spoiling the convergence.

It would be interesting to investigate Gaussian summation for different kind of linear functionals like  $\sum_{\nu \in \mathbb{Z} \setminus \{0\}} 1/\nu^3 f(1/\nu^2)$ . Summation schemes for summation over odd numbers (Matsubara frequencies) relevant for semiclassical field theories in physics will be discussed in a separate paper [12]. Another interesting point is the development of Kronrod schemes for summation which we are currently working on.

## 7. ACKNOWLEDGMENTS

I would like to acknowledge useful discussions with Stefan Engblom and thank him in particular for writing his technical report [3] on this interesting subject and providing me with reference [11]. During the initial stage of this work I obtained useful comments from W. Gautschi which were greatly appreciated. I would like to thank David Heilmann, Simon Trebst and Gang Li for carefully reading the manuscript. Finally I would like to thank Andrew J. Millis for useful discussions and his remark "If you want a number then calculate.". I would like to thank the *Aspen Center for Physics* where part of the work has been done.

n	$\Delta H(1)$	$\Delta H(5)$	$\Delta H(10)$	$\Delta H(20)$	$\Delta H(40)$	$\Delta H(100)$
2	$8.73 \cdot 10^{-9}$	$1.58 \cdot 10^{-2}$	$1.9 \cdot 10^0$	$4.47 \cdot 10^{-1}$	$5.06 \cdot 10^{-1}$	$5.61 \cdot 10^{-1}$
3	-	$2.53 \cdot 10^{-6}$	$1.02 \cdot 10^{-2}$	$9.55 \cdot 10^{-1}$	$2.29 \cdot 10^{-1}$	$3.29 \cdot 10^0$
4	-	$3.66 \cdot 10^{-11}$	$3.3 \cdot 10^{-6}$	$1.67 \cdot 10^{-2}$	$1.28 \cdot 10^0$	$3.29 \cdot 10^0$
5	-	-	$1.47 \cdot 10^{-10}$	$2.29 \cdot 10^{-5}$	$2.48 \cdot 10^{-1}$	$4.51 \cdot 10^{-1}$
6	-	-	-	$5.19 \cdot 10^{-9}$	$3.04 \cdot 10^{-3}$	$2.53 \cdot 10^0$
7	-	-	-	$2.85 \cdot 10^{-13}$	$5.89 \cdot 10^{-6}$	$2.77 \cdot 10^0$
8	-	-	-	-	$2.8 \cdot 10^{-9}$	$1.09 \cdot 10^0$
9	-	-	-	-	$4.19 \cdot 10^{-13}$	$4.46 \cdot 10^{-2}$
10	-	-	-	-	-	$3.87 \cdot 10^{-4}$
11	-	-	-	-	-	$1.02 \cdot 10^{-6}$
12	-	-	-	-	-	$1.01 \cdot 10^{-9}$
13	-	-	-	-	-	$4.07 \cdot 10^{-13}$
14	-	-	-	-	-	$2.51 \cdot 10^{-14}$
15	-	-	-	-	-	-

TABLE 1. Results for the relative error in evaluation of the Hardy-Littlewood sum.

#### REFERENCES

1. George A. JR. Baker, *Essentials of Pade Approximants*, Academic Press, NY, 1975.
2. Carl M. Bender and Steven A. Orzag, *Advanced Mathematical Methods for Scientists and Engineers*, McGraw-Hill, 1984.
3. Stefan Engblom, *Gaussian quadratures with respect to discrete measures*, Uppsala University, Technical Report 2006-007 (2006).
4. Walter Gautschi, *Orthogonal Polynomials*, Oxford University Press, 2004.
5. ———, *The Hardy-Littlewood Function: An Exercise in Slowly Convergent Series*, J. Comput. Appl. Math. **179** (2005), 249–254.
6. G. H. Golub and J. H. Welsh, *Calculation of Gauss quadrature rules*, Math. Comp. **23** (1969), 221–230.
7. I. S. Gradshteyn and I. M. Ryzhik, *Table of Integrals, Series and Products*, Academic Press, 1994.
8. Herbert H. H. Homeier, *Scalar Levin-type sequence transformations*, J. Comput. Appl. Math. **122** (2000), 81–147.
9. D. Levin, *Methods for accelerating convergence of infinite series and integrals*, Ph.D. thesis, Tel Aviv University, 1975.
10. M. Abramowitz and Irene A. Stegun (ed.), *Handbook of Mathematical Functions*, Dover, 1965.
11. Gradimir V. Milovanović and Aleksandar Cvetković, *Convergence of Gaussian Quadrature Rules for Approximation of Certain Sums*, Eastern J. on Approximation **10** (2004), 171–187.
12. Hartmut Monien, *Semiclassical mean field theories*, unpublished.
13. Arnold F. Nikiforov and Vasilii B. Uvarov, *Special Functions of Mathematical Physics*, Birkhäuser Verlag Basel, 1978.
14. William H. Press, Saul A. Teukolsky, William T. Vetterling, and Brian P. Flannery, *Numerical Recipes in C++*, Cambridge University Press, 2002.

PHYSIKALISCHES INSITUT, UNIVERSITÄT BONN, NUSSALLEE 12, 53115 BONN, GERMANY  
*E-mail address:* monien@th.physik.uni-bonn.de

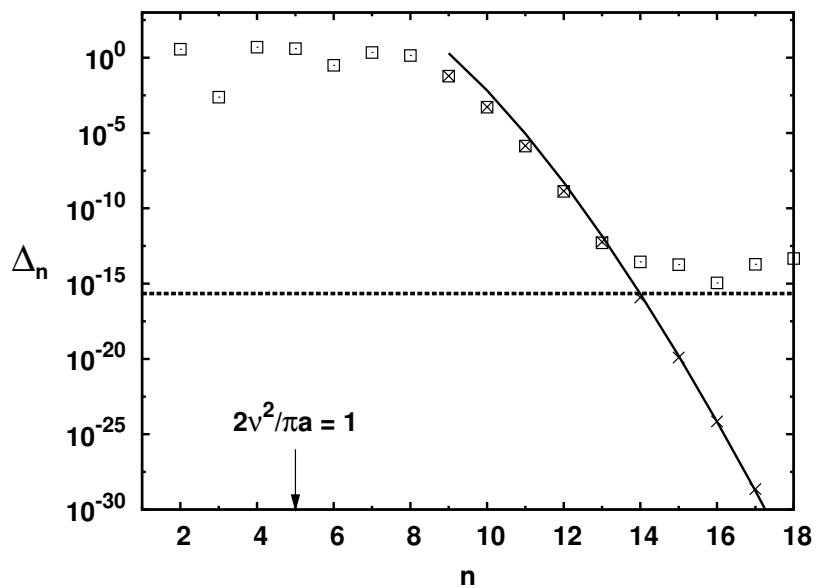


FIGURE 1. Relative error in the evaluation of the Hardy-Littlewood sum for  $x = 100$ . The squares ( $\square$ ) are indicating the numerical error in the Gaussian summation, the crosses ( $\times$ ) are indicating the saddle point approximation of the error integral and the solid line gives the asymptotic behavior of the former for large  $n$ . The dashed line gives the machine  $\epsilon$  for comparison.

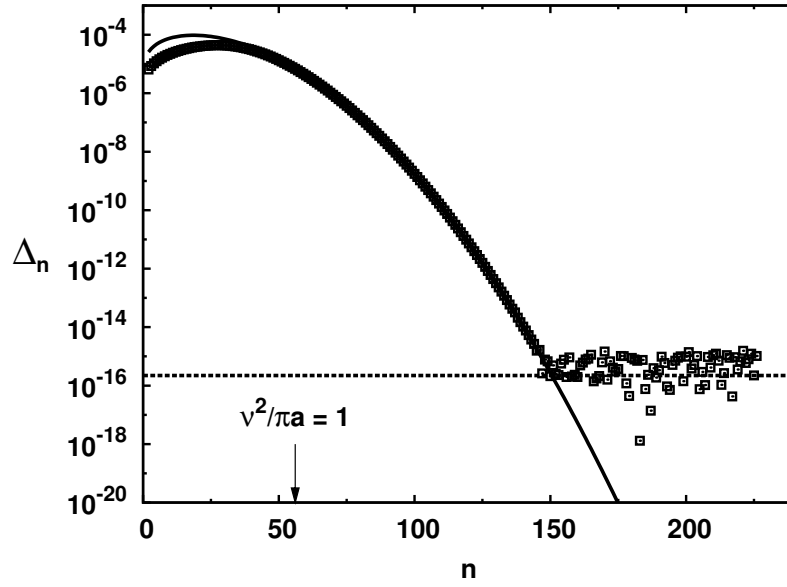


FIGURE 2. Relative error of the Gaussian summations of the example 2, sum Eq. 36, for  $a = 1000$ . The solid line is the error estimate given in the text ( $\sim 8n \exp(-4n^2/\pi a)$ ) and the dotted line is giving the machine  $\epsilon$ .

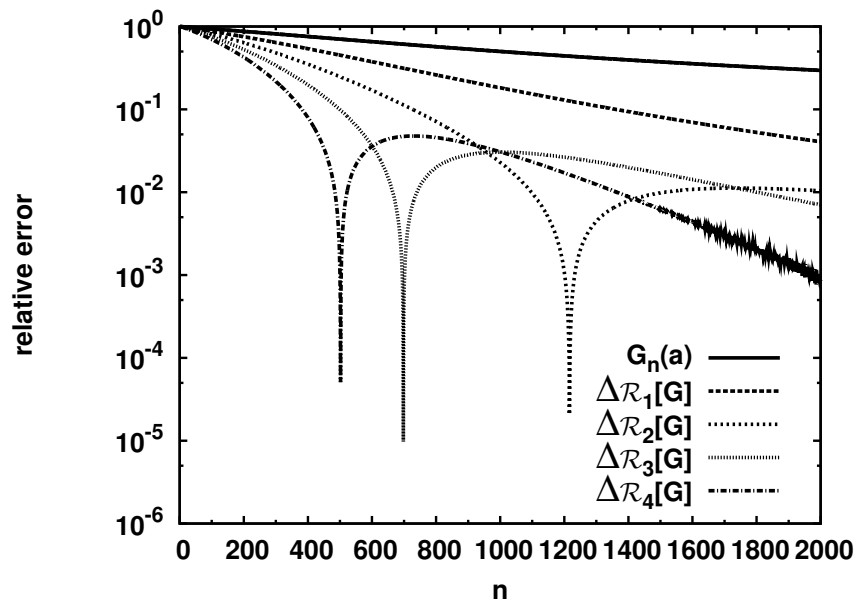


FIGURE 3. Relative error of the Richardson extrapolations of the example 2, sum Eq. 36, for  $a = 1000$ . Note the appearance of rounding errors in  $\Delta\mathcal{R}_4[G](n)$ .

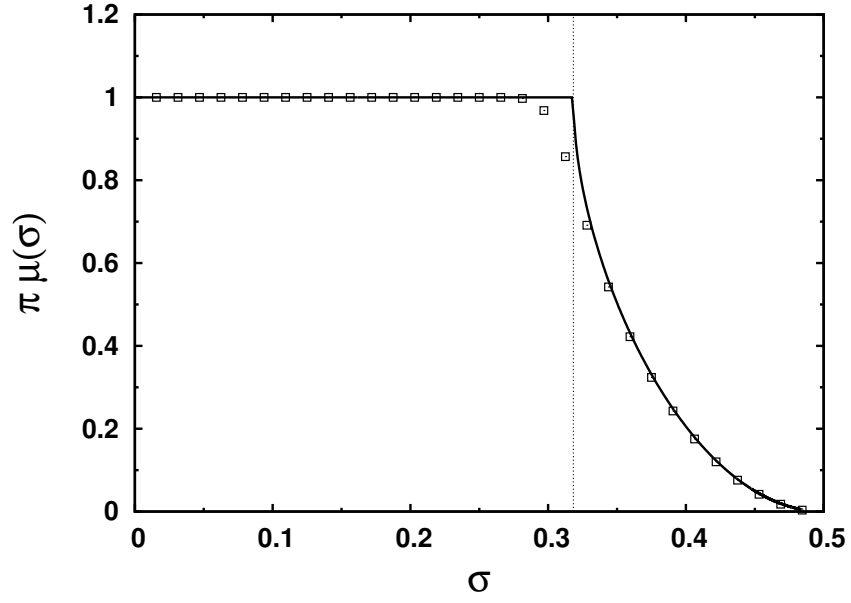


FIGURE 4. Asymptotic density of zeros ( $\mu(\sigma) = \frac{d\tau}{d\sigma}(\sigma)$ ). The dots give the approximate density of zeros  $1/(x_{n+1} - x_n)$  for  $N = 32$  plotted as a function of  $\sigma = n/N$ . The dotted line indicates  $\sigma = 1/\pi$ .