

A Paradox for Admission Control of Multiclass Queueing Network with Differentiated Service

Heng-Qing Ye

School of Business, National University of Singapore
1 Business Link, Singapore, bizyehq@nus.edu.sg

July 2005

Abstract

In this paper, we present counter-intuitive examples for the multiclass queueing network system. In the system, each station may serve more than one job class with differentiated service priority, and each job may require service sequentially by more than one service station. In our examples, the network performance is improved even when more workloads are admitted for service.

Keywords: multiclass queueing network, admission control, stability and performance analysis, fluid approximation.

1 Introduction

The queueing network model is an important tool in studying the service system, the manufacturing system and the communication system. In many applications, the model is useful in identifying bottleneck service resources of a system so that better decisions can be made on designing and controlling the network. Such decisions may include, for example, selecting the system service capacity (e.g., the maximum service rates of work stations), adjusting system workload (e.g., the job arrival rate and pattern), and routing jobs to service stations if the jobs can be served by more than one station.

In practice, it is commonly believed that the performance for a queueing network system, say in terms of the average total number or the average delay of jobs in the system, would be improved if the service capacity (system workload, routing alternatives, resp.) is increased (decreased, increased, resp.). Such an understanding is sound when studying, e.g., the queuing system with single or parallel service stations and the product-form queueing network; cf. Chen and Yao (2001) and references there. However, one must be cautious in applying such an intuition to complex queueing systems. In fact, from the study of the stability condition of a three-station multiclass queueing network in Dumas (1997), it can be noticed that the network (Dumas network) with increased service capacity for certain work stations performs worse. The paradox about the (distributed) routing in the queueing network can also be found in Cohen and Kelly (1990), which is based on the well known Braess paradox (Braess 1968). Complement to these paradoxes on the service capacity and routing, we provide a paradoxical network examples

on the admission control. These counter-intuitive examples show that the network performance could be degraded even when the system workload or the arrival rate of jobs decreases.

We describe the multiclass queueing network model and present the counter-intuitive results in the next section. In Section 3, we introduce the fluid model approach developed in recent years and then use this approach to prove our main results. We conclude in Section 4.

2 Counter-examples and Main Results

The *multiclass queueing network* consists of J stations indexed by $j \in \mathcal{J} = \{1, \dots, J\}$, and K job classes indexed by $k \in \mathcal{K} = \{1, \dots, K\}$. Assume that the arrival process of class k jobs (or customers) is a Poisson process with arrival rate α_k (≥ 0), and the service time for each class k job is exponentially distributed with mean service time m_k (> 0). Denote $\alpha = (\alpha_1, \dots, \alpha_J)^T$ and $m = (m_1, \dots, m_K)^T$. We also assume that all the interarrival times and service times are independent. A class k job is served at station $\sigma(k)$ ($\sigma(\cdot) : \mathcal{K} \rightarrow \mathcal{J}$), and after its service completion, it may become a class ℓ job with probability $p_{k\ell}$ and leave the network with probability $1 - \sum_{\ell=1}^K p_{k\ell}$. Let $P = (p_{k\ell})$. Let $C = (c_{jk})$ be a $J \times K$ matrix whose (j, k) th component $c_{jk} = 1$ if $j = \sigma(k)$ and $= 0$ otherwise. While each station may serve more than one class of jobs, each job is served at one specific station (determined by the many-to-one mapping $\sigma(\cdot)$). We study a preemptive priority service discipline in this paper. Let π be a one-to-one mapping from \mathcal{K} onto \mathcal{K} . For any given ℓ and k , if $\pi(\ell) < \pi(k)$ and $\sigma(\ell) = \sigma(k)$, then class k job can not be served at station $\sigma(k)$ unless there is no class ℓ job. In short, we say that class ℓ has a higher priority than class k . For convenience, the mapping π is often expressed as a permutation of \mathcal{K} , i.e., which can be written as $\pi = (i_1, \dots, i_K)$ if $\pi(k) = i_k$, $k \in \mathcal{K}$. In addition, we only consider work-conserving (or non-idling) service disciplines, which specify that a work station can not be idle unless there is no job waiting for service in that station. For convenience, we denote the queueing network described above as $(\mathcal{J}, \mathcal{K}, \alpha, m, C, P, \pi)$.

We study *open* multiclass queueing network in this paper, or we assume that the transition P is transient, i.e.,

$$I + P + P^2 + \dots \text{ is convergent.} \quad (1)$$

Let $\lambda = (I - P')^{-1}\alpha$, $\beta = M\lambda$ and $\rho = C\beta = CM\lambda$. Call λ a *nominal total arrival rate* (vector), β_k (the k th component of β) a *traffic intensity for class k* , $k \in \mathcal{K}$, and ρ_j (the j th component of ρ) a *traffic intensity for station j* , $j \in \mathcal{J}$. Usually, the vector $\rho = (\rho_j)$ is simply called the *traffic intensity of the queueing network*. Actually, λ is the unique solution to the following *traffic equation*,

$$\lambda = \alpha + P'\lambda,$$

which indicates that the nominal total arrival rate vector λ includes both external arrivals and internal transitions.

The dynamics of the network can be described using a K -dimensional queue length process $Q(t) = (Q_k(t), k \in \mathcal{K})$ ($t \geq 0$), where $Q_k(t)$ indicates the number of class k jobs in the network at time t . The queue length process $Q(t)$ is a continuous time Markov chain under the Poisson arrival and exponential service assumptions. We say that the network $(\mathcal{J}, \mathcal{K}, \alpha, m, C, P, \pi)$ is stable if the Markov chain $Q(t)$ is positive recurrent. It is well known that the Markov chain $Q(t)$ is positive recurrent *only if* the traffic intensity for each station is less than one, i.e., $\rho_j < 1$ for

all $j \in \mathcal{J}$, or in short, $\rho < e$ where e is a J -dimensional vector with all components being ones. The performance index of interest in this paper is the expected stationary total queue length \bar{Q} defined as

$$\bar{Q} = \lim_{t \rightarrow \infty} E \left[\sum_{k \in \mathcal{K}} Q_k(t) \right].$$

The queue length $\bar{Q}(t)$ is a finite if and only if the queue length process Q is positive recurrent.

As an example, the Kumar-Rybko-Seidman-Stolyar (KRSS) network is illustrated in Figure 1. This network, widely known as Kumar-Seidman network and Rybko-Stolyar network in queueing network literatures, was first studied independently by Kumar and Seidman (1990) and Rybko and Stolyar (1992). The KRSS network consists of two stations and four job classes.

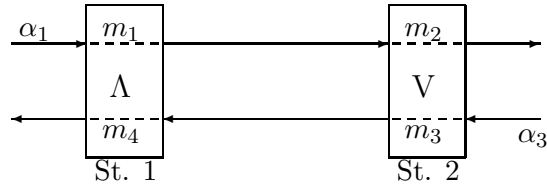


Figure 1: KRSS network

Among the four job classes, only class 1 and 3 have external job arrivals, i.e., $\alpha_2 = \alpha_4 = 0$. A class 1 (class 3) job becomes a class 2 (class 4) job after its service completion at station 1 (station 2), while a class 2 (class 4) job leaves the system after its service completion at station 2 (station 1). The class 4 (class 2) jobs have higher priority than class 1 (class 3) jobs at station 1 (station 2). In particular for this network, the parameters C , P and π are specified as

$$C = \begin{pmatrix} 1 & 0 & 0 & 1 \\ 0 & 1 & 1 & 0 \end{pmatrix}, \quad P = \begin{pmatrix} 0 & 1 & 0 & 0 \\ 0 & 0 & 0 & 0 \\ 0 & 0 & 0 & 1 \\ 0 & 0 & 0 & 0 \end{pmatrix}, \quad \text{and } \pi = (4, 1, 2, 3).$$

With a little thought, it is direct to see that the traffic intensity is simply

$$\rho = (\rho_1, \rho_2)^T = (\alpha_1 m_1 + \alpha_3 m_4, \alpha_1 m_2 + \alpha_3 m_3)^T.$$

It is well known (e.g., Chen and Zhang (2000)) that the KRSS network is stable if and only if

$$\rho < e \quad \text{and} \quad \alpha_1 m_2 + \alpha_3 m_4 < 1.$$

The counterexample that presents a paradox in the admission control of open multiclass queueing network is a variation of the KRSS network. It is illustrated in Figure 2, and called *modified* KRSS network in the following. Compared to the original KRSS network, there are two additional stations, namely the station 3 and 4, and four job classes, namely the class 5, 6, 7, and 8. The class 7 (class 8) has higher priority than the class 5 (class 6) at station 3 (station 4). The details of the specific network parameters $(\mathcal{J}, \mathcal{K}, \alpha, m, C, P, \pi)$ for this network should be obvious from the figure. For the modified KRSS network, we have the following result.

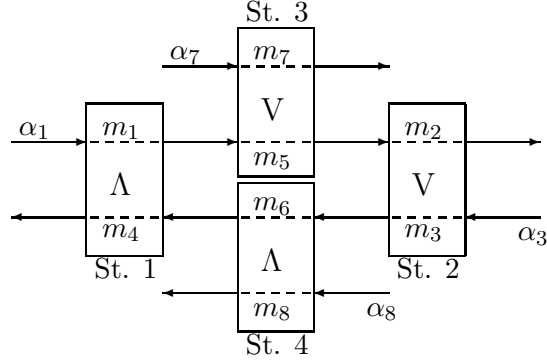


Figure 2: Modified KRSS network

Theorem 2.1 *Suppose $\rho < e$ and*

$$\alpha_1 m_2 + \alpha_3 m_4 > 1 \quad (2)$$

in the modified KRSS network.

(1) *If $m_5/(1 - \alpha_7 m_7) > m_2$ and $m_6/(1 - \alpha_8 m_8) > m_4$, then the queue length process $Q(\cdot)$ is positive recurrent, and thus the expected stationary total queue length $\bar{Q} < \infty$.*

(2) *If $m_5/(1 - \alpha_7 m_7) < m_1$ and $m_6/(1 - \alpha_8 m_8) < m_3$, then the queue length process $Q(\cdot)$ is transient, and thus the expected stationary total queue length $\bar{Q} = \infty$.*

This theorem presents a phenomenon in which reducing the arrival rates of some job classes leads to worse performance of the queueing network. To see this, fix all the parameters of the modified KRSS network except α_7 and α_8 . In statement (1) of the above theorem, we have that

$$\alpha_7 > (1 - m_5/m_2)/m_7 \text{ and } \alpha_8 > (1 - m_6/m_4)/m_8 \quad (3)$$

and that the expected stationary total queue length \bar{Q} is finite. However, when we reduce α_7 and α_8 to the case such that

$$\alpha_7 < (1 - m_5/m_1)/m_7 \text{ and } \alpha_8 < (1 - m_6/m_3)/m_8, \quad (4)$$

the queue length process $Q(t)$ becomes transient and thus \bar{Q} becomes infinite. Virtually, we will see in next section that $\sum_{k \in \mathcal{K}} Q_k(t) \rightarrow \infty$ almost surely.

To gain better intuition of the paradoxical phenomenon, examine the dynamics of the original KRSS network with no initial job (note that the initial condition has no impact on the long term network behavior). When a class 4 job is being served, class 1 jobs can not move to class 2 for further service, and vice versa. From this observation, it is not difficult to infer that classes 2 and 4 will never be served at the same time and in effect form a virtual station (Dai and Vande Vate 1996). Therefore, the total nominal traffic intensity for these two classes together, i.e., the virtual station, should not exceed one for the network to be stable. The similar argument also yields that the KRSS network is unstable when the nominal traffic intensity for the virtual station exceed one, i.e., the condition (2) holds. Now consider the modified KRSS network. The additional classes 5 and 6 act as *regulators* that regulate the traffics to classes 2 and 4 respectively so as to stabilize the network. (Readers may refer to Humes (1994) on the

application of regulators to stabilize queueing networks.) When the workloads of classes 7 and 8 are light such that the condition (4) holds, much service capacity of stations 3 and 4 is left to classes 5 and 6 respectively and hence the classes 5 and 6 do not hold back the traffics to avoid building up of job queues at classes 2 and 4 respectively (cf. the case (2) of Theorem 2.1). Thus, the virtual station effect prevails and the network is still unstable under the condition (2). However, when the workloads of classes 7 and 8 are heavy enough such that the condition (3) holds, the service for lower priority classes 5 and 6 is in effect slowed down and the traffics to classes 2 and 4 are held back (cf. the case (1) of Theorem 2.1). Consequently, there would not be large buildup of queues at classes 2 and 4, and these two classes will not mutually block their services. Finally, the virtual station effect is avoided and the modified KRSS network is thus stabilized. The above argument will be made rigorous in the proof of Theorem 2.1 in next section.

Concerning the above paradoxical phenomenon, a subtle question is whether this counter-intuitive phenomenon is just due to pathological jumps in the network performance. To post this question in more details, we take for the moment that $\alpha_1 = \alpha_3 = 1$, $\alpha_7 = \alpha_8 = \alpha'$, $m_1 = m_3 = 0.2$, $m_2 = m_4 = 0.6$, $m_5 = m_6 = 0.1$, $m_7 = m_8 = 1$. Then, let α' varies, say, from $8/9$ down to $1/3$, and thus $m_5/(1 - \alpha_7 m_7)$ and $m_6/(1 - \alpha_8 m_8)$ both vary from 0.9 (which is greater than m_3 and m_6) to 0.15 (which is less than m_3 and m_6). Based on Theorem 2.1, the expected stationary total queue length \bar{Q} is finite when α' is $8/9$, but it becomes worse, i.e., $\bar{Q} = \infty$, when α' is reduced to $1/3$. Now, the subtle questions are as follows. Is this performance degradation upon reducing arrival rate α' simply due to a jump from a stable to an unstable network at a critical point of α' when it varies from $8/9$ to $1/3$? Is the performance \bar{Q} still an increasing function of the arrival rate α' within any interval of α' where the network is stable and its expected total queue length \bar{Q} is finite? It is not obvious how to eliminate this possible pathological situation theoretically. However, our simulation results illustrated in Figure 3 indicate that the average total queue length \bar{Q} is an decreasing function of α' within some intervals of α' (i.e., the interval $[0.84, 0.89]$ in our simulation) where $Q(t)$ is stable. In words, the network performance is improved *continuously* when more jobs are admitted to the system within certain range of job arrival rates.

Another counterexample that gives different perspective on the paradox in admission control is related to the Lu-Kumar (LK) network, which was first studied by Lu and Kumar (1991) and is illustrated in Figure 4. We omit the detailed description of this network, which should be clear from the its comparison with the KRSS network. This counterexample is a variation of the LK network, called *modified* LK network in this paper, and is illustrated in Figure 5. For the modified LK network, we study some special instances (for convenience) and summarize the counter-intuitive phenomenon in the following theorem.

Theorem 2.2 Consider the modified LK network with $m = (0.1, 0.6, 0.1, 0.6, 0.7, 0.027)^T$.

- (1) If $\alpha_6 = 1.37$, then the queue length process Q is positive recurrent, and thus $\bar{Q} < \infty$.
- (2) If $\alpha_6 = 1$, then the queue length process Q is transient, and thus $\bar{Q} = \infty$.

This theorem presents a situation in which, when the arrival rate α_6 drops from 1.37 to 1 , the performance becomes worse. Similar to the simulation for the modified KRSS network, our simulation result also supports that for the modified LK network the average total queue length \bar{Q} would be a decreasing function of α_6 within some intervals of α_6 where $Q(t)$ is stable. In contrast to the modified KRSS network, a special feature of the modified LK network is that

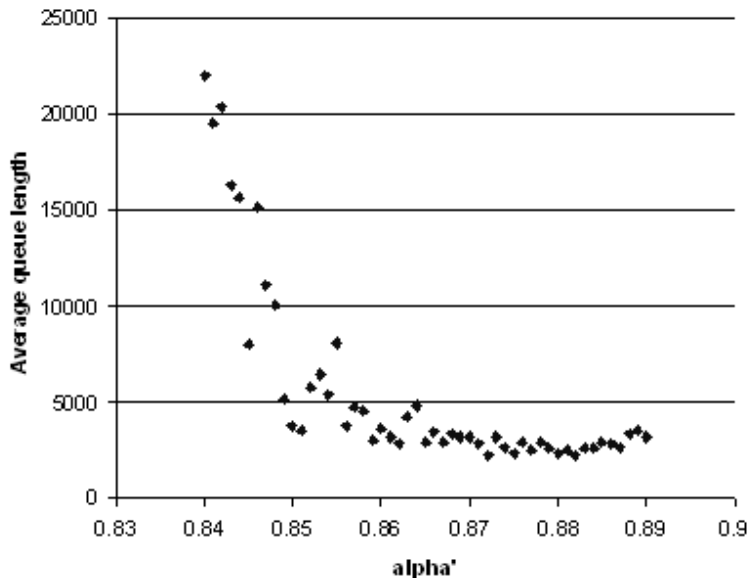


Figure 3: Simulation for modified KRSS network

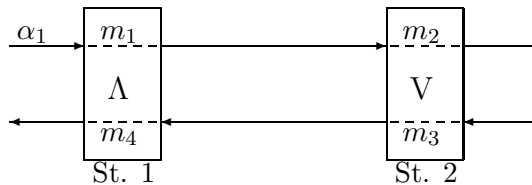


Figure 4: LK network

there is only one external arrival and this arrival is controllable. On the other hand, if we fix the rate α_6 of the unique external arrival and vary the service times m_k , $k = 1, \dots, 6$, in proportion, then we recover an example for the paradox on service control. That is, increasing service capacity may also worsen the system performance, since reducing the service times m_k in proportion (i.e., increasing the service capacity) is equivalent to reducing the external arrival α_6 in the modified LK network by changing the time scale suitably.

3 Multiclass Fluid Network Model and Proof of Theorem 2.1

In this section, we provide the proof of Theorem 2.1, while the proof of Theorem 2.2 is omitted since it is similar to the former one. We employ the fluid model approach in the proof. The development of this approach was inspired by the studies of some counterexamples in Kumar and Seidman (1990), Rybko and Stolyar (1992) and Bramson (1994), etc., where the multiclass queueing networks are not stable even when the traffic intensity of each station in the network is less than one. An elegant result of the fluid model approach was proposed first in Rybko

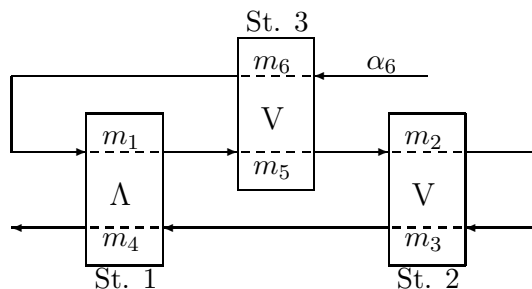


Figure 5: A modified LK network

and Stolyar (1992) and then generalized and refined by Dai (1995), Chen (1995), Dai and Meyn (1995), Stolyar (1995) and Bramson (1998). It states that a queueing network is stable if its corresponding fluid network model is stable. Partial converse to this result is also given in Meyn (1995), Dai (1996) and Puhalskii and Rybko (2000). To quote these results to prove our theorems, we first present in next subsection a multiclass fluid network model corresponding to the multiclass queueing network model described in Section 2.

3.1 A Multiclass Fluid Network Model

Parallel to the queueing network $(\mathcal{J}, \mathcal{K}, \alpha, m, C, P, \pi)$, a corresponding fluid network model is obtained intuitively by replacing the discrete jobs in the queueing network with continuous fluids. Specifically, the fluid network also consists of J stations (buffers) indexed by $j \in \mathcal{J} = \{1, \dots, J\}$, serving K fluid (job) classes indexed by $k \in \mathcal{K} = \{1, \dots, K\}$. A fluid class is served exclusively at one station, but one station may serve more than one fluid classes. As in the queueing network, $\sigma(\cdot)$ denotes a many-to-one mapping from \mathcal{K} to \mathcal{J} , with $\sigma(k)$ indicating the station at which a class k fluid is served. A class k fluid may flow exogenously into the network at rate $\alpha_k (\geq 0)$, then it is served at station $\sigma(k)$, and after being served, a fraction $p_{k\ell}$ of fluid turns into a class ℓ fluid, $\ell \in \mathcal{K}$, and the remaining fraction, $1 - \sum_{\ell=1}^K p_{k\ell}$ flows out of the network. When station $\sigma(k)$ devotes its full capacity to serving class k fluid (assuming that it is available to be served), it generates an outflow of class k fluid at rate $\mu_k (> 0)$, $k \in \mathcal{K}$. Let $\alpha = (\alpha_k)$ and call it the exogenous *inflow (arrival) rate* (vector). Let $\mu = (\mu_k)$ and call it the *service rate* (vector). We call $K \times K$ substochastic matrix $P = (p_{k\ell})$ the *flow transition matrix*. Corresponding to the open queueing network described in the last section, we consider an open fluid network. That is, we also assume that matrix P satisfies the condition (1). Among classes, fluid follows a priority service discipline, which is again described by a one-to-one mapping π from $\{1, \dots, K\}$ onto itself. Specifically, a class k has priority over a class ℓ if $\pi(k) < \pi(\ell)$. We adopt the following notation from the description of the multiclass queueing network model, i.e., $C, \lambda, \beta, \rho, M$, and D .

To describe the dynamics of the fluid network, we introduce the K -dimensional fluid level process $\bar{Q} = \{\bar{Q}(t), t \geq 0\}$, whose k th component $\bar{Q}_k(t)$ denotes the fluid level of class k at time t ; the K -dimensional time allocation process $\bar{T} = \{\bar{T}(t), t \geq 0\}$, whose k th component $\bar{T}_k(t)$ denotes the total amount of time that station $\sigma(k)$ has devoted to serving class k fluid during the time interval $[0, t]$; and the K -dimensional unused capacity process $\bar{Y} = \{\bar{Y}(t), t \geq 0\}$, whose k th component $\bar{Y}_k(t)$ denotes the (cumulative) unused capacity of station $\sigma(k)$ during the time interval $[0, t]$ after serving all classes at station $\sigma(k)$ which have a priority no less than class k

(including class k). Let

$$H_k = \{\ell : \sigma(\ell) = \sigma(k), \pi(\ell) \leq \pi(k)\}$$

be the set of indices for all classes that are served at the same station as class k and have a priority no less than that of class k . Note that $k \in H_k$ by definition. Then the dynamics of the fluid network model can be described as follows.

$$\bar{Q}(t) = \bar{Q}(0) + \alpha t - (I - P')D\bar{T}(t) \geq 0, \quad (5)$$

$$\bar{T}(\cdot) \text{ is nondecreasing with } \bar{T}(0) = 0, \quad (6)$$

$$\bar{Y}_k(t) = t - \sum_{\ell \in H_k} \bar{T}_\ell(t) \text{ is nondecreasing, } \quad k \in \mathcal{K}, \quad (7)$$

$$\int_0^\infty \bar{Q}_k(t) d\bar{Y}_k(t) = 0, \quad k \in \mathcal{K}. \quad (8)$$

The relation (5) is the flow balance relation; its k th coordinate reads as,

$$Q_k(t) = Q_k(0) + \alpha_k t + \sum_{\ell=1}^K p_{\ell k} \mu_\ell T_\ell(t) - \mu_k T_k(t) \geq 0, \quad k = 1, \dots, K.$$

The equation (5) is nothing but the equivalent relation between the time allocation process $T(\cdot)$ and the unused capacity process $Y(\cdot)$. The relation (8) specifies both the work-conserving condition and the priority discipline; in words, for each k , the relation (8) means that at any time t , there could be some positive remaining capacity (rate) for serving those classes at station $\sigma(k)$ having a strictly lower priority than class k , only when the fluid levels of all classes in H_k (having a priority no less than k) are zero. Particularly, for each lowest fluid class k at station $j = \sigma(k)$, the relation (8) specifies the work-conserving condition for station j , which implies that station j can not be idle if the total fluid level ($\sum_{\ell: \sigma(\ell)=j} \bar{Q}_\ell(t)$) in station j is positive at any time $t \geq 0$.

We shall refer to this network as fluid network $(\mathcal{J}, \mathcal{K}, \alpha, m, C, P, \pi)$. For the fluid network $(\mathcal{J}, \mathcal{K}, \alpha, m, C, P, \pi)$, A pair (\bar{Q}, \bar{T}) (or equivalently (\bar{Q}, \bar{Y})) is said to be a *fluid solution* if they jointly satisfy (5)-(8). For convenience, we also call \bar{Q} a fluid solution if there is a \bar{T} such that the pair (\bar{Q}, \bar{T}) is a fluid solution. The fluid network $(\mathcal{J}, \mathcal{K}, \alpha, m, C, P, \pi)$ is said to be *stable* if there is a time $\tau \geq 0$ such that $\bar{Q}(\tau + \cdot) \equiv 0$ for any fluid solution \bar{Q} with $\|\bar{Q}(0)\| = 1$; and it is said to be *weakly stable* if $\bar{Q}(\cdot) \equiv 0$ for any fluid solution \bar{Q} with $\bar{Q}(0) = 0$. A well-known property we will use later in this paper is that the processes \bar{Q} , \bar{Y} , and \bar{T} are Lipschitz continuous, and hence are differentiable almost everywhere on $[0, \infty)$. We summarize some known stability results on the relation between the queueing network model and its corresponding fluid network model, which are used in the proof of Theorem 2.1.

Theorem 3.1 Consider the queueing network $(\mathcal{J}, \mathcal{K}, \alpha, m, C, P, \pi)$.

- (1) If the corresponding fluid network $(\mathcal{J}, \mathcal{K}, \alpha, m, C, P, \pi)$ is stable, then the queue length process Q is positive recurrent.
- (2) If the corresponding fluid network $(\mathcal{J}, \mathcal{K}, \alpha, m, C, P, \pi)$ is not weakly stable, then the queue length process Q is transient.

Readers are referred to Chen and Yao (2001) and Dai (1996) for elementary proofs of the two conclusions respectively.

3.2 Proof of Theorem

Proof of Theorem 2.1 (1): According to Theorem 3.1 (1), it is sufficient to show that the fluid network model corresponding to the modified KRSS queueing network, called the modified KRSS fluid network below, is stable. As an instance of the fluid network model described in (5)-(8), the dynamics of the modified KRSS fluid network can be detailed as follows.

$$\bar{Q}_k(t) = \bar{Q}_k(0) + \alpha_k t - \mu_k \bar{T}_k(t) \geq 0, \quad k = 1, 3, 7, 8, \quad (9)$$

$$\bar{Q}_k(t) = \bar{Q}_k(0) + \mu_\ell \bar{T}_\ell(t) - \mu_k \bar{T}_k(t) \geq 0, \quad (k, \ell) = (5, 1), (2, 5), (6, 3), (4, 6), \quad (10)$$

$$\bar{T}_k(\cdot) \text{ is nondecreasing with } \bar{T}_k(0) = 0, \quad k = 1, \dots, 8, \quad (11)$$

$$\bar{Y}_k(t) = t - \bar{T}_k(t) \text{ is nondecreasing, } \quad k = 4, 2, 7, 8, \quad (12)$$

$$\bar{Y}_k(t) = t - \bar{T}_\ell(t) - \bar{T}_k(t) \text{ is nondecreasing, } \quad (k, \ell) = (1, 4), (3, 2), (5, 7), (6, 8), \quad (13)$$

$$\int_0^\infty \bar{Q}_k(t) d\bar{Y}_k(t) = 0, \quad k = 1, \dots, 8. \quad (14)$$

We prove the stability the modified KRSS fluid network in three steps. First, we prove that there exists a time $\tau_1 \geq 0$ such that

$$\bar{Q}_7(t) = \bar{Q}_8(t) = 0 \text{ for any } t \geq \tau_1. \quad (15)$$

If $\dot{\bar{Q}}_7(t) > 0$, then we have

$$\dot{\bar{Y}}_7(t) = 0 \quad (16)$$

by condition (14);

$$\dot{\bar{T}}_7(t) = 1 \quad (17)$$

by equations (12) and (16); and at last

$$\dot{\bar{Q}}_7(t) = \alpha_7 - \mu_7 \quad (18)$$

by equations (9) and (17). Note that the condition $\rho < e$ implies $\alpha_7 < \mu_7$. Let $\tau'_1 = \dot{\bar{Q}}_7(0)/(\mu_7 - \alpha_7)$. Then, we have

$$\bar{Q}_7(t) = 0 \text{ for any } t \geq \tau'_1. \quad (19)$$

Using the similar argument, we have

$$\bar{Q}_7(t) = 0 \text{ for any } t \geq \tau''_1 = \frac{\dot{\bar{Q}}_7(0)}{\mu_8 - \alpha_8}. \quad (20)$$

Letting $\tau_1 = \max(1/(\mu_7 - \alpha_7), 1/(\mu_8 - \alpha_8))$, we have that $\tau_1 \geq \max(\tau'_1, \tau''_1)$ under the assumption $\|\bar{Q}(0)\| = 1$. Now, the conclusions (19) and (20) lead to the claim (15).

Next, we prove that there exists a time $\tau_2 \geq \tau_1$ such that

$$\bar{Q}_4(t) = \bar{Q}_2(t) = 0 \text{ for any } t \geq \tau_2. \quad (21)$$

Under the condition (15), we have $\dot{Q}_7(t) = \dot{Q}_8(t) = 0$, and then $\dot{T}_7(t) = \alpha_7 m_7$ and $\dot{T}_8(t) = \alpha_8 m_8$ for all time $t \geq \tau_1$. Combined with (13), this gives rise to

$$\begin{aligned} \dot{Y}_6(t) &= 1 - \dot{T}_6(t) - \dot{T}_8(t) \geq 0, \quad \text{and} \\ \dot{T}_6(t) &\leq 1 - \dot{T}_8(t) = 1 - \alpha_8 m_8, \quad \text{for any } t \geq \tau_1. \end{aligned} \quad (22)$$

Then, we have

$$\dot{Q}_4(t) = \mu_6 \dot{T}_6(t) - \mu_4 \dot{T}_4(t) \leq \mu_6(1 - \alpha_8 m_8) - \mu_4 < 0$$

for any $t \geq \tau$, where the last inequality is implied by the assumption that $m_6/(1 - \alpha_8 m_8) > m_4$. Let $\tau'_2 = \dot{Q}_4(\tau_1)/(\mu_4 - \mu_6(1 - \alpha_8 m_8))$. Then, we have

$$\bar{Q}_4(t) = 0 \quad \text{for any } t \geq \tau'_2. \quad (23)$$

Similarly, we have

$$\bar{Q}_2(t) = 0 \quad \text{for any } t \geq \tau''_2 = \frac{\dot{Q}_2(\tau_1)}{\mu_2 - \mu_5(1 - \alpha_7 m_7)}. \quad (24)$$

Let

$$\tau_2 = \max\left(\frac{1 + \Delta\tau_1}{\mu_4 - \mu_6(1 - \alpha_8 m_8)}, \frac{1 + \Delta\tau_1}{\mu_2 - \mu_5(1 - \alpha_7 m_7)}\right)$$

with Δ being the Lipschitz constant for the fluid level process $\bar{Q}(t)$. Then we have that $\tau_2 \geq \max(\tau'_2, \tau''_2)$, noting that $\|\bar{Q}(\tau_1)\| \leq \|\dot{Q}(\tau_1)\| + M\tau_1 \leq 1 + M\tau_1$. Now, the conclusions (23) and (24) imply the claim (21).

Finally, we prove that there exists a time $\tau \geq \tau_2 (\geq 0)$ such that

$$\bar{Q}_k(t) = 0 \quad \text{for } k = 1, 3, 5, 6 \text{ and } t \geq \tau, \quad (25)$$

which together with equations (15) and (21) implies

$$\bar{Q}(t) = 0 \quad \text{for } t \geq \tau.$$

Let

$$\begin{aligned} \bar{W}_1(t) &:= m_1 \bar{Q}_1(t) + m_4(\bar{Q}_3(t) + \bar{Q}_6(t)) \\ &= (\alpha_1 m_1 + \alpha_3 m_4)t - (\bar{T}_1(t) + \bar{T}_4(t)), \\ \bar{W}_2(t) &:= m_3 \bar{Q}_3(t) + m_2(\bar{Q}_1(t) + \bar{Q}_5(t)) \\ &= (\alpha_1 m_2 + \alpha_3 m_3)t - (\bar{T}_2(t) + \bar{T}_3(t)), \\ \bar{W}_3(t) &:= m_5(\bar{Q}_1(t) + \bar{Q}_5(t)) = \alpha_1 m_5 t - \bar{T}_5(t), \\ \bar{W}_4(t) &:= m_6(\bar{Q}_3(t) + \bar{Q}_6(t)) = \alpha_3 m_6 t - \bar{T}_6(t), \end{aligned}$$

for $t \geq \tau_2$. Here $\bar{W}_i(t)$ ($i = 1, 2, 3, 4$) can be explained as the immediately workload for station i implied in the system at time t . Define

$$\begin{aligned} f_1(t) &:= m_6 \bar{W}_1(t), \quad f_2(t) = m_5 \bar{W}_2(t), \\ f_3(t) &:= m_2 \bar{W}_3(t), \quad f_4(t) = m_4 \bar{W}_4(t). \end{aligned}$$

Then, it is direct to verify that, for $t \geq \tau_2$,

$$\dot{f}_i(t) < 0 \text{ if } \bar{Q}_i(t) > 0, \text{ for } i = 1, 2, 3, 4,$$

and

$$\begin{aligned} f_1(t) &\leq f_4(t) \text{ if } \bar{Q}_1(t) = 0, \\ f_2(t) &\leq f_3(t) \text{ if } \bar{Q}_3(t) = 0, \\ f_3(t) &\leq f_2(t) \text{ if } \bar{Q}_5(t) = 0, \\ f_4(t) &\leq f_4(t) \text{ if } \bar{Q}_6(t) = 0. \end{aligned}$$

Now applying the piecewise linear Lyapunov function approach for the multiclass fluid network model described in Theorem 3.1 of Chen and Ye (2002), we obtain the conclusion (25). Q.E.D.

Proof of Theorem 2.1 (2): According to Theorem 3.1 (2), we need to show that the modified KRSS fluid network is not weakly stable. Similar to the above proof of the claim (1), it is not difficult to show that there exists a time $\tau_1 \geq 0$ such that

$$\bar{Q}_7(t) = \bar{Q}_8(t) = 0 \text{ for any } t \geq \tau_1$$

since classes 7 and 8 fluids have higher priorities at stations 7 and 8 respectively; and then that there exists a time $\tau_2 \geq \tau_1$ such that

$$\bar{Q}_5(t) = \bar{Q}_6(t) = 0 \text{ for any } t \geq \tau_2$$

since the remaining service capacity for classes 5 and 6 fluids is greater than that for class 1 and 3 fluids. Thus, the modified KRSS fluid network is reduced to the well known KRSS fluid network, which is not weakly stable under the condition (2). Q.E.D.

4 Discussion and Concluding Remark

We have presented a paradox for the admission control for the multiclass queueing network with differentiated service in this paper. This paradox is, to our knowledge, the first one of the kind, which is complement to the existing ones on the service rate control and the routing control.

The models, as well as the admission control and the differentiated service, studied in the paper are simplified and idealized models of practical systems. Take the semiconductor production as the example. The production line may consist tens of processing stations (machines), and parts may require tens or even hundreds of stages of processing by the stations. The admission control may model the *central control* on whether to accept the external order, while the differentiated priority for jobs at each station could be due to the *local control* on scheduling jobs. In addition, machines may be subject to random failures and need set-up time when changing from processing a class of jobs to another. it would not be surprising that the paradoxical phenomenon in the admission control exists in such a complex and practical system, as it exists even in the simplified and idealized network models presented in this paper. Therefore, the detection of and the remedy to such a paradoxical phenomenon would be interesting future research topics.

References

- [1] Braess, D. (1968). Über ein Paradoxon aus der Verkehrsplanung. *Unternehmensforschung*, **12**, 258-268.
- [2] Bramson, M. (1994). Instability of FIFO queueing networks. *Annals of Applied Probability*, **4**, 414-431.
- [3] Bramson, M. (1998). Stability of two families of queueing networks and a discussion of fluid limits. *Queueing Systems: Theory and Applications*, **23**, 7-31.
- [4] Chen, H. (1995). Fluid approximations and stability of multiclass queueing networks: Work-conserving discipline. *Annals of Applied Probability*, **5**, 637-655.
- [5] Chen, H. and D.D. Yao. (2001). *Fundamentals of Queueing Networks: Performance, Asymptotics and Optimization*, Springer-Verlag New York, Inc.
- [6] Chen, H. and Ye H.Q. (2002). Piecewise linear Lyapunov function for the stability of priority multiclass queueing networks, *IEEE Transactions on Automatic Control*, **47**, 4, 564-575.
- [7] Chen, H. and H. Zhang. (2000). Stability of multiclass queueing networks under priority service disciplines. *Operations Research*, **48**, 26-37.
- [8] Cohen J.E. and F.P. Kelly. (1990). A paradox of congestion in a queueing network. *Journal of Applied Probability*, **27**, 730-734.
- [9] Dai, J.G. (1995). On positive Harris recurrence of multiclass queueing networks: a unified approach via fluid models. *Annals of Applied Probability*, **5**, 49-77.
- [10] Dai, J.G. (1996). A fluid-limit model criterion for instability of multiclass queueing networks. *Annals of Applied Probability*, **6**, 751-757.
- [11] Dai, J.G. and Meyn, S.P. (1995). Stability and Convergence of moments for multiclass queueing networks via fluid models. *IEEE Transactions on Automatic Control*, **40**, 1899-1904.
- [12] Dai, J. G. and J. H. Vande Vate. (1996). Global Stability of Two-Station Queueing Networks. *Proceedings of Workshop on Stochastic Networks: Stability and Rare Events*, Editors: Paul Glasserman, Karl Sigman and David Yao, pp. 1-26, Springer-Verlag, Columbia University, New York.
- [13] Dumas, V. (1997). A multiclass network with non-linear, non-convex, non-monotonic stability conditions. *Queueing Systems: Theory and Applications*, **25**, 1-43.
- [14] Humes, C. (1994). A regulator stabilization technique: KumarSeidman revisited. *IEEE Transactions on Automatic Control*, **39**, 1911-196.
- [15] Kumar, P.R. and T.I. Seidman. (1990). Dynamic instabilities and stabilization methods in distributed real-time scheduling of manufacturing systems. *IEEE Transactions on Automatic Control*, **35**, 289-298.

- [16] Lu, S.H. and P.R. Kumar. (1991). Distributed scheduling based on due dates and buffer priorities. *IEEE Transactions on Automatic Control*, **36**, 1406-1416.
- [17] Meyn, S. (1995). Transience of multiclass queueing networks via fluid limit models. *Annals of Applied Probability*, **5**, 946-957.
- [18] Puhalskii, A. and Rybko, A.N. (2000). Non-ergodicity of queueing networks under non-stability of their fluid models. *Problems of information transmission*, **36**, No. 1, 26-48.
- [19] Rybko, A.N. and Stolyar, A.L. (1992). Ergodicity of stochastic processes describing the operations of open queueing networks. *Problemy Peredachi Informatsii*, **28**, 2-26.
- [20] Stolyar, A.L. (1995). On the stability of multiclass queueing network: a relaxed sufficient condition via limiting fluid processes. *Markov Process and Related Fields*, **1**, No. 4, 491-512.