

MULTI BLACK HOLES AND EARTHQUAKES ON RIEMANN SURFACES WITH BOUNDARIES

FRANCESCO BONSANTE, KIRILL KRASNOV, AND JEAN-MARC SCHLENKER

ABSTRACT. We prove an “Earthquake Theorem” for hyperbolic metrics with geodesic boundary on a compact surfaces S with boundary: the action of earthquakes on the enhanced Teichmüller space of S is simply transitive. The proof rests on the geometry of “multi-black holes”, which are 3-dimensional anti-de Sitter manifolds, topologically the product of a surface with boundary by an interval.

1. INTRODUCTIONS

Since this paper is intended for both a mathematics and a physics audience, we provide first a physics-oriented introduction and then a maths-oriented one. Mathematically inclined readers are invited to read the maths introduction first.

Physics Introduction. The discovery [3, 4] that black holes (BH’s) exist in 2+1 spacetime dimensions came as a surprise since 2+1 gravity was for a long time considered void of any interesting physics. 2+1 dimensional black holes turn out to exist only when the cosmological constant is negative. The corresponding spacetimes are asymptotically AdS, and it is a very special structure of the conformal infinity of the AdS spacetimes that makes regions causally disconnected from the infinity (BH’s) possible. In [3, 4] only a simplest BH with two asymptotic regions was shown to exist and its geometry studied. The works [1] and [12] showed that much more topologically non-trivial BH’s with multiple asymptotic regions and non-trivial topology behind the horizon are possible. We shall refer to these more general black hole spacetimes as multi black holes (MBH’s). They are the main theme of this paper.

We define a MBH spacetime M to be the maximal causal extension of a globally hyperbolic spacetime containing a complete non-compact spacelike Cauchy surface Σ . The causal extension part of the definition is necessary - as we shall see the MBH spacetimes are typically not globally hyperbolic. Thus, by definition, for MBH spacetimes the spatial (Cauchy) surfaces Σ are non-compact. The case of AdS spacetimes with compact spatial sections was studied by Mess. In particular, the results of Mess exhibited a beautiful relation between the geometry of spacetimes modelled on AdS and Thurston’s theory of earthquakes. One of our aims in this paper is to extend Mess’ results to the setting of AdS spacetimes with non-compact spatial sections Σ .

With M being the maximal causal extension of a globally hyperbolic spacetime, the topology of M is that of its Cauchy surfaces Σ times an interval. Thus, $\pi_1(M) = \pi_1(\Sigma)$ and each M gives rise to a representation of $\pi_1(\Sigma)$ into the identity component of the group of isometries of AdS_3 which is $PSL(2, \mathbb{R}) \times PSL(2, \mathbb{R})$. This representation is faithful (i.e. injective) and discrete (see below for a further discussion of this point), and thus gives rise to two representations h_L, h_R of the surface group $\pi_1(\Sigma)$ into $PSL(2, \mathbb{R})$. Notice that in this “physics introduction” we will somewhat abuse notations and denote by h_L and h_R both those representations and the corresponding hyperbolic metrics.

Following Mess, we will be considering two special surfaces in M – the upper and lower boundary of what can be called the “convex core” of M . This is defined by considering the convex hull \mathcal{K} of a certain subset of the fixed points of the elements from (h_L, h_R) , see Section 2 for more details. The convex core of M is then the quotient $\mathcal{K}/h(\pi_1(\Sigma))$. It naturally has two boundary components, which are both bent hyperbolic surfaces. Let us consider one of these boundaries, e.g. the upper one. For the case of MBH’s this surface is of genus g

with n boundary components. We will often use the physics terminology and put the boundary components in one-to-one correspondence with the so-called *asymptotic regions* of the MBH. This terminology will become more clear when we describe the causal structure of a MBH spacetime. For the case considered in this paper $n \geq 1$ by definition; the case $n = 0$ (no asymptotic regions and thus no BH) is that studied by Mess, and is to be reviewed below.

Let us introduce some further convenient terminology. We shall call a MBH spacetime M *non-extremal* if the neighbourhoods of all the n marked points on say the upper boundary of the convex core look like neighbourhoods of boundary components. If some of the marked points on are cusps we shall call such MBH's *extremal* in the corresponding asymptotic region(s). The case of a MBH spacetime extremal in all asymptotic regions (i.e. when all marked points are cusps) is special in that it falls in the class of spacetimes described by Mess. Thus, the main novelty of the present paper is that we consider the case $n \geq 1$ and at least one of the marked points is a boundary.

As we have already discussed above, each MBH spacetime M gives rise to two representations h_L, h_R of $\pi_1(\Sigma)$ into $PSL(2, \mathbb{R})$. In turn, a MBH spacetime can be completely characterized by its representations h_L, h_R . However, this characterization is not very explicit as it is extremely hard to compute the “parameters” of the BH spacetime. Examples of such parameters are given by the BH horizon “sizes” and the horizon “angular velocities” – we will say more about what these are below.

A simpler subset of MBH spacetimes which is much better understood is that of “non-rotating” ones. In fact, these are exactly the spacetimes studied in the original works [1, 12]. These spacetimes possess a plane of time symmetry. Correspondingly, the discrete groups h_L, h_R are not the most general: we have $h_L = h_R$ for such spacetimes. Thus, these non-rotating MBH's are completely characterized by either the Fuchsian Schottky group $h := h_L = h_R$ or, equivalently, by the hyperbolic geometry of their time symmetry slice Σ . Indeed, it is not hard to see that $\Sigma = \mathbb{H}^2/h$. Thus, the holonomy group of the time-symmetry slice is h . It is not hard to show (see more on this below) that the convex core of the plane of time symmetry Σ is exactly the intersection of “black hole” region (i.e. the region that is causally disconnected from infinity) with the plane of time symmetry. The lengths of the boundary geodesics on the core of Σ are then precisely the horizon lengths. Thus, the non-rotating MBH's are classified by their Fuchsian groups h , and their parameters (i.e. horizon length) can be easily recovered from the traces of the elements of h that project to the boundary geodesics.

For the rotating MBH's it turned out to be much harder to produce such an explicit description. The works [2] and [11] have studied some simple examples of rotating MBH's, but no complete classification was achieved. The main aim of the present paper from physics perspective is to fill this gap. Thus, we give a complete classification of the general MBH spacetimes, including the rotating ones. To describe such MBH spacetimes we use certain data on one of the boundaries (say, upper) of the convex core. Our main result is that a general MBH is completely characterized by a pair (conformal structure, measured geodesic lamination) on a surface with geodesic boundary. This surface is then realized in M as the, say, the upper boundary of the convex core of M . The measured geodesic lamination is required to satisfy some additional properties to be spelled out below. This classification is efficient and explicit in the sense that the parameters of the black hole (horizon size, angular velocity of the rotation) are determined from the data (conformal structure, measured lamination) by simple explicit formulas. The discrete groups h_L, h_R turn out to be related to the above data by Thurston's earthquakes, to be described below.

Earthquakes. Earthquakes were introduced by Thurston in the end of 70's, and are related to Fenchel–Nielsen parameterization of the Teichmüller space. Let us remind the reader of the main idea. The simplest earthquake is that on a single closed geodesic. Consider a (compact) surface Σ and a simple closed geodesic \mathcal{C} on Σ , see Figure 1 (a). The idea is to cut the surface along \mathcal{C} , Figure 1 (b). Rotate one side of the cut with respect to the other by some amount, and then glue the sides back, Figure 1 (c). One obtains a surface Σ' with a new conformal structure. The earthquakes can be of two types: left and right, depending on the direction of the shift of the sides of the cut with respect to each other.

The earthquake described can also be realized on the universal cover of Σ . Indeed, let $\Gamma = h(\pi_1(\Sigma))$ be the holonomy group of Σ so that $\Sigma = \mathbb{H}^2/\Gamma$. The earthquake on \mathbb{H}^2 is then realized by sliding two sides of the

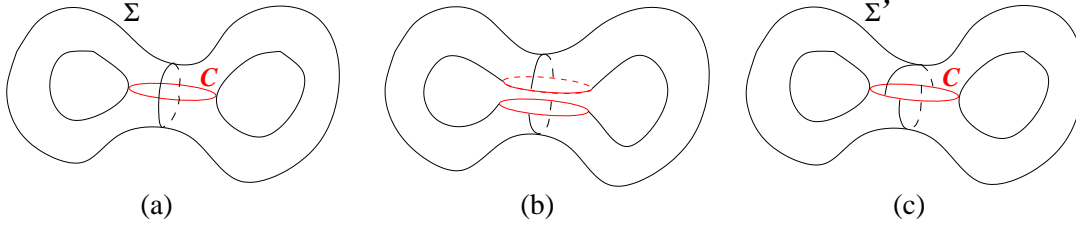


FIGURE 1. An earthquake on a simple closed geodesic is shown. A new surface structure is obtained by shifting two sides of a geodesic \mathcal{C} along each other by an amount specified.

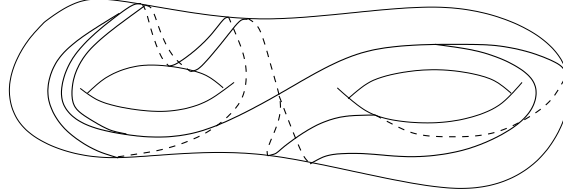


FIGURE 2. An example of a geodesic lamination on a closed surface.

cut with respect to each other for each copy of the geodesic \mathcal{C} on \mathbb{H}^2 . This gives a map $\mathcal{E} : \mathbb{H}^2 \rightarrow \mathbb{H}^2$. There exists then a group Γ' such that \mathcal{E} is a (Γ, Γ') -equivariant map. The group Γ' is the holonomy group of the new surface Σ' .

The earthquake described can be done simultaneously on several closed geodesics. Yet the most general earthquakes need the notion of measured geodesic laminations.

Measured geodesic laminations. We first need the notion of a geodesic lamination. Let us start with a closed surface Σ . A geodesic lamination on Σ is a closed subset $\mathcal{L} \subset \Sigma$ foliated by geodesics. These can be either simple closed geodesics, as in the example of an earthquake considered above, or geodesics of a much more complicated structure with e.g. sliding between the leaves of the lamination, see Fig. 2.

A measured geodesic lamination is a geodesic lamination which is, in addition, equipped with a transverse measure for every arc transverse to the lamination. This measure is invariant by sliding along the leaves. For a lamination made from simple closed geodesics this measure is “atomic”, i.e. there is a real number for each geodesic. For more complicated laminations one allows a more general measure the only condition being that the “weight” of any transverse arc is finite.

Measured geodesic laminations: surfaces with boundaries. Let us now consider the case of surfaces Σ that have boundary components.¹ A measured geodesic lamination on such surfaces is once again a measured collection of geodesics. The new phenomenon that can happen when there is a boundary is that a geodesic can spiral onto the boundary component, see Fig. 3. Thus, the lamination will typically contain one or more leaves that spirals onto each boundary (one and the same leaf can start as a spiral on one boundary components and end as a spiral on another). There may also be other leaves that do not approach the boundaries, as in the closed surface case considered before. The main new feature as compared to the closed surface case is that the measure of arcs ending at the boundary is allowed to be infinite. Thus, a single atomic weight geodesic spiralling onto one of the boundary components is an allowed lamination.

Multi Black Holes. The main physical idea of our description of the MBH spacetimes is to use a surface Σ with (geodesic) boundary such that its hyperbolic geometry together with a measured geodesic lamination on Σ codes the sizes and angular velocities of all the black holes. The horizon sizes are simply the length of the

¹From now on we use the symbol Σ to denote a finite area (hyperbolic) surface – not the non-compact Cauchy surfaces of M

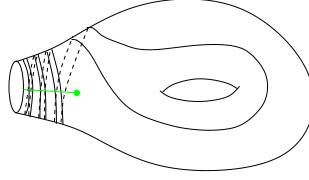


FIGURE 3. An example of a geodesic lamination on a surface with a geodesic boundary. The geodesics forming the lamination can spiral onto the boundary. The total weight of an arc ending at the boundary (as shown in green here) is allowed to be infinite.

boundary geodesics on Σ . This part of the story is exactly as what happens in the non-rotating case, when the measured lamination part of the data is absent. The idea is that turning on this part of the data is the same as turning on the angular momentum of the BH – making it rotate. The rotation parameters – i.e. the angular velocities of the BH horizons – can be easily read off from the measured lamination. Thus, the angular velocity of a particular horizon is essentially given by the measure on the geodesic that spirals onto the corresponding boundary component of Σ , see formula (1) below and the discussion that follows. This explains how the BH parameters can be determined once the data (conformal structure, measured geodesic lamination) are given. Note that this is not the definition of the BH parameters. We will later show how to realize the data (conformal structure, measured geodesic lamination) on a particular surface (one of the boundaries of the convex core of M) in the MBH spacetime. We will then prove that these data are in the described relation to the BH parameters.

Relation to the holonomy groups: earthquake theorem. Let us now explain the relation of this set of data with the two holonomy groups h_L, h_R . It is given by the earthquakes described above. Let us first consider the closed surface case. Given a pair (conformal structure, measured geodesic lamination) one can produce two representations h_L, h_R as the holonomy representations of the surfaces obtained from Σ by the left and the right earthquakes.

In turn, given a pair h_L, h_R one can always produce from them a *unique* surface Σ with the holonomy group Γ and a measured geodesic lamination λ on Σ such that the groups h_L, h_R are obtained from Γ, λ by the left and the right earthquakes. This is the context of a rather non-trivial *earthquake theorem*, which will be described in more details and commented upon in the main text. An equivalent statement of the earthquake theorem is that given a pair h_L, h_R there is a unique measured geodesic lamination λ_L on the surface Σ_L such that the right earthquake on λ_L produces h_R . Given this statement, one can easily prove the previous statement by noticing that given h_L, h_R the surface Σ with the holonomy group Γ is obtained from Σ_L with h_L by doing the *half* of the right earthquake along λ_L . The image of the leaves of the lamination λ_L under this earthquake gives exactly the leaves of λ , and the measure of λ is exactly half the measure on λ_L . This is how the earthquake theorem establishes a correspondence between pairs Γ, λ and h_L, h_R . Mess' contribution to this story was that he realized that the data Γ, λ that correspond, in view of this theorem, to any globally hyperbolic AdS spacetime have a geometric interpretation. Thus, as will be described in more details in the main text, the data Γ, λ is exactly the conformal structure and the bending lamination of either of the two components of the boundary of the convex core of M . In this paper we generalize this story to the case of earthquakes on open surfaces and find the corresponding 3D interpretation in terms of MBH spacetimes.

Earthquake theorem: open surfaces. The case of an open Σ is similar, but with important subtle differences. One can similarly define the left and right earthquakes on a measured geodesic lamination. Thus, given a pair Γ, λ one can get two new holonomy groups h_L, h_R by doing the left and right earthquakes on λ . However, it is no longer true for an open surface that there is a unique (say right) earthquake connecting h_L, h_R . Thus, the earthquake theorem should be modified in an important way to be applicable to open surfaces. It turns out that the number of ways to get h_R from h_L by right earthquakes is 2 to the number of boundary components of Σ . We prove this generalization of the earthquake theorem in the main text.

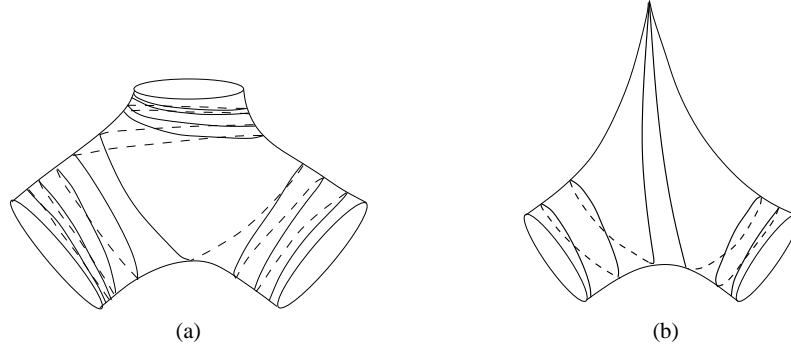


FIGURE 4. A boundary component can degenerate into a puncture as a result of an earthquake. Figure (a) shows the surface before and (b) after an earthquake.

The main idea of why such a generalization is necessary when Σ has boundary components is as follows. Consider the right earthquake on some measured geodesic lamination λ_L on Σ_L . Start increasing the transverse measure on the leaf that spirals to one of the boundary components. It turns out, that when the weight is equal to the length of the corresponding boundary geodesic, the conformal structure that results from this earthquake is that of a puncture, see Fig. 4.

If one continues to increase the weight the corresponding boundary component on the surface Σ_R opens up again. Thus, one can get to a given h_R in two ways – by doing a “not too strong” earthquake, and by doing a “super strong” earthquake. In the first of these two cases the resulting lamination on Σ_R spirals in the same direction as λ_L on Σ_L . However, in the second case of a super strong earthquake the image λ_R of the lamination λ_L spirals in the opposite direction. To summarize, in order to keep the uniqueness property, one has to keep track of the direction of spiralling of the geodesics onto the boundary. There is thus a unique right earthquake from two points in the so-called extended (or enhanced) Teichmüller space, which is the Teichmüller space enriched by a choice of orientation at each boundary component.

Alternatively, there is a unique earthquake from h_L to h_R provided the measure on λ_L is restricted as to avoid the phenomenon described above. With this restriction in place, there is then a correspondence between the data Γ, λ and h_L, h_R on an open surface, given by the earthquake theorem for surfaces with boundary components. Comfortingly, the restriction that is required by the earthquake theorem on λ is exactly the same restriction that comes from physics. Namely, the angular velocity of a horizon must be smaller or equal to that horizon size in order to avoid the so-called naked singularities. All in all, the description in terms of data Γ, λ exactly corresponds to one’s intuition as to what a description of a rotating BH should be. Moreover, it turns out to be rather trivial to extract the BH physical parameters, namely the horizon length and the angular velocity of the horizon, from the data Γ, λ . Thus, it is easy to see that the horizon length is exactly the length of the corresponding boundary geodesic. Then, the formulas (3) imply that the traces of the elements $h_L(\gamma), h_R(\gamma)$ where γ is the boundary geodesic are given by:

$$(1) \quad \frac{1}{2} \text{Tr}(h_L) = \cosh(a + m), \quad \frac{1}{2} \text{Tr}(h_R) = \cosh(a - m),$$

where a is (half) the length of the boundary geodesic and m is the mass of the corresponding boundary component. Comparing these formulas with the formula for the angular velocity of the horizon obtained in [20], formula (3.14) of this reference, one immediately identifies the ratio m/a with the horizon angular velocity Ω . This is why the above description of the MBHs in terms of measured geodesic laminations is both appropriate and relevant. We also generalize to the case of MBH’s the identification of the data Σ, λ with the conformal structure and the bending lamination on (either of the two) boundaries of the convex core of a MBH spacetime M .

Mathematical introduction. Having informally described the results of this paper, we would now like to switch to a more formal, mathematics reader oriented discussion.

The Earthquake theorem. Let Σ be a closed surface, with a hyperbolic metric g , let c be a simple closed geodesic on (Σ, g) , and let l be a positive real number. The image of g by the *right earthquake* of angle θ along c is the hyperbolic metric obtained by cutting Σ along c and gluing back after rotating the “right” side of c by l . This defines a map from the Teichmüller space \mathcal{T}_Σ of Σ to itself.

Suppose now that λ is a measured geodesic lamination on (Σ, h) which is *rational*, i.e., its support is a disjoint union of closed curves c_1, \dots, c_n . The transverse measure is then described by a set of positive numbers l_1, \dots, l_n associated to the c_i . The image of g by the right earthquake along λ is obtained as above, by doing a “fractional Dehn twist” along each of the c_i , with a length parameter given by the l_i . Again this defines a map from \mathcal{T}_Σ to itself.

Thurston [23, 24] discovered that this definition can be extended by continuity to all measured geodesic laminations on (Σ, g) . In other terms, it makes sense to talk about the right earthquake along any measured geodesic lamination on (Σ, g) . This defines a map:

$$E_r : \mathcal{ML}_\Sigma \times \mathcal{T}_\Sigma \rightarrow \mathcal{T}_\Sigma ,$$

where \mathcal{ML}_Σ is the space of measured laminations on Σ . Thurston also discovered a striking feature of this Earthquake map.

Theorem 1.1 (Thurston [24, 19]). *The action of \mathcal{ML}_Σ on \mathcal{T}_Σ by right earthquakes is simply transitive.*

Earthquakes on surfaces with boundary. Let now Σ be a compact orientable surface of genus g with n boundary components. We will assume Σ to have negative Euler characteristic

$$\chi(\Sigma) = 2 - 2g - n < 0 .$$

Let $\mathcal{T}_{g,n}$ be the Teichmüller space of hyperbolic metrics on Σ with geodesic boundary (such that each geodesic boundary component is a closed curve), considered up to isotopy. $\mathcal{T}_{g,n}$ is a contractible manifold of dimension $6g - 6 + 3n$.

We also consider the space $\mathcal{ML}_{g,n}$ of measured laminations on the *interior* of Σ , see e.g. [15]. Note that the transverse weight on those lamination is required to be finite on any close transverse segment in the interior of Σ , but the weight might be infinite on segments with an endpoint on the boundary of Σ . Given a measured lamination $\lambda \in \mathcal{ML}_{g,n}$ and a hyperbolic metric $h \in \mathcal{T}_{g,n}$, there is a unique way to realize λ as a measured *geodesic* lamination on (Σ, h) .

The main result presented here is the following.

Theorem 1.2. *Given $h_1, h_2 \in \mathcal{T}_{g,n}$, there are exactly 2^n measured laminations $\lambda_1, \dots, \lambda_{2^n}$ on the interior of Σ such that the right earthquake along the λ_i sends h_1 to h_2 .*

This result extends to the hyperbolic metrics with some geodesic boundary components and some cusps, however the number of possible measured laminations is lower when one of the boundary component corresponds to a cusp for either h_1 or h_2 .

The enhanced Teichmüller space. The fact that the number of right earthquakes sending a given hyperbolic metric to another one is 2^n rather than one can appear distressing at first sight. There is a simple geometric formalism, however, under which this disagreement disappears. It is based on a definition due to V. Fock [16, 17, 18, 9] which appeared naturally in different contexts. The terminology is borrowed from Bonahon and Liu [9].

Definition 1.3. *The enhanced Teichmüller space of Σ , $\hat{\mathcal{T}}_{g,n}$, is the space of $n+1$ -uples $(h, \epsilon_1, \dots, \epsilon_n)$, where h is a hyperbolic metric with geodesic boundary on Σ and, for each $k \in \{1, \dots, n\}$, ϵ_k is:*

- 0 if the corresponding boundary component of Σ corresponds to a cusp of h ,
- either + or − if the corresponding boundary component of Σ corresponds to a geodesic boundary component of h .

It is in particular proved in these two references that, given a compact surface with boundary S , the space of MBHs which are topologically the product of S by an interval is parametrized by the product of two copies of the Teichmüller space of hyperbolic metrics with geodesic boundary on S .

The geometry of multi-black holes and the idea of the proof. Let M be an MBH, with fundamental group $\pi_1(\Sigma)$. We define in section 2 the “limit set” of $\pi_1(\Sigma)$ – in the boundary at infinity of the AdS space – which is a Cantor set, called Λ here. There are many ways to complement this limit set to obtain a closed connected curve, which is space-like for the conformal Lorentz structure on $\partial_\infty \text{AdS}_3$. Among those which are invariant under the action of the fundamental group, there are exactly 2^n ways which are “maximal”, for which each “hole” in the limit set is filled by the union of two light-like segments, which can be either a \vee or a \wedge .

Given a closed curve Λ' obtained in this way by complementing Λ “maximally”, one can take its convex hull $CH(\Lambda')$ in AdS_3 , and then the quotient by the fundamental group $\pi_1(\Sigma)$ of M . This yields a subset of M whose closure contains the quotient of Λ' by $\pi_1(\Sigma)$, and which is “minimal” under this condition. Its boundary has two connected components, each of which is space-like, has a hyperbolic induced metric and is “pleated” along a measured lamination. However the boundary components of the induced metrics can be either geodesic curves or complete ends, depending on whether one has chosen a \vee or a \wedge and on whether one considers the lower or the upper boundary component of $CH(\Lambda')/\pi_1(\Sigma)$; more precisely, a cusp occurs in the future boundary of $CH(\Lambda)$ exactly when the corresponding extremal curve is a “ Λ ” and the lengths of the corresponding boundary curves in the left and right hyperbolic metrics are the same. Moreover the convex pleated surfaces (invariant under the action of $\pi_1(\Sigma)$) for which the induced metric has geodesic boundary are all obtained in this manner.

The construction of Mess described above for GHMC AdS manifolds can now be used in this setting, with the convex core of GHMC AdS manifolds replaced by those sets of the form $CH(\Lambda')/\pi_1(\Sigma)$ in MBHs, this leads to the proof of Theorem 1.2.

A description in terms of measured laminations. A by-product of the arguments used for the proof of Theorem 1.2 is another description of the space of MBHs of given topology, based on pleated surfaces or, in other terms, on hyperbolic metrics and measured laminations on compact surfaces with boundary. This is explained in more details in the physics introduction above.

Acknowledgement. We would like to thank Thierry Barbot and Francis Bonahon for some useful conversations and comments.

2. THE SPACE OF MULTI BLACK HOLES

The Teichmüller space $\mathcal{T}_{g,n}$. A hyperbolic metric η on Σ is said to be *admissible* if:

- (1) It has finite area.
- (2) Its completion has geodesic boundary.
- (3) Each geodesic boundary component is a closed curve.

We denote by Σ_η the hyperbolic surface (Σ, η) , and by $\overline{\Sigma}_\eta$ the completion of Σ_η . Notice that the topological type of $\overline{\Sigma}_\eta$ depends on η . Thus, a neighbourhood of a puncture can look like either a cusp or a neighborhood of a boundary component.

The Teichmüller space $\mathcal{T}_{g,n}$ for Σ is the space of admissible hyperbolic metrics up to the action of diffeomorphisms isotopic to the identity. For $\chi(\Sigma) < 0$ this space is non-empty.

Given an admissible metric on Σ , its holonomy is a faithful (i.e. injective) and discrete representation

$$h : \pi_1(\Sigma) \rightarrow PSL(2, \mathbb{R}).$$

The surface $\overline{\Sigma}$ is the convex core \mathcal{K} of the quotient of the complement of the set of all fixed points on \mathbb{H}^2 (hyperbolic plane) by the action of $\Gamma := h(\pi_1(\Sigma))$. One can easily check that the following statement holds

For each $\gamma \in \pi_1(\Sigma)$ parallel to a puncture, either $h(\gamma)$ is parabolic or its axis is a boundary curve of \mathcal{K} . ()*

A faithful and discrete representation $h : \pi_1(\Sigma) \rightarrow PSL(2, \mathbb{R})$ satisfying (*), is called *admissible*. Thus, the holonomy of an admissible metric is an admissible representation. Conversely, the quotient of the convex core of an admissible representation is a finite area hyperbolic surface homeomorphic to Σ . Thus, the space $\mathcal{T}_{g,n}$ can be identified with the space of admissible representations of $\pi_1(S)$ into $PSL(2, \mathbb{R})$, up to conjugacy.

Since the fundamental group of Σ is a free group on $2g + n - 1$ generators it follows that the space of representations of $\pi_1(\Sigma)$ into $PSL(2, \mathbb{R})$ is $PSL(2, \mathbb{R})^{2g+n-1}$. Taking into account the fact that conjugate representations lead to the same metrics we see that $\dim \mathcal{T}_{g,n} = 6g - 6 + 3n$. The Teichmüller space $\mathcal{T}_{g,n}$ is a closed subset of this space with interior corresponding exactly to the metrics without cusps. The boundary of $\mathcal{T}_{g,n}$ corresponds to structures with some cusps.

The AdS space and its conformal boundary. The anti-de Sitter space, AdS_3 , can be defined as a quadric in the four-dimensional flat space of signature $(2, 2)$, with the induced metric:

$$AdS_3 := \{x \in \mathbb{R}_2^4 \mid \langle x, x \rangle = -1\}.$$

It has a projective model as the interior of a quadric of signature $(1, 1)$ in the projective space \mathbb{RP}^3 (see e.g. [22]). Its isometry group is therefore $O(2, 2)$. An important point is that the identity component of $O(2, 2)$, denoted by $SO_0(2, 2)$ here, is isomorphic to $PSL(2, \mathbb{R}) \times PSL(2, \mathbb{R})$.

The space AdS_3 is a Lorentzian space of constant curvature -1 , but it is not simply connected; its fundamental group is isomorphic to \mathbb{Z} . Its space-like totally geodesic planes are isometric to the hyperbolic plane H^2 , while its time-like geodesics are closed curves of length equal to 2π . It has a boundary at infinity, $\partial_\infty AdS_3$, which can be defined for instance using the projective model in \mathbb{RP}^3 alluded to above. This boundary has a conformal structure which is also Lorentz, it is the conformal structure of the second fundamental form of the boundary when considered as a quadric in \mathbb{RP}^3 . The light-like lines of this conformal metric are closed curves, so $\partial_\infty AdS_3$ appears as a product $\mathbb{P}^1 \times \mathbb{P}^1$, with each factor parameterizing the lightlike curves in one of the two possible families. Moreover, the identity component of the isometry group of AdS_3 , when considered as $PSL(2, \mathbb{R}) \times PSL(2, \mathbb{R})$, acts very simply on $\partial_\infty AdS_3$, with each factor acting projectively on one of the \mathbb{P}^1 factors. More details on this can be found in [21].

The AdS space as $PSL(2, \mathbb{R})$. There is another important way to describe the AdS_3 space: as the Lie group $PSL(2, \mathbb{R})$, with its invariant metric (which at the identity is its Killing metric). We do not prove the existence of this invariant Lorentz metric here, however it follows directly from its invariance that there is a natural action of $PSL(2, \mathbb{R}) \times PSL(2, \mathbb{R})$ on AdS_3 by isometries, defined as:

$$(h, h') \cdot g = hgh'^{-1}.$$

This defines a map $PSL(2, \mathbb{R}) \times PSL(2, \mathbb{R}) \rightarrow \text{Isom}(AdS_3)$, and its image is the identity component in the isometry group of AdS_3 . So any isometry in $SO_0(2, 2)$ can be identified with a couple of elements of $PSL(2, \mathbb{R})$, and this identification corresponds to the left and right components of the isometries of AdS_3 described above.

The action of $\pi_1(\Sigma)$ on $\mathbb{P}^1 \times \mathbb{P}^1$. Given two elements $\eta_L, \eta_R \in \mathcal{T}_{g,n}$ with corresponding holonomies $h_L, h_R : \pi_1(\Sigma) \rightarrow PSL(2, \mathbb{R})$, let us consider the action of the product representation

$$h = (h_L, h_R) : \pi_1(\Sigma) \rightarrow PSL(2, \mathbb{R}) \times PSL(2, \mathbb{R}).$$

on $\mathbb{P}^1 \times \mathbb{P}^1$. Since neither h_L nor h_R fixes a point in \mathbb{P}^1 , $\pi_1(\Sigma)$ fixes no point on $\mathbb{P}^1 \times \mathbb{P}^1$.

Given $\gamma \in \Gamma$ denote by $x_L^\pm(\gamma)$ (resp. $x_R^\pm(\gamma)$) the attractive and repulsive fixed points of $h_L(\gamma)$ (resp. $h_R(\gamma)$). If $h_L(\gamma)$ is parabolic, then $x_L^+(\gamma) = x_L^-(\gamma)$ is the unique fixed point of $h_L(\gamma)$. Let us introduce the following notations for the fixed points of $h(\gamma)$:

$$\begin{aligned} p_{++}(\gamma) &= (x_L^+(\gamma), x_R^+(\gamma)), & p_{+-}(\gamma) &= (x_L^+(\gamma), x_R^-(\gamma)), \\ p_{-+}(\gamma) &= (x_L^-(\gamma), x_R^+(\gamma)), & p_{--}(\gamma) &= (x_L^-(\gamma), x_R^-(\gamma)). \end{aligned}$$

For every $\alpha, \gamma \in \pi_1(S)$ the following identities hold

$$\begin{aligned} p_{++}(\gamma^{-1}) &= p_{--}(\gamma), & p_{+-}(\gamma^{-1}) &= p_{-+}(\gamma), \\ p_{\pm\pm}(\alpha\gamma\alpha^{-1}) &= h(\alpha)p_{\pm\pm}(\gamma). \end{aligned}$$

It is also easy to see that for every $p \in \mathbb{P}^1 \times \mathbb{P}^1 \setminus \{p_{-+}(\gamma), p_{+-}(\gamma), p_{--}(\gamma)\}$

$$\lim_{k \rightarrow +\infty} h(\gamma^k)(p) = p_{++}(\gamma).$$

A consequence of the last fact is that any h -invariant closed subset of $\mathbb{P}^1 \times \mathbb{P}^1$ must contain $p_{++}(\gamma)$ for every $\gamma \in \pi_1(\Sigma)$.

Definition 2.1. *We define:*

$$\Lambda = \Lambda(h_L, h_R) = \overline{\{p_{++}(\gamma) | \gamma \in \pi_1(\Sigma)\}}.$$

By the remarks above, Λ is the smallest closed h -invariant subset of $\mathbb{P}^1 \times \mathbb{P}^1$.

We state in the next proposition some basic properties of Λ , we refer to [21, 5, 6] for the proofs.

- Proposition 2.2.** (1) *The projection on the first factor, $\pi_L : \mathbb{P}^1 \times \mathbb{P}^1 \rightarrow \mathbb{P}^1$, sends Λ onto the limit set of h_L .*
 (2) *If both h_L, h_R are complete then Λ is the graph of the homeomorphism of $f : \mathbb{P}^1 \rightarrow \mathbb{P}^1$ conjugating h_L to h_R . Otherwise Λ is a Cantor set.*
 (3) *The metrics h_L and h_R are isotopic if and only if Λ is contained in the boundary of a spacelike plane.*

Let $\Lambda_L, \Lambda_R \subset \mathbb{P}^1$ denote the limit sets of h_L and h_R , respectively.

Corollary 2.3. *Let I be a connected component of $S^1 \setminus \Lambda_L$. Then $\pi_L^{-1}(I)$ does not meet Λ .*

The action of $\pi_1(\Sigma)$ on $\mathbb{P}^1 \times \mathbb{P}^1$ is reminiscent of a quasifuchsian action of $\pi_1(\Sigma)$ on $S^2 = \partial_\infty \mathbb{H}^3$. An important difference with that case is that the action of $\pi_1(\Sigma)$ on $\mathbb{P}^1 \times \mathbb{P}^1 \setminus \Lambda$ is not proper. Indeed $p_{+-}(\gamma)$ is not contained in Λ and is fixed by $h(\gamma)$. We are going to describe a maximal h -invariant domain of $\mathbb{P}^1 \times \mathbb{P}^1$, on which the action is properly discontinuous and causal. This set could be regarded as the analogous of the discontinuity domain.

Given an element $\gamma \in \pi_1(S)$ parallel to a puncture, we may distinguish the following mutually exclusive cases.

- (1) Both $h_L(\gamma)$ and $h_R(\gamma)$ are hyperbolic. Let I_L (resp. I_R) be the closed interval of \mathbb{P}^1 corresponding to the infinite end at γ . The *asymptotic region*² (AR) of γ , say $G(\gamma)$, is $I_L \times I_R$. Notice that $G(\gamma)$ is a rectangle with vertices equal to the fixed points of $h(\gamma)$. Moreover $G(\gamma) \cap \Lambda = \{p_{++}(\gamma), p_{--}(\gamma)\}$.
- (2) $h_L(\gamma)$ is hyperbolic, while $h_R(\gamma)$ is parabolic. In this case the AR of γ is the “segment” $I_L \times \{x_R(\gamma)\}$. Also in this case notice that $G(\gamma)$ meets Λ only at its extremal points.
- (3) Both $h_L(\gamma)$ and $h_R(\gamma)$ are parabolic. In this case $G(\gamma)$ is the unique fixed point of $h(\gamma)$.

In cases (2) and (3) we say that $G(\gamma)$ is a degenerate AR.

A non-degenerate AR has 4 vertices. Vertices on Λ_Γ are called *limit vertices*, whereas the other two vertices are *saddle vertices*. For degenerate AR there are only limit vertices.

By definition, the (boundary at conformal infinity of the) asymptotic region of h is

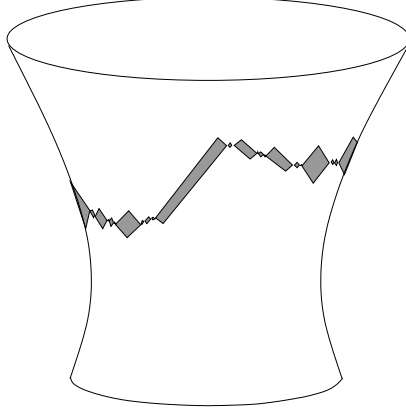
$$\mathcal{G} = \Lambda \cup \bigcup G(\gamma)$$

One may easily check that the following properties are satisfied

- (1) \mathcal{G} is h -invariant and closed.
- (2) Any no-where timelike h -invariant curve is contained in \mathcal{G} .
- (3) AR's are permuted by h . There exist at most n non-degenerate AR up to h .

An easy consequence of (2) is that every h -invariant no-where timelike circle in $\mathbb{P}^1 \times \mathbb{P}^1$ is determined by a finite family of arcs in each AR that connect its limit vertices. The following lemma assures that the converse also holds.

²More precisely, here we talk about the intersection of an asymptotic region of a MBH, to be defined later in this section, with the boundary at infinity.

FIGURE 5. The set \mathcal{G} is homotopically equivalent to S^1 .

Lemma 2.4. *For each AR $G(\gamma)$ choose any no-where timelike arc C_γ connecting $p_{--}(\gamma)$ to $p_{++}(\gamma)$. Moreover suppose that the family $\{C_\gamma\}$ is h -invariant, that is*

$$h(\alpha)(C_\gamma) = C_{\alpha\gamma\alpha^{-1}}$$

Then the set

$$C = \overline{\bigcup C_i}$$

is a no-where timelike h -invariant topological circle.

Proof : Clearly C is h -invariant.

By [5], there exists a spacelike plane, P , disjoint from \mathcal{G} . Fix a timelike geodesic of AdS_3 , say l , orthogonal to P . The boundaries of the planes of AdS_3 containing l produce a foliation $\{l_i\}$ of ∂AdS_3 in *timelike geodesics*. Notice that

- (1) Each l_i intersects ∂P twice.
- (2) The time-orientation of AdS_3 induces a natural orientation to l_i .

Thus the foliation l_i allows to construct a natural projection of $\partial AdS_3 \setminus \partial P$ onto ∂P . Namely for a point x , consider the path starting from x along the leaf through x , then $\pi(x)$ is the first intersection point of such a path with ∂P . Notice that π does not extends continuously on ∂P .

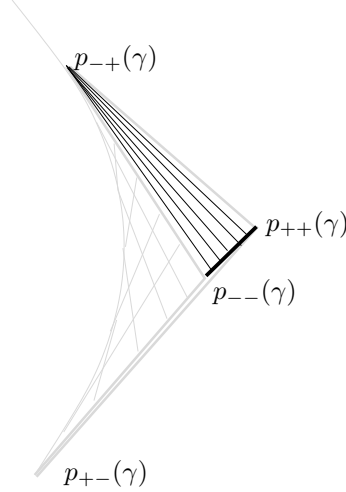
Given $x \in \partial AdS_3$, consider the first intersection point, say $\pi(x)$, of the leaf starting from x with ∂P . The restriction of $\pi| : C \rightarrow \partial P$ is clearly continuous. By [5] it is also injective. To conclude, it is sufficient to show that $\pi(C) = \partial P$ is surjective. Consider a connected component I of $\partial P \setminus \pi(\Lambda)$. It is an interval $(\pi(x), \pi(y))$ with $x, y \in \Lambda$. There exists a rectangle R in $\partial AdS_3 = \mathbb{P}^1 \times \mathbb{P}^1$ with opposite vertices at x, y that is contained in $\pi^{-1}(I)$.

If R is proved to be one of the asymptotic regions then it will follow easily that I is contained in $\pi(C)$.

By the hypothesis on x, y , the limit set Λ intersects R only in its end-points. By looking at the projection on the first and second factor, we have that there exist $\alpha, \beta \in \Gamma$ parallel to a puncture such that $R = I_\alpha \times I_\beta$, where I_α (resp. I_β) is the interval of \mathbb{P}^1 corresponding to the asymptotic end of $h_L(\alpha)$ (resp. $h_R(\beta)$). Since two opposite vertices of R are in Λ , we get that $\alpha = \beta$, that is, $R = G(\alpha)$. ■

Corollary 2.5. *\mathcal{G} is connected and homotopy equivalent to S^1 .*

Among all arcs in $G(\gamma)$ connecting $p_{--}(\gamma)$ to $p_{++}(\gamma)$ there are two *extremal* ones, namely the arcs contained in the boundary of $\mathcal{G}(\gamma)$. We say that a h -invariant no-where timelike curve is *extremal* if its intersection with each AR is such an arc. Notice that there exists exactly 2^k extremal arc, where k is the number of punctures of Σ

FIGURE 6. The asymptotic region of γ in Ω is shown.

corresponding to a geodesic boundaries for both η_L and η_R (that, in turn, is also the number of non-degenerate AR).

Multi Black Holes. By now we have studied the action of h on the boundary of AdS_3 . Let us now consider the action of h on AdS_3 . A first easy remark is that such an action is neither proper nor causal. For instance the lightlike plane P dual to $p_{++}(\gamma)$ is preserved by $h(\gamma)$ and the orbits of $h(\gamma)$ on P are contained in lightlike rays. Moreover notice that if $h_L = h_R$ then id – as an element of AdS_3 , identified with $PSL(2, \mathbb{R})$ as explained above – is a fixed point for h .

In [5, 6] it has been shown that there exists a maximal domain, say $\Omega = \Omega(h_L, h_R)$ of AdS_3 such that the action of h on Ω is free and properly discontinuous and the quotient $\Omega/h(\pi_1(\Sigma))$ is a strongly causal Lorentzian manifold homeomorphic to $\Sigma \times \mathbb{R}$. We will refer to this quotient as a MBH spacetime $M = M(h) = \Omega/h(\pi_1(\Sigma))$.

Let \mathcal{K} be the convex hull of the limit set Λ in AdS_3 . Then Ω can be defined as the set of points whose dual planes are disjoint from \mathcal{K} (see [5, 6] for details).

Let us collect some properties of Ω :

- (1) It is convex and strongly causal.
- (2) The intersection with the boundary at infinity of AdS_3 of the adherence of Ω is the asymptotic region \mathcal{G} of h , as described in the previous subsection.
- (3) It contains the convex core of \mathcal{K} .

Notice that Ω is not globally hyperbolic. Any globally hyperbolic spacetime with holonomy equal to h isometrically embeds to Ω . Thus, Ω can also be described as the union of all h -invariant globally hyperbolic domains. Such domains, in turn, are in one-to-one correspondence with h -invariant no-where timelike closed curves in ∂AdS_3 . Let us note that \mathcal{K} is contained in the convex hull of every such closed curve in ∂AdS_3 .

The universal cover of the “black hole” of Ω (i.e. the domain in Ω that is causally disconnected from the “infinity” \mathcal{G}) is the set $\hat{\Omega}$ of points whose dual plane does not meet \mathcal{G} . It can be regarded as the set of points contained in all h -invariant MGH domains. In particular it contains \mathcal{K} .

Notice that for each $\gamma \in \pi_1(\Sigma)$ corresponding to a non-degenerate AR, the geodesic, say c_γ , joining $p_{--}(\gamma)$ to $p_{++}(\gamma)$ in AdS_3 is contained in the boundary of \mathcal{K} . Such geodesic is contained in the lightlike planes dual to $p_{+-}(\gamma)$ and $p_{-+}(\gamma)$. Consider then the lightlike triangles with base c_γ and vertex respectively in $p_{-+}(\gamma)$ and $p_{+-}(\gamma)$. The union of such triangles disconnects Ω in an “internal” piece, that is $\hat{\Omega}$, and a certain set of regions

that faces the non-degenerate AR's. We call such regions the asymptotic regions of Ω . The asymptotic regions of the MBH spacetime are defined as the corresponding quotients.

Thus the boundary of $\hat{M} = \hat{\Omega}/h$ is formed by k annuli, each of which is the union of two lightlike totally geodesic annuli along a spacelike geodesics.

The set of geodesics $\{c_\gamma\}$ is contained in the boundary of $\partial\mathcal{K}$. They disconnect the boundary in two bent surfaces, the upper and the lower boundary of $\partial\mathcal{K}$. The intrinsic metric on them is hyperbolic, and in fact they are homeomorphic to some straight convex sets of \mathbb{H}^2 . Moreover the bending gives rise to a measured geodesic lamination on each. Clearly $\partial_\pm\mathcal{K}$ are invariant under the action of h , and $\partial_\pm\mathcal{K}/h$ produces an admissible structure.

3. EARTHQUAKES ON $\mathcal{T}_{g,n}$

Measured geodesic laminations on a hyperbolic surface with geodesic boundary. Let us fix an admissible metric $\eta \in \mathcal{T}_{g,n}$ with holonomy $h : \pi_1(\Sigma) \rightarrow PSL(2, \mathbb{R})$.

A measured geodesic lamination on Σ_η is a closed subset L foliated by complete geodesics. A *leaf* of L is a geodesic of the foliation, whereas a *stratum* is either a leaf or a connected component of $\Sigma_\eta \setminus L$.

Since the area of Σ_η is finite, the structure of L can be proved similar to the structure of a geodesic lamination on a closed surface. In particular:

- The Lebesgue measure of L is 0.
- There exists a unique partition of L in complete geodesics (that is, the support L is sufficient to encode the lamination).
- $\Sigma_\eta \setminus L$ contains finitely many connected components. Each of them is isometric to (the interior of) a finite area hyperbolic surface with geodesic boundary.

A leaf of L is a *boundary curve* if it is the boundary of some component of $\Sigma_\eta \setminus L$.

- Boundary curves are finitely many. Moreover they are dense in L .

The following lemma describes the behaviour of a geodesic lamination near a puncture.

Lemma 3.1. *For each boundary component c there exists an ε -neighbourhood U such that every leaf intersecting U must spiral around U . Moreover, leaves in $U \cap L$ are locally isolated.*

The same result holds for cusps, by exchanging ε -neighbourhoods by horoballs: for each cusp c' there exists a neighborhood U bounded by a horocycle C such that every leaf intersecting C does so orthogonally, and leaves in $U \cap C$ are locally isolated.

Proof : We prove the first part of the statement. The case with cusp is completely analogous. On the other hand the proof uses the same arguments as an analogous statement in the closed case [13].

Let $\Sigma_\eta = \mathcal{H}/h$ where h is the holonomy representation of $\pi_1(\Sigma)$ and \mathcal{H} is the convex core of h .

Let \tilde{L} be the pre-image of L on \mathbb{H}^2 , \tilde{c} be a pre-image of c and γ be a generator of the stabilizer of c . If d is the length of c , we may find $\varepsilon > 0$ such that if c' is a geodesic ε -close to \tilde{c} then the length of the projection of \tilde{c}' on c is greater than d . Thus if \tilde{c}' is at positive distance from \tilde{c} then $\gamma\tilde{c}'$ must intersect \tilde{c}' .

Thus leaves of L intersecting U_ε have to spiral around c .

Now let us prove that leaves in $U \cap L$ are locally isolated. By taking a smaller ε , we may suppose that U_ε projects on a regular neighbourhood of c . Take a leaf spiraling around c , say l , and denote by \tilde{l} a lifting of l on \mathbb{H}^2 intersecting U_ε . Suppose that between l and γl there are infinitely many leaves intersecting U_ε . Thus there are infinitely many boundary leaves. On the other hand notice that leaves between l and γl intersecting U_ε are not permuted by $\pi_1(\Sigma)$, so we get a contradiction (in fact there are finitely many boundary leaves in Σ). ■

Transverse measures. The notion of transverse measure can be introduced as in the closed case. We say that an arc in c is transverse to L if it is transverse to leaves of L .

A transverse measure on L is the assignment of a Borel measure μ_c on each transverse arc c such that:

- (1) The support of μ_c is $c \cap L$.

- (2) If $c' \subset c$ then $\mu_{c'} = \mu_c|_{c'}$.
- (3) If two transverse arcs are homotopic through a family of transverse arcs then their total masses are equal.

The simplest example of a geodesic lamination is a simple geodesic u . In such a case a measure μ_c is concentrated on the intersection points of c with u . The mass of each single intersection point is a number independent of c and is, by definition, the weight of u . Thus transverse measures on u are encoded by a positive number.

On closed surfaces, every measured geodesic lamination splits as the disjoint union of sub-laminations

$$L = S \cup L_1 \cup L_2 \cup \dots \cup L_k$$

such that the support of S is a finite union of simple geodesics and each leaf $l \subset L_i$ is dense in L_i .

In the case we are concerned with, things are a bit more complicated, since L is not supposed to be compact. On the other hand we have seen that near a puncture L has a fair behaviour. Notice that a consequence of Lemma 3.1 is that every geodesic in L that enters a cusp or spirals around a geodesic boundary is weighted. Thus it cannot have accumulation points in Σ . It follows that such leaves are properly embedded in Σ . So, if some regular neighbourhoods of the punctures is cut off Σ , such leaf appear as properly embedded compact arcs.

This remark allows to find out a canonical decomposition of a measured geodesic lamination.

Lemma 3.2. *If λ is a measured geodesic lamination on (Σ, μ) , then it splits as the union of sub-laminations*

$$L = B \cup S \cup L_1 \cup L_2 \cup \dots \cup L_k$$

such that B is the union of leaves that do not have compact closure in Σ , S is a union of closed geodesics. L_i is compact and every leaf l of L_i is dense in L_i .

Proof : Define first B as the union of the geodesics in the support of λ that enter any neighbourhood of the boundary. Their behavior near the boundary is described by Lemma 3.1. Let λ' be the measured lamination obtained by removing from λ the measure supported on B .

We now consider the surface (Σ', μ') obtained by gluing two copies of (Σ, μ) along their boundary, by identifying corresponding points of the boundary on the two copies. Since the support of λ' does not enter some neighbourhood of $\partial\Sigma$, λ' lifts to a measured geodesic lamination on (Σ', μ') . Applying the known decomposition result for closed surfaces to λ' on Σ' shows that its support can be written as $S \cup L_1 \cup \dots \cup L_k$, and the result for λ follows. ■

Measured geodesic laminations with compact support are well understood. To get a complete description of a general measured geodesic lamination, we should describe complete embedded geodesics of Σ that escape from compact sets.

We have seen that every leaf l in B produces a properly embedded arc in the complement of some regular neighbourhood of the puncture. Notice that the homotopy class of this arc does not depend on the regular neighbourhood. With a slight abuse of language we say that l represents such a class.

We could expect that l is determined by its homotopy class. This is not completely true. In fact the homotopy class does not “see” in which way l winds around the boundary of Σ_η .

Lemma 3.3. *Suppose that a positive way of spiraling around each boundary component of $\overline{\Sigma}_\eta$ is fixed. Then in each homotopy class of properly embedded arcs joining two puncture of Σ , there exists a unique geodesic representative that spirals in the positive way.*

Proof : Let c_1 and c_2 be two punctures of Σ , and let h be a homotopy class of properly embedded arc joining them. c_1 and c_2 correspond to geodesic boundary components of $\overline{\Sigma}_\eta$, which we still call c_1 and c_2 . Let c'_1 be a lift of c_1 as a connected component of the (geodesic) boundary of the universal cover of $\overline{\Sigma}_\eta$, and similarly let c'_2 be a lift of c_2 as a connected component of $\partial\overline{\Sigma}_\eta$, chosen so that there is a lift h' of h as a path connecting c'_1 to c'_2 .

Any realization of h as a geodesic spiraling around c_1 and c_2 has to lift to the universal cover of $\bar{\Sigma}_\eta$ as a geodesic which is asymptotic to c'_1 and c'_2 . There are four such geodesics, depending on the choice of one of the two ends of c'_1 and one of the two ends of c'_2 . But only one of those choices corresponds to the positive spiraling direction, so there is only one geodesic realization of h' . ■

The mass of boundary component. Given a measured geodesic lamination λ on Σ_η , the *mass* of a puncture with respect to λ is a positive number $m_\lambda(c)$ that measures how much the measured lamination is concentrated in a neighbourhood of c .

We will give the construction of $m_\lambda(c)$, when c corresponds to a geodesic boundary component of $\bar{\Sigma}_\eta$.

Fix a regular neighborhood U_ε of c such that every leaf intersecting U_ε spirals around c . For every $x \in U_\varepsilon$ consider the geodesic loop c_x with vertex at x parallel to c . We claim that the total mass of such a loop does not depend on x .

Let \mathcal{H} be the convex core of the holonomy h of Σ_η . Choose a lifting of c , say $\tilde{c} \subset \partial\mathcal{H}$ and let γ be the generator of the stabilizer of \tilde{c} in $\pi_1(\Sigma)$. If \tilde{x} is a lifting of x then the loop c_x lifts to the segment $[\tilde{x}, h(\gamma)\tilde{x}]$. Since geodesics spiraling around c lift to geodesics asymptotic to \tilde{c} , it follows that c_x intersect every such geodesic once. Since the total mass of c_x depends only on the number of intersection points of c_x with each leaf, it does not depend on x .

The same construction works when c corresponds to a cusp.

Notice that $m_\lambda(c) = 0$ if and only if there exists a neighbourhood of c avoiding L .

When c corresponds to a geodesic boundary, the total mass of c does not give information about the sense of spiraling of leaves around c . If we choose for each boundary component a positive way of spiraling, then we can define a *signed* mass of $\bar{m}(c)$ in the following way:

- $|\bar{m}(c)| = m(c)$;
- $\bar{m}(c) > 0$ if and only if it spirals in the positive way around c .

(the second requirement makes sense because two leaves near c have to spiral in the same way.)

Let us stress that the signed mass of c can be defined only for punctures corresponding to geodesic boundary, and it is well defined up to the choice of a positive way of spiraling.

Geodesic laminations on a pair of pants. Here we give an explicit description of the measured geodesic laminations on a hyperbolic pair of pants in terms of the signed masses. This case is relevant to what in the physics literature is known as the 3 asymptotic region black hole.

Proposition 3.4. *Fix a hyperbolic pair of pants P , and for each boundary component choose a positive way of spiraling. Then the function that associates to every measured geodesic lamination on P the signed masses of the boundary components of P is bijective.*

Proof : Denote by c_1, c_2, c_3 both the punctures of $\Sigma_{0,3}$ and the corresponding boundary curves on P .

Since simple closed curves in $\Sigma_{0,3}$ are boundary parallel, geodesic laminations do not contain a compact part. Moreover notice that there are 6 properly embedded arcs up to homotopy. Each of them is determined by its end-points. There are three arcs connecting different punctures and three arcs connecting the same puncture.

Thus there exist exactly 4 maximal systems of disjoint properly embedded arcs in $\Sigma_{0,3}$. Namely, L_0 is the union of arcs connecting different components whereas L_i (for $i = 1, 2, 3$) is the union of arcs with endpoint at c_i .

Given three positive numbers m_1, m_2, m_3 , an explicit computation shows that only one of L_i can be equipped with a system of weights which give masses equal to m_i . The system of weights is uniquely determined as well.

In particular the measures on L_0 correspond to m_1, m_2, m_3 satisfying triangular inequalities, whereas measures on L_i correspond to the case $m_i \geq m_j + m_k$. ■

Earthquakes on $\mathcal{T}_{g,n}$. Given an admissible hyperbolic metric η on Σ and the left and right earthquakes along a measured geodesic lamination λ can be defined like in the compact case.

When the lamination is locally finite they can be described in a very simple way. The left earthquake along λ is obtained by shearing each component of $\Sigma \setminus \lambda$ to the left of the adjacent component by a factor equal to the mass of the boundary.

For the general case it is convenient to construct an equivariant earthquake on the universal covering.

Let \mathcal{H} be the universal covering of Σ_η , that is identified to the convex core of some admissible representation

$$h : \pi_1(\Sigma) \rightarrow PSL(2, \mathbb{R})$$

and let $\tilde{\lambda}$ be the lifting of λ on \mathcal{H} .

A well-defined procedure allows to associate to $\tilde{\lambda}$ a left-quake cocycle $\beta_l = \beta_l(\lambda)$ that is a map

$$\beta_l : \mathcal{H} \times \mathcal{H} \rightarrow PSL(2, \mathbb{R})$$

satisfying the following properties.

- (1) $\beta_l(x, y) \circ \beta_l(y, z) = \beta_l(x, z)$.
- (2) $\beta_l(h(\gamma)x, h(\gamma)y) = h(\gamma)\beta_l(x, y)h(\gamma)^{-1}$ for every $\gamma \in \pi_1(\Sigma)$
- (3) $\beta_l(x, y)$ is a loxodromic isometry. Its axis separates the strata through x and y . Moreover $\beta_l(x, y)$ moves y to the left as viewed from x .

If finitely many leaves of $\tilde{\lambda}$, say l_1, \dots, l_k , meet the segment $[x, y]$, then we have

$$\beta_l(x, y) = g_1 \circ \dots \circ g_k$$

where g_i is the translation along l_i of length equal to the mass of l_i that moves y on the left as viewed from x .

In the general case $\beta_l(x, y)$ is defined by approximating the lamination “between” x and y by a finite lamination (see [14] for details).

In the same way it is possible to define a right-quake cocycle $\beta_r = \beta_r(\lambda)$ that satisfies the same properties as β_l except that $\beta_r(x, y)$ moves y to the *right* as viewed from x . In what follows for simplicity we will consider mainly left earthquakes. Thus we will often omit the subscript l .

If x_0 is a base point in $\mathcal{H} \setminus \lambda$, the lifted left earthquake along λ is the map

$$\tilde{\mathcal{E}} : \mathcal{H} \rightarrow \mathbb{H}^2$$

defined by $\tilde{\mathcal{E}}(x) = \beta(x_0, x)x$. This map turns to be injective and its image is a straight convex set [7]. If λ is a finite lamination, then $\tilde{\mathcal{E}}$ is defined by implementing the intuitive idea of *shearing* the strata.

Moreover, \mathcal{E} conjugates the representation h in $PSL(2, \mathbb{R})$. More precisely because of properties (1) and (2) the map $\mathcal{E}(h)$ defined by

$$\mathcal{E}(h)(\gamma) = \beta(x_0, h(\gamma)x_0) \circ h(\gamma)$$

is a representation, and the following identity holds

$$\tilde{\mathcal{E}} \circ h(\gamma) = \mathcal{E}(h)(\gamma) \circ \tilde{\mathcal{E}}.$$

Notice that replacing the base point changes $\tilde{\mathcal{E}}$ by post-composition with some element in $PSL(2, \mathbb{R})$, and the representation $\mathcal{E}(h)$ by conjugacy.

Thus the surface obtained by left earthquake along λ is

$$\mathcal{E}_\lambda(\Sigma_\eta) = \mathcal{E}(\mathcal{H})/\mathcal{E}(h).$$

The only point to check is that $\mathcal{E}(\Sigma_\eta) \in \mathcal{T}_{g,n}$. Thus we have to prove that $\mathcal{E}(h)$ is admissible and $\mathcal{E}(\mathcal{H})$ is its convex hull.

In [7] $\mathcal{E}(h)$ is proved to be discrete and faithful. It is not difficult to prove that the map \mathcal{E}_λ preserves the topological intersection between loops (that is, the geometric intersection between two loops in $\mathcal{E}_\lambda(\Sigma_\eta)$ is equal to that of the corresponding loops in Σ). This implies that $\mathcal{E}_\lambda(\Sigma_\eta)$ is homeomorphic to Σ . Finally since it is an isometry on each component of $\Sigma_\eta \setminus L$, the area of $\mathcal{E}_\lambda(\Sigma_\eta \setminus L)$ is finite. To conclude, it is sufficient to show that the Lebesgue measure of the image of L is 0. But the image of the compact part of L is contained in the

convex core of $\mathcal{E}_\lambda(\Sigma_\eta)$, so its measure is 0. Non-compact components of L are sent to geodesics of $\mathcal{E}_\lambda(\Sigma_\eta)$. Since the measure of each of them is 0 and since they are at most numberable many, the measure of the image of the non-compact part of L is 0.

Eventually we get that $\mathcal{E}_\lambda(\Sigma_\eta)$ is a finite area surface whose completion has geodesic boundary. In order to show that $\mathcal{E}_\lambda(\Sigma_\eta)$ coincides with the convex core of $\mathbb{H}^2/\mathcal{E}(h)$ it is sufficient to show that for any point p close to a puncture x there exists a loop centered at p , parallel to the puncture whose length is bounded by some constant M .

Take the geodesic loop γ of Σ_η centered at p and parallel to x . The image of γ via \mathcal{E}_λ is a union of geodesic arcs γ_i whose end-points x_i, y_i lie on $\mathcal{E}_\lambda(L)$. The piece-wise geodesic loop

$$\hat{\gamma} = \gamma_0 * [y_0, x_1] * \gamma_1 * [y_1, x_2] * \dots * \gamma_N$$

is parallel to x . Notice that the sum of the lengths of γ_i is equal to the length of γ , whereas the length of the segment $[y_i, x_{i+1}]$ is equal to the mass of the corresponding leaf. Thus the length of $\hat{\gamma}$ is equal to the sum of the length and the mass of γ .

Notice that \mathcal{E} sends λ to a measured geodesic lamination of $\mathcal{E}_\lambda(\Sigma_\eta)$, say λ' . Denote by \mathcal{E}'_l and \mathcal{E}'_r the left and right earthquakes corresponding to λ' . Then one can easily check that \mathcal{E}'_r is the inverse of \mathcal{E} and the composition $\mathcal{E}'_l \circ \mathcal{E}$ is the left earthquake on Σ_η with shearing lamination equal to 2λ .

Earthquakes on a pair of pants. One could wonder whether earthquakes acts freely and transitively on $\mathcal{T}_{g,n}$ like in the classical case. A classical example due to Thurston shows that this is not the case on a hyperbolic pair of pants. In this section we will focus on that example. Since explicit computations are possible we get a complete picture about earthquakes. In the next sections we will see that the same picture, suitably expanded, holds for general surfaces.

Let Σ be the thrice-punctured sphere and let c_1, c_2, c_3 denote the punctures. It is well known that a hyperbolic metric with geodesic boundary on Σ is determined by three positive numbers a_1, a_2, a_3 corresponding to the lengths of the three boundary components. Moreover when $a_i \rightarrow 0$, the corresponding geodesic boundary degenerates in a cusp. Thus $\mathcal{T}_{0,3}$ is parametrized by a triple of non-negative numbers. Let $P(a_1, a_2, a_3)$ denote the element of $\mathcal{T}_{0,3}$ corresponding to the triple (a_1, a_2, a_3) .

Let us choose an explicit way of spiralling around each boundary curve in the following way. An orientation is induced by P on its boundary. If l spirals around some c_i then an orientation is induced on l by the orientation on c_i (notice that if l spirals around c_i and c_j the orientations induced on l may disagree). Then we say that l spirals in a positive way around c_i if it goes closer and closer to l .

We have seen that each measured geodesic lamination on P is determined by three real numbers (the signed masses). Denote by $\lambda(m_1, m_2, m_3)$ the lamination corresponding to the triple m_1, m_2, m_3 . Then the surface obtained by the left earthquake along $\lambda(m_1, m_2, m_3)$ on $P(a_1, a_2, a_3)$ is

$$P(|a_1 + m_1|, |a_2 + m_2|, |a_3 + m_3|)$$

whereas the surface obtained by a right earthquake is

$$P(|a_1 - m_1|, |a_2 - m_2|, |a_3 - m_3|).$$

Notice that this formulas makes sense also when some $a_i = 0$. In fact in such a case they depend only on $|m_i|$ (we have previously remarked that it is not possible to define a signed mass corresponding to a cusp).

From these formulas it follows that two hyperbolic pairs of pants are related by 8 earthquakes. In fact for each i we can choose in arbitrary way the corresponding sign of m_i .

Let us focus on some points.

- (1) Given two hyperbolic pairs of pants $P_0 = P(a_1, a_2, a_3)$ and $P_1 = P(b_1, b_2, b_3)$ there exists a unique lamination λ such that $\mathcal{E}_\lambda(P_0) = P_1$ and the path $\mathcal{E}_{t\lambda}(P_0)$ is contained in the interior of $\mathcal{T}_{3,0}$, for $t \in [0, 1]$. Namely it is the unique lamination with positive masses.

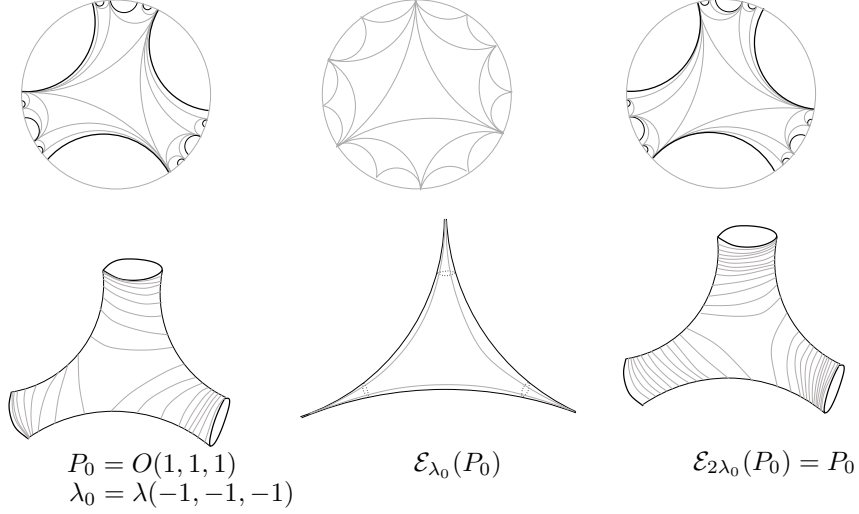


FIGURE 7. The left earthquake along λ_0 transforms P_0 into a complete surface, the left earthquake along $2\lambda_0$ transforms P_0 into itself. However, notice that the sense of spiralling of λ_0 changes.

- (2) Take a measured geodesic lamination $\lambda = \lambda(m_1, m_2, m_3)$ and suppose $m_1 < -a_1$. Consider the earthquake path

$$P_t = \mathcal{E}_{t\lambda}P(a_1, a_2, a_3) \quad \lambda_t = \mathcal{E}_{t\lambda}(\lambda)$$

for $t \in [0, 1]$. It has a critical value at $t_0 = |m_1|/a_1$. Let us give a picture of the behaviour of P_t near t_0 . For $t = t_0 - \varepsilon$ the geodesic boundary c_1 is very small and by consequence there is a “big” regular neighbourhood U (that is the distance of ∂U from c_1 is big). The geodesic lamination spirals in the positive direction, but it looks almost unwind. At time t_0 the geodesic boundary has disappeared and we have a cusp. The geodesic lamination is completely un-winded. As t becomes greater than t_0 , c_1 turns to be a geodesic boundary, but this time the geodesic lamination spirals in the opposite direction.

- (3) Let $\hat{\mathcal{T}}_{3,0}$ be the space of admissible hyperbolic structures on Σ equipped with a positive spiraling orientation on each boundary component, that is, the enhanced Teichmüller space of the thrice-punctured sphere. Notice that this space could be identified with \mathbb{R}^3 . In fact each such surface is determined by three non-negative numbers (the lengths) and a certain number of “signs” corresponding to non-zero numbers. $\mathcal{T}_{3,0}$ could be regarded as the quotient of $\hat{\mathcal{T}}_{3,0}$ by the action of the group $G = (\mathbb{Z}^2)^3$, generated by the symmetries along coordinates planes.
- (4) Take an element $P_0 = P(a_0, a_1, a_2) \in \hat{\mathcal{T}}_{3,0}$ (notice that $a_i \in \mathbb{R}$). Given a measured geodesic lamination λ with signed mass (with respect to the spiraling orientation of P_0) equal to m_1, m_2, m_3 we can notice that the signed masses with respect to the *canonical* spiraling orientation are given by

$$\hat{m}_i = \text{sign}(a_i)m_i.$$

- (5) Suppose all $a_i \neq 0$ (that is P_0 is a pair of pants). Then a spiraling orientation can be pushed forward on the surface $\mathcal{E}_\lambda(P_0)$: namely a curve $c \subset \mathcal{E}_\lambda(P_0)$ spirals in positive direction around c_i iff so does its pre-image in P_0 . Thus earthquakes lift to a map

$$\mathcal{E}_\lambda : \hat{\mathcal{T}}_{3,0} \setminus \{\text{structures with cusp}\} \rightarrow \hat{\mathcal{T}}_{3,0}.$$

If b_1, b_2, b_3 are the real parameters corresponding to $\mathcal{E}_\lambda(P_0)$ we have

$$\begin{aligned} |b_i| &= |a_i| - \hat{m}_i = |a_i - m_i| \\ \text{sign}(b_i) &= \text{sign}(a_i)(|a_i| - \hat{m}_i) = \text{sign}(a_i - m_i) \end{aligned}$$

so we get the simple formula

$$b_i = a_i - m_i .$$

In particular \mathcal{E}_λ extends on the whole of $\hat{\mathcal{T}}_{0,3}$. Notice that if P_0 has a cusp in c_1 then the orientation of $\mathcal{E}_\lambda(P_0)$ in c_1 depends only on the sign of m_i .

- (6) \mathcal{E}_λ is G -equivariant on $\hat{\mathcal{T}}_{3,0}$. Moreover on such a space the earthquake theorem holds. That is there exists a unique left earthquake joining two points in $\hat{\mathcal{T}}_{3,0}$.

We can summarize the previous remarks in the following way: even if the earthquake theorem does not hold for $\mathcal{T}_{3,0}$, we have seen that $\mathcal{T}_{3,0}$ could be regarded as the quotient of a bigger smooth space $\hat{\mathcal{T}}_{3,0}$ (defined by keeping track of spiraling orientations), by the action of a finite group isomorphic to $(\mathbb{Z}_2)^3$. The earthquakes lift to equivariant maps of $\hat{\mathcal{T}}_{3,0}$ and the earthquake theorem holds for the space $\hat{\mathcal{T}}_{3,0}$.

In the next sections we will see that the same picture holds for any surface $\Sigma_{g,n}$. The key ingredient to get such a generalization is to relate earthquakes to some bent surfaces in MBHs. The relation between earthquakes and bent surface will be obtained by generalizing the Mess argument in the closed case. The main difference will be that in a MBH there are (finitely) many bent surfaces (in contrast in the closed case there is a unique one).

4. BENDING IN MBH

Let $h = (h_L, h_R)$ be a pair of admissible representations and $M = M(h) = \Omega(h)/h$ the corresponding multi-black hole. In this section we will determine the hyperbolic surfaces homeomorphic to Σ that can be realized as the future boundary of some convex retract of M .

Let us fix an h -invariant achronal curve $\Gamma \subset \partial AdS_3$. The domain of dependence of Γ , say $\Omega(\Gamma)$, is the set of points whose dual planes are disjoint from Γ . It can be also described as the maximal globally hyperbolic spacetime containing any spacelike surface of AdS_3 whose boundary in ∂AdS_3 is Γ .

Let us point out some easy property of $\Omega(\Gamma)$:

- (1) It is h -invariant. Moreover the action of $\pi_1(\Sigma)$ on it is free and proper.
- (2) $\Omega(\Gamma)/h$ is a MGH spacetime homeomorphic to $\Sigma \times \mathbb{R}$.
- (3) $\Omega(\Gamma) \subset \Omega(h)$.

Let $CH(\Gamma)$ be the convex hull of Γ in AdS_3 . The interior of $CH(\Gamma)$ is contained in Ω . On the other hand the boundary of $CH(\Gamma)$ in AdS_3 is the union of two achronal surfaces, the past and the future boundary, respectively $\partial_- CH(\Gamma)$ and $\partial_+ CH(\Gamma)$.

Support planes of $CH(\Gamma)$ are not timelike. If a lightlike support P plane intersects $\partial_+ CH(\Gamma)$ (resp. $\partial_- CH(\Gamma)$), then its dual point, p , is contained in Γ and $P \cap \partial_+ CH(\Gamma)$ (resp. $P \cap \partial_- CH(\Gamma)$) is a lightlike triangle with past (resp. future) vertex at p .

The complement in $\partial_+ CH(\Gamma)$ of such lightlike triangles carries an intrinsic hyperbolic metric. Moreover it is isometric to a straight convex set of \mathbb{H}^2 and the bending locus gives rise to a measured geodesic lamination on it ([7]).

From now on, we will refer to this set as the future boundary of $CH(\Gamma)$ (so we do not care about lightlike triangles).

Remark 4.1. *Even if no lightlike triangle occurs, $\partial CH(\Gamma)$ may be non complete.*

Notice that the future boundary of the convex core of Λ (that is the limit set of h) can be also regarded as the future boundary of the extremal curve, Γ_- obtained by filling the gaps of Λ with the lower extremal arcs, see Fig. 8. In the same way it can be shown that the universal covering of the future boundary of every convex retract of M can be regarded as the future boundary of the convex hull of some h -invariant achronal meridian on ∂AdS_3 .

Given a multi-black hole (MBH) M , we want to determine the future boundaries of its convex retracts without vertices. Since every future boundary is determined by a hyperbolic structure on Σ and a measured

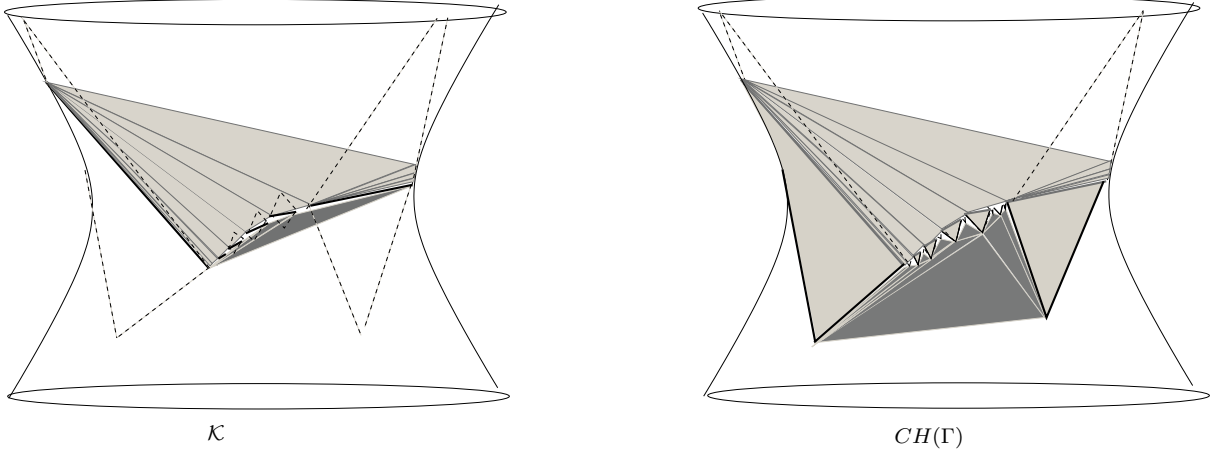


FIGURE 8. The comparison between the convex core \mathcal{K} and the convex hull $CH(\Gamma_-)$. The future boundary of $CH(\Gamma_-)$ is obtained by gluing to the future boundary of \mathcal{K} some lightlike triangles.

geodesic lamination on it, we want to determine the data (Σ_η, λ) corresponding to future boundaries of MBHs. Let us stress that the completion of Σ_η is a surface with geodesic boundary, but in general its area might be infinite.

Given such a pair (Σ_η, λ) , it is not difficult to write down the bending map of its universal covering $\tilde{\Sigma}_\eta$ in AdS_3 (that is an isometry of $\tilde{\Sigma}_\eta$ with the future boundary of some convex set of AdS_3).

In fact if $b_l, b_r : \tilde{\Sigma}_\eta \rightarrow PSL(2, \mathbb{R})$ are respectively the left and right quake-cocycle, then up to post-composition by elements in $PSL(2, \mathbb{R}) \times PSL(2, \mathbb{R})$, the bending map is given by

$$\beta(x) = (b_r(x, x_0), b_l(x, x_0))I(x)$$

where I is a fixed isometry of \mathbb{H}^2 with a spacelike plane of AdS_3 .

Notice that the holonomy of Σ_η is admissible even if in general Σ_η is not the quotient of its convex core but of a bigger ρ -invariant straight convex set of \mathbb{H}^2 . Nevertheless the quake-cocycles b_l and b_r produces admissible deformations of ρ , namely

$$(2) \quad \begin{aligned} \rho_L(\gamma) &= b_r(x_0, \gamma x_0)\gamma \\ \rho_R(\gamma) &= b_l(x_0, \gamma x_0)\gamma. \end{aligned}$$

Notice the following relation

$$\beta \circ \rho(\gamma) = (\rho_L, \rho_R)(\gamma) \circ \beta.$$

If M is the MBH corresponding to (ρ_L, ρ_R) , then the image of β is contained in $\tilde{M} \subset AdS_3$. Thus Σ_η is isometric to the future boundary of some convex retract of M , bent along λ .

Proposition 4.2. *Let M be a MBH with holonomy (ρ_L, ρ_R) . Then the data (Σ_η, λ) corresponds to the future boundary of some convex retract of M if and only if the right (resp. left) earthquake on Σ_η along λ transform the holonomy of Σ_η into ρ_L (resp. ρ_R)*

In order to conclude the proof of this proposition, it is sufficient to check that the image of a bending map β corresponding to the data (Σ_η, λ) , is contained in $\tilde{M}(\rho_L, \rho_R)$. But in [5, 6] it has been shown that every spacelike (ρ_L, ρ_R) -invariant surface of AdS_3 is contained in $\tilde{M}(\rho_L, \rho_R)$.

Corollary 4.3. *Let M be a MBH with holonomy (ρ_L, ρ_R) . The data (Σ_η, λ) corresponds to a finite area boundary component of some convex retract without vertices if and only if the right (resp. left) earthquake along λ transform Σ_η into Σ_{η_L} (resp. Σ_{η_R}).*




FIGURE 9. Different behaviour of bending near a boundary component according to the sign of $m - a$. Notice that in the first case a lower extremal curve appear, whereas the second case gives rise to an upper extremal curve.

Corollary 4.4. *Given a MBH $M = M(\eta_L, \eta_R)$ there exists a one-to-one correspondence between left earthquakes transforming η_L into η_R and the future boundaries of convex retracts without vertices.*

5. SURFACES WITH FINITE AREA

In this section we will determine the convex retracts of $M = M(\eta_L, \eta_R)$ whose future boundary has finite area. As a by-product we will determine the exact number of left earthquakes transforming η_L into η_R .

Proposition 5.1. *The future boundary of a convex retract U of M has finite area if and only if the boundary curve $C = C_U^+$ is an extremal curve.*

Proof : We first prove the “only if” part. Take a data (F, λ) corresponding to a bent surface, F_λ , in M with finite area. Given an element $\gamma \in \pi_1(\Sigma)$ corresponding to a geodesic boundary for both η_L and η_R , let G be the corresponding asymptotic region in ∂AdS_3 . We have to show that the intersection with G of the boundary at infinity of the surface \tilde{F}_λ is formed by two lightlike segments in ∂AdS_3 .

Let m be the total mass of λ around p and a be the length of the boundary component of F corresponding to γ ($a = 0$ if γ corresponds to a cusp in F).

We can choose coordinates on \mathbb{H}^2 – considered in the Poincaré half-plane model – in such a way that $h(\gamma)z = e^{2a}z$ ($h(\gamma)z = z + 1$ if $a = 0$). In particular if $a \neq 0$ we can suppose that $\tilde{F} \subset \{z \in \mathbb{C} | \operatorname{Re} z < 0\}$.

If $m \neq 0$, we have two possibilities: leaves near p lift to leaves with endpoints either at 0 or at ∞ (if $a = 0$ only the last possibility holds, in the other cases the choice depends on the way of spiraling of λ around p). A hyperbolic transformation with attractive fixed point at ∞ (resp. 0) is upper triangular (resp. lower triangular).

Thus if we choose a base-point near the puncture, it is easy to see that if leaves of λ near p lift to geodesics with an end-point at 0, then by (2) we have

$$\rho_L(\gamma) = \begin{pmatrix} e^{a-m} & 0 \\ * & e^{-a+m} \end{pmatrix} \quad \rho_R(\gamma) = \begin{pmatrix} e^{a+m} & 0 \\ * & e^{-(a+m)} \end{pmatrix}.$$

In the same way, if the common endpoint of these geodesics is ∞ then we have

$$(3) \quad \rho_L(\gamma) = \begin{pmatrix} e^{a+m} & * \\ 0 & e^{-(a+m)} \end{pmatrix} \quad \rho_R(\gamma) = \begin{pmatrix} e^{a-m} & * \\ 0 & e^{-a+m} \end{pmatrix}$$

Since $\rho_L(\gamma)$ and $\rho_R(\gamma)$ are assumed to be hyperbolic, we find that $a \neq m$.

Let us distinguish three cases.

1) $m = 0$: in this case γ corresponds to a boundary component of F and the bending map

$$\beta : \tilde{F} \rightarrow AdS_3$$

extends to the axis of γ , say l . Moreover, the image of l is the axis of $\rho(\gamma)$ (that is the geodesic joining the limit end-points of G). Thus $\partial F_\lambda \cap G$ is the past extremal curve.

2) $0 < m < a$. Let l_0 be a leaf of $\tilde{\lambda}$ with an endpoint fixed by γ , say $s_0 \in \{0, \infty\}$. Denote by $t_0 \in \mathbb{R}_{<0}$ its other endpoint. Notice that the image of $\gamma^k(l_0)$ through β is a geodesic, say \hat{l}_k , of AdS_3 , with end-points equal to (s_0, s_0) and to $(\rho_L^k(\gamma)t_0, \rho_R^k(\gamma)t_0)$.

Notice that $(\rho_L^k(\gamma)t_0, \rho_R^k(\gamma)t_0)$ converges to $p_{++}(\gamma)$ as $k \rightarrow +\infty$ and to $p_{--}(\gamma)$ as $k \rightarrow -\infty$. On the other hand, since $m < a$ we have that $(s_0, s_0) = p_{++}(\gamma)$ if $s_0 = \infty$ and $(s_0, s_0) = p_{--}(\gamma)$ if $s_0 = 0$.

Suppose for simplicity sake that $s_0 = \infty$. Then the geodesic \hat{l}_k converges to (s_0, s_0) as $k \rightarrow +\infty$, but \hat{l}_k converges to the geodesic c_γ with end-points $p_{--}(\gamma)$ and $p_{++}(\gamma)$ as $k \rightarrow -\infty$. It follows that such a geodesic is contained in the boundary of the image of β . Then, as in the previous case, we get that $\partial F_\lambda \cap G$ is the past extremal curve.

3) $m > a$. In this case $(s_0, s_0) \in \{p_{--}(\gamma), p_{++}(\gamma)\}$. Thus, by arguing as before, we get that \hat{l}_k converges to the lightlike segment in ∂AdS_3 joining $p_{++}(\gamma)$ to (s_0, s_0) as $k \rightarrow +\infty$ and converges to the lightlike segment in ∂AdS_3 joining $p_{--}(\gamma)$ to (s_0, s_0) as $k \rightarrow -\infty$. Thus the upper extremal curve of $G(\gamma)$ is contained in the adherence of the image of β and thus it is contained in \tilde{F}_λ .

Thus we have proved that if (F, λ) encodes a bent surface in M , and F has finite area, then the boundary curve of \tilde{F}_λ is extremal.

Let us prove now that the converse holds too. We will prove that the quotient of the future boundary of the convex hull of an extremal curve has finite area. Given such a curve, say C , let (F, λ) encode the quotient of the upper boundary of its convex hull. Clearly it is sufficient to prove that the surface obtained by a left earthquake along λ , say F' , has finite area. This is equivalent to showing that the image of the developing map

$$D : \tilde{F}' \rightarrow \mathbb{H}^2$$

is contained in the convex hull of the limit set of ρ_L . Thus we have to show that for each $\gamma \in \pi_1(\Sigma)$ parallel to a puncture, the image of D does not intersect the axis of $\rho_L(\gamma)$.

If such a γ is fixed, denotes by P a spacelike plane passing through $p_{--}(\gamma)$ and $p_{++}(\gamma)$. Changing coordinates, we may suppose that P is the plane dual to id , so we can set $p_{--}(\gamma) = (x, x)$ and $p_{++}(\gamma) = (x', x')$.

The developing map D can be factor as

$$\tilde{F}' \xrightarrow{D_P} P \xrightarrow{I} \mathbb{H}^2$$

where I is a (ρ_L, ρ_L) -equivariant isometry.

D_P satisfies the following property. Given a stratum U of \tilde{F} with vertices $\{(x_i, y_i) \in C\}_{(i \in J)}$, the image $U' = D_P(U)$ is the convex core of the set $\{(x_i, x_i)\}$.

Let A be the open interval of ∂P contained in the extremal region $G(\gamma)$. Since C is extremal we have that $C \cap \{(x, y) | x \in A\}$ is an open lightlike segment. On the other hand, since U is spacelike, vertices of U can be

either points of Λ or saddle vertices. Thus no x_i lies on A , so U' does not intersect the axis of $(\rho_L, \rho_L)(\gamma)$ (that is the boundary of the convex hull of A). ■

Since we have seen in Section 4 that earthquakes on finite area hyperbolic surfaces and finite area future boundaries of convex retracts of multi-black holes are the same, we can reformulate the previous result in terms of earthquakes.

Corollary 5.2. *If k is the number of punctures of Σ corresponding to boundary component of both $\overline{\Sigma}_{\eta_L}$ and $\overline{\Sigma}_{\eta_R}$, then there exist exactly 2^k earthquakes transforming η_L into η_R .*

6. SOME REMARKS

Ends versus cone singularities. The statements presented here, concerning earthquakes on hyperbolic surfaces with geodesic boundary, can quite naturally be compared to corresponding results on closed surfaces endowed with hyperbolic metrics with cone singularities (as in [10]). Indeed cone singularities can in a fairly natural way be considered as analytic continuations of geodesic boundary components when the length becomes imaginary. Another way to state the relation between the two is that black holes (or more precisely, singularities inside them, i.e. bending lines on the boundary of M) are “particles” moving along spacelike geodesics.

However this analogy has limits. One of them is that the “earthquake theorem” of [10] keeps the angle at the cone singularities fixed, so that two metrics are related by a unique right earthquake and there is no analog of the appearance of the enhanced Teichmüller space, which is a key feature for hyperbolic surfaces with geodesic boundary.

There might very well be a statement generalizing both the main result here and the main result of [10], and describing the earthquakes between two hyperbolic metrics having both cone singularities (of angle less than π) and geodesic boundary components. One could even imagine a proof based on a Mess type parametrization, by a right and left hyperbolic metric, of the space of multi-black holes of a given topology containing “particles” of fixed cone angle.

Other possible proofs. There are at least two possible proofs of Thurston’s Earthquake Theorem for (smooth) hyperbolic metrics on closed surfaces, in addition to the Mess argument used above. One, originating in work of Kerckhoff [19], uses analytic properties of the lengths of closed geodesics under earthquakes. The other, due to Thurston [24], uses a more geometric constructions and the properties of quasi-symmetric maps from S^1 to itself.

It appears quite likely that those arguments can be extended to provide other proofs of the “earthquake theorem” presented here for hyperbolic surfaces with geodesic boundary components. The proof given by Thurston, in particular, might well extend to the case under consideration, however not in a completely straightforward way.

Indeed, given two hyperbolic metrics g_1 and g_2 with geodesic boundary on a compact surface with boundary $\overline{\Sigma}$, they define an equivariant self-homeomorphism of the boundary at infinity of Σ , which is a Cantor set in S^1 . Extending this homeomorphism to an equivariant map from S^1 to itself can be done in many ways. In particular there are 2^k such extensions – where k is the number of boundary components of $\overline{\Sigma}$ corresponding to geodesic boundary components (rather than cusps) for both g_1 and g_2 – obtained by sending each interval in the complement of the Cantor set to either of its endpoints. It is quite conceivable that those maps are the boundary values of the earthquakes considered here. They do not fall directly in the categories studied by Thurston [24], however, since they are not quasi-symmetric, so that an extension of the original argument would be necessary to obtain a proof of Theorem 1.2 along those lines.

In fact this strategy is not really different from that we have considered in this paper. The main point of [24] to construct a left earthquake extending a homeomorphism φ of S_∞^1 is to consider the set \mathcal{S} of elements g in $PSL(2, \mathbb{R})$ such that $g \circ \varphi$ is an *extremal* homeomorphism. The convex hulls in \mathbb{H}^2 of the fixed points of $g \circ \varphi$ are the strata for the lamination that provides the earthquake.

Instead, the key point in [21] was to consider the future boundary, $\partial_+\mathcal{K}$, of the convex hull in AdS_3 of the graph of φ . By means of the product structure of the boundary of AdS_3 two maps were pointed out $M_L, M_R : \partial_+\mathcal{K} \rightarrow P$, where $P \cong \mathbb{H}^2$ is a fixed spacelike plane. Such maps are determined by the following requirements:

- (1) the restriction on each face is a projective map;
- (2) ideal points of each face are sent to points on the same left (resp. right) leaf.

It turns out that M_L is a left earthquake and M_R is a right earthquake along the bending lamination of $\partial_+\mathcal{K}$ and $M_L \circ M_R^{-1}$ is the earthquake extending φ .

With the AdS language the set \mathcal{S} could be identified to the set of points whose dual plane is a support plane of \mathcal{K} touching $\partial_+\mathcal{K}$. Moreover, the intersection of the dual plane with the future boundary is sent by M_R to the convex core of the fixed points of $g \circ \varphi$.

Let us stress that this relation between these different proofs was already known by Mess (see the discussion in Section 7 of [21]).

Other questions. Many of the questions which are still open for globally hyperbolic AdS manifolds (and/or for quasifuchsian hyperbolic manifolds) can also be considered in the setting of multi-black holes. For instance, Mess [21] asked whether any couple of hyperbolic metrics can be uniquely obtained as the induced metric on the boundary of the convex core; this might be true also for hyperbolic metrics with geodesic boundary in the context of multi-black holes. The corresponding questions for the measured bending laminations of the boundary of the convex core are also of interest.

REFERENCES

1. Stefan Åminneborg, Ingemar Bengtsson, Dieter Brill, Sören Holst, and Peter Peldán, *Black holes and wormholes in 2 + 1 dimensions*, Classical Quantum Gravity **15** (1998), no. 3, 627–644. MR **MR1612178** (**99c**:83043)
2. Stefan Åminneborg, Ingemar Bengtsson, and Sören Holst, *A spinning anti-de Sitter wormhole*, Classical Quantum Gravity **16** (1999), no. 2, 363–382, arXiv:gr-qc/9805028. MR **MR1672495** (**2000a**:83092)
3. Máximo Bañados, Marc Henneaux, Claudio Teitelboim, and Jorge Zanelli, *Geometry of the 2 + 1 black hole*, Phys. Rev. D (3) **48** (1993), no. 4, 1506–1525, arXiv:gr-qc/9302012. MR **MR1236812** (**94g**:83079)
4. Máximo Bañados, Claudio Teitelboim, and Jorge Zanelli, *Black hole in three-dimensional spacetime*, Phys. Rev. Lett. **69** (1992), no. 13, 1849–1851, arXiv:hep-th/9204099. MR **MR1181663** (**93e**:83042)
5. Thierry Barbot, *Causal properties of ads-isometry groups I: Causal actions and limit sets*, 2005.
6. ———, *Causal properties of ads-isometry groups II : BTZ multi black-holes*, 2005.
7. Riccardo Benedetti and Francesco Bonsante, *Canonical wick rotations in 3-dimensional gravity*, math.DG/0508485. To appear, Mem. Amer. Math. Soc., 2005.
8. Lipman Bers, *Simultaneous uniformization*, Bull. Amer. Math. Soc. **66** (1960), 94–97. MR **MR0111834** (22 #2694)
9. Francis Bonahon and Xiaobo Liu, *Representations of the quantum Teichmüller space, and invariants of surface diffeomorphisms*.
10. Francesco Bonsante and Jean-Marc Schlenker, *AdS manifolds with particles and earthquakes on singular surfaces*, math.GT/0609116, 2006.
11. D. Brill, *2 + 1-dimensional black holes with momentum and angular momentum*, Ann. Phys. (8) **9** (2000), no. 3-5, 217–226, Journées Relativistes 99 (Weimar). MR **MR1770103** (**2001g**:83095)
12. Dieter Brill, *Black holes and wormholes in 2 + 1 dimensions*, Mathematical and quantum aspects of relativity and cosmology (Pythagoreon, 1998), Lecture Notes in Phys., vol. 537, Springer, Berlin, 2000, arXiv:gr-qc/9904083, pp. 143–179. MR **MR1843036** (**2002e**:83069)
13. Andrew J. Casson and Steven A. Bleiler, *Automorphisms of surfaces after Nielsen and Thurston*, London Mathematical Society Student Texts, vol. 9, Cambridge University Press, Cambridge, 1988. MR **MR964685** (**89k**:57025)
14. D. B. A. Epstein and A. Marden, *Convex hulls in hyperbolic spaces, a theorem of Sullivan, and measured pleated surfaces*, Analytical and geometric aspects of hyperbolic space (D. B. A. Epstein, ed.), L.M.S. Lecture Note Series, vol. 111, Cambridge University Press, 1986.
15. A. Fathi, F. Laudenbach, and V. Poenaru, *Travaux de Thurston sur les surfaces*, Société Mathématique de France, Paris, 1991, Séminaire Orsay, Reprint of *Travaux de Thurston sur les surfaces*, Soc. Math. France, Paris, 1979 [MR 82m:57003], Astérisque No. 66-67 (1991).
16. V.V.Fock, *Dual Teichmüller spaces*, ITEP-TH-5-1996.
17. V. V. Fok and L. O. Chekhov, *Quantum modular transformations, the pentagon relation, and geodesics*, Tr. Mat. Inst. Steklova **226** (1999), no. Mat. Fiz. Probl. Kvantovoi Teor. Polya, 163–179. MR **MR1782560** (**2001h**:53122)

18. ———, *Quantum Teichmüller spaces*, Teoret. Mat. Fiz. **120** (1999), no. 3, 511–528. MR **MR1737362** (2001g:32034)
19. Steven P. Kerckhoff, *The Nielsen realization problem*, Ann. of Math. (2) **117** (1983), no. 2, 235–265. MR **MR690845** (85e:32029)
20. Kirill Krasnov, *Analytic continuation for asymptotically AdS 3D gravity*, Classical Quantum Gravity **19** (2002), no. 9, 2399–2424. MR **MR1902234** (2004b:83093)
21. G. Mess, *Lorentz spacetimes of constant curvature*, Preprint I.H.E.S./M/90/28, 1990.
22. B. O’Neill, *Semi-riemannian geometry*, Academic Press, 1983.
23. William P. Thurston, *Three-dimensional geometry and topology.*, Recent version available on <http://www.msri.org/publications/books/gt3m/>, 1980.
24. ———, *Earthquakes in two-dimensional hyperbolic geometry*, Low-dimensional topology and Kleinian groups (Coven-try/Durham, 1984), London Math. Soc. Lecture Note Ser., vol. 112, Cambridge Univ. Press, Cambridge, 1986, pp. 91–112. MR **MR903860** (88m:57015)

SCUOLA NORMALE SUPERIORE, PIAZZA DEI CAVALIERI, 56100 PISA, ITALY

E-mail address: `bonsante@sns.it`

SCHOOL OF MATHEMATICAL SCIENCES, UNIVERSITY OF NOTTINGHAM, NOTTINGHAM, NG7 2RD, UK AND PERIMETER INSTITUTE FOR THEORETICAL PHYSICS, WATERLOO, N2L 2Y5, CANADA.

LABORATOIRE EMILE PICARD (UMR CNRS 5580), INSTITUT DE MATHÉMATIQUES, UNIVERSITÉ PAUL SABATIER, 31062 TOULOUSE CEDEX 9, FRANCE

E-mail address: `schlenker@math.ups-tlse.fr`