

WORMHOLES IN ACH EINSTEIN MANIFOLDS

OLIVIER BIQUEARD AND YANN ROLLIN

ABSTRACT. We give a new construction of Einstein manifolds which are asymptotically complex hyperbolic, inspired by the work of Mazzeo-Pacard in the real hyperbolic case. The idea is to develop a gluing theorem for 1-handle surgery at infinity, which generalizes the Klein construction for the complex hyperbolic metric.

1. INTRODUCTION

In this paper, we present a new construction of *asymptotically complex hyperbolic Einstein* metrics (we shall use the acronym ACH from now on), by gluing wormholes on their conformal infinity. Our results extend the work of Mazzeo and Pacard [11] in the context of *asymptotically real hyperbolic Einstein* metrics. Using our gluing theory, we can produce many new examples of ACH Einstein metrics. An interesting feature of the “complex hyperbolic” theory is that it also enables us to construct Kähler-Einstein metrics as well.

1.1. Statement of results. First, let us recall the concept of an ACH metric: let \overline{X} be a compact manifold of even dimension $m = 2n$ with boundary Y . We will denote by X the interior of \overline{X} , and choose a *defining function* u of Y , that is a function on \overline{X} , positive on X and vanishing to first order on $Y = \partial X$.

The notion of ACH metric on X is related to the data of a strictly pseudoconvex CR structure on Y , that is an almost complex structure J on a contact distribution of Y , such that $\gamma(\cdot, \cdot) = d\eta(\cdot, J\cdot)$ is a positive metric on the contact distribution (here we have chosen a contact form η).

Identify a collar neighborhood of Y in \overline{X} with $[0, T) \times Y$, with coordinate u on the first factor. A Riemannian metric g is defined to be an ACH metric on X if there exists a CR structure J on Y , such that near Y ,

$$g \sim \frac{du^2 + \eta^2}{u^2} + \frac{\gamma}{u}, \quad (1.1)$$

in a sense which will be precised in Section 4.1 (observe that for J being the standard invariant CR structure of the Heisenberg group, the RHS of (1.1) is exactly the complex hyperbolic metric). The manifold (Y, J) is called the *conformal infinity* of (X, g) .

We will consider also more general ACH metrics by allowing (η, J) to be defined only up to sign. In that case, notice that $\text{vol}^Y := \eta \wedge (d\eta)^{n-1}$ is well defined although η is defined up to sign when n is even. It follows that

Date: September 12, 2006.

Second author partly supported by a University Research Fellowship of the Royal Society and NSF grant #DMS-0305130.

the contact structure induces a standard orientation on Y given by vol^Y if $\dim_{\mathbb{R}} Y = 3 \pmod{4}$. If n is odd (i.e. $\dim_{\mathbb{R}} Y = 1 \pmod{4}$), then neither the contact distribution nor Y need to be orientable. However, an orientation for Y determines an orientation for ξ and vice versa.

We can now state our main theorem:

Theorem A. *Let \overline{X} be a compact m -dimensional manifold ($m = 2n$) with boundary such that its interior X is endowed with an unobstructed ACH Einstein metric. Let $\overline{X}_k := \overline{X} \cup k(B^1 \times B^{m-1})$ be the manifold obtained by gluing k copies of a 1-handle on the boundary of \overline{X} . In the case where 4 divides m , we assume moreover that the handle additions are compatible with the contact orientation. Then the interior X_k of \overline{X}_k carries an unobstructed ACH Einstein metric.*

If we assume moreover that \overline{X} is a complex manifold, that the 1-handle additions are compatible with the complex orientation, that X is endowed with an ACH Kähler-Einstein metric, then \overline{X}_k can be endowed with a complex structure and an ACH Kähler-Einstein metric.

At the moment, Theorem A is stated in a rather imprecise way. The metrics on X_k are in fact obtained by a gluing theorem: given X endowed with an ACH Einstein metric, we construct a sequence of approximate Einstein metrics on X_k (see Section 4). These approximate Einstein metrics come as a family parametrized by $\mathbb{R}^2 \times U(n-1)$ (in the case $k = 1$), and so do the metrics produced in Theorem A. This will be clear from the technical version of this result given in Theorem 5.4.2 and Theorem 5.4.4.

The obstruction hypothesis will be defined later. It is expected to be quite generic, and is used to deform the approximate solutions into true Einstein metrics. At this point, all we need to know is that there are three important cases where the obstruction vanishes, see Section 5.5:

Proposition B. *Assume that X is endowed with an ACH Einstein metric g and either*

- *g has negative sectional curvature,*
- *X is oriented, 4-dimensional and g is self-dual Einstein, or*
- *X is a complex manifold and the metric g is Kähler-Einstein,*

then there is no obstruction. Moreover, if X is a disjoint union of unobstructed components, it is unobstructed.

At the moment, the only known ACH Einstein metrics of negative sectional curvature are the complex hyperbolic metrics, and their deformations constructed in [2]. It is very important to know that they are unobstructed. In particular, it implies that the 1-handles, identified to B^m with its Bergman metric is unobstructed; this property turns out to be essential for the proof of Theorem A.

1.2. Applications. Existence of ACH (Kähler)-Einstein metrics is known in several cases:

- (1) *Complex hyperbolic quotients:* some (infinite volume) quotients of $\mathbb{C}\mathcal{H}^n$ by a group of isometries are ACH, for example disk bundles $\sqrt{T\Sigma}$ over a hyperbolic Riemann surface Σ come from a representation of the fundamental group Σ into $SU(1,1) \subset SU(n,1)$. On these

ACH complex hyperbolic metrics one can perform the so called Klein construction (see Section 3): for instance, the Klein construction on the Bergman ball corresponds topologically to glue a 1-handle. This is precisely the construction that we generalize in Theorem A.

- (2) *Kähler-Einstein metrics*: a strictly pseudoconvex domain of \mathbb{C}^n carries an ACH Kähler-Einstein metric, the Cheng-Yau metric constructed in [6], whose prototypical example is the Bergman metric on the ball (see also [12]); other examples include a small neighborhood of the zero section of the cotangent bundle of a real analytic manifold.
- (3) *Selfdual Einstein metrics*: Calderbank and Singer consider the minimal resolutions X of the quotient singularity \mathbb{C}^2/Γ such that $c_1(X) < 0$, where Γ is a finite cyclic subgroup of $U(2)$. In [5] they find an ansatz for an ACH selfdual Einstein metric defined on a neighborhood of the exceptional fiber in X , with conformal infinity the link of the singularity. For example, the unit disk bundle $D(-p)$ of $O(-p) \rightarrow \mathbb{CP}^1$ carries an ACH Einstein metric for $p \geq 3$.

These metrics are starting point for the application of Theorem A to get new ACH Einstein metrics. It gives also new light on the problem: *which manifolds carry conformal infinities of ACH Einstein metrics ?*

To answer this question, Theorem A is not useful when applied to ACH Einstein metric of negative sectional curvature. At the moment, the only known metrics with this property are the complex hyperbolic examples and their deformations. However we can perform directly the handle addition in this case (see Section 3) and Theorem A is not really needed.

The case of self-dual Einstein metrics is much more enticing. We mentioned earlier the large class of ACH self-dual Einstein metrics constructed by Calderbank and Singer; since they are unobstructed by Proposition B, we can add 1-handles to these spaces and get many new ACH Einstein metrics. Rather than describing the complete list of all possible examples one can get in this way, we just give a very particular case, and let the interested reader consult [5] and experiment on his own: the boundary connected sum

$$\overline{X}_1 = \overline{D(-p)} \sharp_b \overline{D(-q)}$$

is obtained by adding a 1-handle to the disjoint union $\overline{X} = \overline{D(-p)} \cup \overline{D(-q)}$. For $p, q \geq 3$ it follows from [5], Proposition B and Theorem A that X_1 carries an ACH Einstein metric. Notice that we cannot obtain an Einstein metric by the construction of Cheng-Yau in this case: although $D(-p)$, $D(-q)$ and X_1 have natural complex structures, none of them is a pseudoconvex domain of a Stein manifold since they contain closed curves (the exceptional fibers).

We can also construct examples of the form $\overline{X}_1 = \overline{D(-p)} \sharp_b \overline{Z}$, where $p \geq 3$ and Z is a complex hyperbolic quotient. Then X_1 carries an ACH Einstein metric. More generally, we can take any disjoint union of complex hyperbolic and ACH selfdual Einstein manifolds and glue a bunch of 1-handles ad lib. Then, the resulting manifold carries an ACH Einstein metric.

Also note that the absence of obstruction in the Kähler-Einstein case gives a very large class of new ACH Kähler-Einstein manifolds building from the Cheng-Yau metrics on pseudoconvex domains.

There is also a sort of generalization of the Möbius ribbon example: starting from a Cheng-Yau metrics on \overline{X} , it is possible to build a locally Kähler-Einstein metrics on \overline{X}_1 , in the sense that the complex structure J on \overline{X}_1 is defined only up to sign (see Theorem 5.4.5). These examples admit a double cover which is Kähler-Einstein. This large class of examples of ACH Einstein spaces is fundamentally new.

Finally, the gluing of 1-handle gives a connected sum for CR structures on the boundary. In the 3-dimensional case, the construction gives some indications on the ν -invariant of 3-dimensional strictly pseudoconvex CR manifolds introduced in [3]. Remind that this is a kind of η -invariant for CR manifolds, whose gradient when one varies the CR structure is the Cartan curvature. This means that when the complex structure J varies in a contact distribution, one controls the variation of ν . It is therefore important to understand what is happening when one changes the contact structure. The following Proposition is a first step in this direction: it controls what is happening when one performs a simple surgery on the contact structure:

Proposition C. *Let (Y, J) be a 3-dimensional strictly pseudoconvex CR manifold. On the surgered manifold $Y_k = Y \cup k(B^1 \times S^2)$ there exists a family of CR structures $(J_t)_{t>0}$, converging when $t \rightarrow 0$ to J on Y , such that*

$$\lim_{t \rightarrow 0} \nu(J_t) = \nu(J) + k.$$

In the case where J is spherical, then the CR structure J_t on Y_k can be chosen spherical, and the limit becomes an equality for all t .

Acknowledgments. We thank Frank Pacard for an illuminating talk given at MIT on his work about Klein combination of Poincaré-Einstein metrics, and several useful conversations. We also thank Yasha Eliashberg, Dmitri Panov and Michael Singer for their interest and many enticing discussions.

2. GEOMETRY OF THE COMPLEX HYPERBOLIC SPACE

Here we recall some basic facts about the complex hyperbolic geometry. All the material is standard, see the book [10].

2.1. Definition. The complex hyperbolic space is described as follow. The complex vector space \mathbb{C}^{n+1} is endowed with the Hermitian form

$$\langle Z, Z' \rangle_1 = 2(\bar{z}_0 z'_n + \bar{z}_n z'_0) + \sum_{k=1}^{n-1} \bar{z}_k z'_k, \quad \langle Y, Y' \rangle_2 = -\bar{y}_0 y'_0 + \sum_{k=1}^n \bar{y}_k y'_k,$$

where $Z = (z_0, z_2, \dots, z_n)$, $Z' = (z'_0, z'_2, \dots, z'_n)$, $Y = (y_0, \dots, y_n)$ and $Y' = (y'_0, \dots, y'_n)$. The two Hermitian forms have both signature $(n, 1)$, and are explicitly related by

$$\langle \cdot, \cdot \rangle_2 = \langle A \cdot, A \cdot \rangle_1, \quad \text{with} \quad A = \begin{pmatrix} 1 & 0 & -1 \\ 0 & I_{n-1} & 0 \\ 1 & 0 & 1 \end{pmatrix}.$$

Hence the isomorphisms of Hermitian spaces is given by the transformation

$$Y = AZ.$$

The complex hyperbolic space is defined by

$$\mathbb{CH}_j^n = \{[X] \in \mathbb{CP}^n \mid \langle X, X \rangle_j < 0\},$$

for $j = 1$ or 2 . It is endowed with a Kähler-Einstein metric, called the *complex hyperbolic metric*, defined as follow: at $[X] \in \mathbb{CH}_j^n$ put

$$g_{j,X}^{\mathbb{CH}}(V, V) = 4 \frac{\langle X, X \rangle_j \langle V, V \rangle_j - \langle X, V \rangle_j \langle V, X \rangle_j}{-\langle X, X \rangle_j^2}, \quad (2.1)$$

for any tangent vector $V \in T_X \mathbb{C}^{n+1}$, for each Hermitian form $j = 1, 2$. Notice that we are using conventions for which the metric has sectional curvature $-1/4 \leq K \leq -1/4$.

The linear transformation A induces an isometric isomorphism

$$A : \mathbb{CH}_2^n \rightarrow \mathbb{CH}_1^n,$$

and we will drop the reference to which inner product is used in the sequel, for \mathbb{CH}_j^n are just two models of the same homogeneous space.

2.2. Dilations and inversions. Consider the family of Hermitian matrices (for the first inner product)

$$H_\mu = \begin{pmatrix} \frac{1}{\mu} & 0 & 0 \\ 0 & I_{n-1} & 0 \\ 0 & 0 & \mu \end{pmatrix},$$

for any $\mu \in \mathbb{C}^*$. Each matrix H_μ induces an isometry of \mathbb{CH}^n . For $\mu \neq 1$, the points

$$\zeta^- = [0 : 0 : \cdots : 1], \quad \zeta^+ = [1 : 0 : \cdots : 0]$$

of $\partial_\infty \overline{\mathbb{CH}^n}$ are the only fixed points of $\overline{\mathbb{CH}^n}$ fixed by the isometry H_μ .

For $\lambda > 0$, we define a hypersurface of \mathbb{CH}^n

$$D_\lambda = \{[z_0 : \cdots : z_n] \in \mathbb{CH}^n \mid \lambda |z_0| = |z_n|\} \quad (2.2)$$

We have clearly

$$H_\mu D_\lambda = D_{\lambda|\mu|^2}.$$

The hypersurface D_λ splits the hyperbolic space into two connected component, and we have a decomposition

$$\mathbb{CH}^n = B_\lambda^- \cup D_\lambda \cup B_\lambda^+,$$

where

$$B_\lambda^- = \{[z_0 : \cdots : z_n] \in \mathbb{CH}^n \mid \lambda |z_0| < |z_n|\} \quad (2.3)$$

$$B_\lambda^+ = \{[z_0 : \cdots : z_n] \in \mathbb{CH}^n \mid \lambda |z_0| > |z_n|\}. \quad (2.4)$$

The half ball B_λ^\pm is by construction a neighborhood of the point at infinity ζ^\pm . As $\lambda \rightarrow 0$, the points of B_λ^+ converge to ζ^+ in the topology induced by \mathbb{CP}^n , and, the points of B_λ^- converge to ζ^- as $\lambda \rightarrow \infty$.

Similarly to the case of D_λ , we have $H_\mu B_\lambda^\pm = B_{\lambda|\mu|^2}^\pm$. Notice that there is a natural map

$$p : \mathbb{CH}^n \longrightarrow \mathbb{CP}^1 \setminus \{[0 : 1], [1 : 0]\}$$

defined by $[z_0 : \cdots : z_n] \mapsto [z_0 : z_1]$. The hyperbolic transformation H_μ induces a transformation of \mathbb{CP}^1 which is the dilation $u \mapsto |\mu|^2 u$ in affine coordinate $u = z_1/z_0$. The points $\{0, \infty\}$ are the images of the fixed points

ζ^\pm . Moreover D_λ projects via p on the circle of radius λ , whereas B_λ^\pm project on the two corresponding hemispheres.

Remark 2.2.1. Using the transformation A to go from the first to the second inner product, we see that the equation for D_1 is given by $\text{Re}(\bar{y}_0 y_n) = 0$. In the ball model, given by fixing $y_0 = 1$ the equation for D_1 becomes $\text{Re}(y_n) = 0$ which makes clear that D_1 is a disk and B_1^\pm are half balls.

More generally, one can check that the equation for D_λ is given by

$$(\lambda - 1)(|y_0|^2 + |y_n|^2) + 2(1 + \lambda)\text{Re}(y_0 \bar{y}_n) = 0.$$

Therefore D_λ is a piece of paraboloid contained in the ball B^4 (in the ball model $y_0 = 1$).

The transformation of \mathbb{CH}^n

$$I_1 : [z_0 : \cdots : z_n] \mapsto [z_n : z_1 : \cdots : z_{n-1} : z_0]$$

is induced by a unitary matrix (for the first inner product). Hence I_1 is an isometry and it is clearly a holomorphic involution of \mathbb{CH}^n leaving the disk D_1 invariant and switching B_1^+ and B_1^- . We will call this transformation an *inversion*.

Composing with the complex conjugation, we get an antiholomorphic transformation $K_1 := \bar{I}_1$, i.e.

$$K_1 : [z_0 : \cdots : z_n] \mapsto [\bar{z}_n : \bar{z}_1 : \cdots : \bar{z}_{n-1} : \bar{z}_0]$$

which is also an isometric involution. The balls B_1^+ and B_1^- are exchanged by K_1 , and the disk D_1 is moreover fixed by K_1 . This transformation is called a *conversion*¹.

We deduce a family of inversions I_λ and conversions K_λ defined by conjugation

$$I_\lambda := H_\mu I_1 H_\mu^{-1}, \quad K_\lambda := \bar{I}_\lambda,$$

where μ is any complex number such that $|\mu|^2 = \lambda$. We get the explicit formula

$$\begin{aligned} I_\lambda : [z_0 : \cdots : z_n] &\mapsto \left[\frac{z_n}{\lambda} : z_1 : \cdots : z_{n-1} : \lambda z_0 \right] \\ K_\lambda : [z_0 : \cdots : z_n] &\mapsto \left[\frac{\bar{z}_n}{\lambda} : \bar{z}_1 : \cdots : \bar{z}_{n-1} : \lambda \bar{z}_0 \right] \end{aligned}$$

Again I_λ, K_λ are isometric involutions which preserve D_λ and exchange B_λ^\pm . The inversions are holomorphic whereas the conversions are antiholomorphic.

Using the isometries H_μ and, say, I_λ , it is clear that the half spaces B_λ^+ and B_λ^- are all isometric. The disks D_λ are all isometric as well.

2.3. The paraboloid model. The function

$$f = -\frac{\langle Z, Z \rangle_1}{4|z_0|^2}$$

is well defined on $\mathbb{C}^{n+1} \setminus \{z_1 = 0\}$ and \mathbb{C}^* invariant. Therefore f can be seen as a smooth function on $\overline{\mathbb{CH}^n} \setminus \{\zeta^-\}$ and it is a defining function for the boundary $\partial \overline{\mathbb{CH}^n} \setminus \{\zeta^-\}$, i.e. $f > 0$ on \mathbb{CH}^n and $\partial \overline{\mathbb{CH}^n} \setminus \{\zeta^-\} = f^{-1}(0)$.

¹conversion=con+version, from conjugation and inversion

By definition of f , it is convenient to use the affine coordinates given by fixing $z_0 = -1$, so that

$$f = \operatorname{Re}(z_n) - \frac{1}{4}(|z_1|^2 + \cdots + |z_{n-1}|^2).$$

Thus, we have the model of the Siegel domain

$$\mathbb{CH}^n = \{(z_1, \dots, z_n) \in \mathbb{C}^n | f(z_1, \dots, z_n) > 0\}.$$

Notice that \mathbb{CH}^n is foliated by paraboloids, namely the level surfaces of f

$$\mathcal{P}_\alpha = f^{-1}(\alpha),$$

for $\alpha > 0$ and \mathcal{P}_0 corresponds to the boundary at infinity of \mathbb{CH}^n minus ζ^- (the Heisenberg group). These surfaces are horospheres for the complex hyperbolic metric.

Notice the property

$$H_\mu \mathcal{P}_\alpha = \mathcal{P}_{\alpha|\mu|^2}.$$

Hence $H_\mu \mathcal{P}_\alpha$ converge to the boundary paraboloid as $|\mu| \rightarrow 0$. We can regard the complex hyperbolic space as a stack of hyperboloids using the diffeomorphism

$$\begin{aligned} \mathbb{CH}^n & \xrightarrow{\phi} (0, \infty) \times \mathcal{P}_0 \\ (z_1, \dots, z_n) & \longmapsto \left(f, \left(z_1, \dots, z_{n-1}, z_n - \frac{f}{4} \right) \right). \end{aligned} \quad (2.5)$$

This diffeomorphism gives us the horospherical coordinates on \mathbb{CH}^n :

$$(f + iv = \bar{z}_n - \frac{1}{4}(|z_1|^2 + \cdots + |z_{n-1}|^2), W = (z_1, \dots, z_{n-1})). \quad (2.6)$$

Notice that ϕ induces a diffeomorphism between \mathcal{P}_α and $\{\alpha\} \times \mathcal{P}_0$.

We express the complex hyperbolic metric using the horospherical coordinates:

$$g^{\mathbb{CH}} = \frac{df^2 + \eta_0^2}{f^2} + \frac{|dW|^2}{f},$$

where

$$\eta_0 = dv + \frac{1}{2}\operatorname{Im}(\bar{W}dW) = dv + \frac{1}{2}\operatorname{Im}(\bar{z}_1 dz_1 + \cdots + \bar{z}_{n-1} dz_{n-1}) \quad (2.7)$$

is the standard invariant contact form on the Heisenberg group, and the metric $|dW|^2 = |dz_1|^2 + \cdots + |dz_{n-1}|^2$ is obtained from the contact form and the complex structure J_0 by the formula

$$|dW|^2 = d\eta_0(\cdot, J_0 \cdot).$$

Finally it is important to note that $-\ln f$ is a potential for the Kähler form ω_0 of \mathbb{CH}^n :

$$\omega_0 = -dd^C \ln f = -2i\partial\bar{\partial} \ln f. \quad (2.8)$$

3. KLEIN CONSTRUCTION

We have reviewed the basics of the complex hyperbolic space, we can define new complex hyperbolic manifolds via Klein construction. Then we will be on a firm ground to introduce the gluing theory inspired by this construction in Section 4.

3.1. Annulus near a point at infinity. Let X be a complex manifold endowed with a complex hyperbolic metric g . In other words, X is a quotient of $\mathbb{C}\mathcal{H}^n$ by a group of isometries. Assume in addition that X has infinite volume. Pick a point p at infinity. Since the metric is hyperbolic, the points p has a neighborhood $B_1 \subset X$ which is an isometric copy of $B_1^+ \subset \mathbb{C}\mathcal{H}^n$, and p is identified to ζ_+ (cf. Section 2.2). via an isometry

$$\psi : B_1 \longrightarrow B_1^+.$$

Since $B_{\lambda_0}^+ \subset B_{\lambda_1}^+$ for $0 < \lambda_0 < \lambda_1$, we can define a neighborhood $B_\lambda \subset X$ of p , by

$$B_\lambda := \psi^{-1}(B_\lambda^+), \text{ for } 0 < \lambda < 1.$$

Given a pair $\underline{\lambda} = (\lambda_0, \lambda_1)$ with $0 < \lambda_0 < \lambda_1$, we define the annulus

$$U_{\underline{\lambda}} := B_{\lambda_1}^+ \setminus B_{\lambda_0}^+.$$

Notice that the annulus $U_{\underline{\lambda}}$ has boundary D_{λ_0} . Accordingly we define (provided $\lambda_j \leq 1$)

$$V_{\underline{\lambda}} := B_{\lambda_1} \setminus B_{\lambda_0} = \psi^{-1}(U_{\underline{\lambda}}) \subset X.$$

Lemma 3.1.1. *Let $\underline{\lambda}^k = (\lambda_0^k, \lambda_1^k)$, ($k = 0, 1$) be two pairs of positive numbers, such that $\lambda_0^k < \lambda_1^k$ ($k = 0, 1$) and*

$$\lambda_0^0 \lambda_1^1 = \lambda_0^1 \lambda_1^0.$$

Then the manifold with boundary $U_{\underline{\lambda}^k}$ are isometric for $k = 1, 2$. Moreover,

$$H_\mu : U_{\underline{\lambda}^0} \rightarrow U_{\underline{\lambda}^1}$$

is a particular isometry, for any $\mu \in \mathbb{C}$ such that

$$|\mu|^2 = \frac{\lambda_0^1}{\lambda_0^0} = \frac{\lambda_1^1}{\lambda_1^0}.$$

Proof. Clear using a hyperbolic isometry as in the lemma. \square

Lemma 3.1.2. *There exists an inversion $I_{\underline{\lambda}}$ (resp. a conversion $K_{\underline{\lambda}}$) which is an isometry of $\overline{U}_{\underline{\lambda}}$ and exchanges the boundary components D_{λ_0} and D_{λ_1} . In addition the disk $D_{\sqrt{\lambda_0 \lambda_1}}$ is preserved by this transformation and so if the function f restricted to this disk.*

Proof. By Lemma 3.1.1 there is an isometry

$$H_\mu : U_{\underline{\lambda}} \rightarrow U_{\underline{\lambda}'}$$

where

$$\underline{\lambda}' = \left(\sqrt{\frac{\lambda_0}{\lambda_1}}, \sqrt{\frac{\lambda_1}{\lambda_0}} \right), \quad |\mu|^2 = (\lambda_0 \lambda_1)^{-1/2}.$$

Then, the inversion I_1 preserves the annulus $\overline{U}_{\underline{\lambda}'}$, the disk D_1 and exchanges the boundary components as wanted. We have $H_\mu^* f = |\mu|^f$ and $f|_{D_1}$ is invariant under I_1 . In conclusion, the inversion $I_{\sqrt{\lambda_0 \lambda_1}}$ answers the lemma. We deduce that the conversion $K_{\sqrt{\lambda_0 \lambda_1}} = \overline{I}_{\sqrt{\lambda_0 \lambda_1}}$ answers the lemma for the case of a conversion. \square

3.2. Handle surgery. Let X be a hyperbolic manifold of infinite volume as before. Assume that we have now two distinct points p_k ($k = 0, 1$) at infinity and corresponding neighborhoods $B_{\lambda^k}(p_k)$ and annuli $V_{\underline{\lambda}^k}(p_k) \subset X$ with the notation introduced in Section 3.1. Consider the manifold with boundary

$$\tilde{X} := X \setminus \bigcup_{k=0,1} B_{\lambda_0^k}(p_k).$$

A collar neighborhood of its boundary has two components $V_{\underline{\lambda}^k}(p_k)$ isomorphic to $U_{\underline{\lambda}^k} \subset \mathbb{CH}^n$, and the boundary is identified to the disjoint union of two disks $D_{\lambda_0^k}$ for $k = 0, 1$.

Assume that we choose λ_j^k in such a way that $\lambda_0^0 \lambda_1^1 = \lambda_0^1 \lambda_1^0$. Then, according to Lemma 3.1.1 and 3.1.2, the components $V_{\underline{\lambda}^k}(p_k)$ are isometrically identified via an inversion

$$I : \overline{V}_{\underline{\lambda}^0}(p_0) \rightarrow \overline{V}_{\underline{\lambda}^1}(p_1)$$

which exchanges the order of the boundary components. Then we define

$$\boxed{X^\sharp = \tilde{X}/I.}$$

Since I is a holomorphic isometry, the complex structure and the complex hyperbolic metric descend to the quotient. Hence X^\sharp carries a complex hyperbolic metric and a compatible complex structure.

Sometimes, it will be more convenient to describe X^\sharp in a slightly different way. We can define first $\hat{X} \subset \tilde{X}$ by

$$\hat{X} := X \setminus \bigcup_{k=0,1} B_{\sqrt{\lambda_0^k \lambda_1^k}}(p_k).$$

Then the inversion I considered above restricts to a map which identifies the two boundary components of \hat{X} . Then we have

$$\boxed{X^\sharp = \hat{X}/I.}$$

A similar construction can be achieved if we use a conversion K instead of I . The quotient is then denoted

$$\boxed{X^b = \tilde{X}/K = \hat{X}/K.}$$

and carries a complex hyperbolic metric. However the complex structure do not descend to the quotient. We have destroyed the complex structure. If the dimension n is odd, the conversion reverts the orientation and we get a non orientable manifold if X was orientable in the first place. For example, if $n = 1$ and $X = \mathbb{CH}^1$, then X^\sharp is a ribbon, whereas X^b is a Möbius ribbon.

Remark 3.2.1. The Klein construction X^b produces a *locally* complex hyperbolic manifold, in the sense that the compatible complex structure is only locally defined.

Remark 3.2.2. Topologically, X^\sharp is obtained by a 1-handle addition and do not depend on the choice of parameters. However, the new hyperbolic metric depends on the ration λ_0^0/λ_0^1 . Moreover, there is an extra $S^1 \times U(n-1)$ -freedom for identifying the annuli. To see that, one needs to replace the identity block I_{n-1} in H_μ by a unitary matrix. Overall, there is a $\mathbb{C}^* \times U(n-1)$ moduli.

4. PREGLUING

4.1. ACH metrics. Here we give a more precise technical definition of ACH metric.

4.1.1. Definition. As in the introduction, (Y, J) is a CR manifold, and we choose a contact form η from which we deduce a metric on the contact distribution, $\gamma(\cdot, \cdot) = d\eta(\cdot, J\cdot)$. The manifold \overline{X} has boundary Y , we choose a defining function u of the boundary and identify a collar neighborhood of Y with $Y \times [0, T)$. Then on this collar neighborhood we have a model metric

$$g_0 = \frac{du^2 + \eta^2}{u^2} + \frac{\gamma}{u}.$$

Also we will often use the weight function $w = \sqrt{u}$.

We say that a metric g on X is ACH, with conformal infinity J , if near the boundary one has

$$g = g_0 + \kappa, \tag{4.1}$$

where κ is a symmetric 2-tensor, such that $|\kappa| = O(w^{\delta_0})$, and more generally all derivatives satisfy $|\nabla^k \kappa| = O(w^{\delta_0})$ for a weight $\delta_0 \leq 1$ which will be fixed thorough the paper. (Here, all the norms and derivatives are taken with respect to the metric g_0). Actually, we shall use the convenient choice $\delta_0 = 1$, because in an asymptotic expansion of an Einstein metric g with conformal infinity J , the first correction may occur at order 1 only. This is made precise in the following statement.

Proposition 4.1.2. *Suppose that g is an ACH Einstein metric with conformal infinity J , for some weight $\delta < 1$. Then, by a diffeomorphism of X inducing the identity on Y , one can put g in a gauge where $g = g_0 + \kappa$ and $|\nabla^k \kappa| = O(w)$ for all $k \geq 0$.*

Proof. In dimension 4, a much stronger asymptotic expansion is constructed in [3, Section 5], and one can take $\delta_0 = 2$. In higher dimension, one must take only $\delta_0 = 1$, because the Nijenhuis tensor of J is a first order invariant and occurs in the correction of g_0 at order 1.

We shall not write the proof of the Proposition, which is simpler than the 4-dimensional case proved in [3]. It suffices to put g in a Bianchi gauge with respect to g_0 as in [3, Lemma 4.1], and then to analyze its regularity. \square

Example 4.1.3. An important case of ACH metrics is when \overline{X} is a complex manifold with strictly pseudoconvex boundary Y . Choose any defining function u of the boundary, then one can generalize (2.8) in the following way: the formula

$$\omega = -dd^C \ln u \tag{4.2}$$

defines in a neighborhood of the boundary the Kähler form of an ACH metric on X , with conformal infinity the natural CR structure induced on Y . More precisely, choosing on Y the contact form $\eta = -d^C u$ and the metric $\gamma = d\eta(\cdot, J\cdot)$, the metric with Kähler form (4.2) satisfies $g = \frac{du^2 + \eta^2}{u^2} + \frac{\gamma}{u} + O(u)$. The metric is Kähler-Einstein if u satisfies Fefferman's equation [9]:

$$\det \begin{pmatrix} u & u_{\bar{k}} \\ u_j & u_{j\bar{k}} \end{pmatrix} = \left(-\frac{1}{4}\right)^n.$$

On the other hand, any Kähler ACH metric ω on X can be written locally near a point of the boundary as deriving from a potential with the same leading term: $\omega = dd^C(-\ln f + O(w^{\delta_0}))$.

4.2. Standardisation of the metric near infinity. In this section, we modify slightly an ACH Einstein metric near a point at infinity, so that the metric is complex hyperbolic. We show that we can perturb in such a way that the resulting metric is not far from being Einstein.

4.2.1. The contact structure. Pick a point p in Y . Since contact structures have no local invariants, there exists a contactomorphism $\psi : W_p \rightarrow W_{\zeta^+}$ identifying a neighborhood $W_p \subset Y$ of p to a neighborhood W_{ζ^+} of ζ^+ in the Heisenberg group \mathcal{P}_0 , such that $\psi(p) = \zeta^+$. The contact distribution is preserved by ψ hence

$$\psi_*\eta = h\eta_0,$$

for a certain non vanishing function h . Replacing the contact structure η by $h^{-1}\eta$ in a neighborhood of p , we can assume $h = 1$. Then we extend ψ to a diffeomorphism ψ between collar neighborhoods of W_p and W_{ζ^+} given by

$$\Psi(u, y) = (u, \psi(y)).$$

It follows from the definition that

$$\Psi_*\hat{g} = \frac{du^2 + \eta_0^2}{u^2} + \frac{\psi_*\gamma}{u}$$

Hence the metric of \overline{X} , transported by Ψ to the upper half-space (with horospherical coordinates), has the form

$$g := \Psi_*g = \frac{du^2 + \eta_0^2}{u^2} + \frac{\gamma_1}{u} + \kappa$$

where κ is a symmetric 2-tensor on $\mathbb{C}\mathcal{H}^n$ such that $w^{-1}\kappa$ and all its derivatives are bounded with respect to $g^{\mathbb{C}\mathcal{H}}$. Moreover $\gamma_1 = d\eta_0(\cdot, J_1\cdot)$ for the compatible almost complex structure $J_1 = \psi_*J$ defined along $\xi_0 = \ker \eta_0$ in \mathcal{P}_0 , and we can always assume that the contactomorphism ψ is chosen so that

$$J_1 = J_0 \text{ at } \zeta^+. \quad (4.3)$$

4.2.2. Approximation for the almost complex structure. Let $\chi(s)$ be a smooth non negative increasing function, such $\chi(s) = 0$ for $s \leq \frac{1}{3}$ and $\chi(s) = 1$ for $s \geq \frac{2}{3}$. Given a pair of numbers $\underline{\tau} = (\tau_0, \tau_1)$ with $0 < \tau_0 < \tau_1$, we define the cut-off function

$$\varphi_{\underline{\tau}}(x) = \chi\left(\frac{x - \tau_0}{\tau_1 - \tau_0}\right),$$

and we deduce the function

$$\chi_{\underline{\tau}} = \varphi_{\underline{\tau}}\left(\left|\frac{z_n}{z_0}\right|\right)$$

on $\mathbb{C}\mathcal{H}^n$. By definition $\chi_{\underline{\tau}} = 0$ in $B_{\tau_0}^+$ and $\chi_{\underline{\tau}} = 1$ outside $B_{\tau_1}^+$. Notice that if $(z_1, \dots, z_n) \in \mathcal{P}_0$ then $(xz_1, \dots, xz_{n-1}, x^2z_n)$ is also in \mathcal{P}_0 . Then we can define

$$J_{\underline{\tau}}(z_1, \dots, z_n) := J_1(\chi_{\underline{\tau}}z_1, \dots, \chi_{\underline{\tau}}z_{n-1}, \chi_{\underline{\tau}}^2z_n). \quad (4.4)$$

Notice that J_1 and J_0 were independent of f (or t). Now the family of almost complex structures $J_{\underline{\tau}}$ also depends on f . In particular, because of the condition (4.3), $J_{\underline{\tau}}$ is equal to J_0 inside $B_{\tau_0}^+$ and $J_{\underline{\tau}}$ is equal to J_1 outside $B_{\tau_1}^+$. We define a family of Carnot-Carathéodory metrics

$$\gamma_{\underline{\tau}} = d\eta_0(\cdot, J_{\underline{\tau}}\cdot)$$

and the metric $\gamma_{\underline{\tau}}$ is constructed in such a way that it is equal to γ_0 in $B_{\tau_0}^+$ and γ_1 outside $B_{\tau_1}^+$.

Eventually, we can define the Riemannian metrics on $\mathbb{C}\mathcal{H}^n$

$$\mathbf{g}_{\underline{\tau}} = \frac{du^2 + \eta_0^2}{u^2} + \frac{\gamma_{\underline{\tau}}}{u} + \chi_{\underline{\tau}}\kappa.$$

The metric $\mathbf{g}_{\underline{\tau}}$ is equal to the complex hyperbolic metric in $B_{\tau_0}^+$ (this is the locus where we will apply the Klein construction later). Outside $B_{\tau_1}^+$ it is equal to the original metric \mathbf{g} . Hence the metric $\Psi^*\mathbf{g}_{\underline{\tau}}$ on X can be extended using the original metric g outside B_{τ_1} . The resulting metric is denoted $g_{\underline{\tau}}$. We expect $g_{\underline{\tau}}$ to be a very good approximation of an Einstein metric, in a sense that will be clarified in the next section.

4.2.3. Integrable case. Here we consider the case where \overline{X} is a complex manifold with boundary, and the metric g on X is Kähler-Einstein. We want to perform the same operation as in (4.4), but remaining in the category of integrable complex structures and Kähler metrics, so we need a refined method. There are two steps: gluing the complex structures, and then the metrics. Therefore we need to fix an intermediate $\tau_2 \in]\tau_0, \tau_1[$, for example $\tau_2 = \sqrt{\tau_0\tau_1}$, and we set $\underline{\tau}' = (\tau_0, \tau_2)$ and $\underline{\tau}'' = (\tau_2, \tau_1)$.

We choose complex coordinates $z = (z_i)$ near the point p in \overline{X} , so that Y is given by a defining function $u(z)$. Using the normal form of Chern and Moser [7], we can suppose that

$$u(z) = f(z) + O(|W|^4), \quad (4.5)$$

where $f(z) = \operatorname{Re} z_n - \frac{1}{4}|W|^2$ is the defining function for the half-space model. Actually if the boundary Y is not 3-dimensional, then one can obtain

$$u(z) = f(z) + O(|W|^6). \quad (4.6)$$

Now, instead of gluing the almost complex structures, we glue the defining functions of \overline{X} and $\mathbb{C}\mathcal{H}^n$ in the normal complex coordinates, choosing

$$u_{\underline{\tau}} = (1 - \chi_{\underline{\tau}'})f + \chi_{\underline{\tau}'}u. \quad (4.7)$$

Still in the coordinates (z_i) , the domains $u_{\underline{\tau}} \geq 0$ give us a family of complex domains coinciding with the Siegel domain in $B_{\tau_0}^+$ and with \overline{X} outside $B_{\tau_2}^+ \subset B_{\tau_1}^+$. Therefore we can extend these domains by \overline{X} to get a family of integrable complex structures $J_{\underline{\tau}}$ on \overline{X} .

We now wish to define a Kähler metric on $(\overline{X}, J_{\underline{\tau}})$, which coincides with the complex hyperbolic metric on $B_{\tau_0}^+$ and with the metric of X outside $B_{\tau_1}^+$. First remember from (2.8) that the function $\varphi_0 = -\ln f$ is a potential for the complex hyperbolic metric. On the other hand, the metric g on X (seen in the same complex coordinates) admits a local potential $\varphi = -\ln u + O(w)$, see example 4.1.3. The solution of the problem is therefore simple: again by

example 4.1.3, the function $-\ln u_{\underline{\tau}}$ is a potential for a local Kähler metric on $X_{\underline{\tau}}$, so we can consider the modified potential

$$\varphi_{\underline{\tau}} = -\ln u_{\underline{\tau}} + \chi_{\underline{\tau}}''(\varphi + \ln u),$$

which coincides with φ_0 in $B_{\tau_0}^+$ and is equal to φ outside $B_{\tau_1}^+$. This potential defines an ACH Kähler metric on $(X, J_{\underline{\tau}})$ by

$$\omega_{\underline{\tau}} = dd_{J_{\underline{\tau}}}^C \varphi_{\underline{\tau}}.$$

This metric coincides with the complex hyperbolic metric in $B_{\tau_0}^+$ and with g outside $B_{\tau_1}^+$.

4.3. Estimates. The perturbed metrics $\mathbf{g}_{\underline{\tau}}$ are not Einstein any more. However they are good approximate Einstein metrics in a sense made precise in the following Proposition.

Proposition 4.3.1. *Let c be a constant with $c > 1$. There exists a constant $C > 0$, depending only on the metric g and c , such that for any pair of numbers $\underline{\tau} = (\tau_0, \tau_1)$ with $0 < \tau_0 < \tau_1$ and $c\tau_0 \leq \tau_1$, the metric $\mathbf{g}_{\underline{\tau}}$ verifies*

$$|\mathbf{g}_{\underline{\tau}} - g^{\mathbb{C}\mathcal{H}}| \leq C\tau_1^{1/2} \quad \text{and} \quad |\text{Ric}^{\mathbf{g}_{\underline{\tau}}} + \frac{n+1}{2}\mathbf{g}_{\underline{\tau}}| \leq Cw$$

on the annulus $U_{\underline{\tau}}$ (the norm being taken w.r.t. the metric $g^{\mathbb{C}\mathcal{H}}$). A similar statement holds for derivatives of higher order.

The construction carried out in Section 4.2.2 uses annuli $U_{\underline{\tau}}$ which get smaller and smaller in the sense that $\underline{\tau} = (\tau_0, \tau_1)$ with $\tau_j \rightarrow 0$. It is convenient for computations to “resize” $U_{\underline{\tau}}$: pick a transformation H_{μ} , for some complex number μ such that $|\mu|^2 = \tau_1$, for instance $H_{\sqrt{\tau_1}}$. Then

$$H_{\mu} : U_{\underline{\tau}'} \rightarrow U_{\underline{\tau}} \quad \text{where} \quad \underline{\tau}' := (\tau_0/\tau_1, 1).$$

Notice that the assumption of Proposition 4.3.1 means that τ_0/τ_1 is bounded away from 1, so that the annulus $U_{\underline{\tau}'}$ cannot be too “thin”.

The hyperbolic transformation acts in the half space model by scaling the coordinates:

$$H_{\sqrt{\tau_1}}(z_1, \dots, z_n) = (\sqrt{\tau_1}z_1, \dots, \sqrt{\tau_1}z_{n-1}, \tau_1 z_n). \quad (4.8)$$

Hence the hyperbolic transformation acts on the paraboloid at infinity \mathcal{P}_0 by scaling the coordinates as above. The boundary at infinity of B_{τ}^+ is given by $\partial_{\infty} B_{\tau}^+ := \overline{B_{\tau}^+} \cap \mathcal{P}_0$, which is the open set

$$\partial_{\infty} B_{\tau}^+ = \{(z_1, \dots, z_n) | f(z_1, \dots, z_n) = 0 \text{ and } |z_n| < \tau\}.$$

In particular

$$(z_1, \dots, z_n) \in \partial_{\infty} B_{\tau}^+ \Rightarrow |z_n| < \tau \text{ and } |z_j| < 2\sqrt{\tau} \text{ for } j = 1, \dots, n-1. \quad (4.9)$$

From this observation, we deduce the following lemma:

Lemma 4.3.2. *Let J_1 be an almost complex structure defined on the standard contact distribution ξ_0 of \mathcal{P}_0 and let J_0 be the standard CR structure. Assume that $J_0 = J_1$ at ζ_+ . Then there are constants $C_k > 0$ such that for every $0 < \tau < 1$*

$$|T_{\tau}| \leq C_0 \tau^{1/2} \text{ in } \partial_{\infty} B_1^+$$

where

$$T_\tau = H_{\sqrt{\tau}}^* J_1 - J_0$$

and the norm is taken w.r.t the standard metric induced by \mathbb{C}^n . In the case of derivatives, we have

$$|\nabla^k T_\tau| \leq C_k \tau^{k/2} \text{ in } \partial_\infty B_1^+.$$

Proof. Notice that the standard CR-structure is invariant under hyperbolic isometries. In particular $H_{\sqrt{\tau}}^* J_0 = J_0$. So the first part of the lemma follows from the fact that $A_\tau = 0$ at ζ_+ and (4.9). The second part is a consequence of the fact that the derivatives of $J_1 - J_0$ are bounded in a neighborhood of ζ_+ and the Leibniz rule applied to T_τ in view of (4.8). \square

The above lemma can be generalized readily as follows:

Lemma 4.3.3. *Let J_τ be the family of almost complex structures defined at 4.4. Suppose that $c\tau_0 \leq \tau_1$ as in Proposition 4.3.1. Then, there are constants $C_k > 0$ (independent of τ) such that*

$$|T_\tau| \leq C_0 \tau_1^{1/2}, \quad \text{and } |\nabla^k T_\tau| \leq C_k \tau_1^{k/2} \text{ for } k \geq 1 \quad (4.10)$$

in B_1^+ , where

$$T_\tau = H_{\sqrt{\tau}}^* J_\tau - J_0$$

and the norm is taken w.r.t the standard metric induced by \mathbb{C}^n . \square

Proof of Proposition 4.3.1. First note that the term κ gives a perturbation which is uniformly bounded by w , so we can assume that $\kappa = 0$ and deal with the perturbation of γ_0 .

The first part of the Proposition is a direct consequence of Lemma 4.3.3. If we pull back the metric \mathbf{g}_τ on B_1^+ thanks to a hyperbolic transformation, the Carnot-Carathéodory metric is commensurate with the standard γ_0 using (4.10). We deduce that $|H_{\sqrt{\tau_1}}^* \mathbf{g}_\tau - g^{\mathbb{C}^n}|$ is controlled by $\tau_1^{1/2}$. Derivatives of order k are controlled by $\tau_1^{k/2}$. Since H_μ is an isometry of $g^{\mathbb{C}^n}$ the same control holds for $\mathbf{g}_\tau - g^{\mathbb{C}^n}$.

We consider the vector fields

$$\begin{aligned} \mathcal{X}_0 &= u \partial_u \\ \mathcal{X}_1 &= R \\ \mathcal{X}_j &\in \xi_0 \end{aligned}$$

where R is the Reeb vector field defined by $\eta_0(R) = 1$ and $\iota_R d\eta_0 = 0$, and \mathcal{X}_j is an orthonormal basis of ξ_0 with respect to the metric γ_0 for $j = 2, \dots, 2n-2$. Then, we have an orthonormal frame for $g^{\mathbb{C}^n}$ given by

$$\mathcal{Y}_0 = \mathcal{X}_0, \quad \mathcal{Y}_1 = u \mathcal{X}_1 \quad \text{and} \quad \mathcal{Y}_j = \sqrt{u} \mathcal{X}_j \quad \text{for } j \geq 2.$$

According to Lemma 4.3.3, there exist perturbations $\tilde{\mathcal{X}}_j$ of the vector fields \mathcal{X}_j for $j \geq 2$, so that: $\tilde{\mathcal{X}}_j$ is an orthonormal frame for γ_τ and the pointwise norm of $H_{\sqrt{\tau_1}}^*(\tilde{\mathcal{X}}_j - \mathcal{X}_j)$ is controlled by $\tau_1^{1/2}$. Using $\mathcal{X}_0, \mathcal{X}_1, \tilde{\mathcal{X}}_2, \dots, \tilde{\mathcal{X}}_{2n-2}$, we define the orthonormal frame $\tilde{\mathcal{Y}}_j$ for \mathbf{g}_τ similarly to \mathcal{Y}_j .

Lemma 4.3.4. *We have the following identities*

$$[\tilde{\mathcal{Y}}_0, \tilde{\mathcal{Y}}_1] = -2\tilde{\mathcal{Y}}_1 \quad (4.11)$$

$$[\tilde{\mathcal{Y}}_0, \tilde{\mathcal{Y}}_j] = -\tilde{\mathcal{Y}}_j + O(w) \text{ for } j \geq 2, \quad (4.12)$$

$$[\tilde{\mathcal{Y}}_1, \tilde{\mathcal{Y}}_j] = O(w) \text{ for } j \geq 1, \quad (4.13)$$

$$[\tilde{\mathcal{Y}}_i, \tilde{\mathcal{Y}}_j] = d\eta_0(\tilde{\mathcal{X}}_i, \tilde{\mathcal{X}}_j)\tilde{\mathcal{Y}}_1 + O(w) \text{ for } i, j \geq 2. \quad (4.14)$$

where $O(w)$ is a tensor which decays as w w.r.t. the metric $\mathbf{g}_{\mathcal{T}}$ and involves a uniform constant, independent of τ_1 .

Proof. The idea is the following: pull back the metric $\mathbf{g}_{\mathcal{T}}$ and all the vector fields using the hyperbolic isometry $H = H_{\sqrt{\tau_1}}$. For $j \geq 2$, we have

$$\begin{aligned} [H^*\mathcal{Y}_0, H^*(\tilde{\mathcal{Y}}_j - \mathcal{Y}_j)] &= [u\partial_u, wH^*(\tilde{\mathcal{X}}_j - \mathcal{X}_j)] \\ &= \frac{1}{2}wH^*(\tilde{\mathcal{X}}_j - \mathcal{X}_j) + w[u\partial_u, H^*(\tilde{\mathcal{X}}_j - \mathcal{X}_j)]. \end{aligned}$$

Using the control by $\sqrt{\tau_1}$ on $H^*(\tilde{\mathcal{X}}_j - \mathcal{X}_j)$, we deduce that

$$[H^*\mathcal{Y}_0, H^*(\tilde{\mathcal{Y}}_j - \mathcal{Y}_j)] = O(\sqrt{\tau_1}w).$$

But $(\sqrt{\tau_1}w) \circ H = w$, hence we have the control

$$[\mathcal{Y}_0, (\tilde{\mathcal{Y}}_j - \mathcal{Y}_j)] = O(w).$$

Since $[\mathcal{Y}_0, \mathcal{Y}_j] = -\mathcal{Y}_j$ for $j \geq 2$, we deduce the identity (4.12). The other identities are proved in the same manner. \square

The Proposition is now deduced from the above lemma using the same computation as in [2, Section I.1.B]. \square

4.4. Handle surgery. Given a ACH Einstein manifold (X, g) , we pick two points p_0, p_1 which belong to the boundary $Y = \partial\bar{X}$. A modification of the metric in a neighborhood of one point $p \in Y$ was defined at Section 4.2. We perform the same operation near both points p_0 and p_1 , and call the resulting metric $g_{\mathcal{T}}$ as well. The parameters of the construction at p_j are denoted (τ_0^j, τ_1^j) . We call $B_{\tau}(p_j) \subset X$ the neighborhood of p_j and $V_{(\tau_0^j, \tau_1^j)}(p_j)$ the annular regions near p_j (defined as in Section 3). By construction, the restriction of $g_{\mathcal{T}}$ to $B_{\tau_0^j}(p_j)$ is isometric to the neighborhood $B_{\tau_0^j}^+ \subset \mathbb{CH}^n$ of ζ_+ .

From now on, we fix arbitrarily (for instance)

$$\tau_0^j = \tau_1^j/2, \quad (4.15)$$

so that we can apply Proposition 4.3.1 to the metrics $g_{\mathcal{T}}$. We choose additional parameters λ_0^j and λ_1^j such that

$$0 < \lambda_0^j < \lambda_1^j < \tau_0^j < \tau_1^j < 1, \quad (4.16)$$

and

$$K^2 = \frac{\lambda_1^0}{\lambda_0^0} = \frac{\lambda_1^1}{\lambda_0^1}. \quad (4.17)$$

The condition (4.16) implies that the restriction of $g_{\underline{\tau}}$ to the annulus $V_{(\lambda_0^j, \lambda_1^j)}(p_j)$ is an isometric copy of $U_{(\lambda_0^j, \lambda_1^j)}(p_j) \subset \mathbb{CH}^2$. Moreover, the condition (4.17) ensures that the annuli $V_{(\lambda_0^j, \lambda_1^j)}(p_j)$ are isometric for $j = 0, 1$. Therefore, we can perform the Klein construction (cf Section 3) close to p_0 and p_1 : we consider the manifold with boundary

$$\tilde{X} = X \setminus (B_{\lambda_0^0}(p_0) \cup B_{\lambda_0^1}(p_1)).$$

A neighborhood of the boundary of \tilde{X} is given by the annuli $\overline{V}_{(\lambda_0^j, \lambda_1^j)}(p_j)$, which are identified via an inversion I . Then, we define the closed manifold

$$X_{\underline{\tau}}^{\#} = \tilde{X}/I$$

and call $g_{\underline{\tau}}$ as well, the resulting metric on $X^{\#}$. Notice that the gluing parameter $\underline{\tau}$ consists now of 8 numbers $(\lambda_i^j, \tau_i^j)_{i,j=0,1}$ verifying the constraints (4.15), (4.16) and (4.17). It is convenient to use the notation

$$\underline{\tau} \rightarrow 0$$

for a family of parameters $\underline{\tau}$ such that all coefficients $\lambda_i^j \rightarrow 0, \tau_i^j \rightarrow 0$. We illustrate our construction in Figure 1.

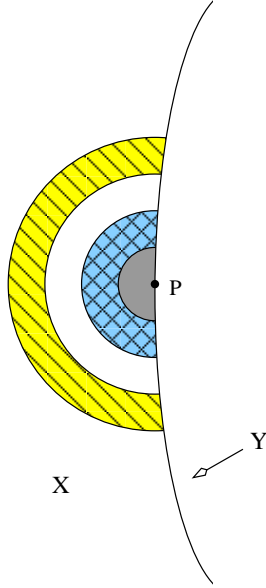


FIGURE 1. Regions near a point at infinity

The striped annulus correspond to the parameters λ_i^j ; this is the region where the metric g is altered. Inside the striped shell, the metric is isometric to the complex hyperbolic metric. The gray part is the neighborhood of p which is deleted. The squared part is isometric to the region of \mathbb{CH}^n pictured in Figure 2.

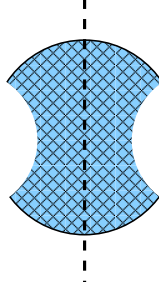


FIGURE 2. A hyperbolic 1-handle

and comes with an isometric inversion as suggested by the line.

Remark 4.4.1. It will be important in the gluing technique, in particular for Proposition 5.3.2 to impose that the ratio λ_1^j/λ_0^j goes to infinity. It means that in the above picture, the squared annulus is close to be the entire ball, namely the complex hyperbolic plane itself. So we impose from now on

$$\lambda_0^j = (\lambda_1^j)^2. \quad (4.18)$$

The construction of $X_{\mathcal{T}}^{\sharp}$ is represented below in a schematic way. The neighborhoods of p_0 and p_1 are pictured on the left and on the right. The middle, represents the handle addition identified to the two other squared annuli.

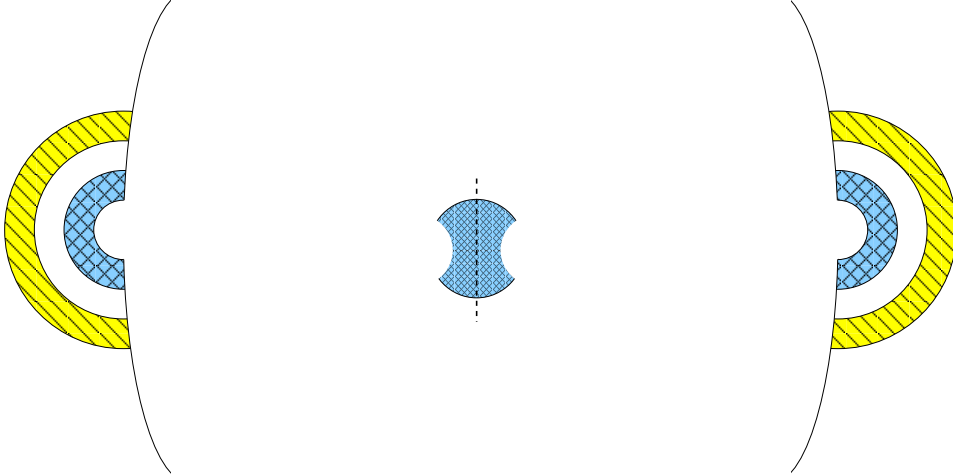


FIGURE 3. 1-handle attachment

The manifold $X_{\mathcal{T}}^{\sharp}$ contains essentially two pieces:

- $Z_{\mathcal{T}} \subset X_{\mathcal{T}}^{\sharp}$ is the closed set defined by $X \setminus (B_{\lambda_1^0}(p_0) \cup B_{\lambda_1^1}(p_1))$,
- $W_{\mathcal{T}}$ is given by the identified copies of the annuli $\overline{V}_{(\lambda_0^j, \lambda_1^j)}(p_j)$.

In other words, $Z_{\underline{\tau}}$ is the set of points not in the blue region, whereas $W_{\underline{\tau}}$ is the blue region. Notice that we can either consider $Z_{\underline{\tau}} \subset X_{\underline{\tau}}^{\sharp}$ or $Z_{\underline{\tau}} \in X$. The geometry of the metrics $g_{\underline{\tau}}$ is uniform, in the following sense.

Lemma 4.4.2. *The injectivity radius of the metrics $g_{\underline{\tau}}$ are bounded below by a constant $\rho > 0$ which does not depend on $\underline{\tau}$. Moreover, one can cover $X_{\underline{\tau}}$ by balls of radius ρ such that, in each ball, one can write $g_{\underline{\tau}} = (g_{\underline{\tau}})_{ij}$ with*

$$\frac{1}{c_0} \sum (dx_i)^2 \leq g_{\underline{\tau}} \leq c_0 \sum (dx_i)^2, \quad (4.19)$$

and

$$|\nabla^k g_{\underline{\tau}}| \leq c_k, \quad (4.20)$$

and the constants c_i do not depend on the ball or on $\underline{\tau}$.

Proof. If we do not take off the two balls about p_0 and p_1 and identify the annuli at the boundary as in Section 4.4 it is natural to consider the family of metrics $g_{\underline{\tau}}$ as being defined on X .

Let $p \neq p_0, p_1$ be a point at infinity. By construction, the metric $g_{\underline{\tau}}$ is equal to g on small enough neighborhood of p provided $\underline{\tau}$ is small enough. One can use the fact that the metric g is ACH as in [2, Section I.3] to show that the metric g is C^k commensurate with the complex hyperbolic metric on such neighborhood. In a neighborhood of p_0 or p_1 , Lemma 4.3.1 shows that the metric $g_{\underline{\tau}}$ is C^2 -commensurate with the complex hyperbolic metric, with uniform constant (i.e. independent of $\underline{\tau}$ provided it is small enough). It follows that the metric $g_{\underline{\tau}}$ on X has injectivity radius inj_X bounded below, and that it can be covered by a countable collection of open sets B_l , which are identified to the complex hyperbolic ball $B(0, \varepsilon)$ of radius ε . In addition, the pullback of $g_{\underline{\tau}}$ on B_{ε} is C^k -commensurate (with constants independent of l and $\underline{\tau}$) with the complex hyperbolic metric. In particular, we have the properties (4.19) and (4.20) on B_l .

So the only thing left to do, is to show that we can use the balls B_l to cover $X_{\underline{\tau}}^{\sharp}$. For that we must discard sufficiently many balls. It is easy to check that the subfamily B_l indexed by

$$\{l \mid B_l \subset \tilde{X}_{\underline{\tau}} = X \setminus (B_{\lambda_0^0}(p_0) \cup B_{\lambda_0^1}(p_1))\}$$

covers $X_{\underline{\tau}}^{\sharp}$ for all $\underline{\tau}$ sufficiently small, and that the restriction of the canonical projection from each ball to $X_{\underline{\tau}}^{\sharp}$ is an embedding. Therefore the injectivity radius of $X_{\underline{\tau}}^{\sharp}$ is uniformly bounded below and we have the uniform controls (4.19) and (4.20) on each ball. \square

4.5. Weight functions. It is important to define suitable weight functions on X^{\sharp} , because weighted Hölder spaces play an essential role in the deformation theory for ACH Einstein metrics (cf. [2]).

In Section 4.2, we constructed a particular coordinate system near $p_j \in \partial \overline{X}$. A neighborhood $B_c(p_j)$ of p_j is identified via these coordinates to $B_c^+ \subset \mathbb{C}\mathcal{H}^n$ for some $\varepsilon > 0$. On B_c^+ , we have a particular function given by f . This is a defining function for the boundary near p_j . We can always extend f into a smooth function on \overline{X} which is a defining function for the boundary Y . We denote such an extension f as well.

As we see in the definition of an ACH metric, the weight function

$$w = \sqrt{f} \quad (4.21)$$

on X , plays an important role in the analysis.

Then, we ought to explain what is a suitable (sequence) of weight functions on the surgered manifold X^\sharp . We begin by defining a special function \hat{f} on \mathbb{CH}^n which is a smoothing of the function $f|_{B_1^+}$ extended on the other side B_1^- by asking that it is invariant under the inversion I_1 . In horospherical coordinates (u, v, W) , one has

$$I_1^* u = \frac{u}{(u + \frac{1}{4}|W|^2)^2 + v^2},$$

$D_1 = \partial B_1^+$ has equation $(u + \frac{1}{4}|W|^2)^2 + v^2 = 1$, and $I_1^{-1}(D_\lambda) = D_{\lambda^{-1}}$ so the solution is easy: we define

$$\hat{f} = u \varpi((u + \frac{1}{4}|W|^2)^2 + v^2), \quad (4.22)$$

where ϖ is a smooth decreasing function so that $\varpi(x) = 1$ for $x \leq 1 - \varepsilon$ and $\varpi(x) = \frac{1}{x}$ for $x > 1 + \varepsilon$. Replacing \hat{f} by $\hat{f} + K_1^* \hat{f}$, we can arrange \hat{f} so that it is invariant under the inversion. Note that \hat{f} is a smooth defining function for \mathbb{CH}^n .

Now pass to the weight function. We start from $w = f^{-1/2}$ that was just defined on \overline{X} . Given parameters $\underline{\tau} = (\lambda_i^j, \tau_j^i)$ small enough, verifying the compatibility conditions (4.15), (4.16) and (4.17), we can define the manifold $X_{\underline{\tau}}^\sharp$ as explained in Section 3.2. We start by taking of two balls $B_{\lambda_0^j}(p_j)$ and we identify isometrically the annuli $V_{(\lambda_0^j, \lambda_1^j)}(p)$. We examine more closely how the weight function is transported via this isometry. We can actually identify each annulus to a reference annulus $U_{(1/K, K)} \subset \mathbb{CH}^n$. In the case of p_0 , we have an isometry

$$H_{p_0} : U_{(1/K, K)} \rightarrow V_{(\lambda_0^0, \lambda_1^0)}(p_0)$$

and we see that $H_{p_0}^*(f) = (\lambda_0^0 \lambda_1^0)^{-1/2} f$. Similarly, there is an isometry H_{p_1} for the other point and $H_{p_1}^*(f) = (\lambda_0^1 \lambda_1^1)^{-1/2} f$. Now, we add the condition

$$\lambda_0^0 \lambda_1^0 = \lambda_0^1 \lambda_1^1$$

which, together with the previous compatibility conditions implies

$$\lambda_i^0 = \lambda_i^1 \text{ for } i = 0, 1.$$

We want to glue together the two functions $H_{p_i}^* f$ on $U_{(1/K, K)}$. The solution is to replace both functions by $(\lambda_0^0 \lambda_1^0)^{-1/2} \hat{f}$, which indeed coincides with $H_{p_0}^* f$ (resp. $H_{p_1}^* f$) on $B_{1-\varepsilon}^+$ (resp. $B_{1-\varepsilon}^-$). We denote by f^\sharp the resulting function on X^\sharp , and we can define the weight function on $X_{\underline{\tau}}^\sharp$

$$w^\sharp = \sqrt{f^\sharp}.$$

The usefulness of w^\sharp as a weight for all metrics $g_{\underline{\tau}}$ comes from the fact that it does not vary too quickly:

Lemma 4.5.1. *There is a fixed constant c such that for any $\underline{\tau}$ one has*

$$\sup_{X_{\underline{\tau}}^{\sharp}} |\nabla \ln w^{\sharp}| \leq c.$$

Proof. This is easy to check in each region coming in the definition of w^{\sharp} . \square

5. GLUING

Starting from an ACH Einstein manifold (X, g) , we have constructed a family of approximately ACH Einstein metrics $g_{\underline{\tau}}$ on the manifold X^{\sharp} (or X^b) obtained by adding one handle to X . We are going to show that, modulo the vanishing of a certain obstruction, one can perturb $g_{\underline{\tau}}$ in order to get a true Einstein metric.

5.1. Recollection of deformation theory. The deformation theory for asymptotically symmetric metrics can be found in [2]. For be a Riemannian metric h on X , put

$$\Phi^g(h) = \text{Ric}^h + \frac{n+1}{2}h + (\delta^h)^*(\delta^g h + \frac{1}{2}d\text{tr}^g h).$$

It is shown in [2] that, provided $\text{Ric}^h < 0$ and $|\delta^g h - \frac{1}{2}d\text{tr}^g h| \rightarrow 0$,

$$\Phi^g(h) = 0 \Leftrightarrow \begin{cases} \text{Ric}^h + \frac{n+1}{2}h &= 0 \\ \delta^g h + \frac{1}{2}d\text{tr}^g h &= 0 \end{cases}$$

The first equation is of course the Einstein equation, and the other one is interpreted a gauge condition. Indeed, up to the action of a diffeomorphism, one can always assume that $\delta^g h + \frac{1}{2}d\text{tr}^g h = 0$ for Riemannian metrics close enough to g .

The differential of the operator Φ^g at the metric g is given by

$$\begin{aligned} d_g \Phi^g \dot{h} &= \frac{1}{2}(\nabla^g)^* \nabla^g \dot{h} - \overset{\circ}{\text{R}}^g \dot{h} \\ &\quad + \frac{1}{2}(\text{Ric}^g \circ \dot{h} + \dot{h} \circ \text{Ric}^g) + \frac{n+1}{2}\dot{h}, \end{aligned}$$

where the action of the curvature R on symmetric 2-tensors is given by

$$(\overset{\circ}{\text{R}}\dot{h})_{u,v} = \sum \dot{h}(\text{R}_{e_i, u} v, e_i)$$

for an orthonormal basis (e_i) of TX . If g is Einstein, we have the identity

$$\frac{1}{2}(\text{Ric}^g \circ \dot{h} + \dot{h} \circ \text{Ric}^g) + \frac{n+1}{2}\dot{h} = 0.$$

We are interested in the linearization of the equation $\Phi^{g_{\underline{\tau}}}(h) = 0$ at $h = g_{\underline{\tau}}$, which gives a formally self-adjoint operator. We will denote it by

$$L_{\underline{\tau}} = d_{g_{\underline{\tau}}} \Phi^{g_{\underline{\tau}}}.$$

5.2. Functional spaces. We recall the definition of weighted Hölder spaces in our specific setting. We must be careful to give a definition which is uniform with respect to $\underline{\tau}$. Remind from Lemma 4.4.2 that the metrics $g_{\underline{\tau}}$ have uniform geometry, and in particular a common lower bound ρ on their injectivity radius. Given $\alpha, \delta > 0$ we define a semi-norm for tensors \mathcal{T} on $X_{\underline{\tau}}^{\sharp}$ by the formula

$$\|\mathcal{T}\|_{\alpha, \delta} = \sup_{\substack{x, y \in X_{\underline{\tau}}^{\sharp} \\ \text{dist}_{g_{\underline{\tau}}}(x, y) < \rho}} w^{\sharp}(x)^{-\delta} \frac{|\mathcal{T}(x) - \mathcal{T}(y)|}{\text{dist}_{g_{\underline{\tau}}}(x, y)^{\alpha}}.$$

Notice that $|\mathcal{T}(x) - \mathcal{T}(y)|$ is defined by making a parallel transport of \mathcal{T} along the unique geodesic joining x and y so that we can measure the norm. (An equivalent definition would be to take the norm with respect to the standard metric $\sum (dx_i)^2$ in each ball constructed in Lemma 4.4.2). Also, by virtue of Lemma 4.5.1, the weight w^{\sharp} does not vary much on a small ball, say $\frac{1}{c}w^{\sharp}(x) \leq w^{\sharp}(y) \leq cw^{\sharp}(x)$ when $d_{g_{\underline{\tau}}}(x, y) < \rho$, for a constant c independent of $\underline{\tau}$, so that in the definition the choice of the precise point of the ball at which w^{\sharp} is evaluated is not important.

On the other hand, we have the C_{δ}^k -norm defined on tensors, by

$$\|\mathcal{T}\|_{C_{\delta}^k} = \sum_{j=0}^k \sup_{X^{\sharp}} (w^{\sharp})^{-\delta} |\nabla^j \mathcal{T}|$$

where ∇ is the Levi-Civita connection given by $g_{\underline{\tau}}$ and all the norms are taken w.r.t $g_{\underline{\tau}}$. Then the Hölder norm of a tensor is defined by

$$\|\mathcal{T}\|_{C_{\delta}^{k, \alpha}} = \|\mathcal{T}\|_{C_{\delta}^k} + \|\nabla^k \mathcal{T}\|_{\alpha, \delta}$$

By definition, the Hölder space $C_{\delta}^{k, \alpha}(X_{\underline{\tau}}^{\sharp})$ is the completion of the space of smooth tensors with finite Hölder norm.

From the uniform geometry stated in Lemma 4.4.2, one deduces immediately:

Lemma 5.2.1. *There exist a constant c , depending on k and δ , such that for any $\underline{\tau}$, one has the uniform local elliptic estimate*

$$\begin{aligned} \|\dot{h}\|_{C_{\delta}^{k+2, \alpha}} &\leq c(\|\dot{h}\|_{C_{\delta}^0} + \|L_{\underline{\tau}} \dot{h}\|_{C_{\delta}^{k, \alpha}}) \\ \|\dot{h}\|_{C_{\delta}^{1, \alpha}} &\leq c(\|\dot{h}\|_{C_{\delta}^0} + \|L_{\underline{\tau}} \dot{h}\|_{C_{\delta}^0}) \end{aligned}$$

□

Of course, one can also define Sobolev spaces. Morally, the L^2 functions on $X_{\underline{\tau}}^{\sharp}$ are the one decaying at least as $(w^{\sharp})^n$. For compatibility of notations, we define

$$L_{\delta}^{2, k} := (w^{\sharp})^{\delta-n} L^{2, k}.$$

Notice that with our notations, we have $L^{2, k} = L_n^{2, k}$, and $C_{\delta}^0 \subset L_{\delta'}^2$ as soon as $\delta' < \delta$. We shall need the following lemma for weights on the complex hyperbolic space itself.

Lemma 5.2.2. *On \mathbb{CH}^n , the horospherical function f satisfies $f^{\delta/2} \in L^2_{\delta'}$ for any $\delta' < \delta$ such that $\delta + \delta' < n$. The function \hat{f} defined in (4.22) satisfies the same property.*

Proof. It is a simple calculation. The defining function $1 - |z|^2$ in the ball model becomes $\frac{4u}{(1+u+\frac{|W|^2}{4})^2+v^2}$ in horospherical coordinates, so we have to check that the two integrals

$$A = \int u^\delta \left(\frac{u}{(1+u+\frac{|W|^2}{4})^2+v^2} \right)^{n-\delta'} \frac{dudv|dW|^{2n-2}}{u^{n+1}},$$

$$B = \int \hat{f}^\delta \left(\frac{u}{(1+u+\frac{|W|^2}{4})^2+v^2} \right)^{n-\delta'} \frac{dudv|dW|^{2n-2}}{u^{n+1}}$$

are convergent. The integrand for B is invariant under the inversion I_1 , so it is sufficient to check on B_1^+ , where it reduces basically to A . One has the inequalities

$$A \leq \int \frac{u^{\delta-\delta'-1}}{(1+u^2+v^2+\frac{|W|^4}{16})^{n-\delta'}} dudv|dW|^{2n-2}$$

$$\leq c \int \frac{u^{\delta-\delta'-1}}{(1+u^2+v^2)^{\frac{n+1}{2}-\delta'}} dudv \frac{|dW|^{2n-2}}{(1+|W|^4)^{n-\delta'}}$$

which is convergent under the assumption of the lemma. \square

5.3. Linear inverse. The analysis on asymptotically symmetric spaces is developed in [2] and we extract the following theorem.

Theorem 5.3.1 ([2]). *The operators*

$$L_{\underline{\tau}} : C_{\delta}^{k+2,\alpha}(X_{\underline{\tau}}^{\sharp}) \rightarrow C_{\delta}^{k,\alpha}(X_{\underline{\tau}}^{\sharp})$$

$$L_{\underline{\tau}} : L_{\delta}^{2,k+2}(X_{\underline{\tau}}^{\sharp}) \rightarrow L_{\delta}^{2,k}(X_{\underline{\tau}}^{\sharp})$$

are Fredholm for $0 < \delta < 2n$. Moreover, their kernel (and cokernel) do not depend on δ , and are identified to the L^2 -kernel (and cokernel) of $L_{\underline{\tau}}$.

Recall that the compatibility conditions (4.15), (4.16), (4.17) and (4.18) for the gluing parameter $\underline{\tau} = (\lambda_k^j, \tau_k^j)$ can be summarized by

$$\begin{cases} 0 < \lambda_0^j < \lambda_1^j < \tau_0^j < \tau_1^j < 1 \\ \tau_0^j = \tau_1^j/2, \text{ and } \lambda_0^j = (\lambda_1^j)^2 \\ \lambda_k^0 = \lambda_k^1 \end{cases} \quad \text{for } j, k = 0, 1. \quad (5.1)$$

We will now prove the following key Proposition.

Proposition 5.3.2. *Assume that the operator L_g on X has trivial L^2 -kernel. Given $\delta \in (0, n)$ and $\alpha \in (0, 1)$, there exists a constant $C > 0$ such that for all $\underline{\tau}$ small enough, verifying the compatibility conditions (5.1), we have*

$$C \|\dot{h}\|_{C_{\delta}^{2,\alpha}} \leq \|L_{\underline{\tau}} \dot{h}\|_{C_{\delta}^{0,\alpha}} \quad \forall \dot{h} \in C_{\delta}^{2,\alpha}(X_{\underline{\tau}}^{\sharp}).$$

The proposition may be true also for $n \leq \delta < 2n$, but we do not need that since our weight δ is small. The limitation comes from lemma 5.2.2.

Proof. By Lemma 5.2.1, it is sufficient to prove the existence of a uniform constant C such that

$$C\|\dot{h}\|_{C_\delta^0} \leq \|L_{\mathcal{T}}\dot{h}\|_{C_\delta^0} \quad \forall \dot{h} \in C_\delta^{2,\alpha}(X_{\mathcal{T}}^\#).$$

Assume that the proposition is not true. Then, there are sequences \mathcal{T}_i verifying (5.1) and h_i such that

$$\mathcal{T}_i \rightarrow 0, \quad \|h_i\|_{C_\delta^0} = 1, \quad \|L_{\mathcal{T}_i}h_i\|_{C_\delta^0} = \varepsilon_i \rightarrow 0. \quad (5.2)$$

Let $x_i \in X_{\mathcal{T}_i}^\#$ be a point at which $|(w^\#)^{-\delta}(x_i)h_i(x_i)| = 1$. (If x_i is on the boundary then choose an interior point such that $|(w^\#)^{-\delta}(x_i)h_i(x_i)| \rightarrow 1$). Up to extraction of a subsequence, there are basically two cases:

- (1) x_i converges to an interior point of X or the glued \mathbb{CH}^n (the limit of the $W_{\mathcal{T}_i}$), then we extract a nonzero solution h of $Lh = 0$ on X or \mathbb{CH}^n and prove that it cannot exist;
- (2) x_i converges to a boundary point, then there is a sequence of balls around x_i , with radius going to infinity, which converge to \mathbb{CH}^n : again we extract a nonzero solution of $Lh = 0$ on \mathbb{CH}^n and prove that it cannot exist.

Let us see that in detail.

In the first case, if the point x_i converges to an interior point $x \in X$, then on every compact of X we extract $h_i \rightarrow h$, weakly in $C^{1,\alpha}$ and strongly in C^0 . The bounds $|h_i| \leq (w^\#)^\delta$ and $|L_{\mathcal{T}_i}h_i| \leq \varepsilon_i(w^\#)^\delta$ give at the limit on X the conditions

$$L_g h = 0, \quad |h(x)| = w(x)^\delta, \quad h \in C_\delta^0.$$

By assumption the kernel of L_g is reduced to 0, thus we get a contradiction.

Still in the first case, if the point x_i converges to a point x of the limiting $\mathbb{CH}^n = \lim W_{\mathcal{T}_i}$, then on $W_{\mathcal{T}_i}$ (seen as a standard annulus $U_{(1/K_i, K_i)}$ inside \mathbb{CH}^n) the weight $w^\#$ coincides with $\mu_i \hat{f}^{1/2}$ for constants $\mu_i \rightarrow \infty$, so that we get the bounds

$$|\mu_i^{-\delta} h_i| \leq \hat{f}^{\delta/2} \quad \text{and} \quad |\mu_i^{-\delta} L_{\mathcal{T}_i} h_i| \leq \varepsilon_i \hat{f}^{\delta/2}. \quad (5.3)$$

Again, we extract $\mu_i^{-\delta} h_i \rightarrow h$ on \mathbb{CH}^n which is a nonzero solution of $Lh = 0$ on \mathbb{CH}^n with the bound $|h| \leq \hat{f}^{\delta/2}$. By Lemma 5.2.2, one has $h \in L_{\delta'}^2$ for $\delta' < \delta$, but L on \mathbb{CH}^n has no kernel in $L_{\delta'}^2$, so we get the contradiction.

In the second case, the idea is to extract (rescaled) h_i on larger and larger balls converging to \mathbb{CH}^n , but we must see how the weight is transformed. First consider the case where x_i goes to a point $p \in \partial X$ which is different from p_0 and p_1 . As in Section 4.2, we can use horospherical coordinates (u, v, W) near p , and the weight $w^\#$ gets mutually bounded with \sqrt{u} . Remind that in this model we have $D_\alpha = \partial B_\alpha^+ = \{(u + \frac{1}{4}|W|^2) + v^2 = \alpha^2\}$. Define $\alpha_i \rightarrow 0$ so that $x_i \in D_{\alpha_i}$, and, still in horospherical coordinates, pullback all the structure to $B_{\alpha_i}^+$ by the parabolic dilation $H_i = H_{\sqrt{\alpha_i}}$, which sends $B_{\alpha_i}^-$ (resp. B_1^+) to B_1^+ (resp. $B_{\alpha_i}^+$). Then $H_i^* u = \alpha_i u$ and $y_i = H_i^* x_i \in D_1$. Therefore the sequence $k_i = \alpha_i^{-\delta} H_i^* h_i$ on $B_{\alpha_i}^+$ satisfies

$$|k_i| \leq u^{\delta/2}, \quad |L_{H_i^* g_{\mathcal{T}_i}} k_i| \leq \varepsilon_i u^{\delta/2}, \quad |k_i(y_i)| = u(y_i)^{\delta/2},$$

where $y_i = H_i^{-1}(x_i) \in D_1$ and $H_i^* g_{\mathcal{H}_i}$ goes to the standard metric on $\mathbb{C}\mathcal{H}^n$. If y_i has a limit in the interior of D_1 , we extract from (k_i) a nonzero limit k such that $Lk = 0$ and $|k| \leq u^{\delta/2}$, therefore $k \in L_{\delta'}^2$ for $\delta' < \delta$ which is a contradiction. If again $y_i \in \partial B_1^+$ goes to the boundary of $\mathbb{C}\mathcal{H}^n$, we reproduce the same process of extraction using dilations from the limit point of y_i , but the difference is now that the pullbacked points of y_i will remain in a compact part of $\mathbb{C}\mathcal{H}^n$ and we can conclude in the same way. (One could avoid this double extraction by making a more clever choice of the center of the dilation).

The last case is when x_i tends to p_0 or p_1 . Let us see that more precisely. We see x_i as a point in $\widehat{X}_{\mathcal{T}} = X \setminus \bigcup_{k=0,1} B_{\sqrt{\lambda_0 \lambda_1}}(p_k)$ (see Section 3.2). Here one must be careful that λ_0 and λ_1 also depend on i , but we shall omit this dependence. For example, suppose that we are in the case $x_i \rightarrow p_0$. We identify a small half ball near p_0 with some B_c^+ in $\mathbb{C}\mathcal{H}^n$, as in Section 4. If x_i is outside the ball $B_{\lambda_1}^+$, then it is outside the region where the gluing is performed, and we can conclude as above. Suppose on the contrary that x_i belongs to the region $B_{\lambda_1}^+ - B_{\sqrt{\lambda_0 \lambda_1}}^+$. Then identify this region with an annulus $U_{(1/K_i, 1)} \subset \mathbb{C}\mathcal{H}^n$, with metric converging to the complex hyperbolic metric. The weight $w_{\mathcal{T}_i}^\sharp$ becomes $\mu_i \hat{f}^{1/2}$ for constants $\mu_i \rightarrow \infty$. So one can again conclude as in the beginning of the proof, distinguishing whether x_i converges to an interior point or a boundary point of $\mathbb{C}\mathcal{H}^n$. \square

5.4. Gluing Einstein metrics. Recall that there is an effective version of the contraction mapping theorem.

Proposition 5.4.1. *Let $S : \mathbb{E} \rightarrow \mathbb{E}$ be a smooth function on a Banach space $(\mathbb{E}, \|\cdot\|)$ such that $S(0) = 0$; assume that there exist constants $\alpha > 0$ and $\kappa \in (0, 1/2)$ such that*

$$\forall x, y \in \mathbb{E}, \quad \|x\|, \|y\| \leq \alpha \Rightarrow \|S(y) - S(x)\| \leq \kappa \|y - x\|.$$

Then, for every y in the open ball $B_{\alpha/2}(0)$, the equation $y = x + S(x)$ has a unique solution $x(y) \in B_\alpha(0)$.

Proof. Under these assumptions $x \mapsto y - S(x)$ maps the ball of radius α in \mathbb{E} to itself and is a contraction mapping there. These estimates for the fixed points follow immediately. \square

Here is the technical version of Theorem A in the Einstein case for $k = 1$. The case $k \in \mathbb{N}$ is a trivial generalization making multiple 1-handle surgeries, or by using iteratively Theorem 5.4.2 together with Proposition 5.5.4.

Theorem 5.4.2. *Fix a weight $\delta < 1$. Let (X, g) be an ACH Einstein manifold with $\ker_{L^2} L_g = 0$ and let $g_{\mathcal{T}}$ be the sequence of approximate Einstein metrics on X^\sharp (resp. X^\flat). Then, given $\alpha > 0$ small enough, the equation $\Phi^{g_{\mathcal{T}}}(g_{\mathcal{T}} + h) = 0$ has a unique solution such that $\|h\|_{C_\delta^{2,\alpha}} \leq \alpha$, for all \mathcal{T} small enough.*

Proof. For \mathcal{T} small enough, $L_{\mathcal{T}}$ admits an inverse $P_{\mathcal{T}} : C_\delta^\alpha \rightarrow C_\delta^{2,\alpha}$ with norm bounded independently of \mathcal{T} by Proposition 5.3.2.

Put

$$S_{\mathcal{T}}(h) = P_{\mathcal{T}}(\Phi^{g_{\mathcal{T}}}(g_{\mathcal{T}} + h) - \Phi^{g_{\mathcal{T}}}(g_{\mathcal{T}}) - L_{\mathcal{T}}h).$$

The operator $h \mapsto \Phi^{g_{\underline{\tau}}}(g_{\underline{\tau}} + h)$ is a natural nonlinear differential operator of order 2 in h and its derivatives, with linearization $L_{\underline{\tau}}$ at $h = 0$. From that it is easy to deduce that $S_{\underline{\tau}}$ verifies for some constant C

$$\|S_{\underline{\tau}}(h_1) - S_{\underline{\tau}}(h_2)\|_{C_{\delta}^{2,\alpha}} \leq C(\|h_1\|_{C_{\delta}^{2,\alpha}} + \|h_2\|_{C_{\delta}^{2,\alpha}})\|h_1 - h_2\|_{C_{\delta}^{2,\alpha}}$$

for all h_1, h_2 with $\|h_j\|_{C_{\delta}^{2,\alpha}} \leq 1$.

The equation $\Phi^{g_{\underline{\tau}}}(g_{\underline{\tau}} + h) = 0$ is equivalent to

$$h + S_{\underline{\tau}}h = -P_{\underline{\tau}}\Phi^{g_{\underline{\tau}}}(g_{\underline{\tau}}).$$

By Proposition 4.3.1, one has $\|\Phi^{g_{\underline{\tau}}}(g_{\underline{\tau}})\|_{C_{\delta}^{\alpha}} \rightarrow 0$ because $\delta < 1$; by Proposition 5.3.2 again, one then has $\|P_{\underline{\tau}}\Phi^{g_{\underline{\tau}}}(g_{\underline{\tau}})\|_{C_{\delta}^{2,\alpha}} \rightarrow 0$. Theorem 5.4.2 then follows from Proposition 5.4.1. \square

Remark 5.4.3. We apparently lost regularity in the theorem, since we started from an ACH Einstein metric with weight $\delta_0 = 1$, and we end with a slightly smaller weight $\delta < 1$. This is an artefact of the proof, and comes from the fact that we used only a rough approximate solution of the Einstein equation near the boundary. Nevertheless, the regularity can be regained a posteriori applying Proposition 4.1.2.

Now pass to the Kähler-Einstein case. We have seen in section 4.2.3 that if X is Kähler, then one can make the surgery so that $g_{\underline{\tau}}$ remains an ACH Kähler metric on the complex manifold $(\overline{X}_{\underline{\tau}}^{\sharp}, J_{\underline{\tau}})$. Moreover, by Proposition 4.3.1, the metrics $g_{\underline{\tau}}$ are not far from being Kähler-Einstein, in particular have negative Ricci. It then follows from [6] that there exists on $(X_{\underline{\tau}}^{\sharp}, J_{\underline{\tau}})$ a complete ACH Kähler-Einstein metric. One deduces immediately

Theorem 5.4.4. *If (X, g) is an ACH Kähler-Einstein manifold, then for all $\underline{\tau}$ small enough, $(X^{\sharp}, J_{\underline{\tau}})$ admits an ACH Kähler-Einstein metric.*

Instead of using Cheng-Yau's theorem, one can of course prove directly this result, using Proposition 5.3.2 restricted to Hermitian symmetric 2-tensors.

Note that no vanishing of obstruction is needed here. Indeed this is related to the fact (see below) that in the Kähler case, the obstructions reduce to the obstructions for deforming the complex structure.

We point out that this construction can be carried out in a similar way in the case of $\overline{X}_{\underline{\tau}}^{\flat}$. The only difference is that the complex structure $J_{\underline{\tau}}$ is now defined only up to sign. However the decomposition in Hermitian and skew-Hermitian tensors still makes sense. Thus, we get the following theorem.

Theorem 5.4.5. *If (X, g) is an ACH Kähler-Einstein manifold, then for all $\underline{\tau}$ small enough, $(X^{\flat}, \pm J_{\underline{\tau}})$ admits a locally ACH Kähler-Einstein metric.*

Remark 5.4.6. The examples of ACH Einstein manifolds produced by Theorem 5.4.5 are not complex. However they admit a double cover which is ACH Kähler-Einstein. Notice moreover that if the complex dimension n of X is even, then X^{\flat} is oriented, whereas if n is odd then X^{\flat} is non orientable.

5.5. Obstruction. In this section, we show that the gluing Theorem 5.4.2 can be used for a large class of ACH Einstein manifolds, and in particular prove Proposition B. The only assumption for the gluing is the vanishing of the obstruction.

In [2], the following result is proved thanks to a Weitzenböck formula:

Proposition 5.5.1. *If g is an ACH (or AH) Einstein metric with negative sectional curvature, then $\ker_{L^2} L_g = 0$.*

In particular, this proposition applies to the case of the real and complex hyperbolic space. More generally it shows that any Klein construction (for the real or complex case) gives an unobstructed Einstein metric.

The other vanishing result concerns Kähler-Einstein metrics. All strictly pseudoconvex domains of \mathbb{C}^n admits an ACH Kähler-Einstein metric, the Cheng-Yau metric. The following result shows that they are unobstructed for gluing.

Proposition 5.5.2. *Let (g, J) be an ACH Kähler-Einstein metric. Then $\ker L_g$ is identified to infinitesimal complex deformations which leave the CR boundary invariant.*

Proof. The argument is adapted from [1, p. 362-363], so we will be brief. Decompose a solution h of the equation $Lh = 0$ into its Hermitian part h_H and skew-Hermitian part h_S . It turns out that the operator $L = \nabla^* \nabla - 2R$ respects this splitting, so that we get

$$Lh_H = 0 \quad \text{and} \quad Lh_S = 0. \quad (5.4)$$

A Hermitian symmetric 2-tensor is the same as a (1,1)-form, and L is related to the De Rham Laplacian on (1,1)-forms by the formula

$$L = \Delta - \frac{s}{n} \quad \text{on} \quad \Omega^{1,1}$$

which obviously has trivial L^2 -kernel since $s < 0$.

On the other hand, a skew-Hermitian symmetric 2-tensor can be identified with a real symmetric endomorphism ϕ which anticommutes with J . Alternatively, ϕ may be considered as a $T^{1,0}$ -valued (0,1)-form. Now, the operator L is related to the $\bar{\partial}$ operator by the formula

$$Lh = (\bar{\partial}^* \bar{\partial} + \bar{\partial} \bar{\partial}^*) \phi \quad (5.5)$$

so that a L^2 -solution of $Lh = 0$ corresponds to a solution of

$$\bar{\partial} \phi = \bar{\partial}^* \phi = 0.$$

It follows that ϕ represents a symmetric infinitesimal deformation of the complex structure. On the other hand, any infinitesimal complex deformation of the complex structure of a Kähler-Einstein manifold with negative scalar curvature must be symmetric (see [8, Theorem 3.1]), and the proposition is proved. \square

Our last vanishing result is about dimension 4. In that case, the metric g may be self-dual. Then one has:

Proposition 5.5.3. *If (X^4, g) is an ACH (or AH) self-dual Einstein manifold, then $\ker_{L^2} L_g = 0$.*

Proof. We have to prove that there is no L^2 solution of the equation

$$Lh = \frac{1}{2}\nabla^*\nabla h - \overset{\circ}{R}h = 0.$$

On the trace part, we get

$$\frac{1}{2}\Delta \operatorname{tr} h - \frac{s}{4}\operatorname{tr} h = 0,$$

which implies $\operatorname{tr} h = 0$ since $s < 0$. Therefore we are reduced to trace free 2-tensors h . In dimension 4, there is an isomorphism

$$\Omega_+^2 X \otimes \Omega_-^2 X \xrightarrow{\sim} S_0^2 T^* X,$$

obtained by sending $\omega^+ \otimes \omega^-$ to the 2-tensor

$$(\omega^+ \omega^-)_{u,v} = \langle \omega^+(u), \omega^+(v) \rangle.$$

(Here we identify 2-forms with skew-Hermitian endomorphisms, by sending $u \wedge v$ to the morphism $w \mapsto \langle u, w \rangle v - \langle v, w \rangle u$). The advantage is to introduce the exterior differential

$$d_+ : \Omega^1 X \otimes \Omega_-^2 X \longrightarrow \Omega_+^2 X \otimes \Omega_-^2 X,$$

and we shall compare L with the Laplacian $d_+ d_+^*$.

Claim. If the metric is Einstein, then on trace free symmetric 2-tensors, one has

$$\frac{1}{2}\nabla^*\nabla - \overset{\circ}{R} = d_+ d_+^* - \overset{\circ}{W}_- - \frac{s}{12}. \quad (5.6)$$

The proposition follows immediately from the claim: if the metric is self-dual, then $\overset{\circ}{W}_- = 0$, and since $s < 0$, a solution of $Lh = 0$ must vanish.

There remains to prove the claim. One has the Weitzenböck formula on self-dual 2-forms with values in a bundle E with connection [4]:

$$2d_+ d_+^* = \nabla^*\nabla + \frac{s}{3} - 2W_+ + \mathfrak{R}_+^E,$$

where W_+ is the Weyl curvature operator acting on 2-forms, and \mathfrak{R}_+^E denotes some action of the self-dual part of the curvature of E . Here, remark that $E = \Omega_-^2$ is anti-self-dual because the metric is Einstein, so that this term disappears. From the decomposition (still on trace free tensors)

$$\overset{\circ}{R} = -\frac{s}{12} + \overset{\circ}{W}_+ + \overset{\circ}{W}_-,$$

we deduce

$$\frac{1}{2}\nabla^*\nabla - \overset{\circ}{R} = d_+ d_+^* - \frac{s}{12} - \overset{\circ}{W}_- + (W_+ - \overset{\circ}{W}_+),$$

so the claim is reduced to proving that $W_+ = \overset{\circ}{W}_+$ on trace free 2-tensors.

There is only one possible action of self-dual Weyl type tensors on trace free 2-tensors, so there is a constant α such that $W_+ = \alpha \overset{\circ}{W}_+$ on $S_0^2 T^* X$. In order to calculate α , it is sufficient to calculate an example. Let us look at a 4-dimensional Kähler manifold, with Kähler form ω , and constant holomorphic sectional curvature (e.g. $\mathbb{C}\mathcal{H}^2$). On one hand, one has

$$W_+(\omega) = \frac{s}{6}\omega.$$

On the other hand, complete the Kähler form $\omega = \omega_1$ into an orthogonal basis $(\omega_1, \omega_2, \omega_3)$ of Ω_+^2 with $|\omega_i| = \sqrt{2}$. In this basis, the Weyl tensor is diagonal with eigenvalues

$$\lambda_1 = \frac{s}{6}, \quad \lambda_2 = \lambda_3 = -\frac{s}{12}.$$

For any $\xi \in \Omega_-^2$, we wish to calculate

$$\begin{aligned} \overset{\circ}{W}_+(\omega\xi)_{u,v} &= \sum_{i=1}^4 \langle \omega W_{e_i,u}^+ v, \xi e_i \rangle \\ &= -\frac{1}{2} \sum_{i=1}^4 \sum_{j=1}^3 \lambda_j (\omega_j)_{e_i,u} \langle J\omega_j v, \xi e_i \rangle \\ &= \frac{1}{2} \sum_{j=1}^3 \lambda_j \langle J\omega_j v, \xi \omega_j u \rangle \\ &= -\frac{1}{2} \sum_{j=1}^3 \lambda_j \langle \omega_j J\omega_j v, \xi u \rangle \\ &= \frac{1}{2} (\lambda_1 - \lambda_2 - \lambda_3) \langle Jv, \xi u \rangle \\ &= \frac{s}{6} (\omega\xi)_{u,v}. \end{aligned}$$

Therefore

$$\overset{\circ}{W}_+(\omega\xi) = \frac{s}{6} \omega\xi$$

and $\alpha = 1$, which concludes the proof of the claim. \square

Finally we check that one can continue the surgeries with the metrics that we construct.

Proposition 5.5.4. *The metrics obtained in Theorem 5.4.2 or 5.4.4 by surgery from an unobstructed metric are unobstructed for $\underline{\tau}$ small enough.*

Proof. In the case of ACH Kähler-Einstein metric, we obtain an ACH Kähler-Einstein metric by Theorem 5.4.4 and the resulting metric is automatically unobstructed by Proposition B.

Let $g_{\underline{\tau}}^E = g_{\underline{\tau}} + h_{\underline{\tau}}$ be the metrics produced by Theorem 5.4.2 and put

$$L_{\underline{\tau}}^E := d_{g_{\underline{\tau}}^E} \Phi^{g_{\underline{\tau}}^E}.$$

For $\underline{\tau}$ small enough, $\|h_{\underline{\tau}}\|_{C_{\delta}^{2,\alpha}}$ becomes arbitrarily small. Therefore, we can assume that

$$\|(L_{\underline{\tau}} - L_{\underline{\tau}}^E)k\|_{C_{\delta}^{0,\alpha}} \leq \frac{C}{2} \|k\|_{C_{\delta}^{2,\alpha}}$$

for all k , where C is the constant of Proposition 5.3.2. Applying Proposition 5.3.2 we deduce

$$\frac{C}{2} \|k\|_{C_{\delta}^{2,\alpha}} \leq \|L_{\underline{\tau}}^E k\|_{C_{\delta}^{0,\alpha}}.$$

It follows that the metric $g_{\underline{\tau}}^E$ is unobstructed for every $\underline{\tau}$ small enough. \square

5.6. The ν invariant. In this section we prove Proposition C stated in the introduction, on the behavior of the ν invariant under surgery.

First suppose that the CR manifold (Y, J) arises as the conformal infinity of an ACH Einstein manifold (X, g) . Then, according to [3, Theorem 1.2],

$$\frac{1}{8\pi^2} \int (3|W_-|^2 - |W_+|^2 - \frac{1}{2}|\text{Ric}_0|^2 + \frac{1}{24}\text{Scal}^2) \text{vol}^g = \chi(X) - 3\tau(X) + \nu(Y). \quad (5.7)$$

Furthermore, the integrand in the left hand side vanishes for the complex hyperbolic metric.

There is a technical difficulty here, namely the previous formula is true only for metrics g coinciding with a formal Einstein metric with the same conformal infinity up to fourth order. So, in order to be able to use this formula, we need to refine the construction of the initial metric $g_{\underline{\tau}}$ in Section 4, with conformal infinity $J_{\underline{\tau}}$, so that it has a high order asymptotic expansion near the boundary. This amounts to replace the naive ansatz $\frac{du^2 + \eta^2}{u^2} + \frac{\gamma}{u}$ by the more complete formal Kähler-Einstein development constructed in Section 3 of [3]. This is possible because, using the normal form of Chern and Moser (see equation (4.6)), one can make a CR structure in dimension 3 coincide with the standard structure up to order 3 (the Cartan curvature is a fourth order invariant in the CR structure J); then a careful glance at the construction in Section 4 shows that one can control four terms in the development of $g_{\underline{\tau}}$, instead of just one if one only fixes the value of J at the point.

Assuming this, we can use the metrics $g_{\underline{\tau}}$ to calculate the invariant $\nu(J_{\underline{\tau}})$ via the formula 5.7. Taking the limit when $\underline{\tau} \rightarrow 0$, the LHS converges to the corresponding integral for the initial metric g . For the RHS, the signature is unchanged after surgery, but the Euler characteristic decreases by 1. Therefore we immediately obtain

$$\lim_{\underline{\tau} \rightarrow 0} \nu(J_{\underline{\tau}}) = \nu(J) + 1.$$

Now consider the case where (Y, J) is not a conformal infinity. One can nevertheless define the invariant ν by using a metric in a collar neighborhood, which is Kähler-Einstein up to high order. The equation (5.7) remains true, with an additional interior boundary term. One can then perform the same construction as above, and the result is proved.

Remark 5.6.1. It is important here to define $J_{\underline{\tau}}$ only after putting J in Chern-Moser's normal form. Indeed, the derivative of ν with respect to J depends on four derivatives, so with a less good choice, the invariants $\nu(J_{\underline{\tau}})$ would diverge when $\underline{\tau} \rightarrow 0$.

Remark 5.6.2. In the spherical case, there is of course no need to modify the CR structure J near the point at which the surgery is done. The resulting CR manifolds are spherical, and therefore the ν invariant is independent of the parameter $\underline{\tau}$. So one gets the equality

$$\nu(J_{\underline{\tau}}) = \nu(J) + 1.$$

REFERENCES

- [1] A. L. Besse. *Einstein manifolds*, volume 10 of *Ergebnisse der Mathematik und ihrer Grenzgebiete (3) [Results in Mathematics and Related Areas (3)]*. Springer-Verlag, Berlin, 1987.
- [2] O. Biquard. Métriques d'Einstein asymptotiquement symétriques. *Astérisque*, (265):vi+109, 2000.
- [3] O. Biquard and M. Herzlich. A Burns-Epstein invariant for ACHE 4-manifolds. *Duke Math. J.*, 126(1):53–100, 2005.
- [4] J.-P. Bourguignon and H. B. Lawson, Jr. Stability and isolation phenomena for Yang-Mills fields. *Comm. Math. Phys.*, 79(2):189–230, 1981.
- [5] D. M. J. Calderbank and M. A. Singer. Einstein metrics and complex singularities. *Invent. Math.*, 156(2):405–443, 2004.
- [6] S. Y. Cheng and S. T. Yau. On the existence of a complete Kähler metric on non-compact complex manifolds and the regularity of Fefferman's equation. *Comm. Pure Appl. Math.*, 33(4):507–544, 1980.
- [7] S. S. Chern and J. K. Moser. Real hypersurfaces in complex manifolds. *Acta Math.*, 133:219–271, 1974.
- [8] X. Dai, X. Wang, and G. Wei. On the stability of Kähler-Einstein metrics. [math.DG/0504527](https://arxiv.org/abs/math.DG/0504527).
- [9] C. L. Fefferman. Monge-Ampère equations, the Bergman kernel, and geometry of pseudoconvex domains. *Ann. of Math. (2)*, 103(2):395–416, 1976.
- [10] W. M. Goldman. *Complex hyperbolic geometry*. Oxford Mathematical Monographs. The Clarendon Press Oxford University Press, New York, 1999. Oxford Science Publications.
- [11] R. Mazzeo and F. Pacard. Maskit combinations of Poincaré-Einstein metrics. *Adv. Math.* To appear.
- [12] N. Mok and S.-T. Yau. Completeness of the Kähler-Einstein metric on bounded domains and the characterization of domains of holomorphy by curvature conditions. In *The mathematical heritage of Henri Poincaré, Part 1 (Bloomington, Ind., 1980)*, volume 39 of *Proc. Sympos. Pure Math.*, pages 41–59. Amer. Math. Soc., Providence, RI, 1983.

OLIVIER BIQUARD, INSTITUT DE RECHERCHE MATHÉMATIQUE AVANCÉE, UMR 7501
DU CNRS, STRASBOURG, FRANCE

E-mail address: `Olivier.Biquard@math.u-strasbg.fr`

YANN ROLLIN, IMPERIAL COLLEGE, LONDON, UK

E-mail address: `rollin@imperial.ac.uk`