

COUNTING TROPICAL ELLIPTIC PLANE CURVES WITH FIXED j -INVARIANT

MICHAEL KERBER AND HANNAH MARKWIG

ABSTRACT. In complex algebraic geometry, the problem of enumerating plane elliptic curves of given degree with fixed complex structure has been solved by R. Pandharipande [8] using Gromov-Witten theory. In this article we treat the tropical analogue of this problem, the determination of the number $E_{\text{trop}}(d)$ of tropical elliptic plane curves of degree d and fixed “tropical j -invariant” interpolating an appropriate number of points in general position and counted with multiplicities. We show that this number is independent of the position of the points and the value of the j -invariant and that it coincides with the number of complex elliptic curves (with j -invariant $j \notin \{0, 1728\}$).

The result can be used to simplify G. Mikhalkin’s algorithm to count curves via lattice paths (see [6]) in the case of rational plane curves.

1. INTRODUCTION

In classical algebraic geometry, the isomorphism class of an elliptic curve is given by its j -invariant. The enumeration of complex plane elliptic curves with fixed j -invariant using Gromov-Witten theory has been undertaken by R. Pandharipande [8]. He computed the number of elliptic curves of degree d through $3d - 1$ points and with fixed j -invariant to be $E(d, j) = \binom{d-1}{2} \cdot N(d)$ for $j \notin \{0, 1728\}$, where $N(d)$ denotes the number of irreducible rational curves of degree d interpolating $3d - 1$ points in general position (in case $j \in \{0, 1728\}$, the numbers differ by a factor, due to the presence of extra automorphisms).

In tropical geometry, the isomorphism class of an elliptic curve is determined by the (integer) length of its only cycle. This length, called tropical j -invariant, can be viewed as a tropical analogue of the j -invariant of an elliptic curve in classical algebraic geometry [7]. The tropical reformulation of the enumerative problem above is the enumeration of tropical curves of genus 1 and degree d with prescribed tropical j -invariant passing through a collection of $3d - 1$ points in \mathbb{R}^2 in tropical general position.

In this paper, we construct the moduli space of tropical elliptic curves as a weighted polyhedral complex. Furthermore, we define the multiplicity of a tropical elliptic curve with fixed j -invariant — similar to the case of tropical rational curves — as the absolute value of the determinant of the evaluation map times a weight of the moduli space. Then we define the number $E_{\text{trop}}(d)$ to be the number of tropical elliptic curves with fixed tropical j -invariant and interpolating $3d - 1$ given points in \mathbb{R}^2 , counted with multiplicities.

2000 *Mathematics Subject Classification*: Primary 14N35, 51M20, Secondary 14N10.

We prove that the numbers $E_{\text{trop}}(d)$ are independent of the choice of the j -invariant for all values $j \in \mathbb{R}_{\geq 0}$, without exceptional values for the j -invariant (which is different for the complex case). Therefore we can choose a special j -invariant to compute $E_{\text{trop}}(d)$. There are two possibilities to choose a special j -invariant such that we can relate the elliptic tropical curves with that j -invariant to rational tropical curves. One possibility is to choose a very large j -invariant, the other a very small j -invariant. We prove that an elliptic tropical curve with a very large j -invariant contains a contracted bounded edge in a way that its image in \mathbb{R}^2 can also be interpreted as rational tropical curve. In this way we can show that the numbers $E_{\text{trop}}(d)$ satisfy the equation

$$E_{\text{trop}}(d) = \binom{d-1}{2} \cdot N_{\text{trop}}(d), \quad (1)$$

where $N_{\text{trop}}(d)$ denotes the number of plane rational tropical curves of degree d through $3d - 1$ points, counted with multiplicities (see [6], definition 4.15). Since by G. Mikhalkin's Correspondence Theorem (see theorem 1 of [6]) the number of rational tropical curves $N_{\text{trop}}(d)$ coincides with its complex counterpart $N(d)$, it follows (using Pandharipande's result) that $E_{\text{trop}}(d) = E(d, j)$ for $j \notin \{0, 1728\}$. Hence our result leads to a "correspondence theorem" for elliptic curves with fixed j -invariant. It would be interesting to investigate whether there is also a direct correspondence as in G. Mikhalkin's theorem, that is, a bijection between the set of tropical elliptic curves with fixed j -invariant (with multiplicity) and the set of complex curves with fixed j -invariant (and which complex j -invariant corresponds to which tropical j -invariant). Also, it would be interesting to see why there is no such bijection in the cases where the complex j -invariant is $j \in \{0, 1728\}$.

The methods of our computation of $E_{\text{trop}}(d)$ using a very large j -invariant are analogous to Pandharipande's computation of the numbers $E(d, j)$ — we use moduli spaces of tropical elliptic curves and evaluation maps. But we can also compute $E_{\text{trop}}(d)$ as mentioned above in another way, using a very small j -invariant. Tropical curves with a very small j -invariant can be related to rational curves, too. Thus we can determine the number $E_{\text{trop}}(d)$ with the aid of G. Mikhalkin's lattice path count (see theorem 2 of [6]). The computation of $E_{\text{trop}}(d)$ using the very small j -invariant does not have a counterpart in complex algebraic geometry.

We think that our computation of $E_{\text{trop}}(d)$ gives new insights in tropical geometry. As the most important example, we want to mention here the construction of the moduli space of tropical elliptic curves. This space contains cells which are equipped with weights. For some cells these weights are not natural numbers but contain a factor of $\frac{1}{2}$. This happens due to the presence of "automorphisms"; we therefore think that our moduli space might be an example of a "tropical orbifold".

Furthermore, equating our two formulas to determine $E_{\text{trop}}(d)$ — the one using a very large j -invariant and the one using a very small j -invariant — we get a new formula to enumerate tropical rational curves. Combined with G. Mikhalkin's lattice path algorithm to count tropical curves (see theorem 2 of [6]), this leads to a new lattice path count for tropical rational curves, which has the advantage that fewer paths have to be taken into account (see corollary 7.2).

Note that, with some minor changes, many of our concepts can be carried over to curves on toric surfaces other than the projective plane, as G. Mikhalkin's correspondence theorem holds for these surfaces as well. But not all of our results can be

generalized to these surfaces, as e.g. corollary 7.2 has no counterpart for arbitrary toric surfaces, because the notion of column-wise Newton subdivision is lost (see remark 3.10 of [3]).

The paper is organized as follows: in section 2, we recall some basic definitions concerning abstract and plane tropical curves and their moduli. After that, we construct in section 3 the moduli space of tropical elliptic curves as a (fractional) weighted polyhedral complex. In section 4, we define tropical evaluation maps and use them to define multiplicities for elliptic curves with fixed j -invariant. Using these multiplicities, we prove in section 5 the independence of the numbers $E_{\text{trop}}(d)$ from the configuration of the given general points and the given value of the j -invariant. This independence is used in section 6 to compute the numbers $E_{\text{trop}}(d)$ and in section 7 to obtain our modified version of G. Mikhalkin’s algorithm to count rational plane curves via lattice paths.

We would like to thank Andreas Gathmann for his inspiring ideas and for numerous helpful discussions.

2. TROPICAL ELLIPTIC CURVES AND THEIR DUALS

We will define tropical curves almost in the same way as in [2], with the only difference that we allow curves of higher genus. Let us first introduce some notions concerning graphs and metric graphs that we will need. For more details on graphs, see definition 2.1 of [2]. A graph can have bounded as well as unbounded edges. We denote the set of vertices by Γ^0 and the set of edges by Γ^1 . The subset of Γ^1 of bounded edges is denoted by Γ_0^1 , and the subset of unbounded edges by Γ_∞^1 . Unbounded edges will also be called *ends*. A *flag* F of Γ is a pair (V, e) of a vertex V and an edge e starting at V . We will denote the edge e of a flag $F = (V, e)$ by $[F] = e$, and the vertex V by $\partial F = V$. We can think of a flag (V, e) as a “directed edge” pointing away from the vertex V . For a bounded edge e there are two flags F and F' with $[F] = e$, for an unbounded edge e there is only one flag F with $[F] = e$. We denote the set of flags of Γ by Γ' . Now assume Γ is a metric graph, i.e. all bounded edges e are equipped with a length $l(e)$ (they can be thought of as real intervals of length $l(e)$). Given a flag $F = (V, e)$ of a bounded (respectively unbounded) edge, we can parametrize e (using an affine map of slope ± 1 , i.e. a map of the form $t \mapsto c \pm t$) by an interval $[0, l(e)]$ (respectively, $[0, \infty)$), such that the vertex V is at 0. This parametrization will be called the *canonical parametrization* for F . The *genus* of a graph Γ is defined to be its first Betti number $g(\Gamma) := 1 - \#\Gamma^0 + \#\Gamma_0^1 = 1 - \dim H_0(\Gamma, \mathbb{Z}) + \dim H_1(\Gamma, \mathbb{Z})$.

Definition 2.1


An *abstract tropical curve* of genus g is a metric graph Γ of genus g whose vertices have valence at least 3. An *abstract n -marked tropical curve* of genus g is a tuple $(\Gamma, x_1, \dots, x_n)$ where Γ is an abstract tropical curve of genus g and $x_1, \dots, x_n \in \Gamma_\infty^1$ are distinct unbounded edges of Γ . We will refer to the x_i as marked ends or marked points (a reason why we call them marked points is given in remark 2.7 of [2]). Two abstract n -marked tropical curves $(\Gamma, x_1, \dots, x_n)$ and $(\tilde{\Gamma}, \tilde{x}_1, \dots, \tilde{x}_n)$ are called isomorphic (and will from now on be identified) if there is a homeomorphism $\Gamma \rightarrow \tilde{\Gamma}$ mapping x_i to \tilde{x}_i for all i and preserving the lengths of all bounded edges

(i.e. every edge of Γ is mapped bijectively onto an edge of $\tilde{\Gamma}$ by an affine map of slope ± 1).

The set of all isomorphism classes of connected n -marked tropical curves with exactly n unbounded edges and of genus g is called $\mathcal{M}_{\text{trop}, g, n}$.

Example 2.2

We want to determine the space $\mathcal{M}_{\text{trop}, 1, 1}$. An element of $\mathcal{M}_{\text{trop}, 1, 1}$ is an abstract tropical curve with one unbounded edge, and of genus 1. As no divalent vertices are allowed, such an abstract tropical curve consists of one bounded edge whose two endpoints are identified and glued to the unbounded edge.



These curves only differ in the length of their bounded edge, which has to be positive. Therefore $\mathcal{M}_{\text{trop}, 1, 1}$ is isomorphic to the open interval $(0, \infty)$. We define $\overline{\mathcal{M}}_{\text{trop}, 1, 1}$ to be the interval $[0, \infty)$. Following G. Mikhalkin, we call the length of the bounded edge — which is an inner invariant of the tropical elliptic curve — its tropical j -invariant, as it plays the role of the j -invariant of elliptic curves in algebraic geometry (see example 3.15 of [7], see also remark 2.6 and definition 4.2).

Definition 2.3

An n -marked plane tropical curve of genus g is a tuple $(\Gamma, h, x_1, \dots, x_n)$, where Γ is an abstract tropical curve of genus g , $x_1, \dots, x_n \in \Gamma_\infty^1$ are distinct unbounded edges of Γ , and $h : \Gamma \rightarrow \mathbb{R}^2$ is a continuous map satisfying:

- (i) On each edge of Γ the map h is of the form $h(t) = a + t \cdot v$ for some $a \in \mathbb{R}^2$ and $v \in \mathbb{Z}^2$ (i.e. “ h is affine linear with rational slope”). The integral vector v occurring in this equation if we pick for e the canonical parametrization with respect to a chosen flag F of e will be denoted $v(F)$ and called the *direction* of F .
- (ii) For every vertex V of Γ we have the *balancing condition*

$$\sum_{F \in \Gamma': \partial F = V} v(F) = 0.$$

- (iii) Each of the unbounded edges $x_1, \dots, x_n \in \Gamma_\infty^1$ is mapped to a point in \mathbb{R}^2 by h (i.e. $v(F) = 0$ for the corresponding flags).

Two n -marked plane tropical curves $(\Gamma, x_1, \dots, x_n, h)$ and $(\tilde{\Gamma}, \tilde{x}_1, \dots, \tilde{x}_n, \tilde{h})$ are called isomorphic (and will from now on be identified) if there is an isomorphism $\varphi : (\Gamma, x_1, \dots, x_n) \rightarrow (\tilde{\Gamma}, \tilde{x}_1, \dots, \tilde{x}_n)$ of the underlying abstract curves such that $\tilde{h} \circ \varphi = h$.

The *degree* of an n -marked plane tropical curve is defined to be the multiset $\Delta = \{v(F); [F] \in \Gamma_\infty^1 \setminus \{x_1, \dots, x_n\}\}$ of directions of its non-marked unbounded edges. If this degree consists of the vectors $(-1, 0)$, $(0, -1)$, $(1, 1)$ each d times then we simply say that the degree of the curve is d .

Remark 2.4

Note that the direction vector of a flag $F = (V, e)$ (if it is nonzero) can uniquely

be written as a product of a positive integer (called the weight $\omega(e)$ of the edge e) and a primitive integer vector called the primitive direction $u(F)$ of the flag F .

Definition 2.5

For all $n \geq 0$ and $d > 0$, we define $\mathcal{M}_{\text{trop}, 1, n}(d)$ to be the set of all isomorphism classes of connected plane tropical curves $(\Gamma, h, x_1, \dots, x_n)$ of degree d and genus $g \leq 1$.

Remark 2.6

Note that for a connected graph Γ the genus satisfies

$$g = 1 - \dim H_0(\Gamma, \mathbb{Z}) + \dim H_1(\Gamma, \mathbb{Z}) = \dim H_1(\Gamma, \mathbb{Z}).$$

Hence for a connected plane tropical curve of genus 1, we have $\dim H_1(\Gamma, \mathbb{Z}) = 1$, so there is one cycle which generates $H_1(\Gamma, \mathbb{Z})$. When we avoid to pass an edge twice in both directions, there is a unique way to choose a chain of flags around this cycle (up to direction - we can go two ways around the cycle; and up to starting point). In the following, we will therefore speak of “the cycle” of an element of $\mathcal{M}_{\text{trop}, 1, n}(d)$ of genus 1, meaning this chain of flags.

The *combinatorial type* of an abstract n -marked tropical curve $(\Gamma, x_1, \dots, x_n)$ is the homeomorphism class of Γ relative x_1, \dots, x_n (i.e. modulo homeomorphisms that map x_i to itself). We can think about it as the graph with the information of the length of the bounded edges dropped. The *combinatorial type* of a plane tropical curve $(\Gamma, h, x_1, \dots, x_n)$ is the combinatorial type of $(\Gamma, x_1, \dots, x_n)$ together with the directions $v(F)$ for all flags $F \in \Gamma'$. $\mathcal{M}_{\text{trop}, 1, n}^\alpha(d)$ is defined to be the subset of $\mathcal{M}_{\text{trop}, 1, n}(d)$ of tropical curves of combinatorial type α .

Definition 2.7

Let α be a combinatorial type in the space $\mathcal{M}_{\text{trop}, 1, n}(d)$. The *deficiency* $\text{def}(\alpha)$ is defined to be

$$\text{def}(\alpha) = \begin{cases} 2 & \text{if } g = 1 \text{ and the cycle is mapped to a point in } \mathbb{R}^2, \\ 1 & \text{if } g = 1 \text{ and the cycle is mapped to a line in } \mathbb{R}^2, \\ 0 & \text{otherwise.} \end{cases}$$

We will also speak of the deficiency $\text{def}(C)$ of a curve C .

Having defined elliptic tropical curves we now want to come to their dual Newton subdivisions.

Let V be an r -valent vertex of a plane tropical curve (Γ, h) (without markings) and let e_1, \dots, e_r be the counterclockwise enumerated edges adjacent to V . Draw in the \mathbb{Z}^2 -lattice an orthogonal line $L(e_i)$ of integer length $\omega(e_i)$ (where $\omega(e)$ denotes the weight of e , see remark 2.4) to $h(e_i)$, where $L(e_1)$ starts at any lattice point and $L(e_i)$ starts at the endpoint of $L(e_{i-1})$, and where by “integer length” we mean $\#(\mathbb{Z}^2 \cap L(e_i)) - 1$. The balancing condition tells us that we end up with a closed r -gon. If we do this for every vertex we end up with a polygon in \mathbb{Z}^2 that is divided into smaller polygons. The polygon is called the *Newton polygon* of the tropical curve, and the division the corresponding *Newton subdivision*. Note that the ends of the curve correspond to line segments on the boundary of the Newton polygon. The Newton polygon of a curve of degree d is the triangle Δ_d with vertices $(0, 0)$,

$(0, d)$ and $(d, 0)$. For more details on the dual Newton subdivision of a tropical curve, see [6], section 3.4.

Some properties of plane tropical curves can be read off from their dual picture. Here are some examples:

- (a) A plane tropical curve is called *simple* if its dual subdivision contains only triangles and parallelograms (see definition 4.2 of [6]). (This property can also be defined without using the dual language.)
- (b) The *genus* of a simple plane tropical curve (Γ, h) is equal to the number of lattice points of the subdivision contained in the interior of the Newton polytope minus the number of parallelograms (see lemma 4.6 of [6]).
- (c) Let V be a trivalent vertex of Γ and e_1, e_2, e_3 the edges adjacent to V . The *multiplicity* of V is defined to be the area of the parallelogram spanned by the two directions of e_1 and e_2 . (Due to the balancing condition this is independent of the choice of e_1 and e_2 .) It is equal to 2 times the area of the dual triangle (see definition 2.16 of [6]).
- (d) The *multiplicity* $\text{mult}(C)$ of a 3-valent tropical plane curve is the product over all multiplicities of the vertices. In the dual language, the multiplicity of a simple curve is the product over all double areas of triangles of the dual subdivision (see definition 4.15 of [6]).

For more details on dual Newton subdivisions, see for example [5], section 5.

3. THE MODULI SPACE OF TROPICAL ELLIPTIC CURVES

Let us study the space $\mathcal{M}_{\text{trop}, 1, n}(d)$. There are only finitely many combinatorial types in the space $\mathcal{M}_{\text{trop}, 1, n}(d)$ (analogously to 2.10 of [2]).

Lemma 3.1

For every combinatorial type α occurring in $\mathcal{M}_{\text{trop}, 1, n}(d)$ the space $\mathcal{M}_{\text{trop}, 1, n}^\alpha(d)$ is naturally an (unbounded) open convex polyhedron in a real vector space of dimension $2 + \#\Gamma_0^1$, that is a subset of a real vector space given by finitely many linear equations and finitely many linear strict inequalities. The dimension of $\mathcal{M}_{\text{trop}, 1, n}^\alpha(d)$ is equal to

$$\dim(\mathcal{M}_{\text{trop}, 1, n}^\alpha(d)) = 3d + n + g - 1 - \sum_{V \in \Gamma^0} (\text{val } V - 3) + \text{def}(\alpha)$$

Proof:

Fixing a combinatorial type means we fix the homeomorphism class of Γ and the directions of all flags. We do not fix the lengths $l(e)$ of the bounded edges. (Note that the length of an image $h(e) \subset \mathbb{R}^2$ is determined by $l(e)$ and the direction.) Also, we can move an image $h(\Gamma)$ in the whole plane. Choose a root vertex V of Γ . Two coordinates are given by the position of the image $h(V)$ in the plane. $\#\Gamma_0^1$ coordinates are given by the lengths of the bounded edges (which have to be positive). Hence we can embed $\mathcal{M}_{\text{trop}, 1, n}^\alpha(d)$ in $\mathbb{R}^{2 + \#\Gamma_0^1}$. Note that a graph with $3d + n$ unbounded edges and of genus 1 has $3d + n - \sum_{V \in \Gamma^0} (\text{val } V - 3)$ bounded edges, whereas a rational graph with $3d + n$ unbounded edges has $3d + n - 3 - \sum_{V \in \Gamma^0} (\text{val } V - 3)$ bounded edges (see for example [6], proof of 2.13). For a genus 1 curve C , the lengths of the bounded edges are not independent however, as some are contained in the cycle. So these lengths satisfy two conditions, namely that

their images have to close up a cycle in \mathbb{R}^2 . These conditions are only independent if $\text{def}(C) = 0$. If $\text{def}(C) = 1$ there is one independent equation, and if $\text{def}(C) = 2$ there is none. Hence the dimension of the polyhedron $\mathcal{M}_{\text{trop}, 1, n}^\alpha(d)$ in $\mathbb{R}^{2+\#\Gamma_0^1}$ is $2 + \#\Gamma_0^1 - 2 + \text{def}(C) = 3d + n - \sum_{V \in \Gamma^0} (\text{val } V - 3) + \text{def}(C)$. Note that the polyhedron is unbounded, because we can for example move the image of the root vertex in the whole plane. For rational curves, no equations have to be fulfilled and we have $\dim \mathcal{M}_{\text{trop}, 1, n}^\alpha(d) = 3d + n - 1 - \sum_{V \in \Gamma^0} (\text{val } V - 3)$. \square

Proposition 3.2

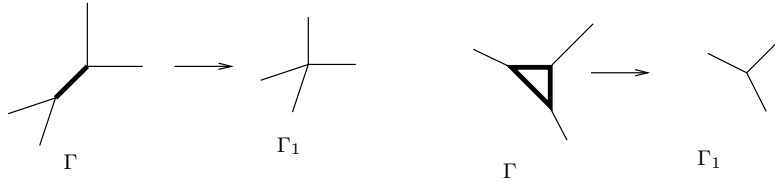
Let α be a combinatorial type occurring in $\mathcal{M}_{\text{trop}, 1, n}(d)$. Then every point in $\overline{\mathcal{M}}_{\text{trop}, 1, n}^\alpha(d)$ (where the closure is taken in $\mathbb{R}^{2+\#\Gamma_0^1}$, see lemma 3.1) can naturally be thought of as an element in $\mathcal{M}_{\text{trop}, 1, n}(d)$. The corresponding map

$$i_\alpha : \overline{\mathcal{M}}_{\text{trop}, 1, n}^\alpha(d) \rightarrow \mathcal{M}_{\text{trop}, 1, n}(d)$$

maps the boundary $\partial \mathcal{M}_{\text{trop}, 1, n}^\alpha(d)$ to a union of strata $\mathcal{M}_{\text{trop}, 1, n}^{\alpha'}(d)$ such that α' is a combinatorial type with fewer internal edges than α . Moreover, the restriction of i_α to any inverse image of such a stratum $\mathcal{M}_{\text{trop}, 1, n}^{\alpha'}(d)$ is an affine map.

Proof:

Note that by the proof of 3.1 a point in the boundary of the open polyhedron $\mathcal{M}_{\text{trop}, 1, n}^\alpha(d) \subset \mathbb{R}^{2+\#\Gamma_0^1}$ corresponds to a tuple $(\Gamma, h, x_1, \dots, x_n)$ where some edges e have length $l(e) = 0$. Such a curve is of a different combinatorial type then, because the homeomorphism class of the graph has changed. For all edges e with length $l(e) = 0$ the vertices ∂F and $\partial F'$ of the two flags F and F' with $[F] = [F'] = e$ are identified. We can as well remove the edges of length 0 then. Note that the balancing condition will be fulfilled at the new vertices. Two examples what this can look like are shown in the following picture. The edges which tend to have length zero when we move towards the boundary of the open polyhedron $\mathcal{M}_{\text{trop}, 1, n}^\alpha(d)$ are drawn in bold.



Let Γ_1 be the graph which is obtained by removing the edges of length 0. Note that Γ_1 has fewer bounded edges than Γ . The tuple $(\Gamma_1, h|_{\Gamma_1}, x_1, \dots, x_n)$ is a tropical curve again, possibly of a smaller genus than $(\Gamma, h, x_1, \dots, x_n)$. This shows that the points in the boundary $\partial \mathcal{M}_{\text{trop}, 1, n}^\alpha(d)$ can naturally be thought of as parametrized tropical curves in $\mathcal{M}_{\text{trop}, 1, n}(d)$ themselves. The combinatorial types α' that can occur in the boundary of $\mathcal{M}_{\text{trop}, 1, n}^\alpha(d)$, that is, in the image $i_\alpha(\partial \mathcal{M}_{\text{trop}, 1, n}^\alpha(d))$, have by construction fewer bounded edges than α . Finally, it is clear that the restriction of i_α to the inverse image of any stratum $\mathcal{M}_{\text{trop}, 1, n}^{\alpha'}(d)$ is an affine map since the affine structure on any stratum is given by the position of the curve in the plane and the lengths of the bounded edges. \square

Definition 3.3

We will say that a type α' appears *in the boundary* of another type α , if there is a point in $\partial\mathcal{M}_{\text{trop}, 1, n}^\alpha(d)$ that is identified with a curve of type α' (as in the proof of proposition 3.2).

Our aim is to define a slightly different moduli space $\mathcal{M}'_{\text{trop}, 1, n}(d)$, where the strata of dimension bigger than $3d + n$ are excluded and where we add a *weight* for each stratum. In fact, our moduli space should be something similar to an abstract tropical variety, a weighted polyhedral complex:

Definition 3.4

Let X_1, \dots, X_N be (possibly unbounded) open convex polyhedra in real vector spaces. A *polyhedral complex* with cells X_1, \dots, X_N is a topological space X together with continuous inclusion maps $i_k : \overline{X_k} \rightarrow X$ such that X is the disjoint union of the sets $i_k(X_k)$ and the “coordinate changing maps” $i_k^{-1} \circ i_l$ are linear (where defined) for all $k \neq l$. We will usually drop the inclusion maps i_k in the notation and say that the cells X_k are contained in X .

The *dimension* $\dim X$ of a polyhedral complex X is the maximum of the dimensions of its cells. We say that X is of *pure dimension* $\dim X$ if every cell is contained in the closure of a cell of dimension $\dim X$. A point of X is said to be *in general position* if it is contained in a cell of dimension $\dim X$. For a point P in general position, we denote the cell of dimension $\dim X$ in which it is contained by X_P .

A *weighted polyhedral complex* is a polyhedral complex such that there is a weight $\omega(X_i) \in \mathbb{Q}$ associated to each cell X_i of highest dimension.

We are now ready to define the moduli space $\mathcal{M}'_{\text{trop}, 1, n}(d)$, which is important for our methods:

Definition 3.5

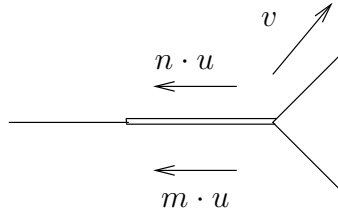
Remove the strata of dimension bigger than $3d + n$ from $\mathcal{M}_{\text{trop}, 1, n}(d)$. Also, remove the strata of rational curves which are not contained in the boundary of a genus 1 curve as in 3.3. Let α be a type such that $\dim \mathcal{M}_{\text{trop}, 1, n}^\alpha(d) = 3d + n$. We associate the following weights to the strata of dimension $3d + n$:

- (a) Assume $\text{def}(\alpha) = 0$, and the curves of type α are of genus 1. As we have already seen, the condition that the image of the cycle closes up in \mathbb{R}^2 is given by two independent linear equations a_1 and a_2 on the lengths of the bounded edges. We associate as weight the index of the map

$$\begin{pmatrix} a_1 \\ a_2 \end{pmatrix} : \mathbb{Z}^{2 + \#\Gamma_0^1} \rightarrow \mathbb{Z}^2.$$

(For more details on lattices, maps between vector spaces and lattices and their indices, see [9].)

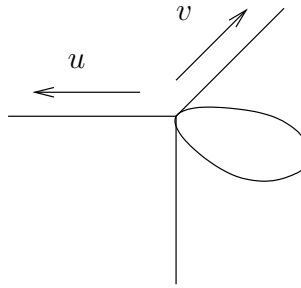
- (b) Assume $\text{def}(\alpha) = 1$. Assume first that the 4-valent vertex is adjacent to the cycle, that is, locally the curves look like the following picture:



In the notations above, $n \cdot u$, $m \cdot u$ and v denote the direction vectors of the corresponding edges (n and m are chosen such that their greatest common divisor is 1). If $n \neq m$, or if $n = m = 1$ and the cycle is formed by three edges due to the presence of a marked point, we associate the weight $|\det(u, v)|$. If $n = m = 1$ and no point is on the flat cycle, then we associate $\frac{1}{2}|\det(u, v)|$. (Due to the balancing condition this definition is not dependent of the choice of v .)

In case the 4-valent vertex is not adjacent to the cycle, we associate the weight 0.

- (c) Assume $\text{def}(\alpha) = 2$. Assume first that the 5-valent vertex is adjacent to the cycle, that is, locally the curves look like this:



where u and v denote the direction vectors of the corresponding edges. We associate the weight $\frac{1}{2}(|\det(u, v)| - 1)$. (Note that due to the balancing condition this definition is independent of the choice of u and v .) In the case that there are two 4-valent vertices or that the 5-valent vertex is not adjacent to the cycle, we associate the weight 0.

The strata of dimension $3d + n$ or less together with these weights for the strata of top dimension form the space $\mathcal{M}'_{\text{trop}, 1, n}(d)$, called the *moduli space of (relevant) elliptic tropical curves*.

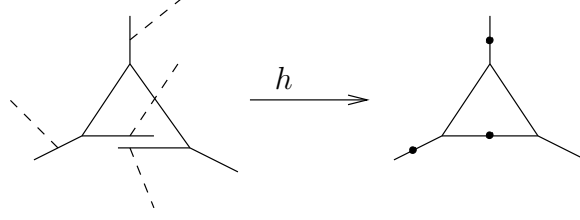
The reason to drop the cells of dimension bigger than $3d + n$ is that we want to construct later on a morphism to a polyhedral complex of the same dimension $3d + n$. The strata of dimension bigger than $3d + n$ would not be mapped injectively to the image. We will only be interested in strata which are mapped injectively, therefore the strata of dimension higher than $3d + n$ are not important to us and we can drop them.

Remark 3.6

Note that the definitions of weight do not depend on the choice of coordinates for the cell $\mathcal{M}'_{\text{trop}, 1, n}(d)$. This is clear for each case except the first one. In the first case, the two equations given by the cycle do not depend on the choice of a root vertex, they depend only on the choice of an order for the bounded edges. But this

corresponds to an isomorphism on $\mathbb{R}^{2+\#\Gamma_0^1}$ of determinant ± 1 , therefore the index of $\begin{pmatrix} a_1 \\ a_2 \end{pmatrix}$ does not depend on this choice.

The definition of the weights for the different strata seems somewhat unnatural. However, we will see that the weights are just the right ones for our proofs later on. The idea behind this definition is that we think of elliptic tropical curves as rational tropical curves with two additional marked points, whose images we require to coincide.

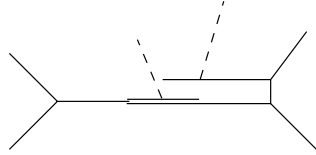


The space of rational curves with two additional marked points is of course bigger than the space of elliptic curves, but it contains the space of elliptic curves as the kernel of the map $a_1 \times a_2$. Note that the index of $a_1 \times a_2$ is equal to

$$\gcd(a_1) \cdot \gcd(a_2) \cdot \chi(\ker(a_1), \ker(a_2)),$$

where $\chi(\ker(a_1), \ker(a_2))$ denotes the index of the sublattice generated by $\ker(a_1) + \ker(a_2)$ in $\mathbb{Z}^{2+\#\Gamma_0^1}$ (see example 1.5 of [9]).

If $\text{def}(C) = 1$, the weight we choose is derived in the same way: we compute the multiplicity of a rational curve with two additional marked points.



Sometimes we included a factor of $\frac{1}{2}$ in our weights. It seems maybe unnatural to allow weights which are not natural numbers. But the factors of $\frac{1}{2}$ are only necessary when the cycle of the elliptic curve “allows automorphisms”: when it is a loop consisting of one edge with two non distinguishable orientations, or when it consists of two non distinguishable edges. Due to these factors we believe that the moduli space we construct here can be thought of as a “tropical orbifold”.

Lemma 3.7

The space $\mathcal{M}'_{\text{trop}, 1, n}(d)$ (defined in 3.5) is a weighted polyhedral complex of pure dimension $3d + n$.

Proof:

The cells are obviously the strata $\mathcal{M}^\alpha_{\text{trop}, 1, n}(d)$ corresponding to relevant types. By 3.1 they are open convex polyhedra. By proposition 3.2, their boundary is also contained in $\mathcal{M}'_{\text{trop}, 1, n}(d)$, and the coordinate changing maps are linear. By definition, the highest dimension of a relevant cell is $3d + n$. Furthermore, by definition each rational type which is contained in $\mathcal{M}^\alpha_{\text{trop}, 1, n}(d)$ is in the boundary of a type of genus 1. Each higher-valent vertex can be resolved to 3-valent vertices.

Therefore each type is contained in the boundary of a type of codimension 0. By definition, the strata of top dimension are equipped with weights as required. \square

4. THE MULTIPLICITY OF AN ELLIPTIC TROPICAL CURVE

We also want to define morphisms between weighted polyhedral complexes.

Definition 4.1

A *morphism* between two weighted polyhedral complexes X and Y is a continuous map $f : X \rightarrow Y$ such that for each cell $X_i \subset X$ the image $f(X_i)$ is contained in only one cell of Y , and $f|_{X_i}$ is a linear map (of polyhedra).

Assume $f : X \rightarrow Y$ is a morphism of weighted polyhedral complexes of the same pure dimension, and $P \in X$ is a point such that both P and $f(P)$ are in general position (in X resp. Y). Then locally around P the map f is a linear map between vector spaces of the same dimension. We define the *multiplicity* $\text{mult}_f(P)$ of f at P to be the absolute value of the determinant of this linear map times the weight of the cell X_P . Note that the multiplicity depends only on the cell X_P of X in which P lies. We will therefore also call it the multiplicity of f in this cell.

A point $Q \in Y$ is said to be *in f -general position* if Q is in general position in Y and all points of $f^{-1}(Q)$ are in general position in X . Note that the set of points in f -general position in Y is the complement of a subset of Y of dimension at most $\dim Y - 1$; in particular it is a dense open subset. Now if $Q \in Y$ is a point in f -general position we define the *degree* of f at Q to be

$$\deg_f(Q) := \sum_{P \in f^{-1}(Q)} \text{mult}_f(P).$$

Note that this sum is indeed finite: first of all there are only finitely many cells in X . Moreover, in each cell (of maximal dimension) of X where f is not injective (i.e. where there might be infinitely many inverse image points of Q) the determinant of f is zero and hence so is the multiplicity for all points in this cell.

Moreover, since X and Y are of the same pure dimension, the cones of X on which f is not injective are mapped to a locus of codimension at least 1 in Y . Thus the set of points in f -general position away from this locus is also a dense open subset of Y , and for all points in this locus we have that not only the sum above but indeed the fiber of Q is finite.

Note that the definition of multiplicity $\text{mult}_f(P)$ in general depends on the coordinates we choose for the cells. However, we will use this definition only for the morphism $\text{ev} \times j$ (see 4.2) for which the absolute value of the determinant does not depend on the chosen coordinates, if they are chosen in a natural way (in our case this means we choose a lattice basis of the space $\mathcal{M}_{\text{trop}, 1, n}^\alpha(d) \subset \mathbb{R}^{1+\#\Gamma_0^1}$, see remark 4.7).

The following maps will be important to count elliptic curves:

Definition 4.2

Let

$$\text{ev}_i : \mathcal{M}'_{\text{trop}, 1, n}(d) \rightarrow \mathbb{R}^2, (\Gamma, h, x_1, \dots, x_n) \mapsto h(x_i)$$

denote the i -th evaluation map. By $\text{ev} = \text{ev}_1 \times \dots \times \text{ev}_n$ we denote the combination of all n evaluation maps.

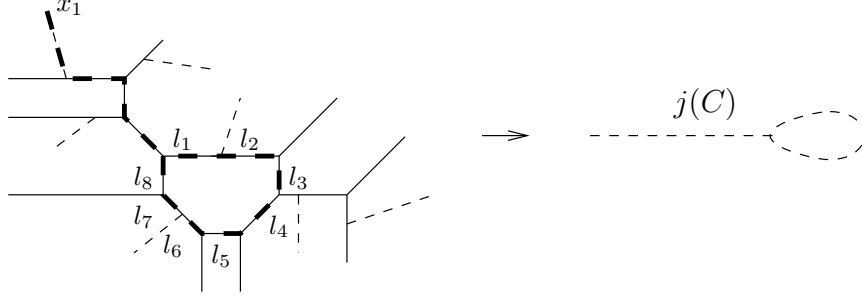
If C is an elliptic curve, let Γ_1 be the minimal connected subgraph of genus 1 of Γ that contains the unbounded edge x_1 . Note that Γ_1 cannot contain vertices of valence 1. So if we “straighten” the graph Γ_1 at all 2-valent vertices (that is we replace the two adjacent edges and the vertex by one edge whose length is the sum of the lengths of the original edges) then we obtain an element of $\overline{\mathcal{M}}_{\text{trop}, 1, 1} = [0, \infty)$ that we denote by $j(C)$. (For an elliptic curve, $j(C) \neq 0$.) If C is rational, we define $j(C) = 0 \in \overline{\mathcal{M}}_{\text{trop}, 1, 1} = [0, \infty)$. We call $j(C)$ the *tropical j -invariant* of C .

A combination of these maps yields

$$\text{ev} \times j : \mathcal{M}'_{\text{trop}, 1, n}(d) \rightarrow \mathbb{R}^{2n} \times \overline{\mathcal{M}}_{\text{trop}, 1, 1}.$$

Example 4.3

The following picture shows an elliptic curve C . The marked points are drawn as dotted lines. The subgraph Γ_1 is indicated with a bold dotted line. The image $j(C)$ is an abstract tropical curve where the cycle has length $l_1 + l_2 + \dots + l_8$.



Lemma 4.4

The map $\text{ev} \times j$ restricted to a stratum $\mathcal{M}_{\text{trop}, 1, n}^\alpha(d)$ is a linear map.

Proof:

The coordinates on $\mathcal{M}_{\text{trop}, 1, n}^\alpha(d)$ are by 3.1 given by a root vertex V and an order on the bounded edges. Of course, these coordinates do not need to be independent, but if they are not, they fulfill a linear condition themselves. As Γ is connected, we can reach x_i from the root vertex V by a chain of flags F , such that $[F]$ is a bounded edge. Then the position of $h(x_i)$ is given as a sum

$$h(V) + \sum_F v(F) \cdot l([F]),$$

where the summation goes over all flags F in the chain. Hence the position $h(x_i)$ is given by two linear expressions in the coordinates of $\mathcal{M}_{\text{trop}, 1, n}^\alpha(d)$. The length of the bounded edge of $j(C)$ is by definition given as the sum of the lengths of all bounded edges contained in the cycle of Γ_1 that we straightened to get $j(C)$. \square

Lemma 4.5

Let $n = 3d - 1$. Then the map $\text{ev} \times j$ is a morphism of weighted polyhedral complexes of the same dimension.

Proof:

The space $\mathcal{M}'_{\text{trop}, 1, n}(d)$ is a weighted polyhedral complex of dimension $3d + n = 3d + 3d - 1 = 6d - 1$ by 3.7. The space $\mathbb{R}^{2n} \times \overline{\mathcal{M}}_{\text{trop}, 1, 1}$ is by 2.2 isomorphic to $\mathbb{R}^{2n} \times [0, \infty)$. This is obviously a polyhedral complex with only one cell, and we can make it weighted by associating the weight 1 to this cell. Its dimension is $2n + 1 = 2(3d - 1) + 1 = 6d - 1$, too. The map $\text{ev} \times j$ restricted to a cell of the weighted polyhedral complex $\mathcal{M}'_{\text{trop}, 1, n}(d)$ is linear by 4.4. Furthermore, it maps each cell into the one cell of the space $\mathbb{R}^{2n} \times \overline{\mathcal{M}}_{\text{trop}, 1, 1}$. \square

We will from now on assume that $n = 3d - 1$, in order to have a morphism between polyhedral complexes of the same dimension.

Remark 4.6

Fix n points p_1, \dots, p_n and a j -invariant l in $\text{ev} \times j$ -general position (see definition 4.1). Then determine the set of tropical elliptic curves $(\text{ev} \times j)^{-1}(p_1, \dots, p_n, l)$ which pass through the points and have j -invariant l . We count each such elliptic curve with its $\text{ev} \times j$ -multiplicity, that is, we determine $\deg_{\text{ev} \times j}((p_1, \dots, p_n, l))$. Define $E_{\text{trop}}(d) = \deg_{\text{ev} \times j}((p_1, \dots, p_n, l))$ to be the *number of tropical elliptic curves through $3d - 1$ points in general position and with fixed j -invariant*. Our aim is to show that this definition does not depend on the choice of (p_1, \dots, p_n, l) . This statement will be shown in theorem 5.1.

Remark 4.7

Given a stratum $\mathcal{M}^{\alpha}_{\text{trop}, 1, n}(d)$ of top dimension we choose a lattice basis of the space $\mathcal{M}^{\alpha}_{\text{trop}, 1, n}(d)$ in $\mathbb{R}^{2+\#\Gamma_0^1}$, which contains the lattice $\mathbb{Z}^{2+\#\Gamma_0^1}$. (For $\mathbb{R}^{2+\#\Gamma_0^1}$, we choose natural coordinates given by a root vertex and an order of the bounded edges.) With this choice, we can compute a matrix representation of $\text{ev} \times j$ and hence compute its determinant. We claim that the absolute value of this determinant (and thus, the $\text{ev} \times j$ -multiplicity) does not depend on the choices we made. To see this, note first that a different choice of the root vertex or the order of the bounded edges corresponds to a basis change of determinant ± 1 (see remark 3.2 of [2]). If we choose a different lattice basis for $\mathcal{M}^{\alpha}_{\text{trop}, 1, n}(d)$, then we have to multiply the matrix of $\text{ev} \times j$ with the basis change matrix. But as this is a basis change of lattice bases, it is of determinant ± 1 and does therefore not change the absolute value of the determinant of $\text{ev} \times j$.

The following remark helps us to determine $\text{mult}_C(\text{ev} \times j)$ in some cases:

Remark 4.8

Let α be a type of 3-valent genus 1 curves with $\text{def}(\alpha) = 0$. We want to determine the multiplicity of $\text{ev} \times j$ in the stratum $\mathcal{M}^{\alpha}_{\text{trop}, 1, n}(d)$. By definition, it is equal to the absolute value of the determinant of $\text{ev} \times j$ times the weight of the cell $\mathcal{M}^{\alpha}_{\text{trop}, 1, n}(d)$. The weight of the cell is defined to be the index of the lattice map $\begin{pmatrix} a_1 \\ a_2 \end{pmatrix}$, where a_1 and a_2 denote the two equations given by the cycle (see 3.5). To compute the $\text{ev} \times j$ -multiplicity, we need to compute this weight, and then a matrix representation of $\text{ev} \times j$ restricted to $\ker(a_1) \cap \ker(a_2)$. To get this matrix representation, we need a lattice basis of the subspace $\mathcal{M}^{\alpha}_{\text{trop}, 1, n}(d) \subset \mathbb{R}^{2+\#\Gamma_0^1}$. However, lattice bases are in general not easy to determine. We can instead use example 1.7

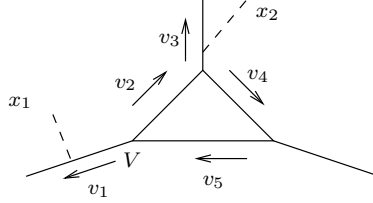
of [9]. It states that $|\det(\text{ev} \times j)|$ times the lattice index is equal to the absolute value of the determinant of the map

$$\text{ev} \times j \times a_1 \times a_2 : \mathbb{R}^{2+\#\Gamma_0^1} \rightarrow \mathbb{R}^{6d-2} \times \overline{\mathcal{M}}_{\text{trop}, 1,1} \times \mathbb{R}^2$$

(where ev and j denote here matrix representations of ev respectively j in the coordinates given by the root vertex and the lengths of all bounded edges). This map goes from the space $\mathbb{R}^{2+\#\Gamma_0^1}$ which surrounds $\mathcal{M}_{\text{trop}, 1,n}^\alpha(d)$. More precisely, $\mathcal{M}_{\text{trop}, 1,n}^\alpha(d)$ is equal to $\ker(a_1) \cap \ker(a_2) \subset \mathbb{R}^{2+\#\Gamma_0^1}$. The bigger space $\mathbb{R}^{2+\#\Gamma_0^1}$ does not parametrize tropical curves, as the length coordinates of a general vector of $\mathbb{R}^{2+\#\Gamma_0^1}$ do not need to fulfill the conditions given by the cycle. But (after choosing coordinates and chains of flags from the root vertex to each marked point) we can still write down the matrix of $\text{ev} \times j \times a_1 \times a_2$. Note that while the matrix does depend on the choices we make, the absolute value of the determinant does not (see remark 4.65 of [5]). That is, to compute the multiplicity of $\text{ev} \times j$ in $\mathcal{M}_{\text{trop}, 1,n}^\alpha(d)$, we can write down a matrix representation for the map $\text{ev} \times j \times a_1 \times a_2$ and compute its determinant. In the following, we will denote the map by $\text{ev} \times j \times a_1 \times a_2$, even though it is not uniquely determined by this term. It depends on the chosen matrix representation, that is, on the chosen chains of flags. We will keep in mind that $|\det(\text{ev} \times j \times a_1 \times a_2)|$ is uniquely determined, though.

Example 4.9

Compute $|\det(\text{ev} \times j \times a_1 \times a_2)|$ for the following (local) picture of an elliptic curve.



Let V be the root vertex. We choose the following chains of flags: for x_1 , we pass v_1 . For x_2 , we pass v_2 and v_3 . For $a_1 \times a_2$, we pass v_2 , v_4 and v_5 . Then the matrix reads:

$$\begin{pmatrix} E_2 & v_1 & 0 & 0 & 0 & 0 \\ E_2 & 0 & v_2 & v_3 & 0 & 0 \\ 0 & 0 & v_2 & 0 & v_4 & v_5 \\ 0 & 0 & 1 & 0 & 1 & 1 \end{pmatrix}$$

Each row except the last represent two rows, the first column represents two columns. E_2 stands for the 2×2 unit matrix.

We add four other statements that help to determine the $\text{ev} \times j$ -multiplicity in some cases:

Lemma 4.10

Let $\text{def}(C) = 2$, that is, C contains a contracted loop. C' denotes the rational curve which arises from C if we remove the loop.

If the vertex V to which the loop is adjacent is 5-valent, then

$$\text{mult}_{\text{ev} \times j}(C) = \frac{1}{2}(\text{mult}(V) - 1) \cdot \text{mult}(C'),$$

where $\text{mult}(V)$ denotes the multiplicity of the vertex V of C' from which the loop was removed and $\text{mult}(C')$ denotes the multiplicity of the tropical curve C' .

Else the $\text{ev} \times j$ -multiplicity of C is 0.

Proof:

To determine a matrix representation for $\text{ev} \times j$, we do not have to consider equations given by the cycle and lattice bases — the lengths of the bounded edges are independent. That is, we can choose a root vertex and an order of the bounded edges and write down the matrix of $\text{ev} \times j$ with respect to this basis. Note that in the j -row there is just one unit at the coordinate of the contracted edge, as no other edge is contained in the cycle. To compute the determinant, we can therefore remove this last line and the column of the coordinate of the contracted edge which forms the cycle. The remaining matrix consists of the evaluation maps in the $3d - 1$ marked points, and it does not take the contracted edge into account. That is, this matrix describes the evaluation in the marked points of the rational curve C' which arises when we remove the contracted edge. Proposition 3.8 of [2] tells us that the determinant of this matrix is equal to the multiplicity of the rational curve C' . To determine the $\text{ev} \times j$ -multiplicity, we also have to multiply with the weight of the stratum in which C lies. The only case where the weight is non-zero is 3.5(c), so we can assume that the contracted loop is adjacent to a 5-valent vertex V , and denote the direction vectors of two of the other adjacent edges by u and v . Then the weight of the stratum is $\frac{1}{2}(|\det(u, v)| - 1)$ by definition. If we remove the loop and consider the rational curve C' , then this weight is equal to $\frac{1}{2}(\text{mult}(V) - 1)$, where $\text{mult}(V)$ denotes the multiplicity of the vertex V to which the contracted loop was adjacent. \square

Lemma 4.11

Let C be a (3-valent) curve with a contracted bounded edge e , which is not a loop. Let C' denote the rational curve that arises if we remove e and straighten the two 2-valent vertices V_1 and V_2 emerging like this. Let u denote the direction of a remaining edge adjacent to V_1 , and let v denote the direction of a remaining edge adjacent to V_2 .

If e is part of the cycle, then

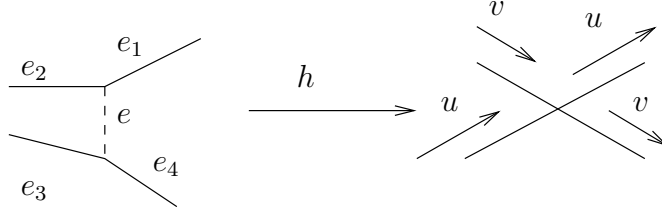
$$\text{mult}_{\text{ev} \times j}(C) = |\det(u, v)| \cdot \text{mult}(C').$$

Else the $\text{ev} \times j$ -multiplicity of C is 0.

Proof:

We assumed that the contracted bounded edge e is adjacent to two different 3-valent vertices. (These vertices have to be 3-valent, as we only compute the $\text{ev} \times j$ -multiplicity in strata of top dimension.)

The balancing condition implies that at each of these two vertices the two other adjacent edges are mapped to opposite directions:



We are going to use remark 4.8 to compute the $\text{ev} \times j$ -multiplicity, that is, we use a matrix representation of $\text{ev} \times j \times a_1 \times a_2$, where a_1 and a_2 denote the two equations of the cycle. If e is not part of the cycle its length is a coordinate which is needed neither for the evaluations nor for the map j , so we get determinant 0. Assume now that e is part of the cycle. Then e is only needed for the map j , as it is contracted by h it is not needed to describe a position of the image of a marked point. That is, in the column for e , we have a 1 at the row of the map j and 0 in every other row. In the matrix of $\text{ev} \times j \times a_1 \times a_2$, we can choose a chain of flags to each marked point which avoids the edge e . This is possible, as e is contained in the cycle. In the two equations a_1 and a_2 , exactly one of the edges e_1 and e_2 will take part, and also exactly one of the edges e_3 and e_4 . Assume without loss of generality that e_1 and e_3 are part of the cycle. If e_1 is used in a chain of flags to a marked point, then also e_2 , and if e_3 , then also e_4 . Let l_i denote the length of e_i , and l denote the length of e . Assume that the directions are as labelled in the picture. Then the $\text{ev} \times j \times a_1 \times a_2$ -matrix looks like this:

	$h(V)$	l_1	l_2	l_3	l_4	l	other edges
marked points using neither of the e_i	E_2	0	0	0	0	0	*
marked point using e_1	E_2	u	u	0	0	0	*
marked points using e_3	E_2	0	0	v	v	0	*
a_1, a_2	0	u	0	v	0	0	*
coordinate of $\overline{\mathcal{M}}_{\text{trop}, 1,1}$	0	1	0	1	0	1	*

We perform the following operations which do not change the absolute value of the determinant: we delete the last row and the l -column. We subtract the l_2 -column from the l_1 -column and we change the place of the l_1 -column: it shall appear as first column. Then, we subtract the l_4 -column from the l_3 -column and move the l_3 -column to the second place. At last, we put the two rows a_1 and a_2 to the beginning. After these operations the matrix looks like this:

	l_1	l_3	$h(V)$	l_2	l_4	other edges
a_1, a_2	u	v	0	0	0	*
marked points using neither of the e_i	0	0	E_2	0	0	*
marked point using e_1	0	0	E_2	u	0	*
marked points using e_3	0	0	E_2	0	v	*

Note that this matrix is now a block matrix with a 2×2 block on the top left, and a block that we will denote by A on the bottom right. That is, its determinant is equal to $\det(u, v) \cdot \det A$. Now A is the matrix of the evaluation map in the $3d - 1$ marked points of the rational curve C' which arises from C when we remove

the contracted bounded edge e and straighten the two bounded edges e_1 and e_2 as well as the two bounded edges e_3 and e_4 to one edge. As before, proposition 3.8 of [2] tells us that $|\det A| = \text{mult}(C')$. That is, the $\text{ev} \times j$ -multiplicity of C is equal to $|\det(u, v)|$ times the multiplicity of the rational curve C' which arises after removing the contracted edge and straightening the adjacent edges. Our argument here assumes that the edges e_1, \dots, e_4 are all bounded. However, we can prove the same if some of these edges are not bounded. Their lengths do not appear as coordinates then, but also there cannot be marked points behind unbounded edges. \square

Lemma 4.12

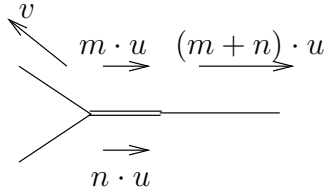
Let C be a curve with a flat cycle (that is, $\text{def}(C) = 1$) which is not adjacent to a marked point. If there is no 4-valent vertex adjacent to the flat cycle, then $\text{mult}_{\text{ev} \times j}(C) = 0$. Else, with the notations as in the picture below, we have

$$\text{mult}_{\text{ev} \times j}(C) = \begin{cases} (m+n) \cdot |\det(u, v)| \cdot \text{mult}(C') & \text{if } m \neq n \\ |\det(u, v)| \cdot \text{mult}(C') & \text{if } m = n = 1 \end{cases}$$

where C' denotes the rational curve that arises if we glue the two edges that form the cycle to one edge of direction $(m+n) \cdot u$ and straighten the 2-valent vertex emerging like this.

Proof:

The following picture shows the flat cycle of the curve C . We choose m and n such that $\text{gcd}(m, n) = 1$.



To determine the matrix of $\text{ev} \times j$, we need a lattice basis of $\mathcal{M}_{\text{trop}, 1, n}^\alpha(d)$. As the equations of the cycle are given by $l_1 \cdot m \cdot u - l_2 \cdot n \cdot u$, we can choose unit vectors for all coordinates except l_1 and l_2 , plus the vector with n at the l_1 -coordinate and m at the l_2 -coordinate. As $\text{gcd}(m, n) = 1$, this is a lattice basis. The j -invariant of C is given by $l_1 + l_2$. That is, in the j -row of the matrix, we have only zeros except for the column which belongs to the vector with n at l_1 and m at l_2 , there we have the entry $m+n$. But then we can delete the j -row and this column. The determinant we want to compute is equal to $(m+n)$ times the determinant of the matrix which arises after deleting. This matrix can easily be seen to be the matrix of evaluating the points of the rational curve C' which arises after identifying the two edges which form the cycle. Due to [2] proposition 3.8, its determinant is equal to $\text{mult}(C')$. The factor of $|\det(u, v)|$ (respectively, $\frac{1}{2} \cdot |\det(u, v)|$ if $n = m = 1$) has to be included, because this is by definition 3.5 (b) the weight of the stratum $\mathcal{M}_{\text{trop}, 1, n}^\alpha(d)$. \square

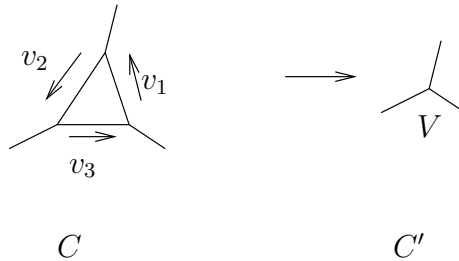
Lemma 4.13

Let C be a curve with $\text{def}(C) = 0$ and such that the cycle is formed by 3 edges.

Then $\text{mult}_{\text{ev} \times j}(C) = \text{mult}(V) \cdot \text{mult}(C')$, where C' is the rational curve which arises when we shrink the cycle to a vertex V .

Proof:

We compute the $\text{ev} \times j$ -multiplicity of C using remark 4.8. That is, we compute the determinant of the matrix $\text{ev} \times j \times a_1 \times a_2$, where a_1 and a_2 denote the two equations of the cycle. The following picture shows the curve locally around the cycle and fixes a labeling of the adjacent edges:



Note that the matrix $\text{ev} \times j \times a_1 \times a_2$ has a block form with a 0 block on the bottom left, because the equations of the cycle and the j -invariant only need the three length coordinates of v_1 , v_2 and v_3 . The block on the top left is just the evaluation of the rational curve C' at the marked points — hence by [2] proposition 3.8, its determinant is equal to $\text{mult}(C')$. So $\text{mult}_{\text{ev} \times j}(C)$ is equal to $\text{mult}(C')$ times the absolute value of the determinant of the matrix

$$\begin{pmatrix} 1 & 1 & 1 \\ v_1 & v_2 & v_3 \end{pmatrix}$$

where the last row stands for the two rows given by the equation of the cycle. The absolute value of this determinant can be computed to be $|\det(v_1, v_2)| + |\det(v_1, v_3)| + |\det(v_2, v_3)|$ which is — using the dual picture, for example — easily seen to be equal to $\text{mult } V$:



The sum of the three determinants is equal to the double areas of the three small triangles, $\text{mult } V$ is equal to the double area of the big triangle. \square

5. THE NUMBER OF TROPICAL ELLIPTIC CURVES WITH FIXED j -INVARIANT

A *string* in a tropical curve C is a subgraph of Γ homeomorphic either to \mathbb{R} or to S^1 (that is, a “path” starting and ending with an unbounded edge, or a path around a loop) that does not intersect the closures $\overline{x_i}$ of the marked points (see also [5], definition 4.47). If the number of marked points on C is less than $3d + g - 1$, then

C has a string. This follows from lemma 3.50 of [5]. We will need the notion of a string in the following proof of the main theorem of this section:

Theorem 5.1

Let $n = 3d - 1$. The degrees $\deg_{\text{ev} \times j}(\mathcal{P})$ do not depend on \mathcal{P} . (Here $\mathcal{P} = (p_1, \dots, p_{3d-1}, l) \in \mathbb{R}^{2n} \times \overline{\mathcal{M}}_{\text{trop}, 1, 1}$ denotes a configuration in $\text{ev} \times j$ -general position consisting of $3d - 1$ points in \mathbb{R}^2 and a length l for the j -invariant.)

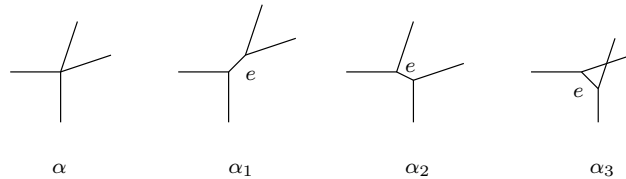
Proof:

Analogously to the proof of 4.4 of [2], we have that the degree of $\text{ev} \times j$ is *locally* constant on the subset of $\mathbb{R}^{6d-2} \times \overline{\mathcal{M}}_{\text{trop}, 1, 1}$ of points in $\text{ev} \times j$ -general position since at any curve that counts for $\deg_{\text{ev} \times j}(\mathcal{P})$ with a non-zero multiplicity the map $\text{ev} \times j$ is a local isomorphism. The points in $\text{ev} \times j$ -general position are the complement of a polyhedral complex of codimension 1, that is they form a finite number of top-dimensional regions separated by “walls” that are polyhedra of codimension 1. Hence it remains to show that $\deg_{\text{ev} \times j}$ is locally constant at these points, too. Such a general point on a wall is the image under $\text{ev} \times j$ of a general tropical curve C of a type α such that $\mathcal{M}_{\text{trop}, 1, n}^\alpha(d)$ is of codimension 1. So we have to check that $\deg_{\text{ev} \times j}$ is locally constant around such a point $C \in \mathcal{M}'_{\text{trop}, 1, n}(d)$. More precisely, if \mathcal{P} is such a point on a wall, and C is a curve through \mathcal{P} , we want to show that the sum of the $\text{ev} \times j$ -multiplicities of the curves through \mathcal{P}' near \mathcal{P} and close to C does not depend on \mathcal{P}' . Let us determine what types α are of codimension 1, using 3.1.

- (a) $\text{def}(\alpha) = 0$, α is of genus 1 and has one 4-valent vertex (besides the 3-valent vertices);
- (b) $\text{def}(\alpha) = 1$ and α has two 4-valent vertices;
- (c) $\text{def}(\alpha) = 1$ and α has one 5-valent vertex;
- (d) $\text{def}(\alpha) = 2$ and α has three 4-valent vertices;
- (e) $\text{def}(\alpha) = 2$ and α has one 5-valent and one 4-valent vertex;
- (f) $\text{def}(\alpha) = 2$ and α has one 6-valent vertex.

Note that the codimension 1 case that α is the type of a rational curve is missing here: the reason is that we do not “cross” such a wall consisting of rational curves, we can only enlarge the j -invariant if $j = 0$, not make it smaller. More precisely, the curves which pass through a configuration \mathcal{P}' in the neighborhood of a point configuration through which a rational curve passes, are always of the same types; the types (and with them, the multiplicities with which we count) do not depend on \mathcal{P}' .

For each of the cases in the list, we have to prove separately that $\deg_{\text{ev} \times j}$ is locally constant around a curve C of type α . The proof for (a) is similar to the proof of 4.4 in [2]. There are three types which have α in their boundary. The following is a local picture:



To compute the $\text{ev} \times j$ -multiplicity of a curve of each type, we use remark 4.8, that is, we compute a matrix representation of $\text{ev} \times j \times a_1 \times a_2$, where a_1, a_2 denote the two equations of the cycle. We can choose the coordinates in such a way that these three matrices only differ in one column - in the column corresponding to the new edge e . Then we can use the same operations as in 4.4 of [2] to prove that the sum of the three determinants is 0. The matrices we use here differ from the ones in 4.4 of [2] because they contain the two lines corresponding to a_1 and a_2 , and the line corresponding to the j -invariant. However, the argument does not change in the presence of these other lines. Also, with the same argument as in 4.4 of [2], the question whether there is a curve of type α_i through a given configuration \mathcal{P}' close to \mathcal{P} depends on the sign of the determinant. So we can conclude that we either get the types where the determinant has positive sign or the types where it has negative sign. But as the sum is 0, the sum of the absolute values of those determinants, for which a curve exists, stays constant and does not depend on \mathcal{P}' .

So let us now come to (b). First note that if none of the 4-valent vertices is adjacent to the flat cycle, then we count all curves of a type which has α in its boundary with the weight 0, so we do not have to consider this case. So at least one of the 4-valent vertices is adjacent to the flat cycle. If exactly one of the 4-valent vertices is adjacent to the flat cycle, then the only curves which have α in their boundary and which do not count with weight 0 are the curves where the other 4-valent vertex is resolved, as in case (a). The proof is then analogous to the proof of case (a), only using the matrices of $\text{ev} \times j$ instead of the big matrices of $\text{ev} \times j \times a_1 \times a_2$. So we can assume now that both 4-valent vertices are adjacent to the flat cycle. Assume first that none of the edges adjacent to a 4-valent vertex in the flat cycle is a marked point. We claim that C has a string. Consider the connected components of $\Gamma \setminus \bigcup_i \overline{x_i}$. As in the proof of 3.50 of [5], remove the closures of the marked points $\overline{x_1}, \dots, \overline{x_n}$ from Γ one after the other. We only remove edges at 3-valent vertices. Therefore each removal can either separate one more component, or break a cycle. Assume that all connected components are rational (else C contains a string). Then one of our removals must have broken the cycle. As C is marked by $3d-1$ points, we end up with $3d-1$ connected components. But then there has to be one connected component which contains two unbounded edges, hence C contains a string.

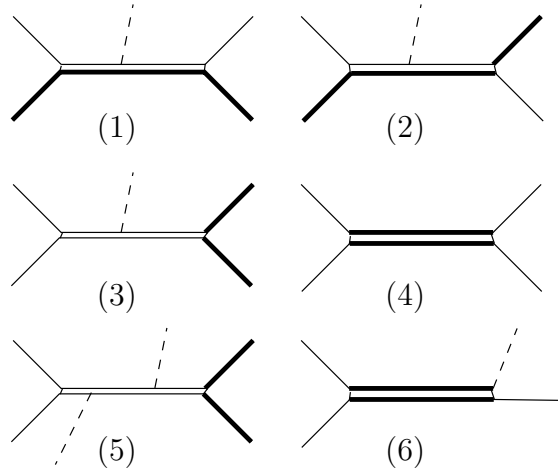
If C has at least two strings then C moves in an at least 2-dimensional family with the images of the marked points fixed. As $\mathcal{M}_{\text{trop}, 1,1}$ is one-dimensional this means that C moves in an at least 1-dimensional family with the image point under j fixed. But then also the curves close to C are not fixed, hence they count 0. So we do not have to consider this case. Also, if for all curves C' which contain C in their boundary the string does not involve an edge of the cycle, then C (and all curves C') move in an at least 1-dimensional family with the image point under j fixed. So we do not have to consider this case either.

So we assume now that C lies in the boundary of a type which has exactly one string that involves (at least) one of the edges of the flat cycle.

There are (up to symmetry) five possibilities for the string. We will show them in the following local picture.

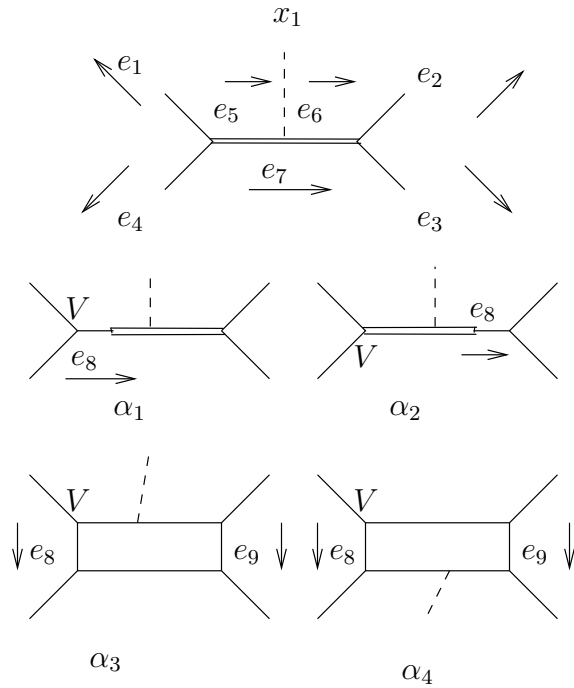
Assume now that there is a marked point adjacent to a 4-valent vertex of the flat cycle. Then the removal of this marked point both breaks a cycle and separates two components. So we cannot conclude that C has a string. However, we can conclude

that there is no other marked point adjacent to the cycle, as else two marked points would map to the same line. Hence in this case the curve looks locally like our sixth picture below.



As the cycle is not a string in the cases (1)-(3) and (5), there must be a marked point adjacent to it. Two marked points adjacent to the flat cycle are only possible if the string does not involve any edge of the flat cycle (as in (3) and (5)).

In each of the six cases, there are four types which contain α in their boundary (see 3.2). The following picture shows the four types $\alpha_1, \dots, \alpha_4$ for case (1). We will give our argument only for case (1), it is analogous in all other five cases.



Our first aim is to show that we can choose bases of the corresponding strata $\mathcal{M}_{\text{trop}, 1, n}^\alpha(d)$ such that the matrices $\text{ev} \times j$ (and the matrices $\text{ev} \times j \times a_1 \times a_2$ for the types α_3 and α_4) contain a block which involves only the edges locally around the flat cycle. We can then make statements about the $\text{ev} \times j$ -multiplicity (with the aid of 4.8) using these smaller blocks.

Choose the root vertex for the four types to be V as indicated in the picture above. Also choose the labeling for the edges around the cycle as above. Let v_i be the directions of the e_i (as indicated in the picture). We then have $v_5 = v_6$. As e_5, e_6 and e_7 are mapped to the same line in \mathbb{R}^2 , we can choose n and m with $v_5 = v_6 = n \cdot u$ and $v_7 = m \cdot u$ such that $\text{gcd}(n, m) = 1$. We will consider a matrix representation A_i ($i = 1, 2$) of $\text{ev} \times j$ for the types α_1 and α_2 and a matrix representation B_i ($i = 3, 4$) of $\text{ev} \times j \times a_1 \times a_2$ for α_3 and α_4 . The $\text{ev} \times j$ -multiplicity for α_1 is then given by $|\det(u, v_2) \cdot \det A_1|$, the $\text{ev} \times j$ -multiplicity for α_2 is $|\det(u, v_1) \cdot \det A_2|$ due to 3.5(b). For α_3 , it is due to remark 4.8 given by $|\det B_3|$ and for α_4 by $|\det B_4|$. Later on, we will also need to consider matrix representations A_3 and A_4 of $\text{ev} \times j$ for the types α_3 and α_4 . We will however not choose a lattice bases for those, so they are not useful for the computation of the $\text{ev} \times j$ -multiplicity. We will specify later on what bases we choose for A_3 and A_4 .

We choose a basis of the subspace $\mathcal{M}_{\text{trop}, 1, n}^{\alpha_i}(d) \subset \mathbb{R}^{2+\#\Gamma_i^0}$ for $i = 1, 2$ consisting of two unit vectors for the root vectors and unit vectors for all bounded edges except e_5, e_6 and e_8 . In addition, we take two vectors with e_5, e_6 and e_7 -coordinates as follows: $(1, -1, 0)$ and $(0, m, n)$. In fact, this is a lattice basis: As $\text{gcd}(n, m) = 1$, we can find integer numbers such that $am + bn = 1$. Then we can complete our basis with the vector $(0, b, a)$ (at e_5, e_6, e_7) and get a lattice basis of $\mathbb{Z}^{2+\#\Gamma_i^0}$. For $i = 3, 4$, we choose a basis of $\mathcal{M}_{\text{trop}, 1, n}^{\alpha_i}(d) \subset \mathbb{R}^{2+\#\Gamma_i^0}$ consisting of only unit vectors except three vectors involving the coordinates of e_5, \dots, e_9 .

Because the bases we choose for the A_i and for the B_i differ only by a few vectors, there will be a block in which the matrices A_i and B_i ($i = 3, 4$) do not differ. The following argumentation works therefore analogously for all six matrices A_1, \dots, A_4, B_3 and B_4 .

Assume that d_1 unbounded (nonmarked) edges can be reached from V via e_1, d_2 via e_2 and so on. As the only string passes via e_4 and e_3 , there must be d_1 marked points which can be reached from V via e_1, d_2 marked points via $e_2, d_3 - 1$ marked points via e_3 and $d_4 - 1$ via e_4 . Note that the marked points which can be reached via e_1 and e_2 do not need any of the length coordinates of edges via e_3 or e_4 . As there are $2 \cdot (d_3 - 1 + d_4 - 1)$ rows for the marked points via e_3 and e_4 and $2d_3 - 1 + 1 - 3 + 1 + 2d_4 - 2$ bounded edges via e_3 and e_4 , all six matrices have a 0 block on the top right. For B_3 and B_4 , we also put the equations a_1 and a_2 of the cycle in the first block of rows.

	$h(V)$	other edges	edges via e_3 and e_4
x_1 , pts behind e_1 and e_2 and j -coord	E_2	*	0
pts behind e_3 and e_4	E_2	*	*

The block on the bottom right is the same for all six matrices. So we can disregard it and only consider the top left block given by the marked points which can be reached via e_1 and e_2 , the j -coordinate, a_1 and a_2 for B_3 and B_4 and the length coordinates of $e_1, e_2, e_5, \dots, e_8/e_9$ plus the length coordinates of bounded edges via e_1 respectively e_2 . Choose a marked point x_2 which can be reached via e_1 and a marked point x_3 which can be reached via e_2 . Choose the following order for the rows: begin with the marked points x_1, \dots, x_3 , then take the j -coordinate (and for the matrices B_3 and B_4 the equations a_1, a_2 of the cycle). Then take the remaining marked points. Choose the following order for the columns: begin with $h(V)$, e_1 and e_2 . For the types α_1 and α_2 , take the two basis vectors involving e_5, \dots, e_7 and then e_8 . For the types α_3 and α_4 , take the three basis vectors involving e_5, \dots, e_9 . For B_3 and B_4 , take the length coordinates of e_5, \dots, e_9 . Then take the remaining length coordinates. Note that each marked point which can be reached via e_1 has the same entries in the first 7 (respectively, 9 for B_3 and B_4) columns as x_2 . Each marked point which can be reached via e_2 has the same entries in the first 7 (respectively, 9) columns as x_3 . That is, we can subtract the x_2 -rows from all rows of marked points via e_1 and the x_3 -rows from all rows of marked points via e_2 . Then we have a 0 block on the bottom left. Note that the bottom right block is equal for all six matrices. That is, we can now go on with the four 7×7 -matrices and the two 9×9 matrices. The determinants of the original six matrices only differ by the factor which is equal to the determinants of the corresponding 7×7 -matrices (respectively, 9×9) matrices. Let us call these blocks A'_i , respectively B'_i . Here are the four blocks A'_1, A'_2, B'_3 and B'_4 and their determinants:

$$A'_1 = \begin{pmatrix} E_2 & 0 & 0 & n \cdot u & 0 & (n+m) \cdot u \\ E_2 & v_1 & 0 & 0 & 0 & 0 \\ E_2 & 0 & v_2 & 0 & n \cdot m \cdot u & (n+m) \cdot u \\ 0 & 0 & 0 & 0 & m+n & 0 \end{pmatrix}$$

$$\det(A'_1) = -n \cdot (n+m)^2 \cdot \det(u, v_1) \cdot \det(u, v_2)$$

$$A'_2 = \begin{pmatrix} E_2 & 0 & 0 & n \cdot u & 0 & 0 \\ E_2 & v_1 & 0 & 0 & 0 & 0 \\ E_2 & 0 & v_2 & 0 & n \cdot m \cdot u & (n+m) \cdot u \\ 0 & 0 & 0 & 0 & m+n & 0 \end{pmatrix}$$

$$\det(A'_2) = -n \cdot (n+m)^2 \cdot \det(u, v_1) \cdot \det(u, v_2)$$

$$B'_3 = \begin{pmatrix} E_2 & 0 & 0 & n \cdot u & 0 & 0 & 0 & 0 \\ E_2 & v_1 & 0 & 0 & 0 & 0 & 0 & 0 \\ E_2 & 0 & v_2 & n \cdot u & n \cdot u & 0 & 0 & 0 \\ 0 & 0 & 0 & n \cdot u & n \cdot u & -m \cdot u & v_1 + n \cdot u & -v_2 + n \cdot u \\ 0 & 0 & 0 & 1 & 1 & 1 & 1 & 1 \end{pmatrix}$$

$$\det(B'_3) = -\det(u, v_1) \cdot \det(u, v_2) \cdot n \cdot ((n^2 + nm)(\det(u, v_1) + \det(u, v_2)) + n \det(v_1, v_2))$$

$$B'_4 = \begin{pmatrix} E_2 & 0 & 0 & n \cdot u & 0 & 0 & -v_1 - m \cdot u & 0 \\ E_2 & v_1 & 0 & 0 & 0 & 0 & 0 & 0 \\ E_2 & 0 & v_2 & n \cdot u & n \cdot u & 0 & -v_1 - m \cdot u & v_2 - m \cdot u \\ 0 & 0 & 0 & n \cdot u & n \cdot u & -m \cdot u & -v_1 - m \cdot u & v_2 - m \cdot u \\ 0 & 0 & 0 & 1 & 1 & 1 & 1 & 1 \end{pmatrix}$$

$$\det(B'_4) = \det(u, v_1) \cdot \det(u, v_2) \cdot n \cdot ((m^2 + nm)(\det(u, v_1) + \det(u, v_2)) - n \det(v_1, v_2))$$

A computation shows that

$$\det(u, v_2) \cdot \det A'_1 + \det(u, v_1) \cdot \det A'_2 - \det B_3 + \det B_4 = 0. \quad (2)$$

Note that in the cases (4) and (6) *without marked points adjacent to the flat cycle* we have to make a difference if $n = m = 1$. In this case, definition 3.5(b) tells us that we have to multiply the types analogous to α_1 and α_2 (which still contain a flat cycle) with the factor $\frac{1}{2} \cdot \det(u, v_1)$ respectively $\frac{1}{2} \cdot \det(u, v_2)$, instead of $\det(u, v_1)$ and $\det(u, v_2)$. However, the types α_3 and α_4 are not different in these cases, so we count them only once. Altogether, the weighted sum of determinants as above is still 0.

We still need to check which types occur for a given point configuration \mathcal{P}'' near \mathcal{P}' . Let $\mathcal{P}'' \subset \mathbb{R}^{2n} \times \overline{\mathcal{M}}_{\text{trop}, 1, 1}$ be a configuration. If there exists a curve C of type α_i through \mathcal{P}'' , then $A_i^{-1} \cdot \mathcal{P}''$ gives us the coordinates of C in $\mathcal{M}_{\text{trop}, 1, n}^{\alpha_i}(d)$ in the basis $\{v_{i,1}, \dots, v_{i,2n-1}\}$. That is, the first two coordinates of the vector

$$\sum_j (A_i^{-1} \cdot \mathcal{P}'')_j \cdot v_{i,j} \in \mathcal{M}_{\text{trop}, 1, n}^{\alpha_i}(d)$$

denote the position of the root vertex, and all other coordinates the lengths of the bounded edges of C . A curve of type α_i exists if and only if all coordinates of the vector $\sum_j (A_i^{-1} \cdot \mathcal{P}'')_j \cdot v_{i,j} \in \mathcal{M}_{\text{trop}, 1, n}^{\alpha_i}(d)$ which correspond to lengths are positive. Choose \mathcal{P}'' close to the configuration \mathcal{P}' , through which a curve of type α exists. By continuity of A_i^{-1} , all coordinates of $\sum_j (A_i^{-1} \cdot \mathcal{P}'')_j \cdot v_{i,j} \in \mathcal{M}_{\text{trop}, 1, n}^{\alpha_i}(d)$ except the length of e_8 ($i = 1, 2$), respectively of e_8 and e_9 ($i = 3, 4$), are positive.

Note that there is a curve of type α_i ($i = 1, 2$) through \mathcal{P}'' if and only if the e_8 -coordinate of $A_i^{-1} \cdot \mathcal{P}''$ is positive.

Now we specify which bases we choose for the types α_3 and α_4 . For α_3 , begin again with the two unit vectors for the position of the root vertex. Take unit vectors for all bounded edges which are not contained in the cycle. Let

$$\begin{aligned} M_1 &:= -\det(v_1, v_2) + n \cdot \det(v_1, u) - n \cdot \det(u, v_2), \\ M_2 &:= -n \cdot \det(u, v_2) \text{ and} \\ M_3 &:= n \cdot \det(u, v_1). \end{aligned}$$

Take the three vectors with entries

$$\begin{aligned} &(-1, 1, 0, 0, 0), \\ &(0, m, n, 0, 0) \text{ and} \\ &(0, M_1, 0, -M_2, M_3) \end{aligned}$$

at the coordinates of e_5, \dots, e_9 . (Let the vector with the entries $(0, M_1, 0, -M_2, M_3)$ be the last basis vector.) These three vectors are linearly independent and satisfy the conditions given by the cycle. However, we cannot say whether this basis is a lattice basis of $\mathcal{M}_{\text{trop}, 1, n}^{\alpha_3}(d)$. So we do not know whether the determinant of the matrix A_3 is equal to the $\text{ev} \times j$ multiplicity of α_3 . But we are not interested in the determinant of A_3 here, we just want to use A_3 to check whether there is a curve of type α_3 through \mathcal{P}'' or not. Note that the last basis vector is the only one which involves the lengths of e_8 and e_9 . As due to the balancing condition we have $\det(u, v_1) > 0$ and $\det(u, v_2) > 0$, the two entries of this vector corresponding to these two lengths are positive. That is, there is a curve of type α_3 through \mathcal{P}'' if and only if the last coordinate of $A_3^{-1} \cdot \mathcal{P}''$ (that is, the coordinate with which we have to multiply our last basis vector to get the lengths) is positive.

For α_4 , choose besides the unit vectors the three vectors with entries

$$\begin{aligned} &(-1, 1, 0, 0, 0), \\ &(0, m, n, 0, 0) \text{ and} \\ &(0, M'_1, 0, M_2, -M_3) \end{aligned}$$

at the coordinates of e_5, \dots, e_9 , where

$$M'_1 := -\det(v_1, v_2) - m \cdot \det(u, v_1) - n \cdot \det(u, v_2).$$

The two entries of $(0, M'_1, 0, M_2, -M_3)$ corresponding to the lengths of e_8 and e_9 are negative. Hence there is a curve of type α_4 through \mathcal{P}'' if and only if the last coordinate of $A_4^{-1} \cdot \mathcal{P}''$ (that is, the coordinate with which we have to multiply our last basis vector to get the lengths) is negative.

For all four types, we are interested in the last coordinate of $A_i^{-1} \cdot \mathcal{P}''$. By Cramer's rule, this last coordinate is equal to $\det \tilde{A}_i / \det A_i$, where \tilde{A}_i denotes the matrix where the last column of A_i is cancelled and replaced by \mathcal{P}'' . Note that the four matrices A_1, \dots, A_4 only differ in the last column. Hence the matrices \tilde{A}_i do not depend on i , and we can decide whether there is a curve of type α_i through \mathcal{P}'' by determining the sign of $\det A_i$. (This argument is analogous to the proof of proposition 4.4 in [2].)

Recall that $|\det A_i|$ is a product of a factor which does not differ for all four types and a factor which is equal to the determinant of a 7×7 -matrix A'_i which describes a curve of type α_i "locally around the cycle".

Here are the two matrices A'_3 and A'_4 and their determinants:

$$A'_3 = \begin{pmatrix} E_2 & 0 & 0 & n \cdot u & 0 & 0 & 0 \\ E_2 & v_1 & 0 & 0 & 0 & 0 & 0 \\ E_2 & 0 & v_2 & 0 & n \cdot m \cdot u & -M_2 \cdot (-v_1 - n \cdot u) + M_3 \cdot (v_2 - n \cdot u) & 0 \\ 0 & 0 & 0 & 0 & m + n & M_1 - M_2 + M_3 & 0 \end{pmatrix}$$

$$\det(A'_3) = \det(u, v_1) \cdot \det(u, v_2) \cdot n^2 \cdot ((n^2 + nm)(\det(u, v_1) + \det(u, v_2)) + n \det(v_1, v_2))$$

$$A'_4 = \begin{pmatrix} E_2 & 0 & 0 & n \cdot u & 0 & M_2 \cdot (-v_1 - m \cdot u) \\ E_2 & v_1 & 0 & 0 & 0 & 0 \\ E_2 & 0 & v_2 & 0 & n \cdot m \cdot u & 0 \\ 0 & 0 & 0 & 0 & m + n & M'_1 + M_2 - M_3 \end{pmatrix}$$

$$\det(A'_4) = -\det(u, v_1) \cdot \det(u, v_2) \cdot n^2 \cdot ((m^2 + nm)(\det(u, v_1) + \det(u, v_2)) - n \det(v_1, v_2))$$

We know that $\det(u, v_1) \geq 0$, $\det(u, v_2) \geq 0$ and $\det(v_1, v_2) \geq 0$. So there are now two cases to distinguish:

- $((m^2 + nm)(\det(u, v_1) + \det(u, v_2)) - n \det(v_1, v_2)) \geq 0$ — then $\det A'_4$ is negative. As we have seen, a curve of type α_4 exists if and only if the last coordinate of $A'_4{}^{-1} \cdot \mathcal{P}''$ is negative, hence if and only if $\det \tilde{A}_i$ (a matrix which depend only on \mathcal{P}'' , not on i) is positive. $\det A'_1$, $\det A'_2$ are both negative, a curve of one of these types exists if the last coordinate of $A'_i{}^{-1} \cdot \mathcal{P}''$ ($i = 1, 2$) is positive, hence if $\det \tilde{A}_i$ is negative. $\det A'_3$ is positive, and a curve of this type exists if the last coordinate of $A'_3{}^{-1} \cdot \mathcal{P}''$ is positive, hence if $\det \tilde{A}_i$ is positive. Hence α_1 and α_2 are on one side of the “wall”, α_3 and α_4 on the other. But as in this case equation 2 from above reads

$$-|\det(u, v_2) \cdot \det A'_1| - |\det(u, v_1) \cdot \det A'_2| + |\det B_3| + |\det B_4| = 0$$

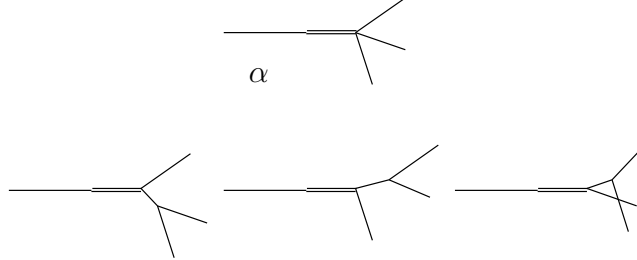
we have that the sum of the $\text{ev} \times j$ -multiplicities of the curves through a configuration near the wall stays constant.

- $((m^2 + nm)(\det(u, v_1) + \det(u, v_2)) - n \det(v_1, v_2)) \leq 0$ — then $\det A'_4$ is positive. A curve of type α_4 exists if and only if $\det \tilde{A}_i$ is negative. So in this case α_1 , α_2 and α_4 are on one side of the “wall” and α_3 on the other. But equation 2 from above reads

$$-|\det(u, v_2) \cdot \det A'_1| - |\det(u, v_1) \cdot \det A'_2| + |\det B_3| - |\det B_4| = 0$$

and we have again that the sum of the $\text{ev} \times j$ -multiplicities of the curves through a configuration near the wall stays constant.

Let us now come to case (c). As before we can argue that only those curves count, where the 5-valent vertex is adjacent to the flat cycle. Then the following curves contain α in the boundary and do not count 0:



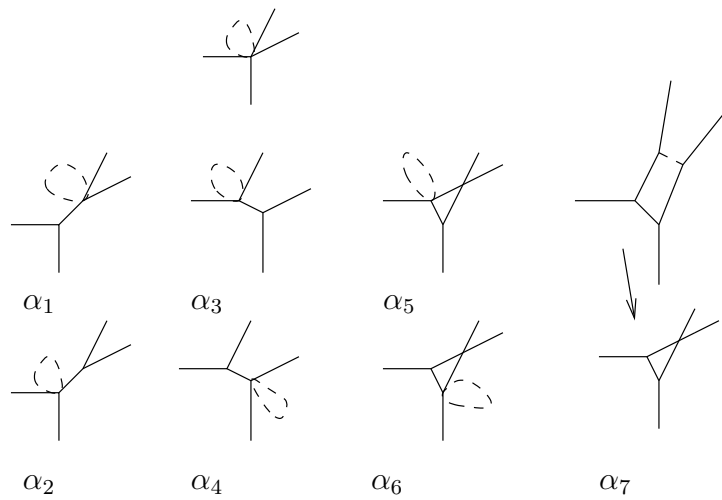
The proof is here again analogous to case (a), only using the “small” matrices of $\text{ev} \times j$.

In case (d), all curves which have α in their boundary count 0. In case (e), there is only one possibility with curves that do not count 0: those where the cycle is

adjacent to the 5-valent vertex. Then the curves which have α in their boundary are the curves where the 4-valent vertex is resolved, as in (a). The proof is analogous to case (a), except that we use the “small” matrices for $ev \times j$.

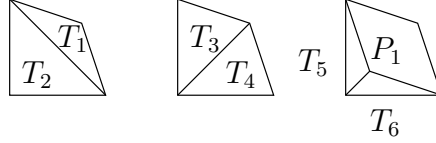
In case (f), the 6-valent vertex has to be adjacent to the cycle, because otherwise every curve which has α in its boundary would count 0. So we can now assume that there is a 6-valent vertex, where two of the adjacent edges are of direction 0 and form a loop. To resolve this 6-valent vertex, we can either form a 5-valent vertex with a loop and a 3-valent vertex (these curves are contained in strata of top dimension then), or we can resolve it to four 3-valent vertices. (We cannot form a flat cycle from the given 6 edges: the contracted edge must be part of the cycle, and it can either be the whole cycle itself, or it forces the cycle to span \mathbb{R}^2 .) In the second case, two of the four 3-valent vertices are connected by the contracted edge and therefore mapped to the same image point in \mathbb{R}^2 . Now we want to use the statement that the number of rational curves through given points does not depend on the position of the points for our case here (see [4], respectively use the analogous proof as for proposition 4.4 of [2]). More precisely, if there is a point configuration through which a curve with a 4-valent vertex passes, and we disturb the point configuration slightly, then we always get the same number of tropical curves (counted with multiplicity) passing through the new point configuration.

The image of the 6-valent vertex (and its adjacent edges) in \mathbb{R}^2 looks like a 4-valent vertex. The types with one 5-valent and one 3-valent vertex are mapped to two 3-valent vertices, and the type with four 3-valent vertices is mapped to two 3-valent vertices and a crossing of two line segments. That is, the images of the 6-valent vertex as well as of all types which contain it in their boundary look like the possible resolutions of a 4-valent vertex. We know that there are three types which contain a 4-valent vertex in their boundary, and we only have to check how we can add contracted bounded edges to these 3 types, and with which multiplicity they are counted. The following picture shows the seven possible ways to add contracted bounded edges to the three types:



Note that we can vary the length of the contracted bounded edge in each type, so the curves of these types can have any possible j -invariant. The question whether there

is a curve of type α_i through a configuration $\mathcal{P} = (p_1, \dots, p_n, l) \in \mathbb{R}^{2n} \times \overline{\mathcal{M}}_{\text{trop}, 1,1}$ depends therefore only on the question whether the image of the curve passes through (p_1, \dots, p_n) . If a curve of type α_1 passes through \mathcal{P} , then also a curve of type α_2 and vice versa. The same holds for α_3 and α_4 , and for α_5 , α_6 and α_7 . So we only have to see that the sum of the $\text{ev} \times j$ -multiplicities of the types whose images are equal can be written as a factor times the multiplicity of the rational curve which arises after removing the contracted bounded edge (and straightening the other edges). Then the statement follows from the statement that the number of rational curves through given points does not depend on the position of the points (see [4], respectively proposition 4.4 of [2]). To see this, we pass to the dual pictures. The 4-valent vertex is dual to a quadrangle. The images of curves of type α_1 and α_2 are dual to a subdivision of this quadrangle in two triangles. The same holds for the images of curves of type α_3 and α_4 , however the two triangles arise here by adding the other diagonal. Images of curves of type α_5 , α_6 and α_7 are dual to a subdivision consisting of one parallelogram and two triangles.



Lemma 4.10 tells us that the $\text{ev} \times j$ -multiplicity of a curve of type α_1 is equal to $(\text{Area}(T_1) - \frac{1}{2})$ times the multiplicity of the rational curve which arises after removing the contracted bounded edge. (Recall that the multiplicity of a vertex is by definition equal to $2 \cdot \text{Area}(T)$, where T denotes the dual triangle.) Analogously the $\text{ev} \times j$ -multiplicity of a curve of type α_2 is equal to $(\text{Area}(T_2) - \frac{1}{2})$ times the multiplicity of the same rational curve. The sum is equal to $(\text{Area}(Q) - 1)$ times the multiplicity of the rational curve, where Q denotes the quadrangle. We get the same for curves of type α_3 and α_4 . The sum of the $\text{ev} \times j$ -multiplicities of α_5 , α_6 and α_7 is again by lemma 4.10 and lemma 4.11 equal to $(\text{Area}(T_5) - \frac{1}{2}) + (\text{Area}(T_6) - \frac{1}{2}) + \text{Area}(P_1) = (\text{Area}(Q) - 1)$ times the multiplicity of the corresponding rational curve. Hence the statement follows. \square

6. CURVES WITH A VERY LARGE j -INVARIANT

Now we want to use the independence of $\text{deg}_{\text{ev} \times j}(\mathcal{P})$ from \mathcal{P} to compute $\text{deg}_{\text{ev} \times j}(\mathcal{P})$ with the aid of a special configuration $\mathcal{P} = (p_1, \dots, p_n, l)$ - a configuration where the j -invariant l is very large.

Proposition 6.1

Let $n = 3d - 1$ and $\mathcal{P} = (p_1, \dots, p_n, l) \in \mathbb{R}^{2n} \times \overline{\mathcal{M}}_{\text{trop}, 1,1}$ be a point in $\text{ev} \times j$ -general position whose j -invariant is very large (that is, whose image $j(C) \in \overline{\mathcal{M}}_{\text{trop}, 1,1}$ is a curve with a bounded edge of a very large length). Then every tropical curve $C \in (\text{ev} \times j)^{-1}(\mathcal{P})$ with $\text{mult}_{\text{ev} \times j}(C) \neq 0$ has a contracted bounded edge.


Proof:

The proof is similar to proposition 5.1 of [2]. We have to show that the set of all points $j(C) \in \overline{\mathcal{M}}_{\text{trop}, 1,1}$ is bounded in $\overline{\mathcal{M}}_{\text{trop}, 1,1}$, where C runs over all curves

in $\mathcal{M}'_{\text{trop}, 1, n}(d)$ with non-zero $\text{ev} \times j$ -multiplicity that have no contracted bounded edge and satisfy the given incidence conditions at the marked points. As there are only finitely many combinatorial types (analogously to 2.10 of [2]) we can restrict ourselves to curves of a fixed (but arbitrary) combinatorial type α . Since \mathcal{P} is in $\text{ev} \times j$ -general position we can assume that the curves are 3-valent, respectively contain a flat cycle adjacent to a 4-valent vertex (it cannot contain a contracted cycle, as we assume that it contains no contracted bounded edges at all).

Assume first that C is 3-valent. As C is marked by $3d - 1$ points we can conclude with 3.50 of [5] that C has a string. Analogously to the proof of theorem 5.1 above, we get that there is precisely one string.

So let Γ' be the unique string in C . Assume first that $\Gamma' \approx \mathbb{R}$. Then analogously to the proof of 5.1 of [2], we can see that the movement of the string is bounded by the adjacent bounded edges, except if the string consists of only two neighboring unbounded edges. But in this case the only length which is not bounded cannot contribute to the j -invariant. So in any case $j(C)$ is bounded. Assume now $\Gamma' \approx S^1$. As this is the only string, there have to be bounded edges adjacent to the cycle. These bounded edges restrict the movement of the cycle, too. Again $j(C)$ is bounded. Now assume C has a flat cycle and a 4-valent vertex adjacent to it, and assume no marked point is adjacent to that 4-valent vertex. Then all marked points are adjacent to a 3-valent vertex, and hence we can analogously to 3.50 of [5] see that the curve contains a string. As above, there is exactly one string and its movement is bounded. Now assume that there is a marked point adjacent to the flat cycle. Then we cannot use 3.50 of [5] to conclude that C has a string. However, the image of the cycle can still not grow arbitrary large:



The edge e_2 has to be bounded: its direction is not a primitive integer vector, as it is equal to the sum of the directions of the two edges of the flat cycle, and therefore it cannot be an unbounded edge. But then the cycle cannot grow arbitrary large. \square

As we know that the number of curves $C \in (\text{ev} \times j)^{-1}(\mathcal{P})$ (counted with multiplicity) does not depend on \mathcal{P} by 5.1, we can now choose a special configuration $\mathcal{P} = (p_1, \dots, p_n, l)$ where the j -invariant l is very large. Then by 6.1 we can conclude that all curves $C \in (\text{ev} \times j)^{-1}(\mathcal{P})$ contain a contracted bounded edge, which is contained in the cycle. As in lemma 4.10 and lemma 4.11, this contracted bounded edge can either be a loop itself (which is then adjacent to a 5-valent vertex), or the contracted bounded edge is adjacent to two 3-valent vertices. In both cases, we know that we can form a rational curve C' of C by removing the contracted edge and straightening other edges, and we can compute the $\text{ev} \times j$ -multiplicity in terms of the multiplicity of this rational curve. Note that a rational curve which appears like this is 3-valent, as we take an elliptic curve of codimension 0. The following lemma shows that we can also “go back”: we can form elliptic curves out of a given rational curve which passes through (p_1, \dots, p_n) .

Define *tropical general position* of the points (p_1, \dots, p_n) as in [6], definition 4.7. Then only simple tropical curves pass through (p_1, \dots, p_n) . In particular, there

are only triangles and parallelograms in the dual Newton configurations of these curves.

Lemma 6.2

Let $n = 3d - 1$. Take the configuration $\mathcal{P} = (p_1, \dots, p_n, l)$ where the j -invariant l is very large, and such that (p_1, \dots, p_n) are in tropical general position. Let C' a rational curve which passes through the points (p_1, \dots, p_n) . Then there are several ways to built an elliptic curve C with j -invariant l out of C' , and the sum of the $\text{ev} \times j$ -multiplicities of these elliptic curves is equal to $\binom{d-1}{2} \cdot \text{mult}(C')$.

Proof:

Let V be a 3-valent vertex of C' . Then we can make an elliptic curve C out of C' by adding a contracted loop at V . There is only one possibility for the length of this loop, as we want to reach that $j(C) = l$. The $\text{ev} \times j$ -multiplicity of C is by 4.10 equal to $\frac{1}{2}(\text{mult}(V) - 1) \cdot \text{mult}(C') = (\text{Area}(T) - \frac{1}{2}) \cdot \text{mult}(C')$, where T denotes the triangle dual to V . Assume that there is a crossing of two edges e_1 and e_2 of C' , that is, the images $h(e_1)$ and $h(e_2)$ intersect in one point. Then we can add a contracted bounded edge and split e_1 and e_2 into two edges each. The length of these edges are uniquely determined by the image. The length of the new contracted edge is uniquely determined by the prescribed j -invariant l . The multiplicity of the elliptic curve C we built like this is due to lemma 4.11 equal to $|\det(u, v)| \cdot \text{mult}(C') = \text{Area}(P) \cdot \text{mult}(C')$, where u and v denote the two directions of e_1 and e_2 and P denotes the parallelogram dual to the crossing of e_1 and e_2 . So it remains to show that $\sum_T (\text{Area}(T) - \frac{1}{2}) + \sum_P \text{Area}(P) = \binom{d-1}{2}$, where T goes over all triangles in the dual Newton subdivision of C' and P goes over all parallelograms. To see this, we use the theorem of Pick (see [1], section 5.3). Denote the number of interior lattice points of a polygon Q by $i(Q)$ and the number of lattice points on the boundary which are not vertices by $b(Q)$. Then Pick's formula states that $\text{Area}(T) = i(T) + \frac{b(T)}{2} + \frac{1}{2}$ for a lattice triangle T and $\text{Area}(P) = i(P) + \frac{b(P)}{2} + 1$ for a parallelogram P . So we can rewrite the sum from above as

$$\begin{aligned} & \sum_T \left(\text{Area}(T) - \frac{1}{2} \right) + \sum_P \text{Area}(P) = \\ & \sum_T \left(i(T) + \frac{b(T)}{2} + \frac{1}{2} - \frac{1}{2} \right) + \sum_P \left(i(P) + \frac{b(P)}{2} + 1 \right) = \\ & \sum_T \left(i(T) + \frac{b(T)}{2} \right) + \sum_P \left(i(P) + \frac{b(P)}{2} \right) + \#\{P|P \text{ parallelogram in the subdiv}\} = \\ & \sum_T \left(i(T) + \frac{b(T)}{2} \right) + \sum_P \left(i(P) + \frac{b(P)}{2} \right) + \#\{\text{lattice points of the subdiv}\} \end{aligned}$$

where the last equality holds, because C is rational and the genus of a simple tropical curve is equal to the number of points of the subdivision minus the number of parallelograms. Now we know that the interior lattice points of the big triangle Δ_d (which is the Newton polygon of curves of degree d) that are not contained in the subdivision must either be interior points of a triangle or a parallelogram or on the boundary of a triangle or parallelogram. In the first case, they are counted in $i(T)$ respectively $i(P)$ of a polygon. In the latter case, as they are interior points of

Δ_d , they are part of the boundary of exactly two polygons. That is, in our above sum, they are counted as $b(T)/2$ respectively $b(P)/2$ for two polygons. Hence the first part of the sum counts all interior points which are not part of the subdivision. So we have

$$\begin{aligned} & \sum_T \left(i(T) + \frac{b(T)}{2} \right) + \sum_P \left(i(P) + \frac{b(P)}{2} \right) + \#\{\text{lattice points of the subdiv}\} = \\ & \#\{\text{lattice points not contained in the subdiv}\} + \\ & \#\{\text{lattice points of the subdiv}\} \\ & = \#\{\text{interior points of } \Delta_d\} = \binom{d-1}{2}. \end{aligned}$$

□

We can now sum up our results to prove our main theorem:

Theorem 6.3

The number $E_{\text{trop}}(d)$ of tropical elliptic curves passing through $3d - 1$ points and with a fixed j -invariant, counted with $\text{ev} \times j$ -multiplicity, is equal to $\binom{d-1}{2} \cdot N_{\text{trop}}(d)$, where $N_{\text{trop}}(d)$ denotes the number of rational curves through $3d - 1$ points (counted with multiplicity).

Proof:

The number of tropical elliptic curves passing through $3d - 1$ points and with a fixed j -invariant is equal to $\text{deg}_{\text{ev} \times j}(\mathcal{P})$, where we can choose any general configuration $\mathcal{P} = (p_1, \dots, p_n, l)$ due to 5.1. We choose a configuration with a very large length l as in 6.1, and conclude that every elliptic curve passing through this configuration has a contracted bounded edge. From each such elliptic curve with a contracted bounded edge we can form a rational curve by removing the contracted edge and straightening divalent vertices, if necessary. Also, 6.2 tells us that we can go “backwards” and form an elliptic curve with j -invariant l from each rational curve through (p_1, \dots, p_n) , and that each rational curve contributes with the factor $\binom{d-1}{2}$ to our sum of elliptic curves. Altogether, we have $\binom{d-1}{2} \cdot N_{\text{trop}}(d)$ elliptic curves with j -invariant l through (p_1, \dots, p_n) . □

Corollary 6.4

The numbers $E_{\text{trop}}(d)$ and $E(d, j)$ coincide, if $j \notin \{0, 1728\}$.

Proof:

Theorem 6.3 tells us that $E_{\text{trop}}(d) = \binom{d-1}{2} N_{\text{trop}}(d)$. The latter is equal to $\binom{d-1}{2} N(d)$ by G. Mikhalkin’s Correspondence Theorem (see theorem 1 of [6]) and due to Pandharipande’s count ([8]), this is equal to $E(d, j)$. □

7. CURVES WITH A VERY SMALL j -INVARIANT

In the last section, we interpreted a set of rational curves through a given point configuration as elliptic curves with a very large j -invariant (and a contracted bounded edge). Now, we want to interpret the same set of rational curves as elliptic curves

with j -invariant 0. Section 4 helps us to express the multiplicity with which we count the elliptic curves in terms of the rational curves we started with. We will see that we have to count these rational curves with completely different factors than in the previous chapter.

Lemma 7.1

The number of elliptic curves with a fixed (very small) j -invariant and passing through $3d - 1$ points in tropical general position is equal to

$$\sum_C \left(\sum_T \left(2 \text{Area}(T)^2 - \frac{1}{2} \right) \cdot \text{mult } C \right)$$

where C goes over all rational curves through the $3d - 1$ points and T goes over all triangles in the Newton subdivision dual to C .

Proof:

Given a rational curve C , how can we interpret it as an elliptic curve with j -invariant 0? To answer this question, we have to determine how the elliptic curves C' with a very small j -invariant which have C in their boundary look like. There are three possibilities for C' :

Let $\text{def}(C') = 0$. Then the cycle has to disappear to a (3-valent) vertex of C , hence it must be formed by three edges. Due to lemma 4.13 the $\text{ev} \times j$ -multiplicity is $\text{mult } V \cdot \text{mult } C$ then. For each vertex V of the rational curve C , there are $i(\Delta(V))$ possibilities that a non degenerate cycle disappears to V , where $\Delta(V)$ denotes the triangle dual to V and $i(\Delta(V))$ the number of interior points of this triangle. Hence, to count the elliptic curves with a non degenerate cycle we have to count each rational curve C with the factor $\sum_T i(T) \cdot 2 \text{Area}(T)$ where T goes over all triangles in the Newton subdivision dual to C .

Let $\text{def}(C') = 1$. If e is an edge of C with weight bigger 1, then there can be a small flat cycle at both sides of e . The edge e is dual to an edge with interior points in the dual Newton subdivision, and it is in the boundary of two triangles T_1 and T_2 , dual to the two end vertices V_1 and V_2 of e . Assume the flat cycle is adjacent to the vertex V_1 , and assume that it is formed by two edges with directions $n \cdot u$ and $m \cdot u$, with $\text{gcd}(n, m) = 1$ and $(n + m) \cdot u = v$, where v denotes the direction of e . Then by 4.12 the $\text{ev} \times j$ -multiplicity of this curve is

$$\begin{aligned} (n + m) \cdot \det(u, v_1) \cdot \text{mult } C &= \det((n + m)u, v_1) \cdot \text{mult } C \\ &= \det(v, v_1) \cdot \text{mult } C = 2 \text{Area}(T_1) \cdot \text{mult } C, \end{aligned}$$

where v_1 denotes the direction of another edge adjacent to V_1 . Respectively, if $n = m = 1$ it is

$$\begin{aligned} \det(u, v_1) \cdot \text{mult } C &= \det\left(\frac{1}{2}v, v_1\right) \cdot \text{mult } C \\ &= \text{Area}(T_1) \cdot \text{mult } C. \end{aligned}$$

Assume $\omega(e)$ is even. Then there are $\frac{\omega(e)}{2} - 1$ possibilities to separate e to two edges with different directions (that is, with $n \neq m$). Each counts with the factor $2 \text{Area}(T_1)$. Also, there is one possibility to separate it to two edges with the same direction, which counts $\text{Area}(T_1)$. Altogether, we have to count the rational curve

with the factor

$$\left(\frac{\omega(e)}{2} - 1\right) \cdot 2 \operatorname{Area}(T_1) + \operatorname{Area}(T_1) = (\omega(e) - 1) \cdot \operatorname{Area}(T_1).$$

Assume $\omega(e)$ is odd. Then there are $\frac{\omega(e)-1}{2}$ possibilities to split e to two edges with different direction, and each counts with the factor $2 \operatorname{Area}(T_1)$. In any case, we have to count with the factor $(\omega(e) - 1) \cdot \operatorname{Area}(T_1)$. Note that $\omega(e) - 1$ is equal to the number of lattice points on the side of the boundary of T_1 which is dual to e . But as we have to count these possibilities for all edges of higher weight, we have to add it for all three sides of T_1 , that is, altogether, we get $b(T_1) \cdot \operatorname{Area}(T_1)$. Hence, to count the elliptic curves with a flat cycle we have to count each rational curve C with the factor $\sum_T b(T) \cdot \operatorname{Area}(T)$ where T goes over all triangles in the Newton subdivision dual to C .

Let $\operatorname{def}(C') = 2$. By 4.10 we have to count it with the factor $\operatorname{Area}(T) - \frac{1}{2}$. Hence, to count the elliptic curves with a contracted cycle we have to count each rational curve C with the factor $\sum_T \operatorname{Area}(T) - \frac{1}{2}$ where T goes over all triangles in the Newton subdivision dual to C .

Let us sum up:

$$\begin{aligned} & \left(\sum_T i(T) \cdot 2 \operatorname{Area}(T) + \sum_T b(T) \cdot \operatorname{Area}(T) + \sum_T \left(\operatorname{Area}(T) - \frac{1}{2} \right) \right) \cdot \operatorname{mult} C \\ &= \left(\sum_T \left((2i(T) + b(T) + 1) \cdot \operatorname{Area}(T) - \frac{1}{2} \right) \right) \cdot \operatorname{mult} C \\ &= \left(\sum_T \left(2 \operatorname{Area}(T)^2 - \frac{1}{2} \right) \right) \cdot \operatorname{mult} C \end{aligned}$$

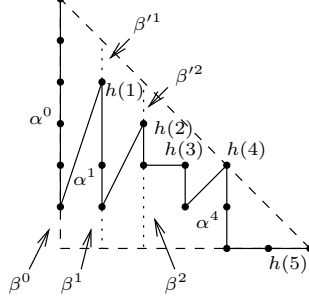
where T goes over all triangles in the Newton subdivision dual to C . □

At last, we want to apply lemma 7.1 to a set of rational curves passing through a certain point configuration, namely the point configuration which is used in [6], theorem 2, to prove that marked tropical curves are dual to lattice paths. Our application results in a faster way to count lattice paths dual to rational curves.

Let $\lambda(x, y) = x - \varepsilon y$ with a very small $\varepsilon > 0$. Due to [6] theorem 2 we know that the number of λ -increasing paths in the triangle Δ_d is equal to the number of tropical curves through a certain point configuration \mathcal{P}_λ .

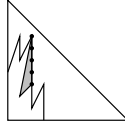
Use the notations of chapter 3 of [3]. The tropical curves through \mathcal{P}_λ are dual to a set of Newton subdivisions. In proposition 3.8 and remark 3.9 of [3] we have seen that we can count instead of these Newton subdivisions the column-wise Newton subdivisions for a path. Note that the set of Newton subdivisions which really appear as dual subdivisions of a tropical curve through \mathcal{P}_λ and the column-wise Newton subdivisions only differ in the location of some parallelograms, the size and locations of the triangles coincide. As for our sum from 7.1 we only count the triangles, we can therefore use the column-wise Newton subdivisions as well. In remark 3.7 of [3] we have seen that a path can only have steps which move one column to the right (with a simultaneous up or down movement), or steps which

stay in the same column and move down. The following picture shows such a path and recalls the notations.



For the path in the picture, we have $\alpha^0 = 5$, $\alpha^1 = (1, 1)$, $\alpha^2 = 1$, $\alpha^3 = 1$, $\alpha^4 = 2$, $\alpha^5 = 0$ and $\alpha^6 = 0$; and $h(1) = 4$, $h(2) = 3$, $h(3) = 2$, $h(4) = 2$, $h(5) = 0$. The only possibilities for the sequences β' are: $\beta'^1 = 1$, $\beta'^2 = 1$, $\beta'^3 = 1$, $\beta'^4 = 0$, $\beta'^5 = 1$. The only possibilities for the sequences β are: $\beta^0 = 1$, $\beta^1 = 1$, $\beta^2 = 2$, $\beta^3 = 1$, $\beta^4 = 0$, $\beta^5 = 0$.

Proposition 3.8 of [3] then gives us a formula to compute the number of column-wise Newton subdivisions times the multiplicity for a path. To get the number we want, we only have to multiply with the factor $(2 \text{Area}(T)^2 - \frac{1}{2})$ for each triangle. But note that as in remark 3.9 of [3] the position of the triangles below a path are such that they lie in one column and point to the left. That is, they do not have any interior lattice points, and their area is equal to $\frac{1}{2}$ times the length of their right side:



There is an analogous statement for triangles above the path, of course. So, including this factor, we get the following formula:

Corollary 7.2

The following formula holds for all $d \geq 3$:

$$N(d) = \frac{1}{\binom{d-1}{2}} \cdot \sum_{\gamma} \sum_{(\beta^0, \dots, \beta^d), (\beta'^0, \dots, \beta'^d)} \binom{\alpha^{i+1} + \beta^{i+1}}{\beta^i} \cdot \binom{\alpha^i + \beta^i}{\beta'^{i+1}} \\ \cdot I^{\alpha^{i+1} + \beta^{i+1} - \beta^i} \cdot I^{\alpha^i + \beta'^i - \beta'^{i+1}} \\ \cdot \left(\frac{I^2 - 1}{2} \cdot (\alpha^{i+1} + \beta^{i+1} - \beta^i) + \frac{I^2 - 1}{2} \cdot (\alpha^i + \beta'^i - \beta'^{i+1}) \right)$$

where the first sum goes over all paths γ and the second sum goes over all sequences $(\beta^0, \dots, \beta^d)$ and $(\beta'^0, \dots, \beta'^d)$ such that $\beta^0 = (d - \alpha^0, 0 \dots, 0)$, $I\alpha^i + I\beta^i = h(i)$, $\beta'^0 = 0$ and $d - i - I\beta'^i = h(i)$, and where for a sequence $\alpha = (\alpha_1, \alpha_2, \alpha_3, \dots)$ $\frac{I^2 - 1}{2} \cdot \alpha$ denotes the sum $\frac{2^2 - 1}{2} \cdot \alpha_2 + \frac{3^2 - 1}{2} \cdot \alpha_3 + \dots$

Proof:

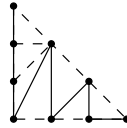
Using G. Mikhalkin's Correspondence Theorem (see theorem 2 of [6]) we conclude

that $N(d) = N_{\text{trop}}(d)$. Furthermore, $\binom{d-1}{2}N_{\text{trop}}(d) = E_{\text{trop}}(d) = \deg_{\text{ev} \times j}(\mathcal{P})$, where we can choose any point configuration \mathcal{P} by theorem 6.3 and theorem 5.1. So $N(d) = \frac{1}{\binom{d-1}{2}}E_{\text{trop}}(d)$ and it remains to argue why the right hand side of the formula above (times $\binom{d-1}{2}$) is equal to $E_{\text{trop}}(d)$. We can choose a point $\mathcal{P} = (p_1, \dots, p_n, l)$ with a very small last coordinate l for the cycle length, and such that (p_1, \dots, p_n) are in the position described in [6], theorem 2. We apply lemma 7.1 that tells us that $E_{\text{trop}}(d) = \sum_C (\sum_T (2 \text{Area}(T)^2 - \frac{1}{2}) \cdot \text{mult } C)$, where C goes over all rational curves through the $3d - 1$ points and T goes over all triangles in the Newton subdivision dual to C . The Newton subdivision dual to the rational curves through (p_1, \dots, p_n) differ from the column-wise Newton subdivisions (as defined in remark 3.9 of [3]) only in the location of some parallelograms. Size and location of the triangles coincide. Therefore the above sum is equal to $\sum_N (\sum_T (2 \text{Area}(T)^2 - \frac{1}{2}) \cdot \text{mult}(N))$, where N goes over all column-wise Newton subdivisions arising from Newton subdivisions dual to rational tropical curves through (p_1, \dots, p_n) . Proposition 3.8 of [3] gives us a formula to compute the number of column-wise Newton subdivisions times their multiplicity. We only have to multiply this formula with the factor $(2 \text{Area}(T)^2 - \frac{1}{2})$ for each triangle. As in remark 3.9 of [3] the position of the triangles in a column-wise Newton subdivision are such that they lie in one column and point to the left. That is, they do not have any interior lattice points, and their area is equal to $\frac{1}{2}$ times the length of their right side. The factor $\binom{\alpha^{i+1} + \beta^{i+1}}{\beta^i} \cdot \binom{\alpha^i + \beta^i}{\beta^{i+1}}$ counts the possibilities to arrange parallelograms below and above the path (hence the number of Newton subdivisions). The factor $I^{\alpha^{i+1} + \beta^{i+1} - \beta^i} \cdot I^{\alpha^i + \beta^i - \beta^{i+1}}$ counts the double areas of the triangles - hence the multiplicity of the curves dual to the path. (See also remark 3.9 of [3]). The factor $\frac{I^2 - 1}{2} \cdot (\alpha^{i+1} + \beta^{i+1} - \beta^i) + \frac{I^2 - 1}{2} \cdot (\alpha^i + \beta^i - \beta^{i+1})$ is the factor $(2 \text{Area}(T)^2 - \frac{1}{2})$ for each triangle. \square

Note that even though this sum looks at the first glance more complicated than the sum from proposition 3.8 of [3], it is easier to compute, because we count a lot of paths with the factor 0 — all paths with only steps of size 1.

Example 7.3

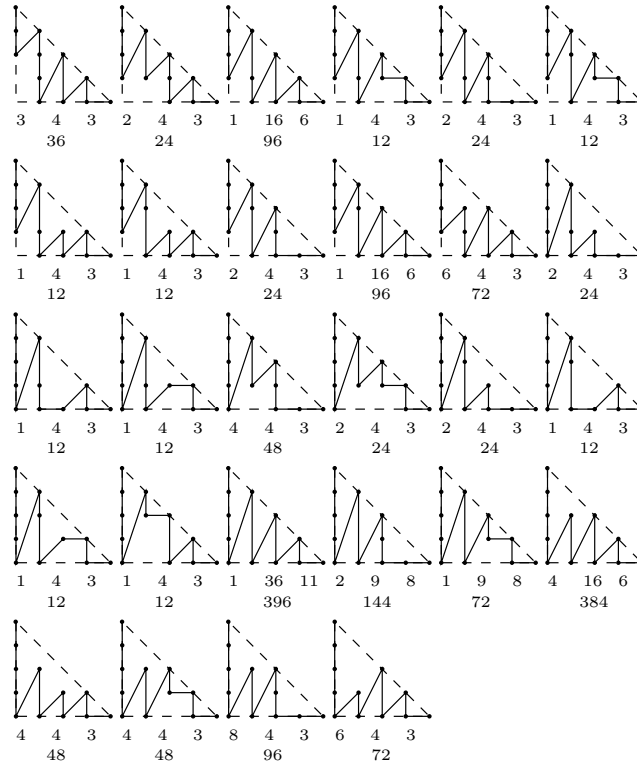
For $d = 3$, there is only one lattice path with a step of size bigger than one.



There is only one possible Newton subdivision for this path, as indicated in the picture. There are two triangles of area 1. Both contribute $\frac{3}{2} \cdot \text{mult } C = \frac{3}{2} \cdot 4 = 6$. Altogether, we get $6 + 6 = 12 = N(3)$, as expected.

Example 7.4

For $d = 4$, we only have to consider the paths below, because all other paths have only steps of size 1.



There are three numbers in the first row below each path: the first number is the number of possible Newton subdivisions. The second number is the multiplicity of the tropical curves dual to these Newton subdivisions. (Hence the product of the first two numbers is the multiplicity of the path.) The third number is the factor $\sum_T (2 \text{Area}(T)^2 - \frac{1}{2})$ with which we have to count here. The fourth number, in the second row, is the product of the three numbers above, so we have to count each path with that number. The sum of the numbers in the second row is $1860 = 3 \cdot 620 = 3 \cdot N(d)$, as claimed.

REFERENCES

- [1] William Fulton. *Intersection Theory*. Number 2 in *Ergebnisse der Mathematik und ihrer Grenzgebiete*. Springer, 1998.
- [2] Andreas Gathmann and Hannah Markwig. Kontsevich’s formula and the WDVV equations in tropical geometry. *Adv. in Math.* (to appear). arXiv:math.AG/0509628, 2005.
- [3] Andreas Gathmann and Hannah Markwig. The Caporaso-Harris formula and plane relative Gromov-Witten invariants in tropical geometry. *Math. Ann.*, 338:845–868, 2007. arXiv:math.AG/0504392.
- [4] Andreas Gathmann and Hannah Markwig. The numbers of tropical plane curves through points in general position. *J. Reine Angew. Math.*, 602:155–177, 2007. arXiv:math.AG/0504390.
- [5] Hannah Markwig. *The enumeration of plane tropical curves*. PhD thesis, TU Kaiserslautern, 2006.
- [6] Grigory Mikhalkin. Enumerative tropical geometry in \mathbb{R}^2 . *J. Amer. Math. Soc.*, 18:313–377, 2005. arXiv:math.AG/0312530.
- [7] Grigory Mikhalkin. Tropical geometry and its applications. In M. Sanz-Sole et al., editor, *Invited lectures v. II, Proc. of the ICM Madrid*, pages 827–852, 2006. arXiv:math.AG/0601041.

- [8] Rahul Pandharipande. Counting elliptic plane curves with fixed j -invariant. *Proc. AMS*, 125:3471–3479, 1997. alg-geom/9505023.
- [9] Johannes Rau. The index of a linear map of lattices. Preprint, TU Kaiserslautern, 2006.

MICHAEL KERBER, FACHBEREICH MATHEMATIK, TECHNISCHE UNIVERSITÄT KAISERSLAUTERN, POSTFACH 3049, 67653 KAISERSLAUTERN, GERMANY

E-mail address: `mkerber@mathematik.uni-kl.de`

HANNAH MARKWIG, FACHBEREICH MATHEMATIK, TECHNISCHE UNIVERSITÄT KAISERSLAUTERN, POSTFACH 3049, 67653 KAISERSLAUTERN, GERMANY

E-mail address: `markwig@mathematik.uni-kl.de`