

Noncommutative Involutive Bases

Thesis submitted to the University of Wales in support of
the application for the degree of Philosophiæ Doctor

by

Gareth Alun Evans

School of Informatics
The University of Wales, Bangor
September 2005



DECLARATION

This work has not previously been accepted in substance for any degree and is not being concurrently submitted in candidature for any degree.

Signed (candidate)

Date

STATEMENT 1

This thesis is the result of my own investigations, except where otherwise stated. Other sources are acknowledged by explicit references. A bibliography is appended.

Signed (candidate)

Date

STATEMENT 2

I hereby give consent for my thesis, if accepted, to be available for photocopying and for inter-library loan, and for the title and summary to be made available to outside organisations.

Signed (candidate)

Date

Summary

The theory of Gröbner Bases originated in the work of Buchberger [11] and is now considered to be one of the most important and useful areas of symbolic computation. A great deal of effort has been put into improving Buchberger’s algorithm for computing a Gröbner Basis, and indeed in finding alternative methods of computing Gröbner Bases. Two of these methods include the Gröbner Walk method [1] and the computation of Involutive Bases [58].

By the mid 1980’s, Buchberger’s work had been generalised for noncommutative polynomial rings by Bergman [8] and Mora [45]. This thesis provides the corresponding generalisation for Involutive Bases and (to a lesser extent) the Gröbner Walk, with the main results being as follows.

- (1) Algorithms for several new noncommutative involutive divisions are given, including strong; weak; global and local divisions.
- (2) An algorithm for computing a noncommutative Involutive Basis is given. When used with one of the aforementioned involutive divisions, it is shown that this algorithm returns a noncommutative Gröbner Basis on termination.
- (3) An algorithm for a noncommutative Gröbner Walk is given, in the case of conversion between two harmonious monomial orderings. It is shown that this algorithm generalises to give an algorithm for performing a noncommutative Involutive Walk, again in the case of conversion between two harmonious monomial orderings.
- (4) Two new properties of commutative involutive divisions are introduced (stability and extendibility), respectively ensuring the termination of the Involutive Basis algorithm and the applicability (under certain conditions) of homogeneous methods of computing Involutive Bases.

Source code for an initial implementation of an algorithm to compute noncommutative Involutive Bases is provided in Appendix B. This source code, written using ANSI C and a series of libraries (AlgLib) provided by MSSRC [46], forms part of a larger collection of programs providing examples for the thesis, including implementations of the commutative and noncommutative Gröbner Basis algorithms [11, 45]; the commutative Involutive Basis algorithm for the Pommaret and Janet involutive divisions [58]; and the Knuth-Bendix critical pairs completion algorithm for monoid rewrite systems [39].

Acknowledgements

Many people have inspired me to complete this thesis, and I would like to take this opportunity to thank some of them now.

I would like to start by thanking my family for their constant support, especially my parents who have encouraged me every step of the way. *Mae fy nyled yn fawr iawn i chi.*

I would like to thank Prof. Larry Lambe from MSSRC, whose software allowed me to test my theories in a way that would not have been possible elsewhere.

Thanks to all the Mathematics Staff and Students I have had the pleasure of working with over the past seven years. Particular thanks go to Dr. Bryn Davies, who encouraged me to think independently; to Dr. Jan Abas, who inspired me to reach goals I never thought I could reach; and to Prof. Ronnie Brown, who introduced me to Involutive Bases.

I would like to finish by thanking my Supervisor Dr. Chris Wensley. Our regular meetings kept the cogs in motion and his insightful comments enabled me to avoid wrong turnings and to get the little details right. *Diolch yn fawr!*

This work has been gratefully supported by the EPSRC and by the School of Informatics at the University of Wales, Bangor.

“No one has ever done anything like this.”

“That’s why it’s going to work.”

The Matrix [54]

Contents

Summary	ii
Acknowledgements	iii
Introduction	1
Background	1
Structure and Principal Results	5
1 Preliminaries	9
1.1 Rings and Ideals	9
1.1.1 Groups and Rings	9
1.1.2 Polynomial Rings	10
1.1.3 Ideals	12
1.2 Monomial Orderings	14
1.2.1 Commutative Monomial Orderings	14
1.2.2 Noncommutative Monomial Orderings	16
1.2.3 Polynomial Division	17
2 Commutative Gröbner Bases	22
2.1 S-polynomials	22
2.2 Dickson's Lemma and Hilbert's Basis Theorem	27
2.3 Buchberger's Algorithm	30

2.4	Reduced Gröbner Bases	32
2.5	Improvements to Buchberger’s Algorithm	34
2.5.1	Buchberger’s Criteria	35
2.5.2	Homogeneous Gröbner Bases	39
2.5.3	Selection Strategies	40
2.5.4	Basis Conversion Algorithms	42
2.5.5	Optimal Variable Orderings	43
2.5.6	Logged Gröbner Bases	43
3	Noncommutative Gröbner Bases	46
3.1	Overlaps	47
3.2	Mora’s Algorithm	52
3.2.1	Termination	53
3.3	Reduced Gröbner Bases	54
3.4	Improvements to Mora’s Algorithm	56
3.4.1	Buchberger’s Criteria	56
3.4.2	Homogeneous Gröbner Bases	59
3.4.3	Selection Strategies	62
3.4.4	Logged Gröbner Bases	63
3.5	A Worked Example	63
3.5.1	Initialisation	63
3.5.2	Calculating and Reducing S-polynomials	64
3.5.3	Applying Buchberger’s Second Criterion	66
3.5.4	Reduction	68
4	Commutative Involutive Bases	70
4.1	Involutive Divisions	71
4.1.1	Involutive Reduction	73

4.1.2	Thomas, Pommaret and Janet divisions	74
4.2	Prolongations and Autoreduction	77
4.3	Continuity and Constructivity	80
4.4	The Involutive Basis Algorithm	86
4.5	Improvements to the Involutive Basis Algorithm	96
4.5.1	Improved Algorithms	96
4.5.2	Homogeneous Involutive Bases	96
4.5.3	Logged Involutive Bases	102
5	Noncommutative Involutive Bases	104
5.1	Noncommutative Involutive Reduction	105
5.2	Prolongations and Autoreduction	110
5.3	The Noncommutative Involutive Basis Algorithm	112
5.4	Continuity and Conclusivity	112
5.4.1	Properties for Strong Involutive Divisions	114
5.4.2	Properties for Weak Involutive Divisions	117
5.5	Noncommutative Involutive Divisions	119
5.5.1	Two Global Divisions	119
5.5.2	An Overlap-Based Local Division	124
5.5.3	A Strong Local Division	135
5.5.4	Alternative Divisions	142
5.6	Termination	148
5.7	Examples	149
5.7.1	A Worked Example	149
5.7.2	Involutive Rewrite Systems	154
5.7.3	Comparison of Divisions	157
5.8	Improvements to the Noncommutative Involutive Basis Algorithm	158
5.8.1	Efficient Reduction	158

5.8.2	Improved Algorithms	161
5.8.3	Logged Involutive Bases	162
6	Gröbner Walks	165
6.1	Commutative Walks	166
6.1.1	Matrix Orderings	166
6.1.2	The Commutative Gröbner Walk Algorithm	167
6.1.3	A Worked Example	169
6.1.4	The Commutative Involutive Walk Algorithm	176
6.2	Noncommutative Walks	176
6.2.1	Functional Decompositions	177
6.2.2	The Noncommutative Gröbner Walk Algorithm for Harmonious Monomial Orderings	179
6.2.3	A Worked Example	182
6.2.4	The Noncommutative Involutive Walk Algorithm for Harmonious Monomial Orderings	185
6.2.5	A Worked Example	187
6.2.6	Noncommutative Walks Between Any Two Monomial Orderings?	190
7	Conclusions	191
7.1	Current State of Play	191
7.2	Future Directions	192
A	Proof of Propositions 5.5.31 and 5.5.32	194
A.1	Proposition 5.5.31	194
A.2	Proposition 5.5.32	203
B	Source Code	212
B.1	Methodology	212
B.1.1	MSSRC	213

B.1.2	AlgLib	214
B.2	Listings	215
B.2.1	README	216
B.2.2	arithmetic_functions.h	219
B.2.3	arithmetic_functions.c	220
B.2.4	file_functions.h	226
B.2.5	file_functions.c	227
B.2.6	fralg_functions.h	238
B.2.7	fralg_functions.c	240
B.2.8	list_functions.h	268
B.2.9	list_functions.c	271
B.2.10	ncinv_functions.h	290
B.2.11	ncinv_functions.c	291
B.2.12	involutive.c	340
C	Program Output	356
C.1	Sample Sessions	356
C.1.1	Session 1: Locally Involutive Bases	356
C.1.2	Session 2: Involutive Complete Rewrite Systems	358
C.1.3	Session 3: Noncommutative Involutive Walks	361
C.1.4	Session 4: Ideal Membership	365
	Bibliography	368
	Index	374

List of Algorithms

1	The Commutative Division Algorithm	19
2	The Noncommutative Division Algorithm	20
3	A Basic Commutative Gröbner Basis Algorithm	31
4	The Commutative Unique Reduced Gröbner Basis Algorithm	35
5	Mora’s Noncommutative Gröbner Basis Algorithm	52
6	The Noncommutative Unique Reduced Gröbner Basis Algorithm	57
7	The Commutative Involution Division Algorithm	73
8	The Commutative Autoreduction Algorithm	78
9	The Commutative Involution Basis Algorithm	87
10	The Noncommutative Involution Division Algorithm	108
11	The Noncommutative Autoreduction Algorithm	110
12	The Noncommutative Involution Basis Algorithm	113
13	The Left Overlap Division \mathcal{O}	127
14	‘DisjointCones’ Function for Algorithm 15	136
15	The Strong Left Overlap Division \mathcal{S}	137
16	The Two-Sided Left Overlap Division \mathcal{W}	145
17	The Commutative Gröbner Walk Algorithm	168
18	The Commutative Involution Walk Algorithm	175
19	The Noncommutative Gröbner Walk Algorithm for Harmonious Monomial Orderings	180
20	The Noncommutative Involution Walk Algorithm for Harmonious Monomial Orderings	185

Introduction

Background

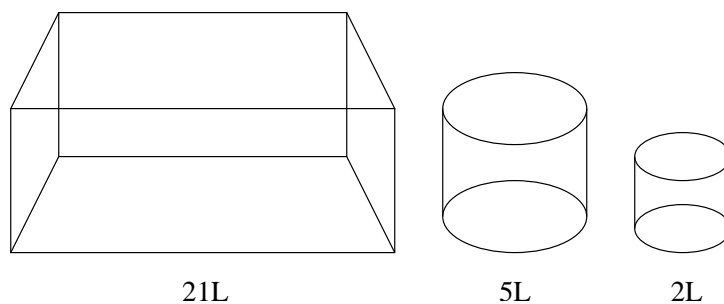
Gröbner Bases

During the second half of the twentieth century, one of the most successful applications of symbolic computation was in the development and application of *Gröbner Basis* theory for finding special bases of ideals in commutative polynomials rings. Pioneered by Bruno Buchberger in 1965 [11], the theory allowed an answer to the question “What is the unique remainder when a polynomial is divided by a set of polynomials?”. Buchberger’s algorithm for computing a Gröbner Basis was improved and refined over several decades [1, 10, 21, 29], aided by the development of powerful symbolic computation systems over the same period. Today there is an implementation of Buchberger’s algorithm in virtually all general purpose symbolic computation systems, including Maple [55] and Mathematica [57], and many more specialised systems.

What is a Gröbner Basis?

Consider the problem of finding the remainder when a number is divided by a set of numbers. If the dividing set contains just one number, then the problem only has one solution. For example, “5” is the only possible answer to the question “What is $20 \div 4$?”. If the dividing set contains more than one number however, there may be several solutions, as the division can potentially be performed in more than one way.

Example. Consider a tank containing 21L of water. Given two empty jugs, one with a capacity of 2L and the other 5L, is it possible to empty the tank using just the jugs, assuming only full jugs of water may be removed from the tank?



Trying to empty the tank using the 2L jug only, we are able to remove $10 \times 2 = 20\text{L}$ of water from the tank, and we are left with 1L of water in the tank. Repeating with the 5L jug, we are again left with 1L of water in the tank. If we alternate between the jugs however (removing 2L of water followed by 5L followed by 2L and so on), the tank this time does become empty, because $21 = 2 + 5 + 2 + 5 + 2 + 5$.

The observation that we are left with a different volume of water in the tank dependent upon how we try to empty it corresponds to the idea that the remainder obtained when dividing the number 21 by the numbers 2 and 5 is dependent upon how the division is performed.

This idea also applies when dividing polynomials by sets of polynomials — remainders here will also be dependent upon how the division is performed. However, if we divide a polynomial with respect to a set of polynomials that is a Gröbner Basis, then we will always obtain the same remainder no matter how the division is performed. This fact, along with the fact that any set of polynomials can be transformed into an equivalent set of polynomials that is a Gröbner Basis, provides the main ingredients of Gröbner Basis theory.

Remark. The ‘Gröbner Basis’ for our water tank example would be just a 1L jug, allowing us to empty any tank containing $n\text{L}$ of water (where $n \in \mathbb{N}$).

Applications

There are numerous applications of Gröbner Bases in all branches of mathematics, computer science, physics and engineering [12]. Topics vary from geometric theorem proving to solving systems of polynomial equations, and from algebraic coding theory to the design of experiments in statistics.

Example. Let $F := \{x + y + z = 6, x^2 + y^2 + z^2 = 14, x^3 + y^3 + z^3 = 36\}$ be a set of polynomial equations. One way of solving this set for x , y and z is to compute a *lexicographic* Gröbner Basis for F . This yields the set $G := \{x + y + z = 6, y^2 + yz + z^2 - 6y - 6z = -11, z^3 - 6z^2 + 11z = 6\}$, the final member of which is a univariate polynomial in z , a polynomial we can solve to deduce that $z = 1, 2$ or 3 . Substituting back into the second member of G , when $z = 1$, we obtain the polynomial $y^2 - 5y + 6 = 0$, which enables us to deduce that $y = 2$ or 3 ; when $z = 2$, we obtain the polynomial $y^2 - 4y + 3 = 0$, which enables us to deduce that $y = 1$ or 3 ; and when $z = 3$, we obtain the polynomial $y^2 - 3y + 2 = 0$, which enables us to deduce that $y = 1$ or 2 . Further substitution into $x + y + z = 6$ then enables us to deduce the value of x in each of the above cases, enabling us to give the following table of solutions for F .

x	3	2	3	1	2	1
y	2	3	1	3	1	2
z	1	1	2	2	3	3

Involutive Bases

As Gröbner Bases became popular, researchers noticed a connection between Buchberger's ideas and ideas originating from the Janet-Riquier theory of Partial Differential Equations developed in the early 20th century (see for example [44]). This link was completed for commutative polynomial rings by Zharkov and Blinkov in the early 1990's [58] when they gave an algorithm to compute an *Involutive Basis* that provides an alternative way of computing a Gröbner Basis. Early implementations of this algorithm (an elementary introduction to which can be found in [13]) compared favourably with the most advanced implementations of Buchberger's algorithm, with results in [25] showing the potential of the Involutive method in terms of efficiency.

What is an Involutive Basis?

Given a Gröbner Basis G , we know that the remainder obtained from dividing a polynomial with respect to G will always be the same no matter how the division is performed. With an Involutive Basis, the difference is that there is only one way for the division to be performed, so that unique remainders are also obtained uniquely.

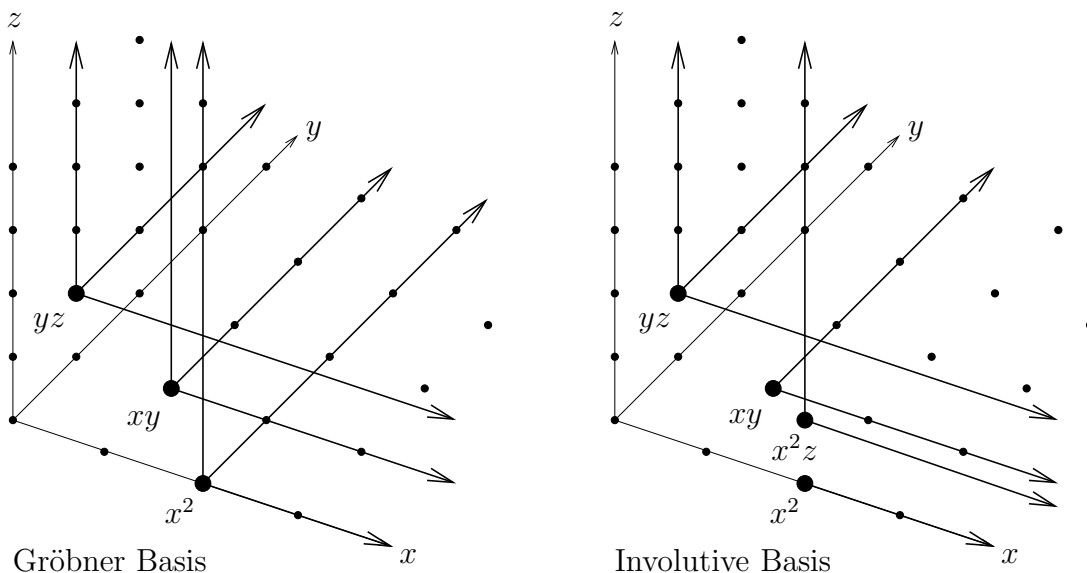
This effect is achieved through assigning a set of *multiplicative variables* to each polynomial

in an Involutive Basis H , imposing a restriction on how polynomials may be divided by H by only allowing any polynomial $h \in H$ to be multiplied by its corresponding multiplicative variables. Popular schemes of assigning multiplicative variables include those based on the work of Janet [35], Thomas [52] and Pommaret [47].

Example. Consider the Janet Involutive Basis $H := \{xy - z, yz + 2x + z, 2x^2 + xz + z^2, 2x^2z + xz^2 + z^3\}$ with multiplicative variables as shown in the table below.

Polynomial	Janet Multiplicative Variables
$xy - z$	$\{x, y\}$
$yz + 2x + z$	$\{x, y, z\}$
$2x^2 + xz + z^2$	$\{x\}$
$2x^2z + xz^2 + z^3$	$\{x, z\}$

To illustrate that any polynomial may only be *involutively divisible* by at most one member of any Involutive Basis, we include the following two diagrams, showing which monomials are involutively divisible by H , and which are divisible by the corresponding Gröbner Basis $G := \{xy - z, yz + 2x + z, 2x^2 + xz + z^2\}$.



Note that the irreducible monomials of both bases all appear in the set $\{1, x, y^i, z^i, xz^i\}$, where $i \geq 1$; and that the cube, the 2 planes and the line shown in the right hand diagram do not overlap.

Noncommutative Bases

There are certain types of noncommutative algebra to which methods for commutative Gröbner Bases may be applied. Typically, these are algebras with generators $\{x_1, \dots, x_n\}$ for which products $x_j x_i$ with $j > i$ may be rewritten as $(x_i x_j + \text{other terms})$. For example, version 3-0-0 of Singular [31] (released in June 2005) allows the computation of Gröbner Bases for G -algebras.

To compute Gröbner Bases for ideals in free associative algebras however, one must turn to the theory of *noncommutative Gröbner Bases*. Based on the work of Bergman [8] and Mora [45], the theory answers the question “What is the remainder when a noncommutative polynomial is divided by a set of noncommutative polynomials?”, and allows us to find Gröbner Bases for such algebras as path algebras [37].

The final piece of the jigsaw is to mirror the application of Zharkov and Blinkov’s Involutive methods to the noncommutative case. This thesis provides the first extended attempt at accomplishing this task, improving the author’s first basic algorithms for computing *noncommutative Involutive Bases* [20] and providing a full theoretical foundation for these algorithms.

Structure and Principal Results

This thesis can be broadly divided into two parts: Chapters 1 through 4 survey the building blocks required for the theory of noncommutative Involutive Bases; the remainder of the thesis then describes this theory together with different ways of computing noncommutative Involutive Bases.

Part 1

Chapter 1 contains accounts of some necessary preliminaries for our studies – a review of both commutative and noncommutative polynomial rings; ideals; monomial orderings; and polynomial division.

We survey the theory of *commutative Gröbner Bases* in Chapter 2, basing our account on many sources, but mainly on the books [7] and [22]. We present the theory from the viewpoint of S-polynomials (for example defining a Gröbner Basis in terms of S-

polynomials), mainly because Buchberger’s algorithm for computing a Gröbner Basis deals predominantly with S-polynomials. Towards the end of the Chapter, we describe some of the theoretical improvements of Buchberger’s algorithm, including the usage of selection strategies, optimal variable orderings and Logged Gröbner Bases.

The viewpoint of defining Gröbner Bases in terms of S-polynomials continues in Chapter 3, where we encounter the theory of *noncommutative Gröbner Bases*. We discover that the theory is quite similar to that found in the previous chapter, apart from the definition of an S-polynomial and the fact that not all input bases will have finite Gröbner Bases.

In Chapter 4, we acquaint ourselves with the theory of *commutative Involutive Bases*. This is based on the work of Zharkov and Blinkov [58]; Gerdt and Blinkov [25, 26]; Gerdt [23, 24]; Seiler [50, 51]; and Apel [2, 3], with the notation and conventions taken from a combination of these papers. For example, notation for involutive cones and multiplicative variables is taken from [25], and the definition of an involutive division and the algorithm for computing an Involutive Basis is taken from [50].

As for the content of Chapter 4, we introduce the Janet, Pommaret and Thomas divisions in Section 4.1; describe what is meant by a prolongation and autoreduction in Section 4.2; introduce the properties of continuity and constructivity in Section 4.3; give the Involutive Basis algorithm in Section 4.4; and describe some improvements to this algorithm in Section 4.5. In between all of this, we introduce two new properties of involutive divisions, stability and extendibility, that ensure (respectively) the termination of the Involutive Basis algorithm and the applicability (under certain conditions) of homogeneous methods of computing Involutive Bases.

Part 2

The main results of the thesis are contained in Chapter 5, where we introduce the theory of *noncommutative Involutive Bases*. In Section 5.1, we define two methods of performing noncommutative involutive reduction, the first of which (using thin divisors) allows the mirroring of theory from Chapter 4, and the second of which (using thick divisors) allows efficient computation of involutive remainders. We also define what is meant by a noncommutative involutive division, and give an algorithm for performing noncommutative involutive reduction.

In Section 5.2, we generalise the notions of prolongation and autoreduction to the non-

commutative case, introducing two different types of prolongation (left and right) to reflect the fact that left and right multiplication are different operations in noncommutative polynomial rings. These notions are then utilised in the algorithm for computing a noncommutative Involutive Basis, which we present in Section 5.3.

In Section 5.4, we introduce two properties of noncommutative involutive divisions. Continuity helps ensure that any Locally Involutive Basis is an Involutive Basis; conclusivity ensures that for any given input basis, a finite Involutive Basis will exist if and only if a finite Gröbner Basis exists. A third property is also introduced for weak involutive divisions to ensure that any Locally Involutive Basis is a Gröbner Basis (Involutive Bases with respect to strong involutive divisions are automatically Gröbner Bases).

Section 5.5 provides several involutive divisions for use with the noncommutative Involutive Basis algorithm, including two global divisions and ten local divisions. The properties of these divisions are analysed, with full proofs given that certain divisions satisfy certain properties. We also show that some divisions are naturally suited for efficient involutive reduction, and speculate on the existence of further involutive divisions.

In Section 5.6, we briefly discuss the topic of the termination of the noncommutative Involutive Basis algorithm. In Section 5.7, we provide several examples showing how noncommutative Involutive Bases are computed, including examples demonstrating the computation of involutive complete rewrite systems for groups. Finally, in Section 5.8, we discuss improvements to the noncommutative Involutive Basis algorithm, including how to introduce efficient involutive reduction and Logged Involutive Bases.

Chapter 6 introduces and generalises the theory of the *Gröbner Walk*, where a Gröbner Basis with respect to one monomial ordering may be computed from a Gröbner Basis with respect to another monomial ordering. In Section 6.1, we summarise the theory of the commutative Gröbner Walk (based on the papers [1] and [18]), and we describe a generalisation of the theory to the Involutive case due to Golubitsky [30]. In Section 6.2, we then go on to partially generalise the theory to the noncommutative case, giving algorithms to perform both Gröbner and Involutive Walks between two harmonious monomial orderings.

After some concluding remarks in Chapter 7, we provide full proofs for two Propositions from Section 5.5 in Appendix A. Appendix B then provides ANSI C source code for an initial implementation of the noncommutative Involutive Basis algorithm, together with

a brief description of the `AlgLib` libraries used in conjunction with the code. Finally, in Appendix C, we provide sample sessions showing the program given in Appendix B in action.

Chapter 1

Preliminaries

In this chapter, we will set out some algebraic concepts that will be used extensively in the following chapters. In particular, we will introduce polynomial rings and ideals, the main objects of study in this thesis.

1.1 Rings and Ideals

1.1.1 Groups and Rings

Definition 1.1.1 A *binary operation* on a set S is a function $*$: $S \times S \rightarrow S$ such that associated with each ordered pair (a, b) of elements of S is a uniquely defined element $(a * b) \in S$.

Definition 1.1.2 A *group* is a set G , with a binary operation $*$, such that the following conditions hold.

- (a) $g_1 * g_2 \in G$ for all $g_1, g_2 \in G$ (closure).
- (b) $g_1 * (g_2 * g_3) = (g_1 * g_2) * g_3$ for all $g_1, g_2, g_3 \in G$ (associativity).
- (c) There exists an element $e \in G$ such that for all $g \in G$, $e * g = g = g * e$ (identity).
- (d) For each element $g \in G$, there exists an element $g^{-1} \in G$ such that $g^{-1} * g = e = g * g^{-1}$ (inverses).

Definition 1.1.3 A group G is *abelian* if the binary operation of the group is commutative, that is $g_1 * g_2 = g_2 * g_1$ for all $g_1, g_2 \in G$. The operation in an abelian group is often written additively, as $g_1 + g_2$, with the inverse of g written $-g$.

Definition 1.1.4 A *rng* is a set R with two binary operations $+$ and \times , known as addition and multiplication, such that addition has an identity element 0 , called *zero*, and the following axioms hold.

- (a) R is an abelian group with respect to addition.
- (b) $(r_1 \times r_2) \times r_3 = r_1 \times (r_2 \times r_3)$ for all $r_1, r_2, r_3 \in R$ (multiplication is associative).
- (c) $r_1 \times (r_2 + r_3) = r_1 \times r_2 + r_1 \times r_3$ and $(r_1 + r_2) \times r_3 = r_1 \times r_3 + r_2 \times r_3$ for all $r_1, r_2, r_3 \in R$ (the distributive laws hold).

Definition 1.1.5 A rng R is a *ring* if it contains a unique element 1 , called the *unit* element, such that $1 \neq 0$ and $1 \times r = r = r \times 1$ for all $r \in R$.

Definition 1.1.6 A ring R is *commutative* if multiplication (as well as addition) is commutative, that is $r_1 \times r_2 = r_2 \times r_1$ for all $r_1, r_2 \in R$.

Definition 1.1.7 A ring R is *noncommutative* if $r_1 \times r_2 \neq r_2 \times r_1$ for some $r_1, r_2 \in R$.

Definition 1.1.8 If S is a subset of a ring R that is itself a ring under the same binary operations of addition and multiplication, then S is a *subring* of R .

Definition 1.1.9 A ring R is a *division ring* if every nonzero element $r \in R$ has a multiplicative inverse r^{-1} . A *field* is a commutative division ring.

1.1.2 Polynomial Rings

Commutative Polynomial Rings

A nontrivial *polynomial* p in n (commuting) variables x_1, \dots, x_n is usually written as a sum

$$p = \sum_{i=1}^k a_i x_1^{e_i^1} x_2^{e_i^2} \dots x_n^{e_i^n}, \quad (1.1)$$

where k is a positive integer and each summand is a *term* made up of a nonzero *coefficient* a_i from some ring R and a *monomial* $x_1^{e_i^1} x_2^{e_i^2} \dots x_n^{e_i^n}$ in which the exponents e_i^1, \dots, e_i^n are

nonnegative integers. It is clear that each monomial may be represented in terms of its exponents only, as a *multidegree* $e_i = (e_i^1, e_i^2, \dots, e_i^n)$, so that a monomial may be written as a multiset \mathbf{x}^{e_i} over the set $\{x_1, \dots, x_n\}$. This leads to a more elegant representation of a nontrivial polynomial,

$$p = \sum_{\alpha \in \mathbb{N}^n} a_\alpha \mathbf{x}^\alpha, \quad (1.2)$$

and we may think of such a polynomial as a function f from the set of all multidegrees \mathbb{N}^n to the ring R with finite support (only a finite number of nonzero images).

Example 1.1.10 Let $p = 4x^2y + 2x + \frac{19}{80}$ be a polynomial in two variables x and y with coefficients in \mathbb{Q} . This polynomial can be represented by the function $f : \mathbb{N}^2 \rightarrow \mathbb{Q}$ given by

$$f(\alpha) = \begin{cases} 4, & \alpha = (2, 1) \\ 2, & \alpha = (1, 0) \\ \frac{19}{80}, & \alpha = (0, 0) \\ 0 & \text{otherwise.} \end{cases}$$

Remark 1.1.11 The zero polynomial $p = 0$ is represented by the function $f(\alpha) = 0_R$ for all possible α . The constant polynomial $p = 1$ is represented by the function $f(\alpha) = 1_R$ for $\alpha = (0, 0, \dots, 0)$, and $f(\alpha) = 0_R$ otherwise.

Remark 1.1.12 The product $m_1 \times m_2$ of two monomials m_1, m_2 with corresponding multidegrees $e_1, e_2 \in \mathbb{N}^n$ is the monomial corresponding to the multidegree $e_1 + e_2$. For example, if $m_1 = x_1^2 x_2 x_3^3$ and $m_2 = x_1 x_2 x_3^2$ (so that $e_1 = (2, 1, 3)$ and $e_2 = (1, 1, 2)$), then $m_1 \times m_2 = x_1^3 x_2^2 x_3^5$ as $e_1 + e_2 = (3, 2, 5)$.

Definition 1.1.13 Let $R[x_1, x_2, \dots, x_n]$ denote the set of all functions $f : \mathbb{N}^n \rightarrow R$ such that each function f represents a polynomial in n variables x_1, \dots, x_n with coefficients over a ring R . Given two functions $f, g \in R[x_1, x_2, \dots, x_n]$, let us define the functions $f + g$ and $f \times g$ as follows.

$$\begin{aligned} (f + g)(\alpha) &= f(\alpha) + g(\alpha) && \text{for all } \alpha \in \mathbb{N}^n; \\ (f \times g)(\alpha) &= \sum_{\beta + \gamma = \alpha} f(\beta) \times g(\gamma) && \text{for all } \alpha \in \mathbb{N}^n. \end{aligned}$$

Then the set $R[x_1, x_2, \dots, x_n]$ becomes a ring, known as the *polynomial ring in n variables over R* , with the functions corresponding to the zero and constant polynomials being the respective zero and unit elements of the ring.

Remark 1.1.14 In $R[x_1, x_2, \dots, x_n]$, R is known as the *coefficient ring*.

Noncommutative Polynomial Rings

A nontrivial *polynomial* p in n noncommuting variables x_1, \dots, x_n is usually written as a sum

$$p = \sum_{i=1}^k a_i w_i, \quad (1.3)$$

where k is a positive integer and each summand is a *term* made up of a nonzero *coefficient* a_i from some ring R and a *monomial* w_i that is a word over the alphabet $X = \{x_1, x_2, \dots, x_n\}$. We may think of a noncommutative polynomial as a function f from the set of all words X^* to the ring R .

Remark 1.1.15 The zero polynomial $p = 0$ is the polynomial $0_R \varepsilon$, where ε is the empty word in X^* . Similarly $1_R \varepsilon$ is the constant polynomial $p = 1$.

Remark 1.1.16 The product $w_1 \times w_2$ of two monomials $w_1, w_2 \in X^*$ is given by concatenation. For example, if $X = \{x_1, x_2, x_3\}$, $w_1 = x_3^2 x_2$ and $w_2 = x_1^3 x_3$, then $w_1 \times w_2 = x_3^2 x_2 x_1^3 x_3$.

Definition 1.1.17 Let $R\langle x_1, x_2, \dots, x_n \rangle$ denote the set of all functions $f : X^* \rightarrow R$ such that each function f represents a polynomial in n noncommuting variables with coefficients over a ring R . Given two functions $f, g \in R\langle x_1, x_2, \dots, x_n \rangle$, let us define the functions $f + g$ and $f \times g$ as follows.

$$\begin{aligned} (f + g)(w) &= f(w) + g(w) && \text{for all } w \in X^*; \\ (f \times g)(w) &= \sum_{u \times v = w} f(u) \times g(v) && \text{for all } w \in X^*. \end{aligned}$$

Then the set $R\langle x_1, x_2, \dots, x_n \rangle$ becomes a ring, known as the *noncommutative polynomial ring in n variables over R* , with the functions corresponding to the zero and constant polynomials being the respective zero and unit elements of the ring.

1.1.3 Ideals

Definition 1.1.18 Let \mathcal{R} be an arbitrary commutative ring. An *ideal* J in \mathcal{R} is a subring of \mathcal{R} satisfying the following additional condition: $jr \in J$ for all $j \in J, r \in \mathcal{R}$.

Remark 1.1.19 In the above definition, if \mathcal{R} is a polynomial ring in n variables over a ring R ($\mathcal{R} = R[x_1, \dots, x_n]$), the ideal J is a *polynomial ideal*. We will only consider polynomial ideals in this thesis.

Definition 1.1.20 Let \mathcal{R} be an arbitrary noncommutative ring.

- A *left (right) ideal* J in \mathcal{R} is a subring of \mathcal{R} satisfying the following additional condition: $rj \in J$ ($jr \in J$) for all $j \in J$, $r \in \mathcal{R}$.
- A *two-sided ideal* J in \mathcal{R} is a subring of \mathcal{R} satisfying the following additional condition: $r_1jr_2 \in J$ for all $j \in J$, $r_1, r_2 \in \mathcal{R}$.

Remark 1.1.21 Unless otherwise stated, all noncommutative ideals considered in this thesis will be two-sided ideals.

Definition 1.1.22 A set of polynomials $P = \{p_1, p_2, \dots, p_m\}$ is a *basis* for an ideal J of a noncommutative polynomial ring \mathcal{R} if every polynomial $q \in J$ can be written as

$$q = \sum_{i=1}^k \ell_i p_i r_i \quad (\ell_i, r_i \in \mathcal{R}, p_i \in P). \quad (1.4)$$

We say that P generates J , written $J = \langle P \rangle$.

Remark 1.1.23 The above definition has an obvious generalisation for left and right ideals of noncommutative polynomial rings and for ideals of commutative polynomial rings.

Example 1.1.24 Let \mathcal{R} be the noncommutative polynomial ring $\mathbb{Q}\langle x, y \rangle$, and let $J = \langle P \rangle$ be an ideal in \mathcal{R} , where $P := \{x^2y + yx - 2, yxy - x + 4y\}$. Consider the polynomial $q := 2x^3y + yx^2y + 2xyx - 4x^2y + x^3 - 2xy - 4x$, and let us ask if q is a member of the ideal. To answer this question, we have to find out if there is an expression for q of the type shown in Equation (1.4). In this case, it turns out that q is indeed a member of the ideal (because $q = 2x(x^2y + yx - 2) + (x^2y + yx - 2)xy - x^2(yxy - x + 4y)$), but how would we answer the question in general? This problem is known as the Ideal Membership Problem and is stated as follows.

Definition 1.1.25 (The Ideal Membership Problem) Given an ideal J and a polynomial q , does $q \in J$?

As we shall see shortly, the Ideal Membership Problem can be solved by dividing a polynomial with respect to a Gröbner Basis for the ideal J . But before we can discuss this, we must first introduce the notion of polynomial division, for which we require a fixed ordering on the monomials in any given polynomial.

1.2 Monomial Orderings

A *monomial ordering* is a bivariate function O which tells us which monomial is the larger of any two given monomials m_1 and m_2 . We will use the convention that $O(m_1, m_2) = 1$ if and only if $m_1 < m_2$, and $O(m_1, m_2) = 0$ if and only if $m_1 \geq m_2$. We can use a monomial ordering to order an arbitrary polynomial p by inducing an order on the terms of p from the order on the monomials associated with the terms.

Definition 1.2.1 A monomial ordering O is *admissible* if the following conditions are satisfied.

- (a) $1 < m$ for all monomials $m \neq 1$.
- (b) $m_1 < m_2 \Rightarrow m_\ell m_1 m_r < m_\ell m_2 m_r$ for all monomials¹ m_1, m_2, m_ℓ, m_r .

By convention, a polynomial is always written in descending order (with respect to a given monomial ordering), so that the *leading term* of the polynomial (with associated *leading coefficient* and *leading monomial*) always comes first.

Remark 1.2.2 For an arbitrary polynomial p , we will use $LT(p)$, $LM(p)$ and $LC(p)$ to denote the leading term, leading monomial and leading coefficient of p respectively.

1.2.1 Commutative Monomial Orderings

A monomial ordering usually requires an ordering on the variables in our chosen polynomial ring. Given such a ring $R[x_1, x_2, \dots, x_n]$, we will assume this order to be $x_1 > x_2 > \dots > x_n$.

We shall now consider the most frequently used monomial orderings, where throughout m_1 and m_2 will denote arbitrary monomials (with associated multidegrees $e_1 = (e_1^1, e_1^2, \dots, e_1^n)$

¹For a commutative monomial ordering, we can ignore the monomial m_r .

and $e_2 = (e_2^1, e_2^2, \dots, e_2^n)$, and $\deg(m_i)$ will denote the total degree of the monomial m_i (for example $\deg(x^2yz) = 4$). All orderings considered will be admissible.

The Lexicographical Ordering (Lex)

Define $m_1 < m_2$ if $e_1^i < e_2^i$ for some $1 \leq i \leq n$ and $e_1^j = e_2^j$ for all $1 \leq j < i$. In words, $m_1 < m_2$ if the first variable with different exponents in m_1 and m_2 has lower exponent in m_1 .

The Inverse Lexicographical Ordering (InvLex)

Define $m_1 < m_2$ if $e_1^i < e_2^i$ for some $1 \leq i \leq n$ and $e_1^j = e_2^j$ for all $i < j \leq n$. In words, $m_1 < m_2$ if the last variable with different exponents in m_1 and m_2 has lower exponent in m_1 .

The Degree Lexicographical Ordering (DegLex)

Define $m_1 < m_2$ if $\deg(m_1) < \deg(m_2)$ or if $\deg(m_1) = \deg(m_2)$ and $m_1 < m_2$ in the Lexicographic Ordering.

Remark 1.2.3 The DegLex ordering is also known as the TLex ordering (T for total degree).

The Degree Inverse Lexicographical Ordering (DegInvLex)

Define $m_1 < m_2$ if $\deg(m_1) < \deg(m_2)$ or if $\deg(m_1) = \deg(m_2)$ and $m_1 < m_2$ in the Inverse Lexicographical Ordering.

The Degree Reverse Lexicographical Ordering (DegRevLex)

Define $m_1 < m_2$ if $\deg(m_1) < \deg(m_2)$ or if $\deg(m_1) = \deg(m_2)$ and $m_1 < m_2$ in the Reverse Lexicographical Ordering, where $m_1 < m_2$ if the last variable with different exponents in m_1 and m_2 has higher exponent in m_1 ($e_1^i > e_2^i$ for some $1 \leq i \leq n$ and $e_1^j = e_2^j$ for all $i < j \leq n$).

Remark 1.2.4 On its own, the Reverse Lexicographical Ordering (RevLex) is not admissible, as $1 > m$ for any monomial $m \neq 1$.

Example 1.2.5 With $x > y > z$, consider the monomials $m_1 := x^2yz$; $m_2 := x^2$ and $m_3 := xyz^2$, with corresponding multidegrees $e_1 = (2, 1, 1)$; $e_2 = (2, 0, 0)$ and $e_3 = (1, 1, 2)$. The following table shows the order placed on the monomials by the various monomial orderings defined above. The final column shows the order induced on the polynomial $p := m_1 + m_2 + m_3$ by the chosen monomial ordering.

Monomial Ordering O	$O(m_1, m_2)$	$O(m_1, m_3)$	$O(m_2, m_3)$	p
Lex	0	0	0	$x^2yz + x^2 + xyz^2$
InvLex	0	1	1	$xyz^2 + x^2yz + x^2$
DegLex	0	0	1	$x^2yz + xyz^2 + x^2$
DegInvLex	0	1	1	$xyz^2 + x^2yz + x^2$
DegRevLex	0	0	1	$x^2yz + xyz^2 + x^2$

1.2.2 Noncommutative Monomial Orderings

In the noncommutative case, because we use words and not multidegrees to represent monomials, our definitions for the lexicographically based orderings will have to be adapted slightly. All other definitions and conventions will stay the same.

The Lexicographic Ordering (Lex)

Define $m_1 < m_2$ if, working left-to-right, the first (say i -th) letter on which m_1 and m_2 differ is such that the i -th letter of m_1 is lexicographically *less* than the i -th letter of m_2 in the variable ordering. Note: this ordering is *not* admissible (counterexample: if $x > y$ is the variable ordering, then $x < xy$ but $x^2 > xyx$).

Remark 1.2.6 When comparing two monomials m_1 and m_2 such that m_1 is a proper prefix of m_2 (for example $m_1 := x$ and $m_2 := xy$ as in the above counterexample), a problem arises with the above definition in that we eventually run out of letters in the shorter word to compare with (in the example, having seen that the first letter of both monomials match, what do we compare the second letter of m_2 with?). One answer is to introduce a padding symbol $\$$ to pad m_1 on the right to make sure it is the same length as m_2 , with the convention that any letter is greater than the padding symbol (so that $m_1 < m_2$). The padding symbol will not explicitly appear anywhere in the remainder of this thesis, but we will bear in mind that it can be introduced to deal with situations where prefixes and suffixes of monomials are involved.

Remark 1.2.7 The lexicographic ordering is also known as the dictionary ordering since the words in a dictionary (such as the Oxford English Dictionary) are ordered using the lexicographic ordering with variable (or alphabetical) ordering $a < b < c < \dots$. Note however that while a dictionary orders words in increasing order, we will write polynomials in decreasing order.

The Inverse Lexicographical Ordering (InvLex)

Define $m_1 < m_2$ if, working left-to-right, the first (say i -th) letter on which m_1 and m_2 differ is such that the i -th letter of m_1 is lexicographically *greater* than the i -th letter of m_2 . Note: this ordering (like Lex) is *not* admissible (counterexample: if $x > y$ is the variable ordering, then $xy < x$ but $xyx > x^2$).

The Degree Reverse Lexicographical Ordering (DegRevLex)

Define $m_1 < m_2$ if $\deg(m_1) < \deg(m_2)$ or if $\deg(m_1) = \deg(m_2)$ and $m_1 < m_2$ in the Reverse Lexicographical Ordering, where $m_1 < m_2$ if, working in *reverse*, or from right-to-left, the first (say i -th) letter on which m_1 and m_2 differ is such that the i -th letter of m_1 is lexicographically *greater* than the i -th letter of m_2 .

Example 1.2.8 With $x > y > z$, consider the noncommutative monomials $m_1 := zxyx$; $m_2 := xzx$ and $m_3 := y^2zx$. The following table shows the order placed on the monomials by various noncommutative monomial orderings. As before, the final column shows the order induced on the polynomial $p := m_1 + m_2 + m_3$ by the chosen monomial ordering.

Monomial Ordering O	$O(m_1, m_2)$	$O(m_1, m_3)$	$O(m_2, m_3)$	p
Lex	1	1	0	$xzx + y^2zx + zxyx$
InvLex	0	0	1	$zxyx + y^2zx + xzx$
DegLex	0	1	1	$y^2zx + zxyx + xzx$
DegInvLex	0	0	1	$zxyx + y^2zx + xzx$
DegRevLex	0	1	1	$y^2zx + zxyx + xzx$

1.2.3 Polynomial Division

Definition 1.2.9 Let \mathcal{R} be a polynomial ring, and let O be an arbitrary admissible monomial ordering. Given two nonzero polynomials $p_1, p_2 \in \mathcal{R}$, we say that p_1 divides

p_2 (written $p_1 \mid p_2$) if the lead monomial of p_1 divides some monomial m (with coefficient c) in p_2 . For a commutative polynomial ring, this means that $m = \text{LM}(p_1)m'$ for some monomial m' ; for a noncommutative polynomial ring, this means that $m = m_\ell \text{LM}(p_1)m_r$ for some monomials m_ℓ and m_r ($\text{LM}(p_1)$ is a subword of m).

To perform the division, we take away an appropriate multiple of p_1 from p_2 in order to cancel off $\text{LT}(p_1)$ with the term involving m in p_2 . In the commutative case, we do

$$p_2 - (c\text{LC}(p_1)^{-1})p_1m';$$

in the noncommutative case, we do

$$p_2 - (c\text{LC}(p_1)^{-1})m_\ell p_1 m_r.$$

It is clear that the coefficient rings of our polynomial rings have to be division rings in order for the above expressions to be valid, and so we make the following assumption about the polynomial rings we will encounter in the remainder of this thesis.

Remark 1.2.10 From now on, all coefficient rings of polynomial rings will be fields unless otherwise stated.

Example 1.2.11 Let $p_1 := 5z^2x + 2y^2 + x + 4$ and $p_2 := 3xyz^2x^3 + 2x^2$ be two DegLex ordered polynomials over the noncommutative polynomial ring $\mathbb{Q}\langle x, y, z \rangle$. Because $\text{LM}(p_2) = xyx(z^2x)x^2$, it is clear that $p_1 \mid p_2$, with the quotient and the remainder of the division being

$$q := \left(\frac{3}{5}\right) xyx(5z^2x + 2y^2 + x + 4)x^2$$

and

$$\begin{aligned} r &:= 3xyz^2x^3 + 2x^2 - \left(\frac{3}{5}\right) xyx(5z^2x + 2y^2 + x + 4)x^2 \\ &= 3xyz^2x^3 + 2x^2 - 3xyz^2x^3 - \left(\frac{6}{5}\right) xyxy^2x^2 - \left(\frac{3}{5}\right) xyx^4 - \left(\frac{12}{5}\right) xyx^3 \\ &= -\left(\frac{6}{5}\right) xyxy^2x^2 - \left(\frac{3}{5}\right) xyx^4 - \left(\frac{12}{5}\right) xyx^3 + 2x^2 \end{aligned}$$

respectively.

Now that we know how to divide one polynomial by another, what does it mean for a polynomial to be divided by a set of polynomials?

Definition 1.2.12 Let \mathcal{R} be a polynomial ring, and let O be an arbitrary admissible

monomial ordering. Given a nonzero polynomial $p \in \mathcal{R}$ and a set of nonzero polynomials $P = \{p_1, p_2, \dots, p_m\}$, with $p_i \in \mathcal{R}$ for all $1 \leq i \leq m$, we divide p by P by working through p term by term, testing to see if each term is divisible by any of the p_i in turn. We recursively divide the remainder of each division using the same method until no more divisions are possible, in which case the remainder is either 0 or is *irreducible*.

Algorithms to divide a polynomial p by a set of polynomials P in the commutative and noncommutative cases are given below as Algorithms 1 and 2 respectively. Note that they take advantage of the fact that if the first N terms of a polynomial q are irreducible with respect to P , then the first N terms of any reduction of q will also be irreducible with respect to P .

Algorithm 1 The Commutative Division Algorithm

Input: A nonzero polynomial p and a set of nonzero polynomials $P = \{p_1, \dots, p_m\}$ over a polynomial ring $R[x_1, \dots, x_n]$; an admissible monomial ordering O .

Output: $\text{Rem}(p, P) := r$, the remainder of p with respect to P .

```

 $r = 0;$ 
while ( $p \neq 0$ ) do
   $u = \text{LM}(p); c = \text{LC}(p); j = 1; \text{found} = \text{false};$ 
  while ( $j \leq m$ ) and ( $\text{found} == \text{false}$ ) do
    if ( $\text{LM}(p_j) \mid u$ ) then
       $\text{found} = \text{true}; u' = u/\text{LM}(p_j); p = p - (c\text{LC}(p_j)^{-1})p_j u';$ 
    else
       $j = j + 1;$ 
    end if
  end while
  if ( $\text{found} == \text{false}$ ) then
     $r = r + \text{LT}(p); p = p - \text{LT}(p);$ 
  end if
end while
return  $r;$ 

```

Remark 1.2.13 All algorithms in this thesis use the conventions that ‘=’ denotes an assignment and ‘==’ denotes a test.

Algorithm 2 The Noncommutative Division Algorithm

To divide a nonzero polynomial p with respect to a set of nonzero polynomials $P = \{p_1, \dots, p_m\}$, where p and the p_i are elements of a noncommutative polynomial ring $R\langle x_1, \dots, x_n \rangle$, we apply Algorithm 1 with the following changes.

- (a) In the inputs, replace the commutative polynomial ring $R[x_1, \dots, x_n]$ by the noncommutative polynomial ring $R\langle x_1, \dots, x_n \rangle$.
- (b) Change the first **if** condition to read
- ```

if (LM(p_j) | u) then
 found = true;
 choose u_ℓ and u_r such that $u = u_\ell \text{LM}(p_j) u_r$;
 $p = p - (\text{cLC}(p_j)^{-1}) u_\ell p_j u_r$;
else
 $j = j + 1$;
end if

```
- 

**Remark 1.2.14** In Algorithm 2, if there are several candidates for  $u_\ell$  (and therefore for  $u_r$ ) in the line ‘choose  $u_\ell$  and  $u_r$  such that  $u = u_\ell \text{LM}(p_j) u_r$ ’, the convention in this thesis will be to choose the  $u_\ell$  with the smallest degree.

**Example 1.2.15** To demonstrate that the process of dividing a polynomial by a set of polynomials does not necessarily give a unique result, consider the polynomial  $p := xyz + x$  and the set of polynomials  $P := \{p_1, p_2\} = \{xy - z, yz + 2x + z\}$ , all polynomials being ordered by DegLex and originating from the polynomial ring  $\mathbb{Q}[x, y, z]$ . If we choose to divide  $p$  by  $p_1$  to begin with, we see that  $p$  reduces to  $xyz + x - (xy - z)z = z^2 + x$ , which is irreducible. But if we choose to divide  $p$  by  $p_2$  to begin with, we see that  $p$  reduces to  $xyz + x - (yz + 2x + z)x = -2x^2 - xz + x$ , which is again irreducible. This gives rise to the question of which answer (if any!) is the correct one here? In Chapter 2, we will discover that one way of obtaining a unique answer to this question will be to calculate a *Gröbner Basis* for the dividing set  $P$ .

**Definition 1.2.16** In order to describe how one polynomial is obtained from another through the process of division, we introduce the following notation.

- (a) If the polynomial  $r$  is obtained by dividing a polynomial  $p$  by a polynomial  $q$ , then we will use the notation  $p \rightarrow r$  or  $p \rightarrow_q r$  (with the latter notation used if we wish to

show how  $r$  is obtained from  $p$ ).

- (b) If the polynomial  $r$  is obtained by dividing a polynomial  $p$  by a sequence of polynomials  $q_1, q_2, \dots, q_\alpha$ , then we will use the notation  $p \xrightarrow{*} r$ .
- (c) If the polynomial  $r$  is obtained by dividing a polynomial  $p$  by a set of polynomials  $Q$ , then we will use the notation  $p \rightarrow_Q r$ .



# Chapter 2

## Commutative Gröbner Bases

Given a basis  $F$  generating an ideal  $J$ , the central idea in Gröbner Basis theory is to use  $F$  to find a basis  $G$  for  $J$  with the property that the remainder of the division of any polynomial by  $G$  is unique. Such a basis is known as a *Gröbner Basis*.

In particular, if a polynomial  $p$  is a member of the ideal  $J$ , then the remainder of the division of  $p$  by a Gröbner Basis  $G$  for  $J$  is always zero. This gives us a way to solve the Ideal Membership Problem for  $J$  – if the remainder of the division of a polynomial  $p$  by  $G$  is zero, then  $p \in J$  (otherwise  $p \notin J$ ).

### 2.1 S-polynomials

How do we determine whether or not an arbitrary basis  $F$  generating an ideal  $J$  is a Gröbner Basis? Using the informal definition shown above, in order to show that a basis is *not* a Gröbner Basis, it is sufficient to find a polynomial  $p$  whose remainder on division by  $F$  is non-unique. Let us now construct an example in which this is the case, and let us analyse what can be done to eliminate the non-uniqueness of the remainder.

Let  $p_1 = a_1 + a_2 + \cdots + a_\alpha$ ;  $p_2 = b_1 + b_2 + \cdots + b_\beta$  and  $p_3 = c_1 + c_2 + \cdots + c_\gamma$  be three polynomials ordered with respect to some fixed admissible monomial ordering  $O$  (the  $a_i$ ,  $b_j$  and  $c_k$  are all nontrivial terms). Assume that  $p_1 \mid p_3$  and  $p_2 \mid p_3$ , so that we are able to take away from  $p_3$  multiples  $s$  and  $t$  of  $p_1$  and  $p_2$  respectively to obtain remainders  $r_1$

and  $r_2$ .

$$\begin{aligned}
 r_1 &= p_3 - sp_1 \\
 &= c_1 + c_2 + \cdots + c_\gamma - s(a_1 + a_2 + \cdots + a_\alpha) \\
 &= c_2 + \cdots + c_\gamma - sa_2 - \cdots - sa_\alpha; \\
 r_2 &= p_3 - tp_2 \\
 &= c_2 + \cdots + c_\gamma - tb_2 - \cdots - tb_\beta.
 \end{aligned}$$

If we assume that  $r_1$  and  $r_2$  are irreducible and that  $r_1 \neq r_2$ , it is clear that the remainder of the division of the polynomial  $p_3$  by the set of polynomials  $P = \{p_1, p_2\}$  is non-unique, from which we deduce that  $P$  is not a Gröbner Basis for the ideal that it generates. We must therefore change  $P$  in some way in order for it to become a Gröbner Basis, but what changes are required and indeed allowed?

Consider that we want to add a polynomial to  $P$ . To avoid changing the ideal that is being generated by  $P$ , any polynomial added to  $P$  must be a member of the ideal. It is clear that  $r_1$  and  $r_2$  are members of the ideal, as is the polynomial  $p_4 = r_2 - r_1 = -tp_2 + sp_1$ . Consider that we add  $p_4$  to  $P$ , so that  $P$  becomes the set

$$\{a_1 + a_2 + \cdots + a_\alpha, b_1 + b_2 + \cdots + b_\beta, -tb_2 - tb_3 - \cdots - tb_\beta + sa_2 + sa_3 + \cdots + sa_\alpha\}.$$

If we now divide the polynomial  $p_3$  by the enlarged set  $P$ , to begin with (as before) we can either divide  $p_3$  by  $p_1$  or  $p_2$  to obtain remainders  $r_1$  or  $r_2$ . Here however, if we assume (without loss of generality<sup>1</sup>) that  $\text{LT}(p_4) = -tb_2$ , we can now divide  $r_2$  by  $p_4$  to obtain a new remainder

$$\begin{aligned}
 r_3 &= r_2 - p_4 \\
 &= c_2 + \cdots + c_\gamma - tb_2 - \cdots - tb_\beta - (-tb_2 - tb_3 - \cdots - tb_\beta + sa_2 + sa_3 + \cdots + sa_\alpha) \\
 &= c_2 + \cdots + c_\gamma - sa_2 - \cdots - sa_\alpha \\
 &= r_1.
 \end{aligned}$$

It follows that by adding  $p_4$  to  $P$ , we have ensured that the remainder of the division of  $p_3$  by  $P$  is unique<sup>2</sup> no matter which of the polynomials  $p_1$  and  $p_2$  we choose to divide

<sup>1</sup>The other possible case is  $\text{LT}(p_4) = sa_2$ , in which case it is  $r_1$  that reduces to  $r_2$  and not  $r_2$  to  $r_1$ .

<sup>2</sup>This may not strictly be true if  $p_3$  is divisible by  $p_4$ ; for the time being we shall assume that this is not the case, noting that the important concept here is of eliminating the non-uniqueness given by the

$p_3$  by first. This solves our original problem of non-unique remainders in this restricted situation.

At first glance, the polynomial added to  $P$  to solve this problem is dependent upon the polynomial  $p_3$ . The reason for saying this is that the polynomial added to  $P$  has the form  $p_4 = sp_1 - tp_2$ , where  $s$  and  $t$  are terms chosen to multiply the polynomials  $p_1$  and  $p_2$  so that the lead terms of  $sp_1$  and  $tp_2$  equal  $\text{LT}(p_3)$  (in fact  $s = \frac{\text{LT}(p_3)}{\text{LT}(p_1)}$  and  $t = \frac{\text{LT}(p_3)}{\text{LT}(p_2)}$ ).

However, by definition,  $\text{LM}(p_3)$  is a common multiple of  $\text{LM}(p_1)$  and  $\text{LM}(p_2)$ . Because all such common multiples are multiples of the least common multiple of  $\text{LM}(p_1)$  and  $\text{LM}(p_2)$  (so that  $\text{LM}(p_3) = \mu(\text{lcm}(\text{LM}(p_1), \text{LM}(p_2)))$  for some monomial  $\mu$ ), it follows that we can rewrite  $p_4$  as

$$p_4 = \text{LC}(p_3)\mu \left( \frac{\text{lcm}(\text{LM}(p_1), \text{LM}(p_2))}{\text{LT}(p_1)} p_1 - \frac{\text{lcm}(\text{LM}(p_1), \text{LM}(p_2))}{\text{LT}(p_2)} p_2 \right).$$

Consider now that we add the polynomial  $p_5 = \frac{p_4}{\text{LC}(p_3)\mu}$  to  $P$  instead of adding  $p_4$  to  $P$ . It follows that even though this polynomial does not depend on the polynomial  $p_3$ , we can still obtain a unique remainder when dividing  $p_3$  by  $p_1$  and  $p_2$ , because we can do  $r_3 = r_2 - \text{LC}(p_3)\mu p_5$ . Moreover, the polynomial  $p_5$  solves the problem of non-unique remainders for *any* polynomial  $p_3$  that is divisible by both  $p_1$  and  $p_2$  (all that changes is the multiple of  $p_5$  used in the reduction of  $r_2$ ); we call such a polynomial an *S-polynomial*<sup>3</sup> for  $p_1$  and  $p_2$ .

**Definition 2.1.1** The *S-polynomial* of two distinct polynomials  $p_1$  and  $p_2$  is given by the expression

$$\text{S-pol}(p_1, p_2) = \frac{\text{lcm}(\text{LM}(p_1), \text{LM}(p_2))}{\text{LT}(p_1)} p_1 - \frac{\text{lcm}(\text{LM}(p_1), \text{LM}(p_2))}{\text{LT}(p_2)} p_2.$$

**Remark 2.1.2** The terms  $\frac{\text{lcm}(\text{LM}(p_1), \text{LM}(p_2))}{\text{LT}(p_1)}$  and  $\frac{\text{lcm}(\text{LM}(p_1), \text{LM}(p_2))}{\text{LT}(p_2)}$  can be thought of as the terms used to multiply the polynomials  $p_1$  and  $p_2$  so that the lead monomials of the multiples are equal to the monomial  $\text{lcm}(\text{LM}(p_1), \text{LM}(p_2))$ .

Let us now illustrate how adding an S-polynomial to a basis solves the problem of non-unique remainders in a particular example.

---

choice of dividing  $p_3$  by  $p_1$  or  $p_2$  first.

<sup>3</sup>The S stands for Syzygy, as in a pair of connected objects.

**Example 2.1.3** Recall that in Example 1.2.15 we showed how dividing the polynomial  $p := xyz + x$  by the two polynomials in the set  $P := \{p_1, p_2\} = \{xy - z, yz + 2x + z\}$  gave two different remainders,  $r_1 := z^2 + x$  and  $r_2 := -2x^2 - xz + x$  respectively. Consider now that we add  $S\text{-pol}(p_1, p_2)$  to  $P$ , where

$$\begin{aligned} S\text{-pol}(p_1, p_2) &= \frac{xyz}{xy}(xy - z) - \frac{xyz}{yz}(yz + 2x + z) \\ &= (xyz - z^2) - (xyz + 2x^2 + xz) \\ &= -2x^2 - xz - z^2. \end{aligned}$$

Dividing  $p$  by the enlarged set, if we choose to divide  $p$  by  $p_1$  to begin with, we see that  $p$  reduces (as before) to give  $xyz + x - (xy - z)z = z^2 + x$ , which is irreducible. Similarly, dividing  $p$  by  $p_2$  to begin with, we obtain the remainder  $xyz + x - (yz + 2x + z)x = -2x^2 - xz + x$ . However, whereas before this remainder was irreducible, now we can reduce it by the S-polynomial to give  $-2x^2 - xz + x - (-2x^2 - xz - z^2) = z^2 + x$ , which is equal to the first remainder.

Let us now formally define a Gröbner Basis in terms of S-polynomials, noting that there are many other equivalent definitions (see for example [7], page 206).

**Definition 2.1.4** Let  $G = \{g_1, \dots, g_m\}$  be a basis for an ideal  $J$  over a commutative polynomial ring  $\mathcal{R} = R[x_1, \dots, x_n]$ . If all the S-polynomials involving members of  $G$  reduce to zero using  $G$  ( $S\text{-pol}(g_i, g_j) \rightarrow_G 0$  for all  $i \neq j$ ), then  $G$  is a *Gröbner Basis* for  $J$ .

**Theorem 2.1.5** *Given any polynomial  $p$  over a polynomial ring  $\mathcal{R} = R[x_1, \dots, x_n]$ , the remainder of the division of  $p$  by a basis  $G$  for an ideal  $J$  in  $\mathcal{R}$  is unique if and only if  $G$  is a Gröbner Basis.*

**Proof:** ( $\Rightarrow$ ) By Newman's Lemma (cf. [7], page 176), showing that the remainder of the division of  $p$  by  $G$  is unique is equivalent to showing that the division process is *locally confluent*, that is if there are polynomials  $f, f_1, f_2 \in \mathcal{R}$  with  $f_1 = f - t_1g_1$  and  $f_2 = f - t_2g_2$  for terms  $t_1, t_2$  and  $g_1, g_2 \in G$ , then there exists a polynomial  $f_3 \in \mathcal{R}$  such that both  $f_1$  and  $f_2$  reduce to  $f_3$ . By the Translation Lemma (cf. [7], page 200), this in turn is equivalent to showing that the polynomial  $f_2 - f_1 = t_1g_1 - t_2g_2$  reduces to zero, which is what we shall now do.

There are two cases to deal with,  $\text{LT}(t_1g_1) \neq \text{LT}(t_2g_2)$  and  $\text{LT}(t_1g_1) = \text{LT}(t_2g_2)$ . In the first case, notice that the remainders  $f_1$  and  $f_2$  are obtained by cancelling off different terms of the original  $f$  (the reductions of  $f$  are *disjoint*), so it is possible, assuming (without loss of generality) that  $\text{LT}(t_1g_1) > \text{LT}(t_2g_2)$ , to directly reduce the polynomial  $f_2 - f_1 = t_1g_1 - t_2g_2$  in the following manner:  $t_1g_1 - t_2g_2 \rightarrow_{g_1} -t_2g_2 \rightarrow_{g_2} 0$ . In the second case, the reductions of  $f$  are not disjoint (as the same term  $t$  from  $f$  is cancelled off during both reductions), so that the term  $t$  does not appear in the polynomial  $t_1g_1 - t_2g_2$ . However, the term  $t$  is a common multiple of  $\text{LT}(t_1g_1)$  and  $\text{LT}(t_2g_2)$ , and thus the polynomial  $t_1g_1 - t_2g_2$  is a multiple of the S-polynomial  $\text{S-pol}(g_1, g_2)$ , say

$$t_1g_1 - t_2g_2 = \mu(\text{S-pol}(g_1, g_2))$$

for some term  $\mu$ . Because  $G$  is a Gröbner Basis, the S-polynomial  $\text{S-pol}(g_1, g_2)$  reduces to zero, and hence by extension the polynomial  $t_1g_1 - t_2g_2$  also reduces to zero.

( $\Leftarrow$ ) As all S-polynomials are members of the ideal  $J$ , to complete the proof it is sufficient to show that there is always a reduction path of an arbitrary member of the ideal that leads to a zero remainder (the uniqueness of remainders will then imply that members of the ideal will always reduce to zero). Let  $f \in J = \langle G \rangle$ . Then, by definition, there exist  $g_i \in G$  and  $f_i \in \mathcal{R}$  (where  $1 \leq i \leq j$ ) such that

$$f = \sum_{i=1}^j f_i g_i.$$

We proceed by induction on  $j$ . If  $j = 1$ , then  $f = f_1g_1$ , and it is clear that we can use  $g_1$  to reduce  $f$  to give a zero remainder ( $f \rightarrow f - f_1g_1 = 0$ ). Assume that the result is true for  $j = k$ , and let us look at the case  $j = k + 1$ , so that

$$f = \left( \sum_{i=1}^k f_i g_i \right) + f_{k+1} g_{k+1}.$$

By the inductive hypothesis,  $\sum_{i=1}^k f_i g_i$  is a member of the ideal that reduces to zero. The polynomial  $f$  therefore reduces to the polynomial  $f' := f_{k+1}g_{k+1}$ , and we can now use  $g_{k+1}$  to reduce  $f'$  to give a zero remainder ( $f' \rightarrow f' - f_{k+1}g_{k+1} = 0$ ).  $\square$

We are now in a position to be able to define an algorithm to compute a Gröbner Basis. However, to be able to prove that this algorithm always terminates, we must first prove

a result stating that all ideals over commutative polynomial rings are finitely generated. This proof takes place in two stages – first for monomial ideals (Dickson’s Lemma) and then for polynomial ideals (Hilbert’s Basis Theorem).

## 2.2 Dickson’s Lemma and Hilbert’s Basis Theorem

**Definition 2.2.1** A *monomial ideal* is an ideal generated by a set of monomials.

**Remark 2.2.2** Any polynomial  $p$  that is a member of a monomial ideal is a sum of terms  $p = \sum_i t_i$ , where each  $t_i$  is a member of the monomial ideal.

**Lemma 2.2.3 (Dickson’s Lemma)** *Every monomial ideal over the polynomial ring  $\mathcal{R} = R[x_1, \dots, x_n]$  is finitely generated.*

**Proof (cf. [22], page 47):** Let  $J$  be a monomial ideal over  $\mathcal{R}$  generated by a set of monomials  $S$ . We proceed by induction on  $n$ , our goal being to show that  $S$  always has a finite subset  $T$  generating  $J$ . For  $n = 1$ , notice that all elements of  $S$  will be of the form  $x_1^j$  for some  $j \geq 0$ . Let  $T$  be the singleton set containing the member of  $S$  with the lowest degree (that is the  $x_1^j$  with the lowest value of  $j$ ). Clearly  $T$  is finite, and because any element of  $S$  is a multiple of the chosen  $x_1^j$ , it is also clear that  $T$  generates the same ideal as  $S$ .

For the inductive step, assume that all monomial ideals over the polynomial ring  $\mathcal{R}' = R[x_1, \dots, x_{n-1}]$  are finitely generated. Let  $C_0 \subseteq C_1 \subseteq C_2 \subseteq \dots$  be an ascending chain of monomial ideals over  $\mathcal{R}'$ , where<sup>4</sup>

$$C_j = \langle S_j \rangle \cap \mathcal{R}', \quad S_j = \left\{ \frac{s}{\gcd(s, x_n^j)} \mid s \in S \right\}.$$

Let the monomial  $m$  be an arbitrary member of the ideal  $J$ , expressed as  $m = m'x_n^k$ , where  $m' \in \mathcal{R}'$  and  $k \geq 0$ . By definition,  $m' \in C_k$ , and so  $m \in x_n^k C_k$ . By the inductive hypothesis, each  $C_k$  is finitely generated by a set  $T_k$ , and so  $m \in x_n^k \langle T_k \rangle$ . From this we can deduce that

$$T = T_0 \cup x_n T_1 \cup x_n^2 T_2 \cup \dots$$

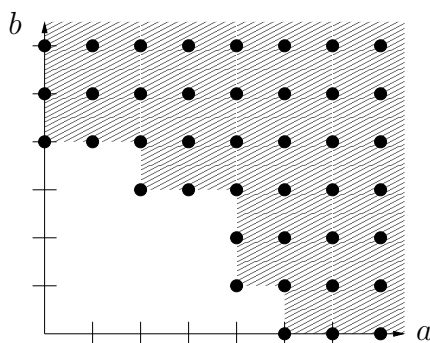
is a generating set for  $J$ .

---

<sup>4</sup>Think of  $C_0$  as the set of monomials  $m \in J$  which are also members of  $\mathcal{R}'$ ; think of  $C_j$  (for  $j \geq 1$ ) as containing all the elements of  $C_{j-1}$  plus the monomials  $m \in J$  of the form  $m = m'x_n^j$ ,  $m' \in \mathcal{R}'$ .

Consider the ideal  $C = \cup C_j$  for  $j \geq 0$ . This is another monomial ideal over  $\mathcal{R}'$ , and so by the inductive hypothesis is finitely generated. It follows that the chain must stop as soon as the generators of  $C$  are contained in some  $C_r$ , so that  $C_r = C_{r+1} = \dots$  (and hence  $T_r = T_{r+1} = \dots$ ). It follows that  $T_0 \cup x_n T_1 \cup x_n^2 T_2 \cup \dots \cup x_n^r T_r$  is a finite subset of  $S$  generating  $J$ .  $\square$

**Example 2.2.4** Let  $S = \{y^4, xy^4, x^2y^3, x^3y^3, x^4y, x^k\}$  be an infinite set of monomials generating an ideal  $J$  over the polynomial ring  $\mathbb{Q}[x, y]$ , where  $k$  is an integer such that  $k \geq 5$ . We can visualise  $J$  by using the following monomial lattice, where a point  $(a, b)$  in the lattice (for non-negative integers  $a, b$ ) corresponds to the monomial  $x^a y^b$ , and the shaded region contains all monomials which are reducible by some member of  $S$  (and hence belong to  $J$ ).



To show that  $J$  can be finitely generated, we need to construct the set  $T$  as described in the proof of Dickson's Lemma. The first step in doing this is to construct the sequence of sets  $S_j = \left\{ \frac{s}{\gcd(s, y^j)} \mid s \in S \right\}$  for all  $j \geq 0$ .

$$\begin{aligned}
 S_0 &= \{y^4, xy^4, x^2y^3, x^3y^3, x^4y, x^k\} = S \\
 S_1 &= \{y^3, xy^3, x^2y^2, x^3y^2, x^4, x^k\} \\
 S_2 &= \{y^2, xy^2, x^2y, x^3y, x^4, x^k\} \\
 S_3 &= \{y, xy, x^2, x^3, x^4, x^k\} \\
 S_4 &= \{y^0 = 1, x, x^2, x^3, x^4, x^k\} \\
 S_{j+1} &= S_j \text{ for all } j + 1 \geq 5.
 \end{aligned}$$

Each set  $S_j$  gives rise to an ideal  $C_j$  consisting of all monomials  $m \in \langle S_j \rangle$  of the form  $m = x^i$  for some  $i \geq 0$ . Because each of these ideals is an ideal over the polynomial ring  $\mathbb{Q}[x]$ , we can use an inductive hypothesis to give us a finite generating set  $T_j$  for each  $C_j$ .

In this case, the first paragraph of the proof of Dickson's Lemma tells us how to apply the inductive hypothesis — each set  $T_j$  is formed by choosing the monomial  $m \in S_j$  of lowest degree such that  $m = x^i$  for some  $i \geq 0$ .

$$\begin{aligned} T_0 &= \{x^5\} \\ T_1 &= \{x^4\} \\ T_2 &= \{x^4\} \\ T_3 &= \{x^2\} \\ T_4 &= \{x^0 = 1\} \\ T_{j+1} &= T_j \text{ for all } k+1 \geq 5. \end{aligned}$$

We can now deduce that

$$T = \{x^5\} \cup \{x^4y\} \cup \{x^4y^2\} \cup \{x^2y^3\} \cup \{y^4\} \cup \{y^5\} \cup \dots$$

is a generating set for  $J$ . Further, because  $T_{j+1} = T_j$  for all  $k+1 \geq 5$ , we can also deduce that the set

$$T' = \{x^5, x^4y, x^4y^2, x^2y^3, y^4\}$$

is a finite generating set for  $J$  (a fact that can be verified by drawing a monomial lattice for  $T'$  and comparing it with the above monomial lattice for the set  $S$ ).

**Theorem 2.2.5 (Hilbert's Basis Theorem)** *Every ideal  $J$  over a polynomial ring  $\mathcal{R} = R[x_1, \dots, x_n]$  is finitely generated.*

**Proof:** Let  $O$  be a fixed arbitrary admissible monomial ordering, and define  $\text{LM}(J) = \langle \text{LM}(p) \mid p \in J \rangle$ . Because  $\text{LM}(J)$  is a monomial ideal, by Dickson's Lemma it is finitely generated, say by the set of monomials  $M = \{m_1, \dots, m_r\}$ . By definition, each  $m_i \in M$  (for  $1 \leq i \leq r$ ) has a corresponding  $p_i \in J$  such that  $\text{LM}(p_i) = m_i$ . We claim that  $P = \{p_1, \dots, p_r\}$  is a generating set for  $J$ . To prove the claim, notice that  $\langle P \rangle \subseteq J$  so that  $f \in \langle P \rangle \Rightarrow f \in J$ . Conversely, given a polynomial  $f \in J$ , we know that  $\text{LM}(f) \in \langle M \rangle$  so that  $\text{LM}(f) = \alpha m_j$  for some monomial  $\alpha$  and some  $1 \leq j \leq r$ . From this, if we define  $\alpha' = \frac{\text{LC}(f)}{\text{LC}(p_j)}\alpha$ , we can deduce that  $\text{LM}(f - \alpha'p_j) < \text{LM}(f)$ . Since  $f - \alpha'p_j \in J$ , and because of the admissibility of  $O$ , by recursion on  $f - \alpha'p_j$  (define  $f_{k+1} = f_k - \alpha'_k p_{j_k}$  for  $k \geq 1$ , where  $f_1 - \alpha'_1 p_{j_1} := f - \alpha'p_j$ ), we can deduce that  $f \in \langle P \rangle$  (in fact  $f = \sum_{k=1}^K \alpha'_k p_{j_k}$  for some finite  $K$ ).  $\square$



**Corollary 2.2.6 (The Ascending Chain Condition)** *Every ascending sequence of ideals  $J_1 \subseteq J_2 \subseteq \cdots$  over a polynomial ring  $\mathcal{R} = R[x_1, \dots, x_n]$  is eventually constant, so that there is an  $i$  such that  $J_i = J_{i+1} = \cdots$ .*

**Proof:** By Hilbert's Basis Theorem, each ideal  $J_k$  (for  $k \geq 1$ ) is finitely generated. Consider the ideal  $J = \cup J_k$ . This is another ideal over  $\mathcal{R}$ , and so by Hilbert's Basis Theorem is also finitely generated. From this we deduce that the chain must stop as soon as the generators of  $J$  are contained in some  $J_i$ , so that  $J_i = J_{i+1} = \cdots$ .  $\square$

## 2.3 Buchberger's Algorithm

The algorithm used to compute a Gröbner Basis is known as Buchberger's Algorithm. Bruno Buchberger was a student of Wolfgang Gröbner at the University of Innsbruck, Austria, and the publication of his PhD thesis in 1965 [11] marked the start of Gröbner Basis theory.

In Buchberger's algorithm, S-polynomials for pairs of elements from the current basis are computed and reduced using the current basis. If the S-polynomial does not reduce to zero, it is added to the current basis, and this process continues until all S-polynomials reduce to zero. The algorithm works on the principle that if an S-polynomial  $\text{S-pol}(g_i, g_j)$  does not reduce to zero using a set of polynomials  $G$ , then it will certainly reduce to zero using the set of polynomials  $G \cup \{\text{S-pol}(g_i, g_j)\}$ .

**Theorem 2.3.1** *Algorithm 3 always terminates with a Gröbner Basis for the ideal  $J$ .*

**Proof (cf. [7], page 213):** *Correctness.* If the algorithm terminates, it does so with a set of polynomials  $G$  with the property that all S-polynomials involving members of  $G$  reduce to zero using  $G$  ( $\text{S-pol}(g_i, g_j) \rightarrow_G 0$  for all  $i \neq j$ ).  $G$  is therefore a Gröbner Basis by Definition 2.1.4. *Termination.* If the algorithm does not terminate, then an endless sequence of polynomials must be added to the set  $G$  so that the set  $A$  never becomes empty. Let  $G_0 \subset G_1 \subset G_2 \subset \cdots$  be the successive values of  $G$ . If we consider the corresponding sequence  $\text{LM}(G_0) \subset \text{LM}(G_1) \subset \text{LM}(G_2) \subset \cdots$  of lead monomials, we note that these sets generate an ascending chain of ideals  $J_0 \subset J_1 \subset J_2 \subset \cdots$  because each time we add a monomial to a particular set  $\text{LM}(G_k)$  to form the set  $\text{LM}(G_{k+1})$ , the monomial we choose is irreducible with respect to  $\text{LM}(G_k)$ , and hence does not belong to the ideal  $J_k$ . However the Ascending Chain Condition tells us that such a chain of ideals

---

**Algorithm 3** A Basic Commutative Gröbner Basis Algorithm

---

**Input:** A Basis  $F = \{f_1, f_2, \dots, f_m\}$  for an ideal  $J$  over a commutative polynomial ring  $R[x_1, \dots, x_n]$ ; an admissible monomial ordering  $O$ .

**Output:** A Gröbner Basis  $G = \{g_1, g_2, \dots, g_p\}$  for  $J$ .

Let  $G = F$  and let  $A = \emptyset$ ;

For each pair of polynomials  $(g_i, g_j)$  in  $G$  ( $i < j$ ),

add the S-polynomial  $S\text{-pol}(g_i, g_j)$  to  $A$ ;

**while** ( $A$  is not empty) **do**

Remove the first entry  $s_1$  from  $A$ ;

$s'_1 = \text{Rem}(s_1, G)$ ;

**if** ( $s'_1 \neq 0$ ) **then**

Add  $s'_1$  to  $G$  and add all the S-polynomials  $S\text{-pol}(g_i, s'_1)$  to  $A$  ( $g_i \in G, g_i \neq s'_1$ );

**end if**

**end while**

**return**  $G$ ;

---

must eventually become constant, so there must be some  $i \geq 0$  such that  $J_i = J_{i+1} = \dots$ . It follows that the algorithm will terminate once the set  $G_i$  has been constructed, as all of the S-polynomials left in  $A$  will now reduce to zero (if not, some S-polynomial left in  $A$  will reduce to a non-zero polynomial  $s'_1$  whose lead monomial is irreducible with respect to  $\text{LM}(G_i)$ , allowing us to construct an ideal  $J_{i+1} = \langle \text{LM}(G_i) \cup \{\text{LM}(s'_1)\} \rangle \supset \langle \text{LM}(G_i) \rangle = J_i$ , contradicting the fact that  $J_{i+1} = J_i$ .)  $\square$

**Example 2.3.2** Let  $F := \{f_1, f_2\} = \{x^2 - 2xy + 3, 2xy + y^2 + 5\}$  generate an ideal over the commutative polynomial ring  $\mathbb{Q}[x, y]$ , and let the monomial ordering be DegLex. Running Algorithm 3 on  $F$ , there is only one S-polynomial to consider initially, namely  $S\text{-pol}(f_1, f_2) = y(f_1) - \frac{1}{2}x(f_2) = -\frac{5}{2}xy^2 - \frac{5}{2}x + 3y$ . This polynomial reduces (using  $f_2$ ) to give the irreducible polynomial  $\frac{5}{4}y^3 - \frac{5}{2}x + \frac{37}{4}y =: f_3$ , which we add to our current basis. This produces two more S-polynomials to look at,  $S\text{-pol}(f_1, f_3) = y^3(f_1) - \frac{4}{5}x^2(f_3) = -2xy^4 + 2x^3 - \frac{37}{5}x^2y + 3y^3$  and  $S\text{-pol}(f_2, f_3) = \frac{1}{2}y^2(f_2) - \frac{4}{5}x(f_3) = \frac{1}{2}y^4 + 2x^2 - \frac{37}{5}xy + \frac{5}{2}y^2$ , both of which reduce to zero. The algorithm therefore terminates with the set  $\{x^2 - 2xy + 3, 2xy + y^2 + 5, \frac{5}{4}y^3 - \frac{5}{2}x + \frac{37}{4}y\}$  as the output Gröbner Basis.

Here is a dry run for Algorithm 3 in this instance.

| $G$                 | $i$ | $j$         | $A$                                                  | $s_1$                                                     | $s'_1$ |
|---------------------|-----|-------------|------------------------------------------------------|-----------------------------------------------------------|--------|
| $\{f_1, f_2\}$      | 1   | 2           | $\emptyset$                                          |                                                           |        |
| $\{f_1, f_2, f_3\}$ | 1   |             | $\{\text{S-pol}(f_1, f_2)\}$                         |                                                           |        |
|                     | 2   |             | $\{\text{S-pol}(f_1, f_3)\}$                         | $-\frac{5}{2}xy^2 - \frac{5}{2}x + 3y$                    | $f_3$  |
|                     |     |             | $\{\text{S-pol}(f_2, f_3), \text{S-pol}(f_1, f_3)\}$ |                                                           |        |
|                     |     |             | $\{\text{S-pol}(f_1, f_3)\}$                         | $\frac{1}{2}y^4 + 2x^2 - \frac{37}{5}xy + \frac{5}{2}y^2$ | 0      |
|                     |     | $\emptyset$ | $-2xy^4 + 2x^3 - \frac{37}{5}x^2y + 3y^3$            | 0                                                         |        |

## 2.4 Reduced Gröbner Bases

**Definition 2.4.1** Let  $G = \{g_1, \dots, g_p\}$  be a Gröbner Basis for an ideal over the polynomial ring  $R[x_1, \dots, x_n]$ .  $G$  is a *reduced* Gröbner Basis if the following conditions are satisfied.

- (a)  $\text{LC}(g_i) = 1_R$  for all  $g_i \in G$ .
- (b) No term in any polynomial  $g_i \in G$  is divisible by any  $\text{LT}(g_j)$ ,  $j \neq i$ .

**Theorem 2.4.2** *Every ideal over a commutative polynomial ring has a unique reduced Gröbner Basis.*

**Proof:** *Existence.* By Theorem 2.3.1, there exists a Gröbner Basis  $G$  for every ideal over a commutative polynomial ring. We claim that the following procedure transforms  $G$  into a reduced Gröbner Basis  $G'$ .

- (i) Multiply each  $g_i \in G$  by  $\text{LC}(g_i)^{-1}$ .
- (ii) Reduce each  $g_i \in G$  by  $G \setminus \{g_i\}$ , removing from  $G$  all polynomials that reduce to zero.

It is clear that  $G'$  satisfies the conditions of Definition 2.4.1, so it remains to show that  $G'$  is a Gröbner Basis, which we shall do by showing that the application of each step of instruction (ii) above produces a basis which is still a Gröbner Basis.

Let  $G = \{g_1, \dots, g_p\}$  be a Gröbner Basis, and let  $g'_i$  be the reduction of an arbitrary

$g_i \in G$  with respect to  $G \setminus \{g_i\}$ , carried out as follows (the  $t_k$  are terms).

$$g'_i = g_i - \sum_{k=1}^{\kappa} t_k g_{j_k}. \quad (2.1)$$

Set  $H = (G \setminus \{g_i\}) \cup \{g'_i\}$  if  $g'_i \neq 0$ , and set  $H = G \setminus \{g_i\}$  if  $g'_i = 0$ . As  $G$  is a Gröbner Basis, all S-polynomials involving elements of  $G$  reduce to zero using  $G$ , so there are expressions

$$t_a g_a - t_b g_b - \sum_{u=1}^{\mu} t_u g_{c_u} = 0 \quad (2.2)$$

for every S-polynomial  $S\text{-pol}(g_a, g_b) = t_a g_a - t_b g_b$ , where  $g_a, g_b, g_{c_u} \in G$ . To show that  $H$  is a Gröbner Basis, we must show that all S-polynomials involving elements of  $H$  reduce to zero using  $H$ . For distinct polynomials  $g_a, g_b \in H$  not equal to  $g'_i$ , we can reduce the S-polynomial  $S\text{-pol}(g_a, g_b)$  using the reduction shown in Equation (2.2), substituting for  $g_i$  from Equation (2.1) if any of the  $g_{c_u}$  in Equation (2.2) are equal to  $g_i$ . This gives a reduction to zero of  $S\text{-pol}(g_a, g_b)$  in terms of elements of  $H$ .

If  $g'_i = 0$ , our proof is complete. Otherwise consider the S-polynomial  $S\text{-pol}(g'_i, g_a)$ . We claim that  $S\text{-pol}(g_i, g_a) = t_1 g_i - t_2 g_a \Rightarrow S\text{-pol}(g'_i, g_a) = t_1 g'_i - t_2 g_a$ . To prove this claim, it is sufficient to show that  $\text{LT}(g_i) = \text{LT}(g'_i)$ . Assume for a contradiction that  $\text{LT}(g_i) \neq \text{LT}(g'_i)$ . It follows that during the reduction of  $g_i$  we were able to reduce its lead term, so that  $\text{LT}(g_i) = t \text{LT}(g_j)$  for some term  $t$  and some  $g_j \in G$ . By the admissibility of the chosen monomial ordering, the polynomial  $g_i - t g_j$  reduces to zero without using  $g_i$ , leading to the conclusion that  $g'_i = 0$ , a contradiction.

It remains to show that  $S\text{-pol}(g'_i, g_a) \rightarrow_H 0$ . We know that  $S\text{-pol}(g_i, g_a) = t_1 g_i - t_2 g_a \rightarrow_G 0$ , and Equation (2.2) tells us that  $t_1 g_i - t_2 g_a - \sum_{u=1}^{\mu} t_u g_{c_u} = 0$ . Substituting for  $g_i$  from Equation (2.1), we obtain<sup>5</sup>

$$t_1 \left( g'_i + \sum_{k=1}^{\kappa} t_k g_{j_k} \right) - t_2 g_a - \sum_{u=1}^{\mu} t_u g_{c_u} = 0$$

or

$$t_1 g'_i - t_2 g_a - \left( \sum_{u=1}^{\mu} t_u g_{c_u} - \sum_{k=1}^{\kappa} t_1 t_k g_{j_k} \right) = 0,$$

---

<sup>5</sup>Substitutions for  $g_i$  may also occur in the summation  $\sum_{u=1}^{\mu} t_u g_{c_u}$ ; these substitutions have not been considered in the displayed formulae.

which implies that  $S\text{-pol}(g'_i, g_a) \rightarrow_H 0$ .

*Uniqueness.* Assume for a contradiction that  $G = \{g_1, \dots, g_p\}$  and  $H = \{h_1, \dots, h_q\}$  are two reduced Gröbner Bases for an ideal  $J$ , with  $G \neq H$ . Let  $g_i$  be an arbitrary element from  $G$  (where  $1 \leq i \leq p$ ). Because  $g_i$  is a member of the ideal, then  $g_i$  must reduce to zero using  $H$  ( $H$  is a Gröbner Basis). This means that there must exist a polynomial  $h_j \in H$  such that  $\text{LT}(h_j) \mid \text{LT}(g_i)$ . If  $\text{LT}(h_j) \neq \text{LT}(g_i)$ , then  $\text{LT}(h_j) \times m = \text{LT}(g_i)$  for some nontrivial monomial  $m$ . But  $h_j$  is also a member of the ideal, so it must reduce to zero using  $G$ . Therefore there exists a polynomial  $g_k \in G$  such that  $\text{LT}(g_k) \mid \text{LT}(h_j)$ , which implies that  $\text{LT}(g_k) \mid \text{LT}(g_i)$ , with  $k \neq i$ . This contradicts condition (b) of Definition 2.4.1, so that  $G$  cannot be a reduced Gröbner Basis for  $J$  if  $\text{LT}(h_j) \neq \text{LT}(g_i)$ . From this we deduce that each  $g_i \in G$  has a corresponding  $h_j \in H$  such that  $\text{LT}(g_i) = \text{LT}(h_j)$ . Further, because  $G$  and  $H$  are assumed to be reduced Gröbner Bases, this is a one-to-one correspondence.

It remains to show that if  $\text{LT}(g_i) = \text{LT}(h_j)$ , then  $g_i = h_j$ . Assume for a contradiction that  $g_i \neq h_j$ , and consider the polynomial  $g_i - h_j$ . Without loss of generality, assume that  $\text{LM}(g_i - h_j)$  appears in  $g_i$ . Because  $g_i - h_j$  is a member of the ideal, then there is a polynomial  $g_k \in G$  such that  $\text{LT}(g_k) \mid \text{LT}(g_i - h_j)$ . But this again contradicts condition (b) of Definition 2.4.1, as we have shown that there is a term in  $g_i$  that is divisible by  $\text{LT}(g_k)$  for some  $k \neq i$ . It follows that  $G$  cannot be a reduced Gröbner Basis if  $g_i \neq h_j$ , which means that  $G = H$  and therefore reduced Gröbner Bases are unique.  $\square$

Given a Gröbner Basis  $G$ , we saw in the proof of Theorem 2.4.2 that if the lead term of any polynomial  $g_i \in G$  is reducible by some polynomial  $g_j \in G$  (where  $g_j \neq g_i$ ), then  $g_i$  reduces to zero. We can use this information to refine the procedure for finding a unique reduced Gröbner Basis (as given in the aforementioned proof) by allowing the removal of any polynomial  $g_i \in G$  whose lead monomial is a multiple of some other lead monomial  $\text{LM}(g_j)$ . This process, which is often referred to as *minimising* a Gröbner Basis (as in finding a Gröbner Basis with the minimal number of elements), is incorporated into our refined procedure, which we state as Algorithm 4.

## 2.5 Improvements to Buchberger's Algorithm

Nowadays, most general purpose symbolic computation systems possess an implementation of Buchberger's algorithm. These implementations often take advantage of the

---

**Algorithm 4** The Commutative Unique Reduced Gröbner Basis Algorithm
 

---

**Input:** A Gröbner Basis  $G = \{g_1, g_2, \dots, g_m\}$  for an ideal  $J$  over a commutative polynomial ring  $R[x_1, \dots, x_n]$ ; an admissible monomial ordering  $O$ .

**Output:** The unique reduced Gröbner Basis  $G' = \{g'_1, g'_2, \dots, g'_p\}$  for  $J$ .

$G' = \emptyset$ ;

**for each**  $g_i \in G$  **do**

    Multiply  $g_i$  by  $\text{LC}(g_i)^{-1}$ ;

**if**  $(\text{LM}(g_i) = u\text{LM}(g_j)$  for some monomial  $u$  and some  $g_j \in G$  ( $g_j \neq g_i$ )) **then**

$G = G \setminus \{g_i\}$ ;

**end if**

**end for**

**for each**  $g_i \in G$  **do**

$g'_i = \text{Rem}(g_i, (G \setminus \{g_i\}) \cup G')$ ;

$G = G \setminus \{g_i\}$ ;  $G' = G' \cup \{g'_i\}$ ;

**end for**

**return**  $G'$ ;

---

numerous improvements made to Buchberger's algorithm over the years, some of which we shall now describe.

### 2.5.1 Buchberger's Criteria

In 1979, Buchberger published a paper [10] which gave criteria that enable the *a priori* detection of S-polynomials that reduce to zero. This speeds up Algorithm 3 by drastically reducing the number of S-polynomials that must be reduced with respect to the current basis.

**Proposition 2.5.1 (Buchberger's First Criterion)** *Let  $f$  and  $g$  be two polynomials over a commutative polynomial ring ordered with respect to some fixed admissible monomial ordering  $O$ . If the lead terms of  $f$  and  $g$  are disjoint (so that  $\text{lcm}(\text{LM}(f), \text{LM}(g)) = \text{LM}(f)\text{LM}(g)$ ), then  $\text{S-pol}(f, g)$  reduces to zero using the set  $\{f, g\}$ .*

**Proof (Adapted from [7], Lemma 5.66):** Assume that  $f = \sum_{i=1}^{\alpha} s_i$  and  $g = \sum_{j=1}^{\beta} t_j$ , where the  $s_i$  and the  $t_j$  are terms. Because  $s_1$  and  $t_1$  are disjoint, it follows that

$$\begin{aligned} \text{S-pol}(f, g) &\equiv t_1 f - s_1 g \\ &= t_1(s_2 + \cdots + s_{\alpha}) - s_1(t_2 + \cdots + t_{\beta}). \end{aligned} \quad (2.3)$$

We claim that no two terms in Equation (2.3) are the same. Assume to the contrary that  $t_1 s_i = s_1 t_j$  for some  $2 \leq i \leq \alpha$  and  $2 \leq j \leq \beta$ . Then  $t_1 s_i$  is a multiple of both  $t_1$  and  $s_1$ , which means that  $t_1 s_i$  is a multiple of  $\text{lcm}(t_1, s_1) = t_1 s_1$ . But then we must have  $t_1 s_i \geq t_1 s_1$ , which gives a contradiction (by definition  $s_1 > s_i$ ).

As every term in  $t_1(s_2 + \cdots + s_{\alpha})$  is a multiple of  $t_1$ , we can use  $g$  to eliminate each of the terms  $t_1 s_{\alpha}, t_1 s_{\alpha-1}, \dots, t_1 s_2$  in Equation (2.3) in turn:

$$\begin{aligned} &t_1(s_2 + \cdots + s_{\alpha}) - s_1(t_2 + \cdots + t_{\beta}) \\ \rightarrow &t_1(s_2 + \cdots + s_{\alpha}) - s_1(t_2 + \cdots + t_{\beta}) - s_{\alpha}g \\ = &t_1(s_2 + \cdots + s_{\alpha-1}) - s_1(t_2 + \cdots + t_{\beta}) - s_{\alpha}(t_2 + \cdots + t_{\beta}) \\ \rightarrow &t_1(s_2 + \cdots + s_{\alpha-2}) - (s_1 + s_{\alpha-1} + s_{\alpha})(t_2 + \cdots + t_{\beta}) \\ &\vdots \\ \rightarrow &-(s_1 + s_2 + \cdots + s_{\alpha})(t_2 + \cdots + t_{\beta}) \\ = &-s_1(t_2 + \cdots + t_{\beta}) - \cdots - s_{\alpha}(t_2 + \cdots + t_{\beta}). \end{aligned} \quad (2.4)$$

We do this in reverse order because, having eliminated a term  $t_1 s_{\gamma}$  (where  $3 \leq \gamma \leq \alpha$ ), to continue the term  $t_1 s_{\gamma-1}$  must appear in the reduced polynomial (which it does because  $t_1 s_{\gamma-1} > s_{\delta} t_{\eta}$  for all  $\gamma \leq \delta \leq \alpha$  and  $2 \leq \eta \leq \beta$ ).

We now use the same argument on  $-s_1(t_2 + \cdots + t_\beta)$ , using  $f$  to eliminate each of its terms in turn, giving the following reduction sequence.

$$\begin{aligned}
& -s_1(t_2 + \cdots + t_\beta) - \cdots - s_\alpha(t_2 + \cdots + t_\beta) \\
\rightarrow & -s_1(t_2 + \cdots + t_\beta) - \cdots - s_\alpha(t_2 + \cdots + t_\beta) + t_2f \\
= & -s_1(t_2 + \cdots + t_\beta) - \cdots - s_\alpha(t_2 + \cdots + t_\beta) + t_2(s_1 + \cdots + s_\alpha) \\
= & -s_1(t_3 + \cdots + t_\beta) - \cdots - s_\alpha(t_3 + \cdots + t_\beta) \\
\rightarrow & -s_1(t_4 + \cdots + t_\beta) - \cdots - s_\alpha(t_4 + \cdots + t_\beta) \\
& \vdots \\
\rightarrow & 0.
\end{aligned}$$

*Technical point:* If some term  $s_it_j$  (for  $i, j \geq 2$ ) cancels the term  $s_1t_k$  (for  $k \geq 3$ ) in Equation (2.4), then as we must have  $j < k$  in order to have  $s_it_j = s_1t_k$ , the term  $s_1t_k$  will reappear as  $s_it_j$  when the term  $s_1t_j$  is eliminated, allowing us to continue the reduction as shown. This argument can be extended to the case where a combination of terms of the form  $s_it_j$  cancel the term  $s_1t_k$ , as the term  $s_1t_k$  will reappear after all the terms  $s_1t_\kappa$  (for  $2 \leq \kappa < k$ ) have been eliminated.  $\square$

**Proposition 2.5.2 (Buchberger's Second Criterion)** *Let  $f, g$  and  $h$  be three members of a finite set of polynomials  $P$  over a commutative polynomial ring satisfying the following conditions.*

- (a)  $\text{LM}(h) \mid \text{lcm}(\text{LM}(f), \text{LM}(g))$ .
- (b)  $\text{S-pol}(f, h) \rightarrow_P 0$  and  $\text{S-pol}(g, h) \rightarrow_P 0$ .

*Then  $\text{S-pol}(f, g) \rightarrow_P 0$ .*

**Proof:** If  $\text{LM}(h) \mid \text{lcm}(\text{LM}(f), \text{LM}(g))$ , then  $m_h\text{LM}(h) = \text{lcm}(\text{LM}(f), \text{LM}(g))$  for some monomial  $m_h$ . Assume that  $\text{lcm}(\text{LM}(f), \text{LM}(g)) = m_f\text{LM}(f) = m_g\text{LM}(g)$  for some monomials  $m_f$  and  $m_g$ . Then it is clear that  $m_f\text{LM}(f) = m_h\text{LM}(h)$  is a common multiple of  $\text{LM}(f)$  and  $\text{LM}(h)$ , and  $m_g\text{LM}(g) = m_h\text{LM}(h)$  is a common multiple of  $\text{LM}(g)$  and  $\text{LM}(h)$ . It follows that  $\text{lcm}(\text{LM}(f), \text{LM}(g))$  is a multiple of both  $\text{lcm}(\text{LM}(f), \text{LM}(h))$  and  $\text{lcm}(\text{LM}(g), \text{LM}(h))$ , so that

$$\text{lcm}(\text{LM}(f), \text{LM}(g)) = m_{fh}\text{lcm}(\text{LM}(f), \text{LM}(h)) = m_{gh}\text{lcm}(\text{LM}(g), \text{LM}(h)) \quad (2.5)$$



for some monomials  $m_{fh}$  and  $m_{gh}$ .

Because the S-polynomials  $\text{S-pol}(f, h)$  and  $\text{S-pol}(g, h)$  both reduce to zero using  $P$ , there are expressions

$$\text{S-pol}(f, h) - \sum_{i=1}^{\alpha} s_i p_i = 0$$

and

$$\text{S-pol}(g, h) - \sum_{j=1}^{\beta} t_j p_j = 0,$$

where the  $s_i$  and the  $t_j$  are terms, and  $p_i, p_j \in P$  for all  $i$  and  $j$ . It follows that

$$\begin{aligned} m_{fh} \left( \text{S-pol}(f, h) - \sum_{i=1}^{\alpha} s_i p_i \right) &= m_{gh} \left( \text{S-pol}(g, h) - \sum_{j=1}^{\beta} t_j p_j \right); \\ m_{fh} \left( \frac{\text{lcm}(\text{LM}(f), \text{LM}(h))}{\text{LT}(f)} f - \frac{\text{lcm}(\text{LM}(f), \text{LM}(h))}{\text{LT}(h)} h - \sum_{i=1}^{\alpha} s_i p_i \right) &= \\ m_{gh} \left( \frac{\text{lcm}(\text{LM}(g), \text{LM}(h))}{\text{LT}(g)} g - \frac{\text{lcm}(\text{LM}(g), \text{LM}(h))}{\text{LT}(h)} h - \sum_{j=1}^{\beta} t_j p_j \right); \\ m_{fh} \left( \frac{\text{lcm}(\text{LM}(f), \text{LM}(g))}{m_{fh} \text{LT}(f)} f - \frac{\text{lcm}(\text{LM}(f), \text{LM}(g))}{m_{fh} \text{LT}(h)} h - \sum_{i=1}^{\alpha} s_i p_i \right) &= \\ m_{gh} \left( \frac{\text{lcm}(\text{LM}(f), \text{LM}(g))}{m_{gh} \text{LT}(g)} g - \frac{\text{lcm}(\text{LM}(f), \text{LM}(g))}{m_{gh} \text{LT}(h)} h - \sum_{j=1}^{\beta} t_j p_j \right); \\ \frac{\text{lcm}(\text{LM}(f), \text{LM}(g))}{\text{LT}(f)} f - m_{fh} \sum_{i=1}^{\alpha} s_i p_i &= \frac{\text{lcm}(\text{LM}(f), \text{LM}(g))}{\text{LT}(g)} g - m_{gh} \sum_{j=1}^{\beta} t_j p_j; \\ \text{S-pol}(f, g) - \sum_{i=1}^{\alpha} m_{fh} s_i p_i + \sum_{j=1}^{\beta} m_{gh} t_j p_j &= 0. \end{aligned}$$

To conclude that the S-polynomial  $\text{S-pol}(f, g)$  reduces to zero using  $P$ , it remains to show that the algebraic expression  $-\sum_{i=1}^{\alpha} m_{fh} s_i p_i + \sum_{j=1}^{\beta} m_{gh} t_j p_j$  corresponds to a valid reduction of  $\text{S-pol}(f, g)$ . To do this, it is sufficient to show that no term in either of the summations is greater than  $\text{lcm}(\text{LM}(f), \text{LM}(g))$  (so that  $\text{LM}(m_{fh} s_i p_i) < \text{lcm}(\text{LM}(f), \text{LM}(g))$  and  $\text{LM}(m_{gh} t_j p_j) < \text{lcm}(\text{LM}(f), \text{LM}(g))$  for all  $i$  and  $j$ ). But this follows from Equation (2.5) and from the fact that the original reductions of  $\text{S-pol}(f, h)$  and  $\text{S-pol}(g, h)$  are valid, so that  $\text{LM}(s_i p_i) < \text{lcm}(\text{LM}(f), \text{LM}(h))$  and  $\text{LM}(t_j p_j) < \text{lcm}(\text{LM}(g), \text{LM}(h))$  for all  $i$  and  $j$ .  $\square$

## 2.5.2 Homogeneous Gröbner Bases

**Definition 2.5.3** A polynomial is *homogeneous* if all its terms have the same degree. For example, the polynomial  $x^2y+4yz^2+3z^3$  is homogeneous, but the polynomial  $x^3y+4x^2+45$  is not homogeneous.

Of the many systems available for computing commutative Gröbner Bases, some (such as Bergman [6]) only admit sets of homogeneous polynomials as input. This restriction leads to gains in efficiency as we can take advantage of some of the properties of homogeneous polynomial arithmetic. For example, the S-polynomial of two homogeneous polynomials is homogeneous, and the reduction of a homogeneous polynomial by a set of homogeneous polynomials yields another homogeneous polynomial. It follows that if  $G$  is a Gröbner Basis for a set  $F$  of homogeneous polynomials, then  $G$  is another set of homogeneous polynomials.

At first glance, it seems that a system accepting only sets of homogeneous polynomials as input is not able to compute a Gröbner Basis for a set of polynomials containing one or more non-homogeneous polynomials. However, we can still use the system if we use an extendible monomial ordering and the processes of homogenisation and dehomogenisation.

**Definition 2.5.4** Let  $p = p_0 + \cdots + p_m$  be a polynomial over the polynomial ring  $R[x_1, \dots, x_n]$ , where each  $p_i$  is the sum of the degree  $i$  terms in  $p$  (we assume that  $p_m \neq 0$ ). The *homogenisation* of  $p$  with respect to a new (homogenising) variable  $y$  is the polynomial

$$h(p) := p_0y^m + p_1y^{m-1} + \cdots + p_{m-1}y + p_m,$$

where  $h(p)$  belongs to a polynomial ring determined by where  $y$  is placed in the lexicographical ordering of the variables.

**Definition 2.5.5** The *dehomogenisation* of a polynomial  $p$  is the polynomial  $d(p)$  given by substituting  $y = 1$  in  $p$ , where  $y$  is the homogenising variable. For example, the dehomogenisation of the polynomial  $x_1^3 + x_1x_2y + x_1y^2 \in \mathbb{Q}[x_1, x_2, y]$  is the polynomial  $x_1^3 + x_1x_2 + x_1 \in \mathbb{Q}[x_1, x_2]$ .

**Definition 2.5.6** A monomial ordering  $O$  is *extendible* if, given any polynomial  $p = t_1 + \cdots + t_\alpha$  ordered with respect to  $O$  (where  $t_1 > \cdots > t_\alpha$ ), the homogenisation of  $p$  preserves the order on the terms ( $t'_i > t'_{i+1}$  for all  $1 \leq i \leq \alpha - 1$ , where the homogenisation

process maps the term  $t_i \in p$  to the term  $t'_i \in h(p)$ .

Of the monomial orderings defined in Section 1.2.1, two of them (Lex and DegRevLex) are extendible as long as we ensure that the new variable  $y$  is lexicographically *less* than any of the variables  $x_1, \dots, x_n$ ; another (InvLex) is extendible as long as we ensure that the new variable  $y$  is lexicographically *greater* than any of the variables  $x_1, \dots, x_n$ .

The other monomial orderings are *not* extendible as, no matter where we place the new variable  $y$  in the ordering of the variables, we can always find two monomials  $m_1$  and  $m_2$  such that, if  $p = m_1 + m_2$  (with  $m_1 > m_2$ ), then in  $h(p) = m'_1 + m'_2$ , we have  $m'_1 < m'_2$ . For example,  $m_1 := x_1 x_2^2$  and  $m_2 := x_1^2$  provides a counterexample for the DegLex monomial ordering.

**Definition 2.5.7** Let  $F = \{f_1, \dots, f_m\}$  be a non-homogeneous set of polynomials. To compute a Gröbner Basis for  $F$  using a program that only accepts sets of homogeneous polynomials as input, we proceed as follows.

- (a) Construct a homogeneous set of polynomials  $F' = \{h(f_1), \dots, h(f_m)\}$ .
- (b) Compute a Gröbner Basis  $G'$  for  $F'$ .
- (c) Dehomogenise each polynomial  $g' \in G'$  to obtain a set of polynomials  $G$ .

As long as the chosen monomial ordering  $O$  is extendible,  $G$  will be a Gröbner Basis for  $F$  with respect to  $O$  [22, page 113]. A word of warning however – this process is not necessarily more efficient than the direct computation of a Gröbner Basis for  $F$  using a program that does accept non-homogeneous sets of polynomials as input.

### 2.5.3 Selection Strategies

One of the most important factors when considering the efficiency of Buchberger's algorithm is the order in which S-polynomials are processed during the algorithm. A particular choice of a *selection strategy* to use can often cut down substantially the amount of work required in order to obtain a particular Gröbner Basis.

In 1979, Buchberger defined the *normal strategy* [10] that chooses to process an S-polynomial  $S\text{-pol}(f, g)$  if the monomial  $\text{lcm}(\text{LM}(f), \text{LM}(g))$  is minimal (in the chosen

monomial ordering) amongst all such lowest common multiples. This strategy was refined in 1991 to give the *sugar strategy* [29], a strategy that chooses an S-polynomial to process if the *sugar* of the S-polynomial (a value associated to the S-polynomial) is minimal amongst all such values (the normal strategy is used in the event of a tie).

Motivation for the sugar strategy comes from the observation that the normal strategy performs well when used with a degree-based monomial ordering and a homogeneous basis; the sugar strategy was developed as a way to proceed based on what would happen when using the normal strategy in the computation of a Gröbner Basis for the corresponding homogenised input basis. We can therefore think of the sugar of an S-polynomial as representing the degree of the corresponding S-polynomial in the homogeneous computation.

The sugar of an S-polynomial is computed by using the following rules on the sugars of polynomials we encounter during the computation of a Gröbner Basis for the set of polynomials  $F = \{f_1, \dots, f_m\}$ .

- (1) The sugar  $\text{Sug}_{f_i}$  of a polynomial  $f_i \in F$  is the total degree of the polynomial  $f_i$  (which is the degree of the term of maximal degree in  $f_i$ ).
- (2) If  $p$  is a polynomial and if  $t$  is a term, then  $\text{Sug}_{tp} = \deg(t) + \text{Sug}_p$ .
- (3) If  $p = p_1 + p_2$ , then  $\text{Sug}_p = \max(\text{Sug}_{p_1}, \text{Sug}_{p_2})$ .

It follows that the sugar of the S-polynomial  $\text{S-pol}(g, h) = \frac{\text{lcm}(\text{LM}(g), \text{LM}(h))}{\text{LT}(g)}g - \frac{\text{lcm}(\text{LM}(g), \text{LM}(h))}{\text{LT}(h)}h$  is given by the formula

$$\text{Sug}_{\text{S-pol}(g,h)} = \max(\text{Sug}_g - \deg(\text{LM}(g)), \text{Sug}_h - \deg(\text{LM}(h))) + \deg(\text{lcm}(\text{LM}(g), \text{LM}(h))).$$

**Example 2.5.8** To illustrate how a selection strategy reduces the amount of work required to compute a Gröbner Basis, consider the ideal generated by the basis  $\{x^{31} - x^6 - x - y, x^8 - z, x^{10} - t\}$  over the polynomial ring  $\mathbb{Q}[x, y, z, t]$ . In our own implementation of Buchberger's algorithm, here is the number of S-polynomials processed during the algorithm when different selection strategies and different monomial orderings are used (the numbers quoted take into account the application of both of Buchberger's criteria).

| Selection Strategy | Lex | DegLex | DegRevLex |
|--------------------|-----|--------|-----------|
| No strategy        | 640 | 275    | 320       |
| Normal strategy    | 123 | 63     | 61        |
| Sugar strategy     | 96  | 55     | 54        |

### 2.5.4 Basis Conversion Algorithms

One factor which heavily influences the amount of time taken to compute a Gröbner Basis is the monomial ordering chosen. It is well known that some monomial orderings (such as Lex) are characterised as being ‘slow’, while other monomial orderings (such as DegRevLex) are said to be ‘fast’. In practice what this means is that it usually takes far more time to calculate (say) a Lex Gröbner Basis than it does to calculate a DegRevLex Gröbner Basis for the same generating set of polynomials.

Because many of the useful applications of Gröbner Bases (such as solving systems of polynomial equations) depend on using ‘slow’ monomial orderings, a number of algorithms were developed in the 1990’s that allow us to obtain a Gröbner Basis with respect to one monomial ordering from a Gröbner Basis with respect to another monomial ordering.

The idea is that the time it takes to compute a Gröbner Basis with respect to a ‘fast’ monomial ordering and then to convert it to a Gröbner Basis with respect to a ‘slow’ monomial ordering may be significantly less than the time it takes to compute a Gröbner Basis for the ‘slow’ monomial ordering directly. Although seemingly counterintuitive, the idea works well in practice.

One of the first conversion methods developed was the *FGLM* method, named after the four authors who published the paper [21] introducing it. The method relies on linear algebra to do the conversion, working with coefficient matrices and irreducible monomials. Its only drawback lies in the fact that it can only be used with zero-dimensional ideals, which are the ideals containing only a finite number of irreducible monomials (for each variable  $x_i$  in the polynomial ring, a Gröbner Basis for a zero-dimensional ideal must contain a polynomial which has a power of  $x_i$  as the leading monomial). This restriction does not apply in the case of the *Gröbner Walk* [18], a basis conversion method we shall study in further detail in Chapter 6.

### 2.5.5 Optimal Variable Orderings

In many cases, the ordering of the variables in a polynomial ring can have a significant effect on the time it takes to compute a Gröbner Basis for a particular ideal (an example can be found in [17]). This is worth bearing in mind if we are searching for *any* Gröbner Basis with respect to a certain ideal, so do not mind which variable ordering is being used. A heuristically optimal variable ordering is described in [34] (deriving from a discussion in [9]), where we order the variables so that the variable that occurs least often in the polynomials of the input basis is the largest variable; the second least common variable is the second largest variable; and so on (ties are broken randomly).

**Example 2.5.9** Let  $F := \{y^2z^2 + x^2y, x^2y^4z + xy^2z + y^3, y^7 + x^3z\}$  generate an ideal over the polynomial ring  $\mathbb{Q}[x, y, z]$ . Because  $x$  occurs 8 times in  $F$ ,  $y$  occurs 19 times and  $z$  occurs 5 times, the heuristically optimal variable ordering is  $z > x > y$ . This is supported by the following table showing the times taken to compute a Lex Gröbner Basis for  $F$  using all six possible variable orderings, where we see that the time for the heuristically optimal variable ordering is close to the time for the true optimal variable ordering.

| Variable Order | Time    | Size of Gröbner Basis |
|----------------|---------|-----------------------|
| $x > y > z$    | 1:15.10 | 6                     |
| $x > z > y$    | 0:02.85 | 7                     |
| $y > x > z$    | 2:19.45 | 7                     |
| $y > z > x$    | 2:16.09 | 7                     |
| $z > x > y$    | 0:05.91 | 8                     |
| $z > y > x$    | 5:44.38 | 8                     |

### 2.5.6 Logged Gröbner Bases

In some situations, such as in the algorithm for the Gröbner Walk, it is desirable to be able to express each member of a Gröbner Basis in terms of members of the original basis from which the Gröbner Basis was computed. When we have such representations, our Gröbner Basis is said to be a *Logged Gröbner Basis*.

**Definition 2.5.10** Let  $G = \{g_1, \dots, g_p\}$  be a Gröbner Basis computed from an initial basis  $F = \{f_1, \dots, f_m\}$ . We say that  $G$  is a *Logged Gröbner Basis* if, for each  $g_i \in G$ , we

have an explicit expression of the form

$$g_i = \sum_{\alpha=1}^{\beta} t_{\alpha} f_{k_{\alpha}},$$

where the  $t_{\alpha}$  are terms and  $f_{k_{\alpha}} \in F$  for all  $1 \leq \alpha \leq \beta$ .

**Proposition 2.5.11** *Given a finite basis  $F = \{f_1, \dots, f_m\}$ , it is always possible to compute a Logged Gröbner Basis for  $F$ .*

**Proof:** We are required to prove that every polynomial added to the input basis  $F = \{f_1, \dots, f_m\}$  during Buchberger's algorithm has a representation in terms of members of  $F$ . But any such polynomial must be a reduced S-polynomial, so it follows that the first polynomial  $f_{m+1}$  added to  $F$  will always have the form

$$f_{m+1} = \text{S-pol}(f_i, f_j) - \sum_{\alpha=1}^{\beta} t_{\alpha} f_{k_{\alpha}},$$

where  $f_i, f_j, f_{k_{\alpha}} \in F$  and the  $t_{\alpha}$  are terms. This expression clearly gives a representation of our new polynomial in terms of members of  $F$ , and by induction (using substitution) it is also clear that each subsequent polynomial added to  $F$  will also have a representation in terms of members of  $F$ .  $\square$

**Example 2.5.12** Let  $F := \{f_1, f_2, f_3\} = \{xy - z, 2x + yz + z, x + yz\}$  generate an ideal over the polynomial ring  $\mathbb{Q}[x, y, z]$ , and let the monomial ordering be Lex. In obtaining a Gröbner Basis for  $F$  using Buchberger's algorithm, three new polynomials are added to  $F$ , giving a Gröbner Basis  $G := \{g_1, g_2, g_3, g_4, g_5, g_6\} = \{xy - z, 2x + yz + z, x + yz, -\frac{1}{2}yz + \frac{1}{2}z, -2z^2, -2z\}$ . These three new polynomials are obtained from the S-polynomials  $\text{S-pol}(2x + yz + z, x + yz)$ ,  $\text{S-pol}(xy - z, -\frac{1}{2}yz + \frac{1}{2}z)$  and  $\text{S-pol}(xy - z, 2x + yz + z)$

respectively:

$$\begin{aligned} \text{S-pol}(2x + yz + z, x + yz) &= \frac{1}{2}(2x + yz + z) - (x + yz) \\ &= -\frac{1}{2}yz + \frac{1}{2}z; \end{aligned}$$

$$\begin{aligned} \text{S-pol}\left(xy - z, -\frac{1}{2}yz + \frac{1}{2}z\right) &= z(xy - z) + 2x\left(-\frac{1}{2}yz + \frac{1}{2}z\right) \\ &= xz - z^2 \\ \rightarrow_{f_2} & xz - z^2 - \frac{1}{2}z(2x + yz + z) \\ &= -\frac{1}{2}yz^2 - \frac{3}{2}z^2 \\ \rightarrow_{g_4} & -\frac{1}{2}yz^2 - \frac{3}{2}z^2 - z\left(-\frac{1}{2}yz + \frac{1}{2}z\right) \\ &= -2z^2; \end{aligned}$$

$$\begin{aligned} \text{S-pol}(xy - z, 2x + yz + z) &= (xy - z) - \frac{1}{2}y(2x + yz + z) \\ &= -\frac{1}{2}y^2z - \frac{1}{2}yz - z \\ \rightarrow_{g_4} & -\frac{1}{2}y^2z - \frac{1}{2}yz - z - y\left(-\frac{1}{2}yz + \frac{1}{2}z\right) \\ &= -yz - z \\ \rightarrow_{g_4} & -yz - z - 2\left(-\frac{1}{2}yz + \frac{1}{2}z\right) \\ &= -2z. \end{aligned}$$

These reductions enable us to give the following Logged Gröbner Basis for  $F$ .

| Member of $G$                         | Logged Representation              |
|---------------------------------------|------------------------------------|
| $g_1 = xy - z$                        | $f_1$                              |
| $g_2 = 2x + yz + z$                   | $f_2$                              |
| $g_3 = x + yz$                        | $f_3$                              |
| $g_4 = -\frac{1}{2}yz + \frac{1}{2}z$ | $\frac{1}{2}f_2 - f_3$             |
| $g_5 = -2z^2$                         | $zf_1 + (x - z)f_2 + (-2x + z)f_3$ |
| $g_6 = -z$                            | $f_1 + (-y - 1)f_2 + (y + 2)f_3$   |



## Chapter 3

# Noncommutative Gröbner Bases

Once the potential of Gröbner Basis theory started to be realised in the 1970's, it was only natural to try to generalise the theory to related areas such as noncommutative polynomial rings. In 1986, Teo Mora published a paper [45] giving an algorithm for constructing a noncommutative Gröbner Basis. This work built upon the work of George Bergman; in particular his “diamond lemma for ring theory” [8].

In this chapter, we will describe Mora's algorithm and the theory behind it, in many ways giving a ‘noncommutative version’ of the previous chapter. This means that some material from the previous chapter will be duplicated; this however will be justified when the subtle differences between the cases becomes apparent, differences that are all too often overlooked when an ‘easy generalisation’ is made!

As in the previous chapter, we will consider the theory from the point of view of S-polynomials, in particular defining a noncommutative Gröbner Basis as a set of polynomials for which the S-polynomials all reduce to zero. At the end of the chapter, in order to give a flavour of a noncommutative Gröbner Basis program, we will give an extended example of the computation of a noncommutative Gröbner Basis, taking advantage of some of the improvements to Mora's algorithm such as Buchberger's criteria and selection strategies.

### 3.1 Overlaps

For a (two-sided) ideal  $J$  over a noncommutative polynomial ring, the concept of a Gröbner Basis for  $J$  remains the same: it is a set of polynomials  $G$  generating  $J$  such that remainders with respect to  $G$  are unique. How we obtain that Gröbner Basis also remains the same (we add S-polynomials to an initial basis as required); the difference comes in the definition of an S-polynomial.

Recall (from Section 2.1) that the purpose of an S-polynomial  $S\text{-pol}(p_1, p_2)$  is to ensure that any polynomial  $p$  reducible by both  $p_1$  and  $p_2$  has a unique remainder when divided by a set of polynomials containing  $p_1$  and  $p_2$ . In the commutative case, there is only one way to divide  $p$  by  $p_1$  or  $p_2$  (giving reductions  $p - t_1 p_1$  or  $p - t_2 p_2$  respectively, where  $t_1$  and  $t_2$  are terms); this means that there is only one S-polynomial for each pair of polynomials. In the noncommutative case however, a polynomial may divide another polynomial in many different ways (for example the polynomial  $xyx - z$  divides the polynomial  $xyxyx + 4x^2$  in two different ways, giving reductions  $zyx + 4x^2$  and  $xyz + 4x^2$ ). For this reason, we do not have a fixed number of S-polynomials for each pair  $(p_1, p_2)$  of polynomials in the noncommutative case – that number will depend on the number of *overlaps* between the lead monomials of  $p_1$  and  $p_2$ .

In order to explain what an overlap is, we first need the following preliminary definitions allowing us to select a particular part of a noncommutative monomial.

**Definition 3.1.1** Consider a monomial  $m$  of degree  $d$  over a noncommutative polynomial ring  $\mathcal{R}$ .

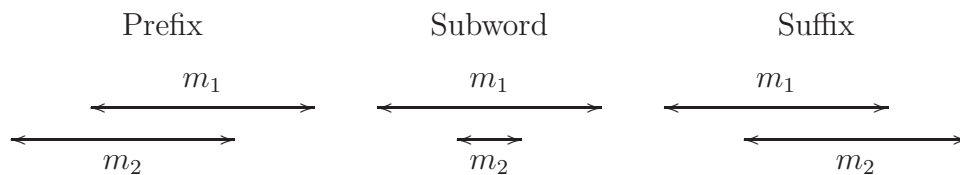
- Let  $\text{Prefix}(m, i)$  denote the prefix of  $m$  of degree  $i$  (where  $1 \leq i \leq d$ ). For example,  $\text{Prefix}(x^2yz, 3) = x^2y$ ;  $\text{Prefix}(zyx^2, 1) = z$  and  $\text{Prefix}(y^2zx, 4) = y^2zx$ .
- Let  $\text{Suffix}(m, i)$  denote the suffix of  $m$  of degree  $i$  (where  $1 \leq i \leq d$ ). For example,  $\text{Suffix}(x^2yz, 3) = xyz$ ;  $\text{Suffix}(zyx^2, 1) = x$  and  $\text{Suffix}(y^2zx, 4) = y^2zx$ .
- Let  $\text{Subword}(m, i, j)$  denote the subword of  $m$  starting at position  $i$  and finishing at position  $j$  (where  $1 \leq i \leq j \leq d$ ). For example,  $\text{Subword}(zyx^2, 2, 3) = yx$ ;  $\text{Subword}(zyx^2, 3, 3) = x$  and  $\text{Subword}(y^2zx, 1, 4) = y^2zx$ .

**Definition 3.1.2** Let  $m_1$  and  $m_2$  be two monomials over a noncommutative polynomial ring  $\mathcal{R}$  with respective degrees  $d_1 \geq d_2$ . We say that  $m_1$  and  $m_2$  *overlap* if any of the

following conditions are satisfied.

- (a)  $\text{Prefix}(m_1, i) = \text{Suffix}(m_2, i)$  ( $1 \leq i < d_2$ );
- (b)  $\text{Subword}(m_1, i, i + d_2 - 1) = m_2$  ( $1 \leq i \leq d_1 - d_2 + 1$ );
- (c)  $\text{Suffix}(m_1, i) = \text{Prefix}(m_2, i)$  ( $1 \leq i < d_2$ ).

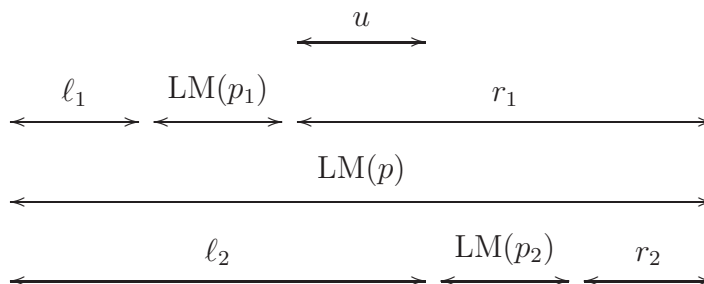
We will refer to the above overlap types as being prefix, subword and suffix overlaps respectively; we can picture the overlap types as follows.



**Remark 3.1.3** We have defined the cases where  $m_2$  is a prefix or a suffix of  $m_1$  to be subword overlaps.

**Proposition 3.1.4** *Let  $p$  be a polynomial over a noncommutative polynomial ring  $\mathcal{R}$  that is divisible by two polynomials  $p_1, p_2 \in \mathcal{R}$ , so that  $\ell_1 \text{LM}(p_1) r_1 = \text{LM}(p) = \ell_2 \text{LM}(p_2) r_2$  for some monomials  $\ell_1, \ell_2, r_1, r_2$ . As positioned in  $\text{LM}(p)$ , if  $\text{LM}(p_1)$  and  $\text{LM}(p_2)$  do not overlap, then no matter which of the two reductions of  $p$  we apply first, we can always obtain a common remainder.*

**Proof:** We picture the situation as follows ( $u$  is a monomial).



We construct the common remainder by using  $p_2$  to divide the remainder we obtain by dividing  $p$  by  $p_1$  (and vice versa).

| Reduction by $p_1$ first |                                                                                                                                                   |
|--------------------------|---------------------------------------------------------------------------------------------------------------------------------------------------|
| $p$                      | $\rightarrow p - (\text{LC}(p)\text{LC}(p_1)^{-1})\ell_1 p_1 r_1$                                                                                 |
|                          | $= (p - \text{LT}(p)) - (\text{LC}(p)\text{LC}(p_1)^{-1})\ell_1(p_1 - \text{LT}(p_1))r_1$                                                         |
|                          | $= (p - \text{LT}(p)) - (\text{LC}(p)\text{LC}(p_1)^{-1})\ell_1(p_1 - \text{LT}(p_1))u\text{LM}(p_2)r_2$                                          |
|                          | $\xrightarrow{*} (p - \text{LT}(p)) - (\text{LC}(p)\text{LC}(p_1)^{-1}\text{LC}(p_2)^{-1})\ell_1(p_1 - \text{LT}(p_1))u(p_2 - \text{LT}(p_2))r_2$ |
| Reduction by $p_2$ first |                                                                                                                                                   |
| $p$                      | $\rightarrow p - (\text{LC}(p)\text{LC}(p_2)^{-1})\ell_2 p_2 r_2$                                                                                 |
|                          | $= (p - \text{LT}(p)) - (\text{LC}(p)\text{LC}(p_2)^{-1})\ell_2(p_2 - \text{LT}(p_2))r_2$                                                         |
|                          | $= (p - \text{LT}(p)) - (\text{LC}(p)\text{LC}(p_2)^{-1})\ell_1\text{LM}(p_1)u(p_2 - \text{LT}(p_2))r_2$                                          |
|                          | $\xrightarrow{*} (p - \text{LT}(p)) - (\text{LC}(p)\text{LC}(p_1)^{-1}\text{LC}(p_2)^{-1})\ell_1(p_1 - \text{LT}(p_1))u(p_2 - \text{LT}(p_2))r_2$ |

□

Let  $p, p_1, p_2, \ell_1, \ell_2, r_1$  and  $r_2$  be as in Proposition 3.1.4. As positioned in  $\text{LM}(p)$ , in general the lead monomials of  $p_1$  and  $p_2$  may or may not overlap, giving four different possibilities, each of which is illustrated by an example in the following table.

| LM( $p$ )   | $\ell_1$ | LM( $p_1$ ) | $r_1$   | $\ell_2$ | LM( $p_2$ ) | $r_2$ | Overlap?        |
|-------------|----------|-------------|---------|----------|-------------|-------|-----------------|
| $x^2yzxy^3$ | $x^2yz$  | $xy^3$      | 1       | $x^2y$   | $zx$        | $y^3$ | Prefix overlap  |
| $x^2yzxy^3$ | $x$      | $xyzxy$     | $y^2$   | $x^2$    | $yzx$       | $y^3$ | Subword overlap |
| $x^2yzxy^3$ | $x$      | $xyz$       | $xy^3$  | $x^2y$   | $zx$        | $y^3$ | Suffix overlap  |
| $x^2yzxy^3$ | $x^2$    | $y$         | $zxy^3$ | $x^2yz$  | $xy^2$      | $y$   | No overlap      |

In the cases that  $\text{LM}(p_1)$  and  $\text{LM}(p_2)$  do overlap, we are not guaranteed to be able to obtain a common remainder when we divide  $p$  by both  $p_1$  and  $p_2$ . To counter this, we introduce (as in the commutative case) an S-polynomial into our dividing set to ensure a common remainder, requiring one S-polynomial for every possible way that  $\text{LM}(p_1)$  and  $\text{LM}(p_2)$  overlap, including *self overlaps* (where  $p_1 = p_2$ , for example  $\text{Prefix}(xyx, 1) = \text{Suffix}(xyx, 1)$ ).

**Definition 3.1.5** Let the lead monomials of two polynomials  $p_1$  and  $p_2$  overlap in such a way that  $\ell_1\text{LM}(p_1)r_1 = \ell_2\text{LM}(p_2)r_2$ , where  $\ell_1, \ell_2, r_1$  and  $r_2$  are monomials chosen so that at least one of  $\ell_1$  and  $\ell_2$  and at least one of  $r_1$  and  $r_2$  is equal to the unit monomial. The *S-polynomial* associated with this overlap is given by the expression

$$\text{S-pol}(\ell_1, p_1, \ell_2, p_2) = c_1\ell_1 p_1 r_1 - c_2\ell_2 p_2 r_2,$$

where  $c_1 = \text{LC}(p_2)$  and  $c_2 = \text{LC}(p_1)$ .

**Remark 3.1.6** The monomials  $\ell_1$  and  $\ell_2$  are included in the notation  $\text{S-pol}(\ell_1, p_1, \ell_2, p_2)$  in order to differentiate between distinct S-polynomials involving the two polynomials  $p_1$  and  $p_2$  (there is no need to include  $r_1$  and  $r_2$  in the notation because  $r_1$  and  $r_2$  are uniquely determined by  $\ell_1$  and  $\ell_2$  respectively).

**Example 3.1.7** Consider the polynomial  $p := xyz + 2y$  and the set of polynomials  $P := \{p_1, p_2\} = \{xy - z, yz - x\}$ , all polynomials being ordered by DegLex and originating from the polynomial ring  $\mathbb{Q}\langle x, y, z \rangle$ . We see that  $p$  is divisible (in one way) by both of the polynomials in  $P$ , giving remainders  $z^2 + 2y$  and  $x^2 + 2y$  respectively, both of which are irreducible by  $P$ . It follows that  $p$  does not have a unique remainder with respect to  $P$ .

Because there is only one overlap involving the lead monomials of  $p_1$  and  $p_2$ , namely  $\text{Suffix}(xy, 1) = \text{Prefix}(yz, 1)$ , there is only one S-polynomial for the set  $P$ , which is the polynomial  $(xy - z)z - x(yz - x) = x^2 - z^2$ . When we add this polynomial to the set  $P$ , we see that the remainder of  $p$  with respect to the enlarged  $P$  is now unique, as the remainder of  $p$  with respect to  $p_2$  (the polynomial  $x^2 + 2y$ ) is now reducible by our new polynomial, giving a new remainder  $z^2 + 2y$  which agrees with the remainder of  $p$  with respect to  $p_1$ .

Let us now give a definition of a noncommutative Gröbner Basis in terms of S-polynomials.

**Definition 3.1.8** Let  $G = \{g_1, \dots, g_m\}$  be a basis for an ideal  $J$  over a noncommutative polynomial ring  $\mathcal{R} = R\langle x_1, \dots, x_n \rangle$ . If all the S-polynomials involving members of  $G$  reduce to zero using  $G$ , then  $G$  is a *noncommutative Gröbner Basis* for  $J$ .

**Theorem 3.1.9** *Given any polynomial  $p$  over a polynomial ring  $\mathcal{R} = R\langle x_1, \dots, x_n \rangle$ , the remainder of the division of  $p$  by a basis  $G$  for an ideal  $J$  in  $\mathcal{R}$  is unique if and only if  $G$  is a Gröbner Basis.*

**Proof:** ( $\Rightarrow$ ) Following the proof of Theorem 2.1.5, we need to show that the division process is *locally confluent*, that is if there are polynomials  $f, f_1, f_2 \in \mathcal{R}$  with  $f_1 = f - \ell_1 g_1 r_1$  and  $f_2 = f - \ell_2 g_2 r_2$  for terms  $\ell_1, \ell_2, r_1, r_2$  and  $g_1, g_2 \in G$ , then there exists a polynomial  $f_3 \in \mathcal{R}$  such that both  $f_1$  and  $f_2$  reduce to  $f_3$ . As before, this is equivalent to showing that the polynomial  $f_2 - f_1 = \ell_1 g_1 r_1 - \ell_2 g_2 r_2$  reduces to zero.

If  $\text{LT}(\ell_1 g_1 r_1) \neq \text{LT}(\ell_2 g_2 r_2)$ , then the remainders  $f_1$  and  $f_2$  are obtained by cancelling off different terms of the original  $f$  (the reductions of  $f$  are *disjoint*), so it is possible, assuming (without loss of generality) that  $\text{LT}(\ell_1 g_1 r_1) > \text{LT}(\ell_2 g_2 r_2)$ , to directly reduce the polynomial  $f_2 - f_1 = \ell_1 g_1 r_1 - \ell_2 g_2 r_2$  in the following manner:  $\ell_1 g_1 r_1 - \ell_2 g_2 r_1 \rightarrow_{g_1} -\ell_2 g_2 r_2 \rightarrow_{g_2} 0$ .

On the other hand, if  $\text{LT}(\ell_1 g_1 r_1) = \text{LT}(\ell_2 g_2 r_2)$ , then the reductions of  $f$  are not disjoint (as the same term  $t$  from  $f$  is cancelled off during both reductions), so that the term  $t$  does not appear in the polynomial  $\ell_1 g_1 r_1 - \ell_2 g_2 r_2$ . However, the monomial  $\text{LM}(t)$  must contain the monomials  $\text{LM}(g_1)$  and  $\text{LM}(g_2)$  as subwords if both  $g_1$  and  $g_2$  cancel off the term  $t$ , so it follows that  $\text{LM}(g_1)$  and  $\text{LM}(g_2)$  will either overlap or not overlap in  $\text{LM}(t)$ . If they do not overlap, then we know from Proposition 3.1.4 that  $f_1$  and  $f_2$  will have a common remainder ( $f_1 \xrightarrow{*} f_3$  and  $f_2 \xrightarrow{*} f_3$ ), so that  $f_2 - f_1 \xrightarrow{*} f_3 - f_3 = 0$ . Otherwise, because of the overlap between  $\text{LM}(g_1)$  and  $\text{LM}(g_2)$ , the polynomial  $\ell_1 g_1 r_1 - \ell_2 g_2 r_2$  will be a multiple of an S-polynomial, say  $\ell_1 g_1 r_1 - \ell_2 g_2 r_2 = \ell_3 (\text{S-pol}(\ell'_1, g_1, \ell'_2, g_2)) r_3$  for some terms  $\ell_3, r_3$  and some monomials  $\ell'_1, \ell'_2$ . But  $G$  is a Gröbner Basis, so the S-polynomial  $\text{S-pol}(\ell'_1, g_1, \ell'_2, g_2)$  will reduce to zero, and hence by extension the polynomial  $\ell_1 g_1 r_1 - \ell_2 g_2 r_2$  will also reduce to zero.

( $\Leftarrow$ ) As all S-polynomials are members of the ideal  $J$ , to complete the proof it is sufficient to show that there is always a reduction path of an arbitrary member of the ideal that leads to a zero remainder (the uniqueness of remainders will then imply that members of the ideal always reduce to zero). Let  $f \in J = \langle G \rangle$ . Then, by definition, there exist  $g_i \in G$  (not necessarily all different) and terms  $\ell_i, r_i \in \mathcal{R}$  (where  $1 \leq i \leq j$ ) such that

$$f = \sum_{i=1}^j \ell_i g_i r_i.$$

We proceed by induction on  $j$ . If  $j = 1$ , then  $f = \ell_1 g_1 r_1$ , and it is clear that we can use  $g_1$  to reduce  $f$  to give a zero remainder ( $f \rightarrow_{g_1} f - \ell_1 g_1 r_1 = 0$ ). Assume that the result is true for  $j = k$ , and let us look at the case  $j = k + 1$ , so that

$$f = \left( \sum_{i=1}^k \ell_i g_i r_i \right) + \ell_{k+1} g_{k+1} r_{k+1}.$$

By the inductive hypothesis,  $\sum_{i=1}^k \ell_i g_i r_i$  is a member of the ideal that reduces to zero. The polynomial  $f$  therefore reduces to the polynomial  $f' := \ell_{k+1} g_{k+1} r_{k+1}$ , and we can

now use  $g_{k+1}$  to reduce  $f'$  to give a zero remainder ( $f' \rightarrow_{g_{k+1}} f' - \ell_{k+1}g_{k+1}r_{k+1} = 0$ ).  $\square$

**Remark 3.1.10** The above Theorem forms part of Bergman's Diamond Lemma [8, Theorem 1.2].

## 3.2 Mora's Algorithm

Let us now consider the following pseudo code representing Mora's algorithm for computing noncommutative Gröbner Bases [45].

---

**Algorithm 5** Mora's Noncommutative Gröbner Basis Algorithm

---

**Input:** A Basis  $F = \{f_1, f_2, \dots, f_m\}$  for an ideal  $J$  over a noncommutative polynomial ring  $R\langle x_1, \dots, x_n \rangle$ ; an admissible monomial ordering  $O$ .

**Output:** A Gröbner Basis  $G = \{g_1, g_2, \dots, g_p\}$  for  $J$  (in the case of termination).

Let  $G = F$  and let  $A = \emptyset$ ;

For each pair of polynomials  $(g_i, g_j)$  in  $G$  ( $i \leq j$ ), add an S-polynomial  $S\text{-pol}(\ell_1, g_i, \ell_2, g_j)$  to  $A$  for each overlap  $\ell_1\text{LM}(g_i)r_1 = \ell_2\text{LM}(g_j)r_2$  between the lead monomials of  $\text{LM}(g_i)$  and  $\text{LM}(g_j)$ .

**while** ( $A$  is not empty) **do**

    Remove the first entry  $s_1$  from  $A$ ;

$s'_1 = \text{Rem}(s_1, G)$ ;

**if** ( $s'_1 \neq 0$ ) **then**

        Add  $s'_1$  to  $G$  and then (for all  $g_i \in G$ ) add all the S-polynomials of the form  $S\text{-pol}(\ell_1, g_i, \ell_2, s'_1)$  to  $A$ ;

**end if**

**end while**

**return**  $G$ ;

---

Structurally, Mora's algorithm is virtually identical to Buchberger's algorithm, in that we compute and reduce each S-polynomial in turn; we add a reduced S-polynomial to our basis if it does not reduce to zero; and we continue until all S-polynomials reduce to zero — exactly as in Algorithm 3. Despite this, there are major differences from an implementation standpoint, not least in the fact that noncommutative polynomials are much more difficult to handle on a computer; and noncommutative S-polynomials need more complicated data structures. This may explain why implementations of the noncommutative Gröbner Basis algorithm are currently sparser than those for the commutative algorithm;

and also why such implementations often impose restrictions on the problems that can be handled — Bergman [6] for instance only allows input bases which are homogeneous.

### 3.2.1 Termination

In the commutative case, Dickson's Lemma and Hilbert's Basis Theorem allow us to prove that Buchberger's algorithm always terminates for all possible inputs. It is a fact however that Mora's algorithm does not terminate for all possible inputs (so that an ideal may have an infinite Gröbner Basis in general) because there is no analogue of Dickson's Lemma for noncommutative monomial ideals.

**Proposition 3.2.1** *Not all noncommutative monomial ideals are finitely generated.*

**Proof:** Assume to the contrary that all noncommutative monomial ideals are finitely generated, and consider an ascending chain of such ideals  $J_1 \subseteq J_2 \subseteq \dots$ . By our assumption, the ideal  $J = \cup J_i$  (for  $i \geq 1$ ) will be finitely generated, which means that there must be some  $k \geq 1$  such that  $J_k = J_{k+1} = \dots$ . For a counterexample, let  $\mathcal{R} = \mathbb{Q}\langle x, y \rangle$  be a noncommutative polynomial ring, and define  $J_i$  (for  $i \geq 1$ ) to be the ideal in  $\mathcal{R}$  generated by the set of monomials  $\{xyx, xy^2x, \dots, xy^i x\}$ . Because no member of this set is a multiple of any other member of the set, it is clear that there cannot be a  $k \geq 1$  such that  $J_k = J_{k+1} = \dots$  because  $xy^{k+1}x \in J_{k+1}$  and  $xy^{k+1}x \notin J_k$  for all  $k \geq 1$ .  $\square$

Another way of explaining why Mora's algorithm does not terminate comes from considering the link between noncommutative Gröbner Bases and the Knuth-Bendix Critical Pairs Completion Algorithm for monoid rewrite systems [39], an algorithm that attempts to find a complete rewrite system for any given monoid presentation. Because Mora's algorithm can be used to emulate the Knuth-Bendix algorithm (for the details, see for example [33]), if we assume that Mora's algorithm always terminates, then we have found a way to solve the *word problem* for monoids (so that we can determine whether any word in a given monoid is equal to the identity word); this however contradicts the fact that the word problem is actually an unsolvable problem (so that it is impossible to define an algorithm that can tell whether two words in a given monoid are identical).



### 3.3 Reduced Gröbner Bases

**Definition 3.3.1** Let  $G = \{g_1, \dots, g_p\}$  be a Gröbner Basis for an ideal over a polynomial ring  $R\langle x_1, \dots, x_n \rangle$ .  $G$  is a *reduced* Gröbner Basis if the following conditions are satisfied.

- (a)  $\text{LC}(g_i) = 1_R$  for all  $g_i \in G$ .
- (b) No term in any polynomial  $g_i \in G$  is divisible by any  $\text{LT}(g_j)$ ,  $j \neq i$ .

**Theorem 3.3.2** *If there exists a Gröbner Basis  $G$  for an ideal  $J$  over a noncommutative polynomial ring, then  $J$  has a unique reduced Gröbner Basis.*

**Proof:** *Existence.* We claim that the following procedure transforms  $G$  into a reduced Gröbner Basis  $G'$ .

- (i) Multiply each  $g_i \in G$  by  $\text{LC}(g_i)^{-1}$ .
- (ii) Reduce each  $g_i \in G$  by  $G \setminus \{g_i\}$ , removing from  $G$  all polynomials that reduce to zero.

It is clear that  $G'$  satisfies the conditions of Definition 3.3.1, so it remains to show that  $G'$  is a Gröbner Basis, which we shall do by showing that the application of each step of instruction (ii) above produces a basis which is still a Gröbner Basis.

Let  $G = \{g_1, \dots, g_p\}$  be a Gröbner Basis, and let  $g'_i$  be the reduction of an arbitrary  $g_i \in G$  with respect to  $G \setminus \{g_i\}$ , carried out as follows (the  $\ell_k$  and the  $r_k$  are terms).

$$g'_i = g_i - \sum_{k=1}^{\kappa} \ell_k g_{j_k} r_k. \quad (3.1)$$

Set  $H = (G \setminus \{g_i\}) \cup \{g'_i\}$  if  $g'_i \neq 0$ , and set  $H = G \setminus \{g_i\}$  if  $g'_i = 0$ . As  $G$  is a Gröbner Basis, all S-polynomials involving elements of  $G$  reduce to zero using  $G$ , so there are expressions

$$c_b \ell_a g_a r_a - c_a \ell_b g_b r_b - \sum_{u=1}^{\mu} \ell_u g_{c_u} r_u = 0 \quad (3.2)$$

for every S-polynomial  $\text{S-pol}(\ell_a, g_a, \ell_b, g_b) = c_b \ell_a g_a r_a - c_a \ell_b g_b r_b$ , where  $c_a = \text{LC}(g_a)$ ;  $c_b = \text{LC}(g_b)$ ; the  $\ell_u$  and the  $r_u$  are terms (for  $1 \leq u \leq \mu$ ); and  $g_a, g_b, g_{c_u} \in G$ . To show that  $H$  is

a Gröbner Basis, we must show that all S-polynomials involving elements of  $H$  reduce to zero using  $H$ . For polynomials  $g_a, g_b \in H$  not equal to  $g'_i$ , we can reduce an S-polynomial of the form  $\text{S-pol}(\ell_a, g_a, \ell_b, g_b)$  using the reduction shown in Equation (3.2), substituting for  $g_i$  from Equation (3.1) if any of the  $g_{c_u}$  in Equation (3.2) are equal to  $g_i$ . This gives a reduction to zero of  $\text{S-pol}(\ell_a, g_a, \ell_b, g_b)$  in terms of elements of  $H$ .

If  $g'_i = 0$ , our proof is complete. Otherwise consider all S-polynomials  $\text{S-pol}(\ell'_i, g'_i, \ell_b, g_b)$  involving the pair of polynomials  $(g'_i, g_b)$ , where  $g_b \in G \setminus \{g_i\}$ . We claim that there exists an S-polynomial  $\text{S-pol}(\ell_1, g_i, \ell_2, g_b) = c_b \ell_1 g_i r_1 - c_i \ell_2 g_b r_2$  such that  $\text{S-pol}(\ell'_i, g'_i, \ell_b, g_b) = c_b \ell_1 g'_i r_1 - c_i \ell_2 g_b r_2$ . To prove this claim, it is sufficient to show that  $\text{LT}(g_i) = \text{LT}(g'_i)$ . Assume for a contradiction that  $\text{LT}(g_i) \neq \text{LT}(g'_i)$ . It follows that during the reduction of  $g_i$  we were able to reduce its lead term, so that  $\text{LT}(g_i) = \ell \text{LT}(g_j) r$  for some terms  $\ell$  and  $r$  and some  $g_j \in G$ . Because  $\text{LM}(g_i - \ell g_j r) < \text{LM}(g_i)$ , the polynomial  $g_i - \ell g_j r$  must reduce to zero without using  $g_i$ , so that  $g'_i = 0$ , giving a contradiction.

It remains to show that  $\text{S-pol}(\ell'_i, g'_i, \ell_b, g_b) \rightarrow_H 0$ . We know that  $\text{S-pol}(\ell_1, g_i, \ell_2, g_b) = c_b \ell_1 g_i r_1 - c_i \ell_2 g_b r_2 \rightarrow_G 0$ , and Equation (3.2) tells us that  $c_b \ell_1 g_i r_1 - c_i \ell_2 g_b r_2 - \sum_{u=1}^{\mu} \ell_u g_{c_u} r_u = 0$ . Substituting for  $g_i$  from Equation (3.1), we obtain<sup>1</sup>

$$c_b \ell_1 \left( g'_i + \sum_{k=1}^{\kappa} \ell_k g_{j_k} r_k \right) r_1 - c_i \ell_2 g_b r_2 - \sum_{u=1}^{\mu} \ell_u g_{c_u} r_u = 0$$

or

$$c_b \ell_1 g'_i r_1 - c_i \ell_2 g_b r_2 - \left( \sum_{u=1}^{\mu} \ell_u g_{c_u} r_u - \sum_{k=1}^{\kappa} c_b \ell_1 \ell_k g_{j_k} r_k r_1 \right) = 0,$$

which implies that  $\text{S-pol}(\ell'_i, g'_i, \ell_b, g_b) \rightarrow_H 0$ . The only other case to consider is the case of an S-polynomial coming from a self overlap involving  $\text{LM}(g'_i)$ . But because we now know that  $\text{LT}(g'_i) = \text{LT}(g_i)$ , we can use exactly the same argument as above to show that the S-polynomial  $\text{S-pol}(\ell_1, g'_i, \ell_2, g'_i)$  reduces to zero using  $H$  because an S-polynomial of the form  $\text{S-pol}(\ell_1, g_i, \ell_2, g_i)$  will exist.

*Uniqueness.* Assume for a contradiction that  $G = \{g_1, \dots, g_p\}$  and  $H = \{h_1, \dots, h_q\}$  are two reduced Gröbner Bases for an ideal  $J$ , with  $G \neq H$ . Let  $g_i$  be an arbitrary element from  $G$  (where  $1 \leq i \leq p$ ). Because  $g_i$  is a member of the ideal, then  $g_i$  must reduce to zero using  $H$  ( $H$  is a Gröbner Basis). This means that there must exist a polynomial

<sup>1</sup>Substitutions for  $g_i$  may also occur in the summation  $\sum_{u=1}^{\mu} \ell_u g_{c_u} r_u$ ; these substitutions have not been considered in the displayed formulae.

$h_j \in H$  such that  $\text{LT}(h_j) \mid \text{LT}(g_i)$ . If  $\text{LT}(h_j) \neq \text{LT}(g_i)$ , then  $\ell \times \text{LT}(h_j) \times r = \text{LT}(g_i)$  for some monomials  $\ell$  and  $r$ , at least one of which is not equal to the unit monomial. But  $h_j$  is also a member of the ideal, so it must reduce to zero using  $G$ . Therefore there exists a polynomial  $g_k \in G$  such that  $\text{LT}(g_k) \mid \text{LT}(h_j)$ , which implies that  $\text{LT}(g_k) \mid \text{LT}(g_i)$ , with  $k \neq i$ . This contradicts condition (b) of Definition 3.3.1 so that  $G$  cannot be a reduced Gröbner Basis for  $J$  if  $\text{LT}(h_j) \neq \text{LT}(g_i)$ . From this we deduce that each  $g_i \in G$  has a corresponding  $h_j \in H$  such that  $\text{LT}(g_i) = \text{LT}(h_j)$ . Further, because  $G$  and  $H$  are assumed to be reduced Gröbner Bases, this is a one-to-one correspondence.

It remains to show that if  $\text{LT}(g_i) = \text{LT}(h_j)$ , then  $g_i = h_j$ . Assume for a contradiction that  $g_i \neq h_j$  and consider the polynomial  $g_i - h_j$ . Without loss of generality, assume that  $\text{LM}(g_i - h_j)$  appears in  $g_i$ . Because  $g_i - h_j$  is a member of the ideal, then there is a polynomial  $g_k \in G$  such that  $\text{LT}(g_k) \mid \text{LT}(g_i - h_j)$ . But this again contradicts condition (b) of Definition 3.3.1, as we have shown that there is a term in  $g_i$  that is divisible by  $\text{LT}(g_k)$  for some  $k \neq i$ . It follows that  $G$  cannot be a reduced Gröbner Basis if  $g_i \neq h_j$ , which means that  $G = H$  and therefore reduced Gröbner Bases are unique.  $\square$

As in the commutative case, we may refine the procedure for finding a unique reduced Gröbner Basis (as given in the proof of Theorem 3.3.2) by removing from the Gröbner Basis all polynomials whose lead monomials are multiples of the lead monomials of other Gröbner Basis elements. This leads to the definition of Algorithm 6.

## 3.4 Improvements to Mora's Algorithm

In Section 2.5, we surveyed some of the numerous improvements of Buchberger's algorithm. Let us now demonstrate that many of these improvements can also be applied in the noncommutative case.

### 3.4.1 Buchberger's Criteria

In the commutative case, Buchberger's first criterion states that we can ignore any S-polynomial  $\text{S-pol}(f, g)$  in which  $\text{lcm}(\text{LM}(f), \text{LM}(g)) = \text{LM}(f)\text{LM}(g)$ . In the noncommutative case, this translates as saying that we can ignore any 'S-polynomial'  $\text{S-pol}(\ell_1, f, \ell_2, g) = \text{LC}(g)\ell_1 f r_1 - \text{LC}(f)\ell_2 g r_2$  such that  $\text{LM}(f)$  and  $\text{LM}(g)$  do not overlap in the monomial  $\ell_1 \text{LM}(f) r_1 = \ell_2 \text{LM}(g) r_2$ . We can certainly show that such an 'S-polynomial' will reduce to zero by utilising Proposition 3.1.4, but we will never be able to use this result as, by

---

**Algorithm 6** The Noncommutative Unique Reduced Gröbner Basis Algorithm

---

**Input:** A Gröbner Basis  $G = \{g_1, g_2, \dots, g_m\}$  for an ideal  $J$  over a noncommutative polynomial ring  $R\langle x_1, \dots, x_n \rangle$ ; an admissible monomial ordering  $O$ .

**Output:** The unique reduced Gröbner Basis  $G' = \{g'_1, g'_2, \dots, g'_p\}$  for  $J$ .

$G' = \emptyset$ ;

**for each**  $g_i \in G$  **do**

    Multiply  $g_i$  by  $\text{LC}(g_i)^{-1}$ ;

**if**  $(\text{LM}(g_i) = \ell \text{LM}(g_j) r$  for some monomials  $\ell, r$  and some  $g_j \in G$  ( $g_j \neq g_i$ )) **then**

$G = G \setminus \{g_i\}$ ;

**end if**

**end for**

**for each**  $g_i \in G$  **do**

$g'_i = \text{Rem}(g_i, (G \setminus \{g_i\}) \cup G')$ ;

$G = G \setminus \{g_i\}$ ;  $G' = G' \cup \{g'_i\}$ ;

**end for**

**return**  $G'$ ;

---

definition, an S-polynomial is only defined when we have an overlap between  $\text{LM}(f)$  and  $\text{LM}(g)$ . It follows that an ‘S-polynomial’ of the above type will never occur in Mora’s algorithm, and so Buchberger’s first criterion is redundant in the noncommutative case. The same cannot be said of his second criterion however, which certainly does improve the efficiency of Mora’s algorithm.

**Proposition 3.4.1 (Buchberger’s Second Criterion)** *Let  $f, g$  and  $h$  be three members of a finite set of polynomials  $P$  over a noncommutative polynomial ring, and consider an S-polynomial of the form*

$$\text{S-pol}(\ell_1, f, \ell_2, g) = c_2 \ell_1 f r_1 - c_1 \ell_2 g r_2. \quad (3.3)$$

*If  $\text{LM}(h) \mid \ell_1 \text{LM}(f) r_1$ , so that*

$$\ell_1 \text{LM}(f) r_1 = \ell_3 \text{LM}(h) r_3 = \ell_2 \text{LM}(g) r_2 \quad (3.4)$$

*for some monomials  $\ell_3, r_3$ , then  $\text{S-pol}(\ell_1, f, \ell_2, g) \rightarrow_P 0$  if all S-polynomials corresponding to overlaps (as placed in the monomial  $\ell_1 \text{LM}(f) r_1$ ) between  $\text{LM}(h)$  and either  $\text{LM}(f)$  or  $\text{LM}(g)$  reduce to zero using  $P$ .*

**Proof (cf. [37], Appendix A):** To be able to describe an S-polynomial corresponding to an overlap (as placed in the monomial  $\ell_1\text{LM}(f)r_1$ ) between  $\text{LM}(h)$  and either  $\text{LM}(f)$  or  $\text{LM}(g)$ , we introduce the following notation.

- Let  $\ell_{13}$  be the monomial corresponding to the common prefix of  $\ell_1$  and  $\ell_3$  of maximal degree, so that  $\ell_1 = \ell_{13}\ell'_1$  and  $\ell_3 = \ell_{13}\ell'_3$ . (Here, and similarly below, if there is no common prefix of  $\ell_1$  and  $\ell_3$ , then  $\ell_{13} = 1$ ,  $\ell'_1 = \ell_1$  and  $\ell'_3 = \ell_3$ .)
- Let  $\ell_{23}$  be the monomial corresponding to the common prefix of  $\ell_2$  and  $\ell_3$  of maximal degree, so that  $\ell_2 = \ell_{23}\ell''_2$  and  $\ell_3 = \ell_{23}\ell''_3$ .
- Let  $r_{13}$  be the monomial corresponding to the common suffix of  $r_1$  and  $r_3$  of maximal degree, so that  $r_1 = r'_1r_{13}$  and  $r_3 = r'_3r_{13}$ .
- Let  $r_{23}$  be the monomial corresponding to the common suffix of  $r_2$  and  $r_3$  of maximal degree, so that  $r_2 = r''_2r_{23}$  and  $r_3 = r''_3r_{23}$ .

We can now manipulate Equation (3.3) as follows (where  $c_3 = \text{LC}(h)$ ).

$$\begin{aligned}
c_3(\text{S-pol}(\ell_1, f, \ell_2, g)) &= c_3c_2\ell_1fr_1 - c_3c_1\ell_2gr_2 \\
&= c_3c_2\ell_1fr_1 - c_1c_2\ell_3hr_3 + c_1c_2\ell_3hr_3 - c_3c_1\ell_2gr_2 \\
&= c_2(c_3\ell_1fr_1 - c_1\ell_3hr_3) - c_1(c_3\ell_2gr_2 - c_2\ell_3hr_3) \\
&= c_2(c_3\ell_{13}\ell'_1fr'_1r_{13} - c_1\ell_{13}\ell'_3hr'_3r_{13}) \\
&\quad - c_1(c_3\ell_{23}\ell''_2gr''_2r_{23} - c_2\ell_{23}\ell''_3hr''_3r_{23}) \\
&= c_2\ell_{13}(c_3\ell'_1fr'_1 - c_1\ell'_3hr'_3)r_{13} - c_1\ell_{23}(c_3\ell''_2gr''_2 - c_2\ell''_3hr''_3)r_{23}.
\end{aligned}$$

As placed in  $\ell_1\text{LM}(f)r_1 = \ell_3\text{LM}(h)r_3$ , if  $\text{LM}(f)$  and  $\text{LM}(h)$  overlap, then the S-polynomial corresponding to this overlap is<sup>2</sup>  $\text{S-pol}(\ell'_1, f, \ell'_3, h)$ . Similarly, if  $\text{LM}(g)$  and  $\text{LM}(h)$  overlap as placed in  $\ell_2\text{LM}(g)r_2 = \ell_3\text{LM}(h)r_3$ , then the S-polynomial corresponding to this overlap is  $\text{S-pol}(\ell''_2, g, \ell''_3, h)$ . By assumption, these S-polynomials reduce to zero using  $P$ , so there are expressions

$$c_3\ell'_1fr'_1 - c_1\ell'_3hr'_3 - \sum_{i=1}^{\alpha} u_i p_i v_i = 0 \quad (3.5)$$

---

<sup>2</sup>For completeness, we note that the S-polynomial corresponding to the overlap can also be of the form  $\text{S-pol}(\ell'_3, h, \ell'_1, f)$ ; this (inconsequentially) swaps the first two terms of Equation (3.5).

and

$$c_3 \ell_2'' g r_2'' - c_2 \ell_3'' h r_3'' - \sum_{j=1}^{\beta} u_j p_j v_j = 0, \quad (3.6)$$

where the  $u_i$ ,  $v_i$ ,  $u_j$  and  $v_j$  are terms; and  $p_i, p_j \in P$  for all  $i$  and  $j$ . Using Proposition 3.1.4, we can state that these expressions will still exist even if  $\text{LM}(f)$  and  $\text{LM}(h)$  do not overlap as placed in  $\ell_1 \text{LM}(f) r_1 = \ell_3 \text{LM}(h) r_3$ ; and if  $\text{LM}(g)$  and  $\text{LM}(h)$  do not overlap as placed in  $\ell_2 \text{LM}(g) r_2 = \ell_3 \text{LM}(h) r_3$ . It follows that

$$\begin{aligned} c_3(\text{S-pol}(\ell_1, f, \ell_2, g)) &= c_2 \ell_{13} (c_3 \ell_1' f r_1' - c_1 \ell_3' h r_3') r_{13} - c_1 \ell_{23} (c_3 \ell_2'' g r_2'' - c_2 \ell_3'' h r_3'') r_{23} \\ &= c_2 \ell_{13} \left( \sum_{i=1}^{\alpha} u_i p_i v_i \right) r_{13} - c_1 \ell_{23} \left( \sum_{j=1}^{\beta} u_j p_j v_j \right) r_{23} \\ &= \sum_{i=1}^{\alpha} c_2 \ell_{13} u_i p_i v_i r_{13} - \sum_{j=1}^{\beta} c_1 \ell_{23} u_j p_j v_j r_{23}; \\ \text{S-pol}(\ell_1, f, \ell_2, g) &= \sum_{i=1}^{\alpha} c_3^{-1} c_2 \ell_{13} u_i p_i v_i r_{13} - \sum_{j=1}^{\beta} c_3^{-1} c_1 \ell_{23} u_j p_j v_j r_{23}. \end{aligned}$$

To conclude that the S-polynomial  $\text{S-pol}(\ell_1, f, \ell_2, g)$  reduces to zero using  $P$ , it remains to show that the algebraic expression  $-\sum_{i=1}^{\alpha} c_3^{-1} c_2 \ell_{13} u_i p_i v_i r_{13} + \sum_{j=1}^{\beta} c_3^{-1} c_1 \ell_{23} u_j p_j v_j r_{23}$  corresponds to a valid reduction of  $\text{S-pol}(\ell_1, f, \ell_2, g)$ . To do this, it is sufficient to show that no term in either of the summations is greater than the term  $\ell_1 \text{LM}(f) r_1$  (so that  $\text{LM}(\ell_{13} u_i p_i v_i r_{13}) < \ell_1 \text{LM}(f) r_1$  and  $\text{LM}(\ell_{23} u_j p_j v_j r_{23}) < \ell_1 \text{LM}(f) r_1$  for all  $i$  and  $j$ ). But this follows from Equation (3.4) and from the fact that the reductions of the expressions  $c_3 \ell_1' f r_1' - c_1 \ell_3' h r_3'$  and  $c_3 \ell_2'' g r_2'' - c_2 \ell_3'' h r_3''$  in Equations (3.5) and (3.6) are valid, so that  $\text{LM}(u_i p_i v_i) < \text{LM}(\ell_1' f r_1')$  and  $\text{LM}(u_j p_j v_j) < \text{LM}(\ell_2'' g r_2'')$  for all  $i$  and  $j$ .  $\square$

**Remark 3.4.2** The three polynomials  $f$ ,  $g$  and  $h$  in the above proposition do not necessarily have to be distinct (indeed,  $f = g = h$  is allowed) — the only restriction is that the S-polynomial  $\text{S-pol}(\ell_1, f, \ell_2, g)$  has to be different from the S-polynomials  $\text{S-pol}(\ell_1', f, \ell_3', h)$  and  $\text{S-pol}(\ell_2'', g, \ell_3'', h)$ ; for example, if  $f = h$ , then we cannot have  $\ell_1' = \ell_3'$ .

### 3.4.2 Homogeneous Gröbner Bases

Because it is computationally more expensive to do noncommutative polynomial arithmetic than it is to do commutative polynomial arithmetic, gains in efficiency due to working with homogeneous bases are even more significant in the noncommutative case.

For this reason, some systems for computing noncommutative Gröbner Bases will only work with homogeneous input bases, although (as in the commutative case) it is still sometimes possible to use these systems on non-homogeneous input bases by using the concepts of homogenisation, dehomogenisation and extendible monomial orderings.

**Definition 3.4.3** Let  $p = p_0 + \cdots + p_m$  be a polynomial over the polynomial ring  $R\langle x_1, \dots, x_n \rangle$ , where each  $p_i$  is the sum of the degree  $i$  terms in  $p$  (we assume that  $p_m \neq 0$ ). The *left homogenisation* of  $p$  with respect to a new (homogenising) variable  $y$  is the polynomial

$$h_\ell(p) := y^m p_0 + y^{m-1} p_1 + \cdots + y p_{m-1} + p_m;$$

and the *right homogenisation* of  $p$  with respect to a new (homogenising) variable  $y$  is the polynomial

$$h_r(p) := p_0 y^m + p_1 y^{m-1} + \cdots + p_{m-1} y + p_m.$$

Homogenised polynomials belong to polynomial rings determined by where  $y$  is placed in the lexicographical ordering of the variables.

**Definition 3.4.4** The *dehomogenisation* of a polynomial  $p$  is the polynomial  $d(p)$  given by substituting  $y = 1$  in  $p$ , where  $y$  is the homogenising variable.

**Definition 3.4.5** A monomial ordering  $O$  is *extendible* if, given any polynomial  $p = t_1 + \cdots + t_\alpha$  ordered with respect to  $O$  (where  $t_1 > \cdots > t_\alpha$ ), the homogenisation of  $p$  preserves the order on the terms ( $t'_i > t'_{i+1}$  for all  $1 \leq i \leq \alpha - 1$ , where the homogenisation process maps the term  $t_i \in p$  to the term  $t'_i$ ).

In the noncommutative case, an extendible monomial ordering must specify how to homogenise a polynomial (by multiplying with the homogenising variable on the left or on the right) as well as stating where the new variable  $y$  appears in the ordering of the variables. Here are the conventions for those monomial orderings defined in Section 1.2.2 that are extendible, assuming that we start with a polynomial ring  $R\langle x_1, \dots, x_n \rangle$ .

| Monomial Ordering | Type of Homogenisation | Position of the new variable $y$ in the ordering of the variables |
|-------------------|------------------------|-------------------------------------------------------------------|
| InvLex            | Right                  | $y < x_i$ for all $x_i$                                           |
| DegLex            | Left                   | $y < x_i$ for all $x_i$                                           |
| DegInvLex         | Left                   | $y > x_i$ for all $x_i$                                           |
| DegRevLex         | Right                  | $y > x_i$ for all $x_i$                                           |

Noncommutativity also provides the possibility of the new variable  $y$  becoming ‘trapped’ in the middle of some monomial forming part of a polynomial computed during the course of Mora’s algorithm. For example, working with DegRevLex, consider the homogenised polynomial  $h_r(x_1^2 + x_1) = x_1^2 + x_1y$  and the S-polynomial

$$\text{S-pol}(x_1, x_1^2 + x_1y, 1, x_1^2 + x_1y) = x_1(x_1^2 + x_1y) - (x_1^2 + x_1y)x_1 = x_1^2y - x_1yx_1.$$

Because  $y$  appears in the middle of the monomial  $x_1yx_1$ , the S-polynomial does not immediately reduce to zero as it does in the non-homogenised version of the S-polynomial,

$$\text{S-pol}(x_1, x_1^2 + x_1, 1, x_1^2 + x_1) = x_1(x_1^2 + x_1) - (x_1^2 + x_1)x_1 = 0.$$

We must therefore make certain that  $y$  only appears on one side of any given monomial by introducing the set of polynomials  $H = \{h_1, h_2, \dots, h_n\} = \{yx_1 - x_1y, yx_2 - x_2y, \dots, yx_n - x_ny\}$  into our initial homogenised basis, ensuring that  $y$  commutes with all the other variables in the polynomial ring. This way, the first S-polynomial will reduce to zero as follows:

$$x_1^2y - x_1yx_1 \rightarrow_{h_1} x_1^2y - x_1^2y = 0.$$

Which side  $y$  will appear on will be determined by whether  $\text{LM}(yx_i - x_iy) = yx_i$  or  $\text{LM}(yx_i - x_iy) = x_iy$  in our chosen monomial ordering (pushing  $y$  to the right or to the left respectively). This side must match the method of homogenisation, which explains why Lex is not an extendible monomial ordering — for Lex to be extendible, we must homogenise on the right and have  $y < x_i$  for all  $x_i$ , but then because  $\text{LM}(yx_i - x_iy) = x_iy$  with respect to Lex, the variable  $y$  will always in practice appear on the left.

**Definition 3.4.6** Let  $F = \{f_1, \dots, f_m\}$  be a non-homogeneous set of polynomials over the polynomial ring  $R\langle x_1, \dots, x_n \rangle$ . To compute a Gröbner Basis for  $F$  using a program that only accepts sets of homogeneous polynomials as input, we use the following procedure (which will only work in conjunction with an extendible monomial ordering).

- (a) Construct a homogeneous set of polynomials  $F' = \{h_\ell(f_1), \dots, h_\ell(f_m)\}$  or  $F' = \{h_r(f_1), \dots, h_r(f_m)\}$  (dependent on the monomial ordering used).
- (b) Compute a Gröbner Basis  $G'$  for the set  $F' \cup H$ , where  $H = \{yx_1 - x_1y, yx_2 - x_2y, \dots, yx_n - x_ny\}$ .
- (c) Dehomogenise each polynomial  $g' \in G'$  to obtain a Gröbner Basis  $G$  for  $F$ , noting



that no polynomial originating from  $H$  will appear in  $G$  ( $d(h_i) = 0$  for all  $h_i \in H$ ).

### 3.4.3 Selection Strategies

As in the commutative case, the order in which S-polynomials are processed during Mora's algorithm has an important effect on the efficiency of the algorithm. Let us now generalise the selection strategies defined in Section 2.5.3 for use in the noncommutative setting, basing our decisions on the *overlap words* of S-polynomials.

**Definition 3.4.7** The *overlap word* of an S-polynomial  $S\text{-pol}(\ell_1, f, \ell_2, g) = LC(g)\ell_1fr_1 - LC(f)\ell_2gr_2$  is the monomial  $\ell_1LM(f)r_1 (= \ell_2LM(g)r_2)$ .

**Definition 3.4.8** In the noncommutative *normal strategy*, we choose an S-polynomial to process if its overlap word is minimal in the chosen monomial ordering amongst all such overlap words.

**Definition 3.4.9** In the noncommutative *sugar strategy*, we choose an S-polynomial to process if its sugar (a value associated to the S-polynomial) is minimal amongst all such values (we use the normal strategy in the event of a tie).

The sugar of an S-polynomial is computed by using the following rules on the sugars of polynomials we encounter during the computation of a Gröbner Basis for the set of polynomials  $F = \{f_1, \dots, f_m\}$ .

- (1) The sugar  $\text{Sug}_{f_i}$  of a polynomial  $f_i \in F$  is the total degree of the polynomial  $f_i$  (which is the degree of the term of maximal degree in  $f_i$ ).
- (2) If  $p$  is a polynomial and if  $t_1$  and  $t_2$  are terms, then  $\text{Sug}_{t_1pt_2} = \deg(t_1) + \text{Sug}_p + \deg(t_2)$ .
- (3) If  $p = p_1 + p_2$ , then  $\text{Sug}_p = \max(\text{Sug}_{p_1}, \text{Sug}_{p_2})$ .

It follows that the sugar of the S-polynomial  $S\text{-pol}(\ell_1, g, \ell_2, h) = LC(h)\ell_1gr_1 - LC(g)\ell_2hr_2$  is given by the formula

$$\text{Sug}_{S\text{-pol}(\ell_1, g, \ell_2, h)} = \max(\deg(\ell_1) + \text{Sug}_g + \deg(r_1), \deg(\ell_2) + \text{Sug}_h + \deg(r_2)).$$

### 3.4.4 Logged Gröbner Bases

**Definition 3.4.10** Let  $G = \{g_1, \dots, g_p\}$  be a noncommutative Gröbner Basis computed from an initial basis  $F = \{f_1, \dots, f_m\}$ . We say that  $G$  is a *Logged Gröbner Basis* if, for each  $g_i \in G$ , we have an explicit expression of the form

$$g_i = \sum_{\alpha=1}^{\beta} \ell_{\alpha} f_{k_{\alpha}} r_{\alpha},$$

where the  $\ell_{\alpha}$  and the  $r_{\alpha}$  are terms and  $f_{k_{\alpha}} \in F$  for all  $1 \leq \alpha \leq \beta$ .

**Proposition 3.4.11** *Let  $F = \{f_1, \dots, f_m\}$  be a finite basis over a noncommutative polynomial ring. If we can compute a Gröbner Basis for  $F$ , then it is always possible to compute a Logged Gröbner Basis for  $F$ .*

**Proof:** We refer to the proof of Proposition 2.5.11, substituting

$$\text{S-pol}(\ell_1, f_i, \ell_2, f_j) - \sum_{\alpha=1}^{\beta} \ell_{\alpha} g_{k_{\alpha}} r_{\alpha}$$

for  $f_{m+1}$  (the  $\ell_{\alpha}$  and the  $r_{\alpha}$  are terms). □

## 3.5 A Worked Example

To demonstrate Mora's algorithm in action, let us now calculate a Gröbner Basis for the ideal  $J$  generated by the set of polynomials  $F := \{f_1, f_2, f_3\} = \{xy - z, yz + 2x + z, yz + x\}$  over the polynomial ring  $\mathbb{Q}\langle x, y, z \rangle$ . We shall use the DegLex monomial ordering (with  $x > y > z$ ); use the normal selection strategy; calculate a Logged Gröbner Basis; and use Buchberger's criteria.

### 3.5.1 Initialisation

The first part of Mora's algorithm requires us to find all the overlaps between the lead monomials of the three polynomials in the initial basis  $G := \{g_1, g_2, g_3\} = \{xy - z, yz + 2x + z, yz + x\}$ . There are three overlaps in total, summarised by the following table.

|                        | Overlap 1     | Overlap 2     | Overlap 3 |
|------------------------|---------------|---------------|-----------|
| Overlap Word           | $yz$          | $xyz$         | $xyz$     |
| Polynomial 1           | $yz + 2x + z$ | $xy - z$      | $xy - z$  |
| Polynomial 2           | $yz + x$      | $yz + 2x + z$ | $yz + x$  |
| $\ell_1$               | 1             | 1             | 1         |
| $r_1$                  | 1             | $z$           | $z$       |
| $\ell_2$               | 1             | $x$           | $x$       |
| $r_2$                  | 1             | 1             | 1         |
| Degree of Overlap Word | 2             | 3             | 3         |

Because we are using the normal selection strategy, it is clear that Overlap 1 will appear in the list  $A$  first, but we are free to choose the order in which the other two overlaps appear (because their overlap words are identical). To eliminate this choice, we will use the following *tie-breaking strategy* to order any two S-polynomials whose overlap words are identical.

**Definition 3.5.1** Let  $s_1 = \text{S-pol}(\ell_1, g_a, \ell_2, g_b)$  and  $s_2 = \text{S-pol}(\ell_3, g_c, \ell_4, g_d)$  be two S-polynomials with identical overlap words, where  $g_a, g_b, g_c, g_d \in G = \{g_1, \dots, g_\alpha\}$ . Assuming (without loss of generality) that  $a < b$  and  $c < d$ , the *tie-breaking strategy* places  $s_1$  before  $s_2$  in  $A$  if  $a < c$  or if  $a = c$  and  $b \leq d$ ; and later in  $A$  otherwise.

Applying the tie-breaking strategy for Overlaps 2 and 3, it follows that Overlap 2 =  $\text{S-pol}(1, g_1, x, g_2)$  will appear in  $A$  before Overlap 3 =  $\text{S-pol}(1, g_1, x, g_3)$ .

Before we start the main part of the algorithm, let us note that for the Logged Gröbner Basis, we begin the algorithm with trivial expressions for each of the three polynomials in the initial basis  $G$  in terms of the polynomials of the input basis  $F$ :  $g_1 = xy - z = f_1$ ;  $g_2 = yz + 2x + z = f_2$ ; and  $g_3 = yz + x = f_3$ .

### 3.5.2 Calculating and Reducing S-polynomials

The first S-polynomial to analyse corresponds to Overlap 1 and is the polynomial

$$1(yz + 2x + z)1 - 1(yz + x)1 = 2x + z - x = x + z.$$

This polynomial is irreducible with respect to  $G$ , and so we add it to  $G$  to obtain a new basis  $G = \{xy - z, yz + 2x + z, yz + x, x + z\} = \{g_1, g_2, g_3, g_4\}$ . Looking for overlaps between

the lead monomial of  $x + z$  and the lead monomials of the four elements of  $G$ , we see that there is one such overlap (with  $g_1$ ) whose overlap word has degree 2, so this overlap is added to the beginning of the list  $A$  to obtain  $A = \{\text{S-pol}(1, xy - z, 1, x + z), \text{S-pol}(1, xy - z, x, yz + 2x + z), \text{S-pol}(1, xy - z, x, yz + x)\}$ . As far as the Logged Gröbner Basis goes,  $g_4 = x + z = 1(yz + 2x + z)1 - 1(yz + x)1 = f_2 - f_3$ .

The next entry in  $A$  produces the polynomial

$$1(xy - z)1 - 1(x + z)y = -zy - z.$$

As before, this polynomial is irreducible with respect to  $G$ , so we add it to  $G$  as the fifth element. There are also four overlaps between the lead monomial of  $-zy - z$  and the lead monomials of the five polynomials in  $G$ :

|                        | Overlap 1     | Overlap 2 | Overlap 3     | Overlap 4 |
|------------------------|---------------|-----------|---------------|-----------|
| Overlap Word           | $zyz$         | $zyz$     | $yz y$        | $yz y$    |
| Polynomial 1           | $yz + 2x + z$ | $yz + x$  | $yz + 2x + z$ | $yz + x$  |
| Polynomial 2           | $-zy - z$     | $-zy - z$ | $-zy - z$     | $-zy - z$ |
| $\ell_1$               | $z$           | $z$       | $1$           | $1$       |
| $r_1$                  | $1$           | $1$       | $y$           | $y$       |
| $\ell_2$               | $1$           | $1$       | $y$           | $y$       |
| $r_2$                  | $z$           | $z$       | $1$           | $1$       |
| Degree of Overlap Word | 3             | 3         | 3             | 3         |

Inserting these overlaps into the list  $A$ , we obtain

$$A = \left\{ \begin{array}{l} \text{S-pol}(z, yz + 2x + z, 1, -zy - z), \text{S-pol}(z, yz + x, 1, -zy - z), \\ \text{S-pol}(1, yz + 2x + z, y, -zy - z), \text{S-pol}(1, yz + x, y, -zy - z), \\ \text{S-pol}(1, xy - z, x, yz + 2x + z), \text{S-pol}(1, xy - z, x, yz + x) \end{array} \right\}.$$

The logged representation of the fifth basis element again comes straight from the S-polynomial (as no reduction was performed), and is as follows:  $g_5 = -zy - z = 1(xy - z)1 - 1(x + z)y = 1(f_1)1 - 1(f_2 - f_3)y = f_1 - f_2y + f_3y$ .

The next entry in  $A$  yields the polynomial

$$-z(yz + 2x + z)1 - 1(-zy - z)z = -2zx - z^2 + z^2 = -2zx.$$

This time, the fourth polynomial in our basis reduces the S-polynomial in question, giving a reduction  $-2zx \rightarrow_{g_4} 2z^2$ . When we add this polynomial to  $G$  and add all five new overlaps to  $A$ , we are left with a six element basis  $G = \{xy - z, yz + 2x + z, yz + x, x + z, -zy - z, 2z^2\}$  and a list

$$A = \left\{ \begin{array}{l} \text{S-pol}(1, 2z^2, z, 2z^2), \text{S-pol}(z, 2z^2, 1, 2z^2), \\ \text{S-pol}(z, -zy - z, 1, 2z^2), \text{S-pol}(z, yz + x, 1, -zy - z), \\ \text{S-pol}(1, yz + 2x + z, y, 2z^2), \text{S-pol}(1, yz + x, y, 2z^2), \\ \text{S-pol}(1, yz + 2x + z, y, -zy - z), \text{S-pol}(1, yz + x, y, -zy - z), \\ \text{S-pol}(1, xy - z, x, yz + 2x + z), \text{S-pol}(1, xy - z, x, yz + x) \end{array} \right\}.$$

We obtain the logged version of the sixth basis element by working backwards through our calculations:

$$\begin{aligned} g_6 &= 2z^2 \\ &= -2zx + 2z(x + z) \\ &= (-z(yz + 2x + z)1 - 1(-zy - z)z) + 2z(x + z) \\ &= (-z(f_2) - (f_1 - f_2y + f_3y)z) + 2z(f_2 - f_3) \\ &= -f_1z + zf_2 + f_2yz - 2zf_3 - f_3yz. \end{aligned}$$

### 3.5.3 Applying Buchberger's Second Criterion

The next three entries in  $A$  all yield S-polynomials that are either zero or reduce to zero (for example, the first entry corresponds to the polynomial  $2(2z^2)z - 2z(2z^2)1 = 4z^3 - 4z^3 = 0$ ). The fourth entry in  $A$ ,  $\text{S-pol}(z, yz + x, 1, -zy - z)$ , then enables us (for the first time) to apply Buchberger's second criterion, allowing us to move on to look at the fifth entry of  $A$ . Before we do this however, let us explain why we can apply Buchberger's second criterion in this particular case.

Recall (from Proposition 3.4.1) that in order to apply Buchberger's second criterion for the S-polynomial  $\text{S-pol}(z, yz + x, 1, -zy - z)$ , we need to find a polynomial  $g_i \in G$  such that  $\text{LM}(g_i)$  divides the overlap word of our S-polynomial, and any S-polynomials corresponding to overlaps (as positioned in the overlap word) between  $\text{LM}(g_i)$  and either  $\text{LM}(yz + x)$  or  $\text{LM}(-zy - z)$  reduce to zero using  $G$  (which will be the case if those

particular S-polynomials have been processed earlier in the algorithm).

Consider the polynomial  $g_2 = yz + 2x + z$ . The lead monomial of this polynomial divides the overlap word  $zyz$  of our S-polynomial, which we illustrate as follows.

$$\begin{array}{c}
 \xleftrightarrow{\text{LM}(g_3)} \\
 \xleftrightarrow{\text{LM}(g_5)} \\
 \hline
 z \quad y \quad z \\
 \hline
 \xleftrightarrow{\text{LM}(g_2)}
 \end{array}$$

As positioned in the overlap word, we note that  $\text{LM}(g_2)$  overlaps with both  $\text{LM}(g_3)$  and  $\text{LM}(g_5)$ , with the overlaps corresponding to the S-polynomials  $\text{S-pol}(1, g_2, 1, g_3) = \text{S-pol}(1, yz + 2x + z, 1, yz + x)$  and  $\text{S-pol}(z, g_2, 1, g_5) = \text{S-pol}(z, yz + 2x + z, 1, -zy - z)$  respectively. But these S-polynomials have been processed earlier in the algorithm (they were the first and third S-polynomials to be processed); we can therefore apply Buchberger’s second criterion in this instance.

There are now six S-polynomials left in  $A$ , all of whom either reduce to zero or are ignored due to Buchberger’s second criterion. Here is a summary of what happens during the remainder of the algorithm.

| S-polynomial                               | Action                                                              |
|--------------------------------------------|---------------------------------------------------------------------|
| $\text{S-pol}(1, yz + 2x + z, y, 2z^2)$    | Reduces to zero using the division algorithm                        |
| $\text{S-pol}(1, yz + x, y, 2z^2)$         | Ignored due to Buchberger’s second criterion (using $yz + 2x + z$ ) |
| $\text{S-pol}(1, yz + 2x + z, y, -zy - z)$ | Reduces to zero using the division algorithm                        |
| $\text{S-pol}(1, yz + x, y, -zy - z)$      | Ignored due to Buchberger’s second criterion (using $yz + 2x + z$ ) |
| $\text{S-pol}(1, xy - z, x, yz + 2x + z)$  | Ignored due to Buchberger’s second criterion (using $x + z$ )       |
| $\text{S-pol}(1, xy - z, x, yz + x)$       | Ignored due to Buchberger’s second criterion (using $yz + 2x + z$ ) |

As the list  $A$  is now empty, the algorithm terminates with the following (Logged) Gröbner Basis.

| Input Basis $F$     | Gröbner Basis $G$                                   |
|---------------------|-----------------------------------------------------|
| $f_1 = xy - z$      | $g_1 = xy - z = f_1$                                |
| $f_2 = yz + 2x + z$ | $g_2 = yz + 2x + z = f_2$                           |
| $f_3 = yz + x$      | $g_3 = yz + x = f_3$                                |
|                     | $g_4 = x + z = f_2 - f_3$                           |
|                     | $g_5 = -zy - z = f_1 - f_2y + f_3y$                 |
|                     | $g_6 = 2z^2 = -f_1z + zf_2 + f_2yz - 2zf_3 - f_3yz$ |

### 3.5.4 Reduction

Now that we have constructed a Gröbner Basis for our ideal  $J$ , let us go on to find the unique reduced Gröbner Basis for  $J$  by applying Algorithm 6 to  $G$ .

In the first half of the algorithm, we must multiply each polynomial by the inverse of its lead coefficient and remove from the basis each polynomial whose lead monomial is a multiple of the lead monomial of some other polynomial in the basis. For the Gröbner Basis in question, we multiply  $g_5$  by  $-1$  and  $g_6$  by  $\frac{1}{2}$ ; and we remove  $g_1$  and  $g_2$  from the basis (because  $\text{LM}(g_1) = \text{LM}(g_4) \times y$  and  $\text{LM}(g_2) = \text{LM}(g_3)$ ). This leaves us with the following (minimal) Gröbner Basis.

| Input Basis $F$     | Gröbner Basis $G$                                                                             |
|---------------------|-----------------------------------------------------------------------------------------------|
| $f_1 = xy - z$      | $g_3 = yz + x = f_3$                                                                          |
| $f_2 = yz + 2x + z$ | $g_4 = x + z = f_2 - f_3$                                                                     |
| $f_3 = yz + x$      | $g_5 = zy + z = -f_1 + f_2y - f_3y$                                                           |
|                     | $g_6 = z^2 = -\frac{1}{2}f_1z + \frac{1}{2}zf_2 + \frac{1}{2}f_2yz - zf_3 - \frac{1}{2}f_3yz$ |

In the second half of the algorithm, we reduce each  $g_i \in G$  with respect to  $(G \setminus \{g_i\}) \cup G'$ , placing the remainder in the (initially empty) set  $G'$  and removing  $g_i$  from  $G$ . For the Gröbner Basis in question, we summarise what happens in the following table, noting that the only reduction that takes place is the reduction  $yz + x \rightarrow_{g_4} yz + x - (x + z) = yz - z$ .

| $G$                              | $G'$                             | $g_i$    | $g'_i$   |
|----------------------------------|----------------------------------|----------|----------|
| $\{yz + x, x + z, zy + z, z^2\}$ | $\emptyset$                      | $yz + x$ | $yz - z$ |
| $\{x + z, zy + z, z^2\}$         | $\{yz - z\}$                     | $x + z$  | $x + z$  |
| $\{zy + z, z^2\}$                | $\{yz - z, x + z\}$              | $zy + z$ | $zy + z$ |
| $\{z^2\}$                        | $\{yz - z, x + z, zy + z\}$      | $z^2$    | $z^2$    |
| $\emptyset$                      | $\{yz - z, x + z, zy + z, z^2\}$ |          |          |

We can now give the unique reduced (Logged) Gröbner Basis for  $J$ .

| Input Basis $F$     | Unique Reduced Gröbner Basis $G'$                                                       |
|---------------------|-----------------------------------------------------------------------------------------|
| $f_1 = xy - z$      | $yz - z = -f_2 + 2f_3$                                                                  |
| $f_2 = yz + 2x + z$ | $x + z = f_2 - f_3$                                                                     |
| $f_3 = yz + x$      | $zy + z = -f_1 + f_2y - f_3y$                                                           |
|                     | $z^2 = -\frac{1}{2}f_1z + \frac{1}{2}zf_2 + \frac{1}{2}f_2yz - zf_3 - \frac{1}{2}f_3yz$ |



# Chapter 4

## Commutative Involutive Bases

Given a Gröbner Basis  $G$  for an ideal  $J$  over a polynomial ring  $\mathcal{R}$ , we know that the remainder of any polynomial  $p \in \mathcal{R}$  with respect to  $G$  is unique. But although this remainder is unique, there may be many ways of obtaining the remainder, as it is possible that several polynomials in  $G$  divide our polynomial  $p$ , giving several *reduction paths* for  $p$ .

**Example 4.0.2** Consider the DegLex Gröbner Basis  $G := \{g_1, g_2, g_3\} = \{x^2 - 2xy + 3, 2xy + y^2 + 5, \frac{5}{4}y^3 - \frac{5}{2}x + \frac{37}{4}y\}$  over the polynomial ring  $\mathcal{R} := \mathbb{Q}[x, y]$  from Example 2.3.2, and consider the polynomial  $p := x^2y + y^3 + 8y \in \mathcal{R}$ . The remainder of  $p$  with respect to  $G$  is 0 (so that  $p$  is a member of the ideal  $J$  generated by  $G$ ), but there are two ways of obtaining this remainder, as shown in the following diagram.

$$\begin{array}{ccc}
 & x^2y + y^3 + 8y & \\
 g_1 \swarrow & & \searrow g_2 \\
 2xy^2 + y^3 + 5y & & -\frac{1}{2}xy^2 + y^3 - \frac{5}{2}x + 8y \\
 g_2 \downarrow & & \downarrow g_2 \\
 0 & & \frac{5}{4}y^3 - \frac{5}{2}x + \frac{37}{4}y \\
 & & \downarrow g_3 \\
 & & 0
 \end{array} \tag{4.1}$$

An Involutive Basis is a Gröbner Basis  $G$  for  $J$  such that there is only one possible reduction path for any polynomial  $p \in \mathcal{R}$ . In order to find such a basis, we must restrict

which reductions or divisions may take place by requiring, for each potential reduction of a polynomial  $p$  by a polynomial  $g_i \in G$  (so that  $\text{LM}(p) = \text{LM}(g_i) \times u$  for some monomial  $u$ ), some extra conditions on the variables in  $u$  to be satisfied, namely that all variables in  $u$  have to be in a set of *multiplicative variables* for  $g_i$ , a set that is determined by a particular choice of an *involution division*.

## 4.1 Involution Divisions

In Definition 1.2.9, we saw that a commutative monomial  $u_1$  is divisible by another monomial  $u_2$  if there exists a third monomial  $u_3$  such that  $u_1 = u_2 u_3$ ; we also introduced the notation  $u_2 \mid u_1$  to denote that  $u_2$  is a divisor of  $u_1$ , a divisor we shall now refer to as a *conventional* divisor of  $u_1$ . For a particular choice of an involutive division  $I$ , we say that  $u_2$  is an *involution* divisor of  $u_1$ , written  $u_2 \mid_I u_1$ , if, given a partitioning (by  $I$ ) of the variables in the polynomial ring into sets of *multiplicative* and *nonmultiplicative* variables for  $u_2$ , all variables in  $u_3$  are in the set of multiplicative variables for  $u_2$ .

**Example 4.1.1** Let  $u_1 := xy^2z^2$ ;  $u'_1 := x^2yz$  and  $u_2 := xz$  be three monomials over the polynomial ring  $\mathcal{R} := \mathbb{Q}[x, y, z]$ , and let an involutive division  $I$  partition the variables in  $\mathcal{R}$  into the following two sets of variables for the monomial  $u_2$ : multiplicative =  $\{y, z\}$ ; nonmultiplicative =  $\{x\}$ . It is true that  $u_2$  conventionally divides both monomials  $u_1$  and  $u'_1$ , but  $u_2$  only involutively divides monomial  $u_1$  as, defining  $u_3 := y^2z$  and  $u'_3 := xy$  (so that  $u_1 = u_2 u_3$  and  $u'_1 = u_2 u'_3$ ), we observe that all variables in  $u_3$  are in the set of multiplicative variables for  $u_2$ , but the variables in  $u'_3$  (in particular the variable  $x$ ) are not all in the set of multiplicative variables for  $u_2$ .

More formally, an involutive division  $I$  works with a set of monomials  $U$  over a polynomial ring  $R[x_1, \dots, x_n]$  and assigns a set of multiplicative variables  $\mathcal{M}_I(u, U) \subseteq \{x_1, \dots, x_n\}$  to each element  $u \in U$ . It follows that, *with respect to*  $U$ , a monomial  $w$  is divisible by a monomial  $u \in U$  if  $w = uv$  for some monomial  $v$  and all the variables that appear in  $v$  also appear in the set  $\mathcal{M}_I(u, U)$ .

**Definition 4.1.2** Let  $M$  denote the set of all monomials in the polynomial ring  $\mathcal{R} = R[x_1, \dots, x_n]$ , and let  $U \subset M$ . The *involution cone*  $\mathcal{C}_I(u, U)$  of any monomial  $u \in U$  with respect to some involutive division  $I$  is defined as follows.

$$\mathcal{C}_I(u, U) = \{uv \text{ such that } v \in M \text{ and } u \mid_I uv\}.$$

**Remark 4.1.3** We may think of an involutive cone of a particular monomial  $u$  as containing all monomials that are involutively divisible by  $u$ .

Up to now, we have not mentioned any restriction on how we may assign multiplicative variables to a particular set of monomials. Let us now specify the rules that ensure that a particular scheme of assigning multiplicative variables may be referred to as an involutive division.

**Definition 4.1.4** Let  $M$  denote the set of all monomials in the polynomial ring  $\mathcal{R} = R[x_1, \dots, x_n]$ . An *involutive division*  $I$  on  $M$  is defined if, given any finite set of monomials  $U \subset M$ , we can assign a set of *multiplicative variables*  $\mathcal{M}_I(u, U) \subseteq \{x_1, \dots, x_n\}$  to any monomial  $u \in U$  such that the following two conditions are satisfied.

- (a) If there exist two monomials  $u_1, u_2 \in U$  such that  $\mathcal{C}_I(u_1, U) \cap \mathcal{C}_I(u_2, U) \neq \emptyset$ , then either  $\mathcal{C}_I(u_1, U) \subset \mathcal{C}_I(u_2, U)$  or  $\mathcal{C}_I(u_2, U) \subset \mathcal{C}_I(u_1, U)$ .
- (b) If  $V \subset U$ , then  $\mathcal{M}_I(v, U) \subseteq \mathcal{M}_I(v, V)$  for all  $v \in V$ .

**Remark 4.1.5** Informally, condition (a) above ensures that a monomial can only appear in two involutive cones  $\mathcal{C}_I(u_1, U)$  and  $\mathcal{C}_I(u_2, U)$  if  $u_1$  is an involutive divisor of  $u_2$  or vice-versa; while condition (b) ensures that the multiplicative variables of a polynomial  $v \in V \subset U$  with respect to  $U$  all appear in the set of multiplicative variables of  $v$  with respect to  $V$ .

**Definition 4.1.6** Given an involutive division  $I$ , the involutive span  $\mathcal{C}_I(U)$  of a set of monomials  $U$  with respect to  $I$  is given by the expression

$$\mathcal{C}_I(U) = \bigcup_{u \in U} \mathcal{C}_I(u, U).$$

**Remark 4.1.7** The (conventional) span of a set of monomials  $U$  is given by the expression

$$\mathcal{C}(U) = \bigcup_{u \in U} \mathcal{C}(u, U),$$

where  $\mathcal{C}(u, U) = \{uv \mid v \text{ is a monomial}\}$  is the (conventional) cone of a monomial  $u \in U$ .

**Definition 4.1.8** If an involutive division  $I$  determines the multiplicative variables for a monomial  $u \in U$  independent of the set  $U$ , then  $I$  is a *global* division. Otherwise,  $I$  is a *local* division.

**Remark 4.1.9** The multiplicative variables for a set of polynomials  $P$  (whose terms are ordered by a monomial ordering  $O$ ) are determined by the multiplicative variables for the set of leading monomials  $\text{LM}(P)$ .

### 4.1.1 Involutive Reduction

In Algorithm 7, we specify how to involutively divide a polynomial  $p$  with respect to a set of polynomials  $P$ .

---

**Algorithm 7** The Commutative Involutive Division Algorithm

---

**Input:** A nonzero polynomial  $p$  and a set of nonzero polynomials  $P = \{p_1, \dots, p_m\}$  over a polynomial ring  $R[x_1, \dots, x_n]$ ; an admissible monomial ordering  $O$ ; an involutive division  $I$ .

**Output:**  $\text{Rem}_I(p, P) := r$ , the involutive remainder of  $p$  with respect to  $P$ .

```

 $r = 0$;
while ($p \neq 0$) do
 $u = \text{LM}(p)$; $c = \text{LC}(p)$; $j = 1$; found = false;
 while ($j \leq m$) and (found == false) do
 if ($\text{LM}(p_j) \mid_I u$) then
 found = true; $u' = u/\text{LM}(p_j)$; $p = p - (c\text{LC}(p_j)^{-1})p_j u'$;
 else
 $j = j + 1$;
 end if
 end while
 if (found == false) then
 $r = r + \text{LT}(p)$; $p = p - \text{LT}(p)$;
 end if
end while
return r ;

```

---

**Remark 4.1.10** The only difference between Algorithms 1 and 7 is that the line “**if** ( $\text{LM}(p_j) \mid u$ ) **then**” in Algorithm 1 has been changed to the line “**if** ( $\text{LM}(p_j) \mid_I u$ ) **then**” in Algorithm 7.

**Definition 4.1.11** If the polynomial  $r$  is obtained by involutively dividing (with respect to some involutive division  $I$ ) the polynomial  $p$  by one of (a) a polynomial  $q$ ; (b) a sequence

of polynomials  $q_1, q_2, \dots, q_\alpha$ ; or (c) a set of polynomials  $Q$ , we will use the notation  $p \xrightarrow{I}_q r$ ;  $p \xrightarrow{I}^* r$  and  $p \xrightarrow{I}_Q r$  respectively (matching the notation introduced in Definition 1.2.16).

### 4.1.2 Thomas, Pommaret and Janet divisions

Let us now consider three different involutive divisions, all named after their creators in the theory of Partial Differential Equations (see [52], [47] and [35]).

**Definition 4.1.12 (Thomas)** Let  $U = \{u_1, \dots, u_m\}$  be a set of monomials over a polynomial ring  $R[x_1, \dots, x_n]$ , where the monomial  $u_j \in U$  (for  $1 \leq j \leq m$ ) has corresponding multidegree  $(e_j^1, e_j^2, \dots, e_j^n)$ . The *Thomas* involutive division  $\mathcal{T}$  assigns multiplicative variables to elements of  $U$  as follows: the variable  $x_i$  is multiplicative for monomial  $u_j$  (written  $x_i \in \mathcal{M}_{\mathcal{T}}(u_j, U)$ ) if  $e_j^i = \max_k e_k^i$  for all  $1 \leq k \leq m$ .

**Definition 4.1.13 (Pommaret)** Let  $u$  be a monomial over a polynomial ring  $R[x_1, \dots, x_n]$  with multidegree  $(e^1, e^2, \dots, e^n)$ . The *Pommaret* involutive division  $\mathcal{P}$  assigns multiplicative variables to  $u$  as follows: if  $1 \leq i \leq n$  is the smallest integer such that  $e^i > 0$ , then all variables  $x_1, x_2, \dots, x_i$  are multiplicative for  $u$  (we have  $x_j \in \mathcal{M}_{\mathcal{P}}(u)$  for all  $1 \leq j \leq i$ ).

**Definition 4.1.14 (Janet)** Let  $U = \{u_1, \dots, u_m\}$  be a set of monomials over a polynomial ring  $R[x_1, \dots, x_n]$ , where the monomial  $u_j \in U$  (for  $1 \leq j \leq m$ ) has corresponding multidegree  $(e_j^1, e_j^2, \dots, e_j^n)$ . The *Janet* involutive division  $\mathcal{J}$  assigns multiplicative variables to elements of  $U$  as follows: the variable  $x_n$  is multiplicative for monomial  $u_j$  (written  $x_n \in \mathcal{M}_{\mathcal{J}}(u_j, U)$ ) if  $e_j^n = \max_k e_k^n$  for all  $1 \leq k \leq m$ ; the variable  $x_i$  (for  $1 \leq i < n$ ) is multiplicative for monomial  $u_j$  (written  $x_i \in \mathcal{M}_{\mathcal{J}}(u_j, U)$ ) if  $e_j^i = \max_k e_k^i$  for all monomials  $u_k \in U$  such that  $e_j^l = e_k^l$  for all  $i < l \leq n$ .

**Remark 4.1.15** Thomas and Janet are local involutive divisions; Pommaret is a global involutive division.

**Example 4.1.16** Let  $U := \{x^5y^2z, x^4yz^2, x^2y^2z, xyz^3, xz^3, y^2z, z\}$  be a set of monomials over the polynomial ring  $\mathbb{Q}[x, y, z]$ , with  $x > y > z$ . Here are the multiplicative variables for  $U$  according to the three involutive divisions defined above.

| Monomial  | Thomas      | Pommaret      | Janet         |
|-----------|-------------|---------------|---------------|
| $x^5y^2z$ | $\{x, y\}$  | $\{x\}$       | $\{x, y\}$    |
| $x^4yz^2$ | $\emptyset$ | $\{x\}$       | $\{x, y\}$    |
| $x^2y^2z$ | $\{y\}$     | $\{x\}$       | $\{y\}$       |
| $xyz^3$   | $\{z\}$     | $\{x\}$       | $\{x, y, z\}$ |
| $xz^3$    | $\{z\}$     | $\{x\}$       | $\{x, z\}$    |
| $y^2z$    | $\{y\}$     | $\{x, y\}$    | $\{y\}$       |
| $z$       | $\emptyset$ | $\{x, y, z\}$ | $\{x\}$       |

**Proposition 4.1.17** *All three involutive divisions defined above satisfy the conditions of Definition 4.1.4.*

**Proof:** Throughout, let  $M$  denote the set of all monomials in the polynomial ring  $\mathcal{R} = R[x_1, \dots, x_n]$ ; let  $U = \{u_1, \dots, u_m\} \subset M$  be a set of monomials with corresponding multidegrees  $(e_k^1, e_k^2, \dots, e_k^n)$  (where  $1 \leq k \leq m$ ); let  $u_i, u_j \in U$  (where  $1 \leq i, j \leq m, i \neq j$ ); and let  $m_1, m_2 \in M$  be two monomials with corresponding multidegrees  $(f_1^1, f_1^2, \dots, f_1^n)$  and  $(f_2^1, f_2^2, \dots, f_2^n)$ . For condition (a), we need to show that if there exists a monomial  $m \in M$  such that  $m_1 u_i = m = m_2 u_j$  and all variables in  $m_1$  and  $m_2$  are multiplicative for  $u_i$  and  $u_j$  respectively, then either  $u_i$  is an involutive divisor of  $u_j$  or vice-versa. For condition (b), we need to show that all variables that are multiplicative for  $u_i \in U$  are still multiplicative for  $u_i \in V \subseteq U$ .

**Thomas.** (a) It is sufficient to prove that  $u_i = u_j$ . Assume to the contrary that  $u_i \neq u_j$ , so that there is some  $1 \leq k \leq n$  such that  $e_i^k \neq e_j^k$ . Without loss of generality, assume that  $e_i^k < e_j^k$ . Because  $e_i^k + f_1^k = e_j^k + f_2^k$ , it follows that  $f_1^k > 0$  so that the variable  $x_k$  must be multiplicative for the monomial  $u_i$ . But this contradicts the fact that  $x_k$  cannot be multiplicative for  $u_i$  in the Thomas involutive division because  $e_j^k > e_i^k$ . We therefore have  $u_i = u_j$ .

(b) By definition, if  $x_j \in \mathcal{M}_{\mathcal{T}}(u_i, U)$ , then  $e_i^j = \max_k e_k^j$  for all  $u_k \in U$ . Given a set  $V \subseteq U$ , it is clear that  $e_i^j = \max_k e_k^j$  for all  $u_k \in V$ , so that  $x_j \in \mathcal{M}_{\mathcal{T}}(u_i, V)$  as required.

**Pommaret.** (a) Let  $\alpha$  and  $\beta$  ( $1 \leq \alpha, \beta \leq n$ ) be the smallest integers such that  $e_i^\alpha > 0$  and  $e_j^\beta > 0$  respectively, and assume (without loss of generality) that  $\alpha \geq \beta$ . By definition, we must have  $f_1^k = f_2^k = 0$  for all  $\alpha < k \leq n$  because the  $x_k$  are all nonmultiplicative for  $u_i$  and  $u_j$ . It follows that  $e_i^k = e_j^k$  for all  $\alpha < k \leq n$ . If  $\alpha = \beta$ , then it is clear that  $u_i$  is an involutive divisor of  $u_j$  if  $e_i^\alpha < e_j^\alpha$ , and  $u_j$  is an involutive divisor of  $u_i$  if  $e_i^\alpha > e_j^\alpha$ . If

$\alpha > \beta$ , then  $f_2^\alpha = 0$  as variable  $x_\alpha$  is nonmultiplicative for  $u_j$ , so it follows that  $e_i^\alpha \leq e_j^\alpha$  and hence  $u_i$  is an involutive divisor of  $u_j$ .

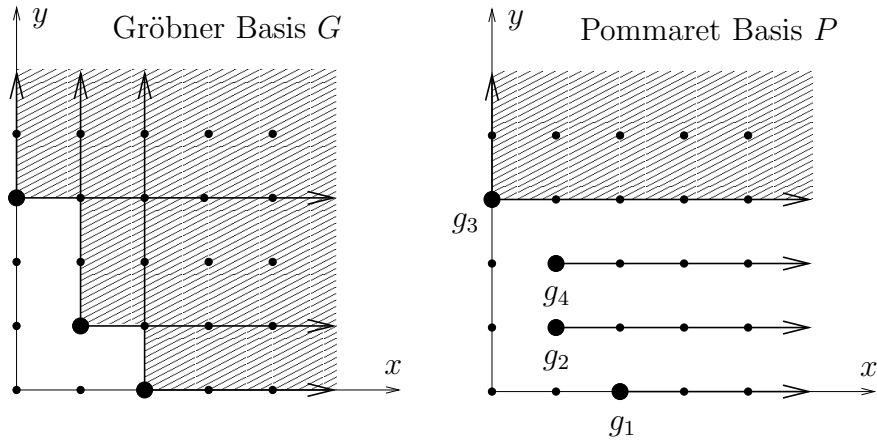
(b) Follows immediately because Pommaret is a global involutive division.

**Janet.** (a) We prove that  $u_i = u_j$ . Assume to the contrary that  $u_i \neq u_j$ , so there exists a maximal  $1 \leq k \leq n$  such that  $e_i^k \neq e_j^k$ . Without loss of generality, assume that  $e_i^k < e_j^k$ . If  $k = n$ , we get an immediate contradiction because Janet is equivalent to Thomas for the final variable. If  $k = n - 1$ , then because  $e_i^{n-1} + f_1^{n-1} = e_j^{n-1} + f_2^{n-1}$ , it follows that  $f_1^{n-1} > 0$  so that the variable  $x_{n-1}$  must be multiplicative for the monomial  $u_i$ . But this contradicts the fact that  $x_{n-1}$  cannot be multiplicative for  $u_i$  in the Janet involutive division because  $e_j^{n-1} > e_i^{n-1}$  and  $e_j^n = e_i^n$ . By induction on  $k$ , we can show that  $e_i^k = e_j^k$  for all  $1 \leq k \leq n$ , so that  $u_i = u_j$  as required.

(b) By definition, if  $x_j \in \mathcal{M}_{\mathcal{J}}(u_i, U)$ , then  $e_i^j = \max_k e_k^j$  for all monomials  $u_k \in U$  such that  $e_i^l = e_k^l$  for all  $i < l \leq n$ . Given a set  $V \subseteq U$ , it is clear that  $e_i^j = \max_k e_k^j$  for all  $u_k \in V$  such that  $e_i^l = e_k^l$  for all  $i < l \leq n$ , so that  $x_j \in \mathcal{M}_{\mathcal{J}}(u_i, V)$  as required.  $\square$

The conditions of Definition 4.1.4 ensure that any polynomial is involutively divisible by at most one polynomial in any Involutive Basis. One advantage of this important combinatorial property is that the Hilbert function of an ideal  $J$  is easily computable with respect to an Involutive Basis (see [4]).

**Example 4.1.18** Returning to Example 4.0.2, consider again the DegLex Gröbner Basis  $G := \{x^2 - 2xy + 3, 2xy + y^2 + 5, \frac{5}{4}y^3 - \frac{5}{2}x + \frac{37}{4}y\}$  over the polynomial ring  $\mathbb{Q}[x, y]$ . A Pommaret Involutive Basis for  $G$  is the set  $P := G \cup \{g_4 := -5xy^2 - 5x + 6y\}$ , with the variable  $x$  being multiplicative for all polynomials in  $P$ , and the variable  $y$  being multiplicative for just  $g_3$ . We can illustrate the difference between the overlapping cones of  $G$  and the non-overlapping involutive cones of  $P$  by the following diagram.



The diagram also demonstrates that the polynomial  $p := x^2y + y^3 + 8y$  is initially conventionally divisible by two members of the Gröbner Basis  $G$  (as seen in Equation (4.1)), but is only involutively divisible by one member of the Involutive Basis  $P$ , starting the following unique involutive reduction path for  $p$ .

$$\begin{array}{c}
 x^2y + y^3 + 8y \\
 \downarrow g_2 \\
 -\frac{1}{2}xy^2 + y^3 - \frac{5}{2}x + 8y \\
 \downarrow g_4 \\
 y^3 - 2x + \frac{37}{5}y \\
 \downarrow g_3 \\
 0
 \end{array}$$

## 4.2 Prolongations and Autoreduction

Whereas Buchberger’s algorithm constructs a Gröbner Basis by using S-polynomials, the involutive algorithm will construct an Involutive Basis by using *prolongations* and *autoreduction*.

**Definition 4.2.1** Given a set of polynomials  $P$ , a *prolongation* of a polynomial  $p \in P$  is a product  $px_i$ , where  $x_i \notin \mathcal{M}_I(\text{LM}(p), \text{LM}(P))$  with respect to some involutive division  $I$ .

**Definition 4.2.2** A set of polynomials  $P$  is said to be *autoreduced* if no polynomial  $p \in P$  exists such that  $p$  contains a term which is involutively divisible (with respect to  $P$ ) by some polynomial  $p' \in P \setminus \{p\}$ . Algorithm 8 provides a way of performing autoreduction,



and introduces the following notation: Let  $\text{Rem}_I(A, B, C)$  denote the involutive remainder of the polynomial  $A$  with respect to the set of polynomials  $B$ , where reductions are only to be performed by elements of the set  $C \subseteq B$ .

**Remark 4.2.3** The involutive cones associated to an autoreduced set of polynomials are always disjoint, meaning that a given monomial can only appear in at most one of the involutive cones.

---

**Algorithm 8** The Commutative Autoreduction Algorithm

---

**Input:** A set of polynomials  $P = \{p_1, p_2, \dots, p_\alpha\}$ ; an involutive division  $I$ .

**Output:** An autoreduced set of polynomials  $Q = \{q_1, q_2, \dots, q_\beta\}$ .

```

while ($\exists p_i \in P$ such that $\text{Rem}_I(p_i, P, P \setminus \{p_i\}) \neq p_i$) do
 $p'_i = \text{Rem}_I(p_i, P, P \setminus \{p_i\});$
 $P = P \setminus \{p_i\};$
 if ($p'_i \neq 0$) then
 $P = P \cup \{p'_i\};$
 end if
end while
 $Q = P;$
return $Q;$

```

---

**Proposition 4.2.4** Let  $P$  be a set of polynomials over a polynomial ring  $\mathcal{R} = R[x_1, \dots, x_n]$ , and let  $f$  and  $g$  be two polynomials also in  $\mathcal{R}$ . If  $P$  is autoreduced with respect to an involutive division  $I$ , then  $\text{Rem}_I(f, P) + \text{Rem}_I(g, P) = \text{Rem}_I(f + g, P)$ .

**Proof:** Let  $f' := \text{Rem}_I(f, P)$ ;  $g' := \text{Rem}_I(g, P)$  and  $h' := \text{Rem}_I(h, P)$ , where  $h := f + g$ . Then, by the respective involutive reductions, we have expressions

$$f' = f - \sum_{a=1}^A p_{\alpha_a} t_a;$$

$$g' = g - \sum_{b=1}^B p_{\beta_b} t_b$$

and

$$h' = h - \sum_{c=1}^C p_{\gamma_c} t_c,$$

where  $p_{\alpha_a}, p_{\beta_b}, p_{\gamma_c} \in P$  and  $t_a, t_b, t_c$  are terms which are multiplicative (over  $P$ ) for each  $p_{\alpha_a}, p_{\beta_b}$  and  $p_{\gamma_c}$  respectively.

Consider the polynomial  $h' - f' - g'$ . By the above expressions, we can deduce<sup>1</sup> that

$$h' - f' - g' = \sum_{a=1}^A p_{\alpha_a} t_a + \sum_{b=1}^B p_{\beta_b} t_b - \sum_{c=1}^C p_{\gamma_c} t_c =: \sum_{d=1}^D p_{\delta_d} t_d.$$

**Claim:**  $\text{Rem}_I(h' - f' - g', P) = 0$ .

**Proof of Claim:** Let  $t$  denote the leading term of the polynomial  $\sum_{d=1}^D p_{\delta_d} t_d$ . Then  $\text{LM}(t) = \text{LM}(p_{\delta_k} t_k)$  for some  $1 \leq k \leq D$  since, if not, there exists a monomial  $\text{LM}(p_{\delta_{k'}} t_{k'}) = \text{LM}(p_{\delta_{k''}} t_{k''}) =: u$  for some  $1 \leq k', k'' \leq D$  (with  $p_{\delta_{k'}} \neq p_{\delta_{k''}}$ ) such that  $u$  is involutively divisible by the two polynomials  $p_{\delta_{k'}}$  and  $p_{\delta_{k''}}$ , contradicting Definition 4.1.4 (recall that our set  $P$  is autoreduced, so that the involutive cones of  $P$  are disjoint). It follows that we can use  $p_{\delta_k}$  to eliminate  $t$  by involutively reducing  $h' - f' - g'$  as shown below.

$$\sum_{d=1}^D p_{\delta_d} t_d \xrightarrow{I, p_{\delta_k}} \sum_{d=1}^{k-1} p_{\delta_d} t_d + \sum_{d=k+1}^D p_{\delta_d} t_d. \quad (4.2)$$

By induction, we can apply a chain of involutive reductions to the right hand side of Equation (4.2) to obtain a zero remainder, so that  $\text{Rem}_I(h' - f' - g', P) = 0$ .  $\square$

To complete the proof, we note that since  $f', g'$  and  $h'$  are all involutively irreducible, we must have  $\text{Rem}_I(h' - f' - g', P) = h' - f' - g'$ . It therefore follows that  $h' - f' - g' = 0$ , or  $h' = f' + g'$  as required.  $\square$

**Remark 4.2.5** The above proof is based on the proofs of Theorem 5.4 and Corollary 5.5 in [25].

Let us now give a definition of a Locally Involutive Basis in terms of prolongations. Later on in this chapter, we will discover that the Involutive Basis algorithm only constructs Locally Involutive Bases, and it is the extra properties of each involutive division used with the algorithm that ensures that any computed Locally Involutive Basis is an Involutive Basis.

**Definition 4.2.6** Given an involutive division  $I$  and an admissible monomial ordering

<sup>1</sup>For  $1 \leq d \leq A$ ,  $p_{\delta_d} t_d = p_{\alpha_a} t_a$  ( $1 \leq a \leq A$ ); for  $A + 1 \leq d \leq A + B$ ,  $p_{\delta_d} t_d = p_{\beta_b} t_b$  ( $1 \leq b \leq B$ ); and for  $A + B + 1 \leq d \leq A + B + C =: D$ ,  $p_{\delta_d} t_d = p_{\gamma_c} t_c$  ( $1 \leq c \leq C$ ).

$O$ , an autoreduced set of polynomials  $P$  is a *Locally Involutive Basis* with respect to  $I$  and  $O$  if any prolongation of any polynomial  $p_i \in P$  involutively reduces to zero using  $P$ .

**Definition 4.2.7** Given an involutive division  $I$  and an admissible monomial ordering  $O$ , an autoreduced set of polynomials  $P$  is an *Involutive Basis* with respect to  $I$  and  $O$  if any multiple  $p_i t$  of any polynomial  $p_i \in P$  by any term  $t$  involutively reduces to zero using  $P$ .

### 4.3 Continuity and Constructivity

In the theory of commutative Gröbner Bases, Buchberger's algorithm returns a Gröbner Basis as long as an admissible monomial ordering is used. In the theory of commutative Involutive Bases however, not only must an admissible monomial ordering be used, but the involutive division chosen must be *continuous* and *constructive*.

**Definition 4.3.1 (Continuity)** Let  $I$  be an involutive division, and let  $U$  be an arbitrary set of monomials over a polynomial ring  $R[x_1, \dots, x_n]$ . We say that  $I$  is *continuous* if, given any sequence of monomials  $\{u_1, u_2, \dots, u_m\}$  from  $U$  such that for all  $i < m$ , we have  $u_{i+1} \mid_I u_i x_{j_i}$  for some variable  $x_{j_i}$  that is nonmultiplicative for monomial  $u_i$  (or  $x_{j_i} \notin \mathcal{M}_I(u_i, U)$ ), no two monomials in the sequence are the same ( $u_r \neq u_s$  for all  $r \neq s$ , where  $1 \leq r, s \leq m$ ).

**Proposition 4.3.2** *The Thomas, Pommaret and Janet involutive divisions are all continuous.*

**Proof:** Throughout, let the sequence of monomials  $\{u_1, \dots, u_i, \dots, u_m\}$  have corresponding multidegrees  $(e_i^1, e_i^2, \dots, e_i^n)$  (where  $1 \leq i \leq m$ ).

**Thomas.** If the variable  $x_{j_i}$  is nonmultiplicative for monomial  $u_i$ , then, by definition,  $e_i^{j_i} \neq \max_t e_t^{j_i}$  for all  $u_t \in U$ . Variable  $x_{j_i}$  cannot therefore be multiplicative for monomial  $u_{i+1}$  if  $e_{i+1}^{j_i} \leq e_i^{j_i}$ , so we must have  $e_{i+1}^{j_i} = e_i^{j_i} + 1$  in order to have  $u_{i+1} \mid_{\mathcal{T}} u_i x_{j_i}$ . Further, for all  $1 \leq k \leq n$  such that  $k \neq j_i$ , we must have  $e_{i+1}^k = e_i^k$  as, if  $e_{i+1}^k < e_i^k$ , then  $x_k$  cannot be multiplicative for monomial  $u_{i+1}$  (which contradicts  $u_{i+1} \mid_{\mathcal{T}} u_i x_{j_i}$ ). Thus  $u_{i+1} = u_i x_{j_i}$ , and so it is clear that the monomials in the sequence  $\{u_1, u_2, \dots, u_m\}$  are all different.

**Pommaret.** Let  $\alpha_i$  ( $1 \leq \alpha_i \leq n$ ) be the smallest integer such that  $e_i^{\alpha_i} > 0$  (where  $1 \leq i \leq m$ ), so that  $e_i^k = 0$  for all  $k < \alpha_i$ . Because  $u_{i+1} \mid_{\mathcal{P}} u_i x_{j_i}$  for all  $1 \leq i < m$ ,

and because (by definition)  $j_i > \alpha_i$ , it follows that we must have  $e_{i+1}^k = 0$  for all  $k < \alpha_i$ . Therefore  $\alpha_{i+1} \geq \alpha_i$  for all  $1 \leq i < n$ . If  $\alpha_{i+1} = \alpha_i$ , we note that  $e_{i+1}^{\alpha_i} \leq e_i^{\alpha_i}$  because variable  $x_{\alpha_i}$  is multiplicative for monomial  $u_{i+1}$ . If then we have  $e_{i+1}^{\alpha_i} = e_i^{\alpha_i}$ , then because the variable  $x_{j_i}$  is also nonmultiplicative for monomial  $u_{i+1}$ , we must have  $e_{i+1}^{j_i} = e_i^{j_i} + 1$ .

It is now clear that the monomials in the sequence  $\{u_1, u_2, \dots, u_m\}$  are all different because (a) the values in the sequence  $\alpha = \{\alpha_1, \alpha_2, \dots, \alpha_m\}$  monotonically increase; (b) for consecutive values  $\alpha_s, \alpha_{s+1}, \dots, \alpha_{s+\sigma}$  in  $\alpha$  that are identical ( $1 \leq s < m, s + \sigma \leq m$ ), the values in the corresponding sequence  $E = \{e_s^{\alpha_s}, e_{s+1}^{\alpha_s}, \dots, e_{s+\sigma}^{\alpha_s}\}$  monotonically decrease; (c) for consecutive values  $e_t^{\alpha_s}, e_{t+1}^{\alpha_s}, \dots, e_{t+\tau}^{\alpha_s}$  in  $E$  that are identical ( $s \leq t < s + \sigma, t + \tau \leq s + \sigma$ ), the degrees of the monomials  $u_t, u_{t+1}, \dots, u_{t+\tau}$  strictly increase.

**Janet.** Consider the monomials  $u_1, u_2$  and the variable  $x_{j_1}$  that is nonmultiplicative for  $u_1$ . We will first prove (by induction) that  $e_2^i = e_1^i$  for all  $j_1 < i \leq n$ . For the case  $i = n$ , we must have  $e_2^n = e_1^n$  otherwise (by definition) variable  $x_n$  is nonmultiplicative for monomial  $u_2$  (we have  $e_2^n < e_1^n$ ), contradicting that fact that  $u_2 \mid_{\mathcal{J}} u_1 x_{j_1}$ . For the inductive step, assume that  $e_2^i = e_1^i$  for all  $k \leq i \leq n$ , and let us look at the case  $i = k - 1$ . If  $e_2^{k-1} < e_1^{k-1}$ , then (by definition) variable  $x_{k-1}$  is nonmultiplicative for monomial  $u_2$ , again contradicting the fact that  $u_2 \mid_{\mathcal{J}} u_1 x_{j_1}$ . It follows that we must have  $e_2^{k-1} = e_1^{k-1}$ .

Let us now prove that  $e_2^{j_1} = e_1^{j_1} + 1$ . We can rule out the case  $e_2^{j_1} < e_1^{j_1}$  immediately because this implies that the variable  $x_{j_1}$  is nonmultiplicative for monomial  $u_2$  (by definition), contradicting the fact that  $u_2 \mid_{\mathcal{J}} u_1 x_{j_1}$ . The case  $e_2^{j_1} = e_1^{j_1}$  can also be ruled out because we cannot have  $e_2^i = e_1^i$  for all  $j_1 \leq i \leq n$  and variable  $x_{j_1}$  being simultaneously nonmultiplicative for monomial  $u_1$  and multiplicative for monomial  $u_2$ . Thus  $e_2^{j_1} = e_1^{j_1} + 1$ . It follows that  $u_1 < u_2$  in the InvLex monomial ordering (see Section 1.2.1) and so, by induction,  $u_1 < u_2 < \dots < u_m$  in the InvLex monomial ordering. The monomials in the sequence  $\{u_1, u_2, \dots, u_m\}$  are therefore all different.  $\square$

**Proposition 4.3.3** *If an involutive division  $I$  is continuous, and a given set of polynomials  $P$  is a Locally Involutive Basis with respect to  $I$  and some admissible monomial ordering  $O$ , then  $P$  is an Involutive Basis with respect to  $I$  and  $O$ .*

**Proof:** Let  $I$  be a continuous involutive division; let  $O$  be an admissible monomial ordering; and let  $P$  be a Locally Involutive Basis with respect to  $I$  and  $O$ . Given any polynomial  $p \in P$  and any term  $t$ , in order to show that  $P$  is an Involutive Basis with respect to  $I$  and  $O$ , we must show that  $pt \xrightarrow{I}_P 0$ .

If  $p \mid_I pt$  we are done, as we can use  $p$  to involutively reduce  $pt$  to obtain a zero remainder. Otherwise,  $\exists y_1 \notin \mathcal{M}_I(\text{LM}(p), \text{LM}(P))$  such that  $t$  contains  $y_1$ . By Local Involutivity, the prolongation  $py_1$  involutively reduces to zero using  $P$ . Assuming that the first step of this involutive reduction involves the polynomial  $p_1 \in P$ , we can write

$$py_1 = p_1 t_1 + \sum_{a=1}^A p_{\alpha_a} t_{\alpha_a}, \quad (4.3)$$

where  $p_{\alpha_a} \in P$  and  $t_1, t_{\alpha_a}$  are terms which are multiplicative (over  $P$ ) for  $p_1$  and each  $p_{\alpha_a}$  respectively. Multiplying both sides of Equation (4.3) by  $\frac{t}{y_1}$ , we obtain the equation

$$pt = p_1 t_1 \frac{t}{y_1} + \sum_{a=1}^A p_{\alpha_a} t_{\alpha_a} \frac{t}{y_1}. \quad (4.4)$$

If  $p_1 \mid_I pt$ , it is clear that we can use  $p_1$  to involutively reduce the polynomial  $pt$  to obtain the polynomial  $\sum_{a=1}^A p_{\alpha_a} t_{\alpha_a} \frac{t}{y_1}$ . By Proposition 4.2.4, we can then continue to involutively reduce  $pt$  by repeating this proof on each polynomial  $p_{\alpha_a} t_{\alpha_a} \frac{t}{y_1}$  individually (where  $1 \leq a \leq A$ ), noting that this process will terminate because of the admissibility of  $O$  (we have  $\text{LM}(p_{\alpha_a} t_{\alpha_a} \frac{t}{y_1}) < \text{LM}(pt)$  for all  $1 \leq a \leq A$ ).

Otherwise, if  $p_1$  does not involutively divide  $pt$ , there exists a variable  $y_2 \in \frac{t}{y_1}$  such that  $y_2 \notin \mathcal{M}_I(\text{LM}(p_1), \text{LM}(P))$ . By Local Involutivity, the prolongation  $p_1 y_2$  involutively reduces to zero using  $P$ . Assuming that the first step of this involutive reduction involves the polynomial  $p_2 \in P$ , we can write

$$p_1 y_2 = p_2 t_2 + \sum_{b=1}^B p_{\beta_b} t_{\beta_b}, \quad (4.5)$$

where  $p_{\beta_b} \in P$  and  $t_2, t_{\beta_b}$  are terms which are multiplicative (over  $P$ ) for  $p_2$  and each  $p_{\beta_b}$  respectively. Multiplying both sides of Equation (4.5) by  $\frac{t_1 t}{y_1 y_2}$ , we obtain the equation

$$p_1 t_1 \frac{t}{y_1} = p_2 t_2 \frac{t_1 t}{y_1 y_2} + \sum_{b=1}^B p_{\beta_b} t_{\beta_b} \frac{t_1 t}{y_1 y_2}. \quad (4.6)$$

Substituting for  $p_1 t_1 \frac{t}{y_1}$  from Equation (4.6) into Equation (4.4), we obtain the equation

$$pt = p_2 t_2 \frac{t_1 t}{y_1 y_2} + \sum_{a=1}^A p_{\alpha_a} t_{\alpha_a} \frac{t}{y_1} + \sum_{b=1}^B p_{\beta_b} t_{\beta_b} \frac{t_1 t}{y_1 y_2}. \quad (4.7)$$

If  $p_2 \mid_I pt$ , it is clear that we can use  $p_2$  to involutively reduce the polynomial  $pt$  to obtain the polynomial  $\sum_{a=1}^A p_{\alpha_a} t_{\alpha_a} \frac{t}{y_1} + \sum_{b=1}^B p_{\beta_b} t_{\beta_b} \frac{t_1 t}{y_1 y_2}$ . As before, we can then use Proposition 4.2.4 to continue the involutive reduction of  $pt$  by repeating this proof on each summand individually.

Otherwise, if  $p_2$  does not involutively divide  $pt$ , we continue by induction, obtaining a sequence  $p, p_1, p_2, p_3, \dots$  of elements in  $P$ . By construction, each element in the sequence divides  $pt$ . By continuity, each element in the sequence is different. Because  $P$  is finite and because  $pt$  has a finite number of distinct divisors, the sequence must be finite, terminating with an involutive divisor  $p' \in P$  of  $pt$ , which then allows us to finish the proof through use of Proposition 4.2.4 and the admissibility of  $O$ .  $\square$

**Remark 4.3.4** The above proof is a slightly clarified version of the proof of Theorem 6.5 in [25].

**Definition 4.3.5 (Constructivity)** Let  $I$  be an involutive division, and let  $U$  be an arbitrary set of monomials over a polynomial ring  $R[x_1, \dots, x_n]$ . We say that  $I$  is *constructive* if, given any monomial  $u \in U$  and any nonmultiplicative variable  $x_i \notin \mathcal{M}_I(u, U)$  satisfying the following two conditions, no monomial  $w \in \mathcal{C}_I(U)$  exists such that  $ux_i \in \mathcal{C}_I(w, U \cup \{w\})$ .

- (a)  $ux_i \notin \mathcal{C}_I(U)$ .
- (b) If there exists a monomial  $v \in U$  and a nonmultiplicative variable  $x_j \notin \mathcal{M}_I(v, U)$  such that  $vx_j \mid ux_i$  but  $vx_j \neq ux_i$ , then  $vx_j \in \mathcal{C}_I(U)$ .

**Remark 4.3.6** Constructivity allows us to consider only polynomials whose lead monomials lie *outside* the current involutive span as potential new Involutive Basis elements.

**Proposition 4.3.7** *The Thomas, Pommaret and Janet involutive divisions are all constructive.*

**Proof:** Throughout, let the monomials  $u, v$  and  $w$  that appear in Definition 4.3.5 have corresponding multidegrees  $(e_u^1, e_u^2, \dots, e_u^n), (e_v^1, e_v^2, \dots, e_v^n)$  and  $(e_w^1, e_w^2, \dots, e_w^n)$ ; and let the monomials  $w_1, w_2, w_3$  and  $\mu$  that appear in this proof have corresponding multidegrees  $(e_{w_1}^1, e_{w_1}^2, \dots, e_{w_1}^n), (e_{w_2}^1, e_{w_2}^2, \dots, e_{w_2}^n), (e_{w_3}^1, e_{w_3}^2, \dots, e_{w_3}^n)$  and  $(e_\mu^1, e_\mu^2, \dots, e_\mu^n)$ .

To prove that a particular involutive division  $I$  is constructive, we will assume that a monomial  $w \in \mathcal{C}_I(U)$  exists such that  $ux_i \in \mathcal{C}_I(w, U \cup \{w\})$ . Then  $w = \mu w_1$  for some

monomial  $\mu \in U$  and some monomial  $w_1$  that is multiplicative for  $\mu$  over the set  $U$  ( $e_{w_1}^k > 0 \Rightarrow x_k \in \mathcal{M}_I(\mu, U)$  for all  $1 \leq k \leq n$ ); and  $ux_i = ww_2$  for some monomial  $w_2$  that is multiplicative for  $w$  over the set  $U \cup \{w\}$  ( $e_{w_2}^k > 0 \Rightarrow x_k \in \mathcal{M}_I(w, U \cup \{w\})$  for all  $1 \leq k \leq n$ ). It follows that  $ux_i = \mu w_1 w_2$ . If we can show that all variables appearing in  $w_2$  are multiplicative for  $\mu$  over the set  $U$  ( $e_{w_2}^k > 0 \Rightarrow x_k \in \mathcal{M}_I(\mu, U)$  for all  $1 \leq k \leq n$ ), then  $\mu$  is an involutive divisor of  $ux_i$ , contradicting the assumption  $ux_i \notin \mathcal{C}_I(U)$ .

**Thomas.** Let  $x_k$  be an arbitrary variable ( $1 \leq k \leq n$ ) such that  $e_{w_2}^k > 0$ . If  $e_{w_1}^k > 0$ , then it is clear that  $x_k$  is multiplicative for  $\mu$ . Otherwise  $e_{w_1}^k = 0$  so that  $e_w^k = e_\mu^k$ . By definition, this implies that  $x_k \in \mathcal{M}_\mathcal{T}(\mu, U)$  as  $x_k \in \mathcal{M}_\mathcal{T}(w, U \cup \{w\})$ . Thus  $x_k \in \mathcal{M}_\mathcal{T}(\mu, U)$ .

**Pommaret.** Let  $\alpha$  and  $\beta$  ( $1 \leq \alpha, \beta \leq n$ ) be the smallest integers such that  $e_\mu^\alpha > 0$  and  $e_w^\beta > 0$  respectively. By definition,  $\beta \leq \alpha$  (because  $w = \mu w_1$ ), so for an arbitrary  $1 \leq k \leq n$ , it follows that  $e_{w_2}^k > 0 \Rightarrow k \leq \beta \leq \alpha \Rightarrow x_k \in \mathcal{M}_\mathcal{P}(\mu, U)$  as required.

**Janet.** Here we proceed by searching for a monomial  $\nu \in U$  such that  $ux_i \in \mathcal{C}_\mathcal{J}(\nu, U)$ , contradicting the assumption  $ux_i \notin \mathcal{C}_\mathcal{J}(U)$ . Let  $\alpha$  and  $\beta$  ( $1 \leq \alpha, \beta \leq n$ ) be the largest integers such that  $e_{w_1}^\alpha > 0$  and  $e_{w_2}^\beta > 0$  respectively (such integers will exist because if  $\deg(w_1) = 0$  or  $\deg(w_2) = 0$ , we obtain an immediate contradiction  $ux_i \in \mathcal{C}_\mathcal{J}(U)$ ). We claim that  $i > \max\{\alpha, \beta\}$ .

- If  $i < \beta$ , then  $e_w^\beta < e_u^\beta$  which contradicts  $x_\beta \in \mathcal{M}_\mathcal{J}(w, U \cup \{w\})$  as  $e_w^\gamma = e_u^\gamma$  for all  $\gamma > \beta$ . Thus  $i \geq \beta$ .
- If  $i < \alpha$ , then as  $\beta \leq i$  we must have  $e_\mu^\gamma = e_u^\gamma$  for all  $\alpha < \gamma \leq n$ . Therefore  $e_\mu^\alpha < e_u^\alpha \Rightarrow x_\alpha \notin \mathcal{M}_\mathcal{J}(\mu, U)$ , a contradiction; it follows that  $i \geq \alpha$ .
- If  $i = \alpha$ , then either  $\beta < \alpha$  or  $\beta = \alpha$ . If  $\beta = \alpha$ , then as  $e_{w_1}^i > 0$ ;  $e_{w_2}^i > 0$  and  $e_u^i + 1 = e_\mu^i + e_{w_1}^i + e_{w_2}^i$ , we have  $e_u^i > e_\mu^i \Rightarrow x_\alpha \notin \mathcal{M}_\mathcal{J}(\mu, U)$ , a contradiction. If  $\beta < \alpha$ , then  $e_u^i + 1 = e_\mu^i + e_{w_1}^i$ . If  $e_{w_1}^i \geq 2$ , we get the same contradiction as before ( $x_\alpha \notin \mathcal{M}_\mathcal{J}(\mu, U)$ ). Otherwise  $e_{w_1}^i = 1$  so that  $e_u^\gamma = e_\mu^\gamma$  for all  $\alpha \leq \gamma \leq n$ . If  $w = \mu x_i$ , then as  $e_w^\beta < e_u^\beta$  we have  $x_\beta \notin \mathcal{M}_\mathcal{J}(w, U \cup \{w\})$ , a contradiction. Else let  $\delta$  (where  $1 \leq \delta < \alpha$ ) be the second greatest integer such that  $e_{w_1}^\delta > 0$ . Then, as  $e_\mu^\delta < e_u^\delta$  and  $e_\mu^\gamma = e_u^\gamma$  for all  $\delta < \gamma \leq n$ , we have  $x_\delta \notin \mathcal{M}_\mathcal{J}(\mu, U)$ , another contradiction. It follows that  $i > \max\{\alpha, \beta\}$ , so that  $e_u^\gamma = e_\mu^\gamma$  for all  $i < \gamma \leq n$  and  $e_u^i + 1 = e_\mu^i$ .

If  $ux_i \notin \mathcal{C}_\mathcal{J}(U)$ , then there must exist a variable  $x_k$  (where  $1 \leq k < i$ ) such that  $e_{w_2}^k > 0$  and  $x_k \notin \mathcal{M}_\mathcal{J}(\mu, U)$ . Because  $e_{w_1}^\alpha > 0$ , we can use condition (b) of Definition 4.3.5 to give

us a monomial  $\mu_1 \in U$  and a monomial  $w_3$  multiplicative for  $\mu_1$  over  $U$  ( $e_{w_3}^\gamma > 0 \Rightarrow x_\gamma \in \mathcal{M}_{\mathcal{J}}(\mu_1, U)$  for all  $1 \leq \gamma \leq n$ ) such that

$$\begin{aligned} ux_i &= \mu w_1 w_2 \\ &= \mu x_k w_1 \left( \frac{w_2}{x_k} \right) \\ &= \mu_1 w_3 w_1 \left( \frac{w_2}{x_k} \right). \end{aligned}$$

If  $\mu_1 \mid_{\mathcal{J}} ux_i$ , then the proof is complete, with  $\nu = \mu_1$ . Otherwise there must be a variable  $x_{k'}$  appearing in the monomial  $w_1 \left( \frac{w_2}{x_k} \right)$  such that  $x_{k'} \notin \mathcal{M}_{\mathcal{J}}(\mu_1, U)$ . To use condition (b) of Definition 4.3.5 to yield a monomial  $\mu_2 \in U$  and a monomial  $w_4$  multiplicative for  $\mu_2$  over  $U$  such that

$$\mu_1 w_3 w_1 \left( \frac{w_2}{x_k} \right) = \mu_2 w_4 \left( \frac{w_1 w_2}{x_k x_{k'}} \right) w_3,$$

it is sufficient to demonstrate that at least one variable appearing in the monomial  $w_3 w_1 \left( \frac{w_2}{x_k} \right)$  is multiplicative for  $\mu_1$  over the set  $U$ . We will do this by showing that  $x_\alpha \in \mathcal{M}_{\mathcal{J}}(\mu_1, U)$  (recall that  $e_{w_1}^\alpha > 0$ ).

By the definition of the Janet involutive division,

$$e_{\mu_1}^\gamma = e_\mu^\gamma \text{ for all } k < \gamma \leq n \quad (4.8)$$

and

$$e_{\mu_1}^k = e_\mu^k + 1, \quad (4.9)$$

so that  $\mu < \mu_1$  in the InvLex monomial ordering. If we can show that  $\alpha > k$ , then it is clear from Equation (4.8) and  $x_\alpha \in \mathcal{M}_{\mathcal{J}}(\mu, U)$  that  $x_\alpha \in \mathcal{M}_{\mathcal{J}}(\mu_1, U)$ .

- If  $\alpha > \beta$ , then  $\alpha > k$  because  $k \leq \beta$  by definition.
- If  $\alpha = \beta$ , then  $\alpha > k$  if  $k < \beta$ ; otherwise  $k = \beta$  in which case  $x_\alpha \in \mathcal{M}_{\mathcal{J}}(\mu, U)$  is contradicted by Equations (4.8) and (4.9).
- If  $\alpha < \beta$ , then  $e_\mu^\gamma = e_w^\gamma$  for all  $\alpha < \gamma \leq n$ . Thus  $k \leq \alpha$  otherwise  $x_k \in \mathcal{M}_{\mathcal{J}}(w, U \cup \{w\}) \Rightarrow x_k \in \mathcal{M}_{\mathcal{J}}(\mu, U)$ , a contradiction. Further,  $k = \alpha$  is not allowed because  $x_\alpha \in \mathcal{M}_{\mathcal{J}}(\mu, U)$  and  $x_k \notin \mathcal{M}_{\mathcal{J}}(\mu, U)$  cannot both be true; therefore  $\alpha > k$  again.



If  $\mu_2 \mid_{\mathcal{J}} ux_i$ , then the proof is complete, with  $\nu = \mu_2$ . Otherwise we proceed by induction to obtain the sequence shown below (Equation (4.10)), which is valid because  $\mu_{\sigma-1} < \mu_{\sigma}$  (for  $\sigma \geq 2$ ) in the InvLex monomial ordering allows us to prove that the variable  $x_{\alpha}$  (that appears in the monomial  $w_1$ ) is multiplicative (over  $U$ ) for the monomial  $\mu_{\sigma}$ ; this in turn enables us to construct the next entry in the sequence by using condition (b) of Definition 4.3.5.

$$\mu w_1 w_2 = \mu_1 w_3 w_1 \left( \frac{w_2}{x_k} \right) = \mu_2 w_4 \left( \frac{w_1 w_2}{x_k x_{k'}} \right) w_3 = \mu_3 w_5 \left( \frac{w_1 w_2 w_3}{x_k x_{k'} x_{k''}} \right) w_4 = \dots \quad (4.10)$$

Because  $\mu < \mu_1 < \mu_2 < \dots$  in the InvLex monomial ordering, elements of the sequence  $\mu, \mu_1, \mu_2, \dots$  are distinct. It follows that the sequence in Equation (4.10) is finite (terminating with the required  $\nu$ ) because  $\mu$  and the  $\mu_{\sigma}$  (for  $\sigma \geq 1$ ) are all divisors of the monomial  $ux_i$ , of which there are only a finite number of.  $\square$

**Remark 4.3.8** The above proof that Janet is a constructive involutive division does not use the property of Janet being a continuous involutive division, unlike the proofs found in [25] and [50].

## 4.4 The Involutive Basis Algorithm

To compute an Involutive Basis for an ideal  $J$  with respect to some admissible monomial ordering  $O$  and some involutive division  $I$ , it is sufficient to compute a Locally Involutive Basis for  $J$  with respect to  $I$  and  $O$  if  $I$  is continuous; and we can compute this Locally Involutive Basis by considering only prolongations whose lead monomials lie outside the current involutive span if  $I$  is constructive. Let us now consider Algorithm 9, an algorithm to construct an Involutive Basis for  $J$  (with respect to  $I$  and  $O$ ) in exactly this manner.

The algorithm starts by autoreducing the input basis  $F$  using Algorithm 8. We then construct a set  $S$  containing all the possible prolongations of elements of  $F$ , before recursively (a) picking a polynomial  $s$  from  $S$  such that  $\text{LM}(s)$  is minimal in the chosen monomial ordering; (b) removing  $s$  from  $S$ ; and (c) finding the involutive remainder  $s'$  of  $s$  with respect to  $F$ .

If during this loop a remainder  $s'$  is found that is nonzero, we exit the loop and autoreduce the set  $F \cup \{s'\}$ , continuing thereafter to construct a new set  $S$  and repeating the above process on this new set. If however all the prolongations in  $S$  involutively reduce to zero,

---

**Algorithm 9** The Commutative Involutive Basis Algorithm
 

---

**Input:** A Basis  $F = \{f_1, f_2, \dots, f_m\}$  for an ideal  $J$  over a commutative polynomial ring  $R[x_1, \dots, x_n]$ ; an admissible monomial ordering  $O$ ; a continuous and constructive involutive division  $I$ .

**Output:** An Involutive Basis  $G = \{g_1, g_2, \dots, g_p\}$  for  $J$  (in the case of termination).

$G = \emptyset$ ;

$F = \text{Autoreduce}(F)$ ;

**while** ( $G == \emptyset$ ) **do**

$S = \{x_i f \mid f \in F, x_i \notin \mathcal{M}_I(f, F)\}$ ;

$s' = 0$ ;

**while** ( $S \neq \emptyset$ ) **and** ( $s' == 0$ ) **do**

Let  $s$  be a polynomial in  $S$  whose lead monomial is minimal with respect to  $O$ ;

$S = S \setminus \{s\}$ ;

$s' = \text{Rem}_I(s, F)$ ;

**end while**

**if** ( $s' \neq 0$ ) **then**

$F = \text{Autoreduce}(F \cup \{s'\})$ ;

**else**

$G = F$ ;

**end if**

**end while**

**return**  $G$ ;

---

then by definition  $F$  is a Locally Involutive Basis, and so we can exit the algorithm with this basis. The correctness of Algorithm 9 is therefore clear; termination however requires us to show that each involutive division used with the algorithm is *Noetherian* and *stable*.

**Definition 4.4.1** An involutive division  $I$  is *Noetherian* if, given any finite set of monomials  $U$ , there is a finite Involutive Basis  $V \supseteq U$  with respect to  $I$  and some arbitrary admissible monomial ordering  $O$ .

**Proposition 4.4.2** *The Thomas and Janet divisions are Noetherian.*

**Proof:** Let  $U = \{u_1, \dots, u_m\}$  be an arbitrary set of monomials over a polynomial ring  $\mathcal{R} = R[x_1, \dots, x_n]$  generating an ideal  $J$ . We will explicitly construct an Involutive Basis  $V$  for  $U$  with respect to some arbitrary admissible monomial ordering  $O$ .

**Janet (Adapted from [50], Lemma 2.13).** Let  $\mu \in \mathcal{R}$  be the monomial with multi-degree  $(e_\mu^1, e_\mu^2, \dots, e_\mu^n)$  defined as follows:  $e_\mu^i = \max_{u \in U} e_u^i$  ( $1 \leq i \leq n$ ). We claim that the set  $V$  containing all monomials  $v \in J$  such that  $v \mid \mu$  is an Involutive Basis for  $U$  with respect to the Janet involutive division and  $O$ . To prove the claim, first note that  $V$  is a basis for  $J$  because  $U \subseteq V$  and  $V \subset J$ ; to prove that  $V$  is a Janet Involutive Basis for  $J$  we have to show that all multiples of elements of  $V$  involutively reduce to zero using  $V$ , which we shall do by showing that all members of the ideal involutively reduce to zero using  $V$ .

Let  $p$  be an arbitrary element of  $J$ . If  $p \in V$ , then trivially  $p \in \mathcal{C}_{\mathcal{J}}(V)$  and so  $p$  involutively reduces to zero using  $V$ . Otherwise set  $X = \{x_i \text{ such that } e_{\text{LM}(p)}^i > e_\mu^i\}$ , and define the monomial  $p'$  by  $e_{p'}^i = e_{\text{LM}(p)}^i$  for  $x_i \notin X$ ; and  $e_{p'}^i = e_\mu^i$  for  $x_i \in X$  (so that  $e_{p'}^i = \min\{e_{\text{LM}(p)}^i, e_\mu^i\}$ ). By construction of the set  $V$  and by the definition of  $\mu$ , it follows that  $v' \in V$  and  $X \subseteq \mathcal{M}_{\mathcal{J}}(p', V)$ . But this implies that  $\text{LM}(p) \in \mathcal{C}_{\mathcal{J}}(p', V)$ , and thus  $p \xrightarrow[\mathcal{J}]{p'} (p - \text{LM}(p))$ . By induction and by the admissibility of  $O$ ,  $p \xrightarrow[\mathcal{J}]{V} 0$  and thus  $V$  is a finite Janet Involutive Basis for  $J$ .

**Thomas.** We use the same proof as for Janet above, replacing “Janet” by “Thomas” and “ $\mathcal{J}$ ” by “ $\mathcal{T}$ ”. □

**Proposition 4.4.3** *The Pommaret division is not Noetherian.*

**Proof:** Let  $J$  be the ideal generated by the monomial  $u := xy$  over the polynomial ring  $\mathbb{Q}[x, y]$ . For the Pommaret division,  $\mathcal{M}_{\mathcal{P}}(u) = \{x\}$ , and it is clear that  $\mathcal{M}_{\mathcal{P}}(v) = \{x\}$  for

all  $v \in J$  as  $v \in J \Rightarrow v = (xy)p$  for some polynomial  $p$ . It follows that no finite Pommaret Involutive Basis exists for  $J$  as no prolongation by the variable  $y$  of any polynomial  $p \in J$  is involutively divisible by some other polynomial  $p' \in J$ ; the Pommaret Involutive Basis for  $J$  is therefore the infinite basis  $\{xy, xy^2, xy^3, \dots\}$ .  $\square$

**Definition 4.4.4** Let  $u$  and  $v$  be two distinct monomials such that  $u \mid v$ . An involutive division  $I$  is *stable* if  $\text{Rem}_I(v, \{u, v\}, \{u\}) = v$ . In other words,  $u$  is not an involutive divisor of  $v$  with respect to  $I$  when multiplicative variables are taken over the set  $\{u, v\}$ .

**Proposition 4.4.5** *The Thomas and Janet divisions are stable.*

**Proof:** Let  $u$  and  $v$  have corresponding multidegrees  $(e_u^1, \dots, e_u^n)$  and  $(e_v^1, \dots, e_v^n)$ . If  $u \mid v$  and if  $u$  and  $v$  are different, then we must have  $e_u^i < e_v^i$  for at least one  $1 \leq i \leq n$ .

**Thomas.** By definition,  $x_i \notin \mathcal{M}_{\mathcal{T}}(u, \{u, v\})$ , so that  $\text{Rem}_{\mathcal{T}}(v, \{u, v\}, \{u\}) = v$ .

**Janet.** Let  $j$  be the greatest integer such that  $e_u^j < e_v^j$ . Then, as  $e_u^k = e_v^k$  for all  $j < k \leq n$ , it follows that  $x_j \notin \mathcal{M}_{\mathcal{J}}(u, \{u, v\})$ , and so  $\text{Rem}_{\mathcal{J}}(v, \{u, v\}, \{u\}) = v$ .  $\square$

**Proposition 4.4.6** *The Pommaret division is not stable.*

**Proof:** Consider the two monomials  $u := x$  and  $v := x^2$  over the polynomial ring  $\mathbb{Q}[x]$ . Because  $\mathcal{M}_{\mathcal{P}}(u, \{u, v\}) = \{x\}$ , it is clear that  $u \mid_{\mathcal{P}} v$ , and so the Pommaret involutive division is not stable.  $\square$

**Remark 4.4.7** Stability ensures that any set of distinct monomials is autoreduced. In particular, if a set  $U$  of monomials is autoreduced, and if we add a monomial  $u \notin U$  to  $U$ , then the resultant set  $U \cup \{u\}$  is also autoreduced. This contradicts a statement made on page 24 of [50], where it is claimed that if we add an involutively irreducible prolongation  $ux_i$  of a monomial  $u$  from an autoreduced set of monomials  $U$  to that set, then the resultant set is also autoreduced regardless of whether or not the involutive division used is stable<sup>2</sup>. For a counterexample, consider the set of monomials  $U := \{u_1, u_2\} = \{xy, x^2y^2\}$  over the polynomial ring  $\mathbb{Q}[x, y]$ , and let the involutive division be Pommaret.

|          |                                   |
|----------|-----------------------------------|
| $u$      | $\mathcal{M}_{\mathcal{P}}(u, U)$ |
| $xy$     | $\{x\}$                           |
| $x^2y^2$ | $\{x\}$                           |

---

<sup>2</sup>This claim is integral to the proof of Theorem 6.4 in [50], a theorem that states that an algorithm corresponding to Algorithm 9 in this thesis terminates.

Because the variable  $y$  is nonmultiplicative for the monomial  $xy$ , it is clear that the set  $U$  is autoreduced. Consider the prolongation  $xy^2$  of the monomial  $u_1$  by the variable  $y$ . This prolongation is involutively irreducible with respect to  $U$ , but if we add the prolongation to  $U$  to obtain the set  $V := \{v_1, v_2, v_3\} = \{xy, x^2y^2, xy^2\}$ , then  $v_3$  will involutively reduce  $v_2$ , contradicting the claim that the set  $V$  is autoreduced.

| $v$      | $\mathcal{M}_{\mathcal{P}}(v, V)$ |
|----------|-----------------------------------|
| $xy$     | $\{x\}$                           |
| $x^2y^2$ | $\{x\}$                           |
| $xy^2$   | $\{x\}$                           |

**Proposition 4.4.8** *Algorithm 9 always terminates when used with a Noetherian and stable involutive division.*

**Proof:** Let  $I$  be a Noetherian and stable involutive division, and consider the computation (using Algorithm 9) of an Involutive Basis for a set of polynomials  $F$  with respect to  $I$  and some admissible monomial ordering  $O$ . The algorithm begins by autoreducing  $F$  to give a basis (which we shall denote by  $F_1$ ) generating the same ideal  $J$  as  $F$ . Each pass of the algorithm then produces a basis  $F_{i+1} = \text{Autoreduce}(F_i \cup \{s'_i\})$  generating  $J$  ( $i \geq 1$ ), where each  $s'_i \neq 0$  is an involutively reduced prolongation. Consider the monomial ideal  $\langle \text{LM}(F_i) \rangle$  generated by the lead monomials of the set  $F_i$ . **Claim:**

$$\langle \text{LM}(F_1) \rangle \subseteq \langle \text{LM}(F_2) \rangle \subseteq \langle \text{LM}(F_3) \rangle \subseteq \cdots \tag{4.11}$$

is an ascending chain of monomial ideals.

**Proof of Claim:** It is sufficient to show that if an arbitrary polynomial  $f \in F_i$  does not appear in  $F_{i+1}$ , then there must be a polynomial  $f' \in F_{i+1}$  such that  $\text{LM}(f') \mid \text{LM}(f)$ . It is clear that such an  $f'$  will exist if the lead monomial of  $f$  is not reduced during autoreduction; otherwise a polynomial  $p$  reduces the lead monomial of  $f$  during autoreduction, so that  $\text{LM}(p) \mid_I \text{LM}(f)$ . If there exists a polynomial  $p' \in F_{i+1}$  such that  $\text{LM}(p') = \text{LM}(p)$ , we are done; otherwise we proceed by induction on  $p$  to obtain a polynomial  $q$  such that  $\text{LM}(q) \mid_I \text{LM}(p)$ . Because  $\deg(\text{LM}(f)) > \deg(\text{LM}(p)) > \deg(\text{LM}(q)) > \cdots$ , this process is guaranteed to terminate with the required  $f'$ .  $\square$

By the Ascending Chain Condition (Corollary 2.2.6), the chain in Equation (4.11) must

eventually become constant, so there must be an integer  $N$  ( $N \geq 1$ ) such that

$$\langle \text{LM}(F_N) \rangle = \langle \text{LM}(F_{N+1}) \rangle = \dots .$$

**Claim:** If  $F_{k+1} = \text{Autoreduce}(F_k \cup \{s'_k\})$  for some  $k \geq N$ , then  $\text{LM}(s'_k) = \text{LM}(fx_i)$  for some polynomial  $f \in F_k$  and some variable  $x_i \notin \mathcal{M}_I(f, F_k)$  such that  $s'_k = \text{Rem}_I(fx_i, F_k)$ .

**Proof of Claim:** Assume to the contrary that  $\text{LM}(s'_k) \neq \text{LM}(fx_i)$ . Then because  $s'_k = \text{Rem}_I(fx_i, F_k)$ , it follows that  $\text{LM}(s'_k) < \text{LM}(fx_i)$ . But  $\langle \text{LM}(F_k) \rangle = \langle \text{LM}(F_{k+1}) \rangle$ , so that  $\text{LM}(s'_k) = \text{LM}(f'u)$  for some  $f' \in F_k$  and some monomial  $u$  containing at least one variable  $x_j \notin \mathcal{M}_I(f', F_k)$  (otherwise  $s'_k$  can be involutively reduced with respect to  $F_k$ , a contradiction).

Because  $O$  is admissible,  $1 \leq \frac{u}{x_j}$  and therefore  $x_j \leq u$ , so that  $\text{LM}(f'x_j) \leq \text{LM}(f'u) < \text{LM}(fx_i)$ . But the prolongation  $fx_i$  was chosen so that its lead monomial is minimal amongst the lead monomials of all prolongations of elements of  $F_k$  that do not involutively reduce to zero; the prolongation  $f'x_j$  must therefore involutively reduce to zero, so that  $\text{LM}(f'x_j) = \text{LM}(f''u')$  for some polynomial  $f'' \in F_k$  and some monomial  $u'$  that is multiplicative for  $f''$  over  $F_k$ . But  $s'_k$  is involutively irreducible with respect to  $F_k$ , so a variable  $x'_j \notin \mathcal{M}_I(f'', F_k)$  must appear in the monomial  $\frac{u}{x_j}$ .

It is now clear that we can construct a sequence  $f'x_j, f''x'_j, \dots$  of prolongations. But  $I$  is continuous, so all elements in the corresponding sequence  $\text{LM}(f'), \text{LM}(f''), \dots$  of monomials must be distinct. Because  $F_k$  is finite, it follows that the sequence of prolongations will terminate with a prolongation that does not involutively reduce to zero and whose lead monomial is less than the monomial  $\text{LM}(fx_i)$ , contradicting our assumptions. Thus  $\text{LM}(s'_k)$  for  $k \geq N$  is always equal to the lead monomial of some prolongation of some polynomial  $f \in F_k$ .  $\square$

Consider now the set of monomials  $\text{LM}(F_{k+1})$ . **Claim:**  $\text{LM}(F_{k+1}) = \text{LM}(F_k) \cup \{\text{LM}(s'_k)\}$  for all  $k \geq N$ , so that when autoreducing the set  $F_k \cup \{s'_k\}$ , no leading monomial is involutively reducible.

**Proof of Claim:** Consider an arbitrary polynomial  $p \in F_k \cup \{s'_k\}$ . If  $p = s'_k$ , then (by definition)  $p$  is irreducible with respect to the set  $F_k$ , and so (by condition (b) of Definition 4.1.4)  $p$  will also be irreducible with respect to the set  $F_k \cup \{s'_k\}$ . If  $p \neq s'_k$ , then  $p$  is irreducible with respect to the set  $F_k$  (as the set  $F_k$  is autoreduced), and so (again by condition (b) of Definition 4.1.4) the only polynomial in the set  $F_k \cup \{s'_k\}$

that can involutively reduce the polynomial  $p$  is the polynomial  $s'_k$ . But  $I$  is stable, so that  $s'_k$  cannot involutively reduce  $\text{LM}(p)$ . It follows that a polynomial  $p'$  will appear in the autoreduced set  $F_{k+1}$  such that  $\text{LM}(p') = \text{LM}(p)$ , and thus  $\text{LM}(F_{k+1}) = \text{LM}(F_k) \cup \{\text{LM}(s'_k)\}$  as required.  $\square$

For the final part of the proof, consider the basis  $F_N$ . Because  $I$  is Noetherian, there exists a finite Involutive Basis  $G_N$  for the ideal generated by the set of lead monomials  $\text{LM}(F_N)$ , where  $G_N \supseteq \text{LM}(F_N)$ . Let  $fx_i$  be the prolongation chosen during the  $N$ -th iteration of Algorithm 9, so that  $\text{LM}(fx_i) \notin \mathcal{C}_I(F_N)$ . Because  $G_N$  is an Involutive Basis for  $\text{LM}(F_N)$ , there must be a monomial  $g \in G_N$  such that  $g \mid_I \text{LM}(fx_i)$ . **Claim:**  $g = \text{LM}(fx_i)$ .

**Proof of Claim:** We proceed by showing that if  $g \neq \text{LM}(fx_i)$ , then  $g \in \mathcal{C}_I(\text{LM}(F_N))$  so that (because of condition (b) of Definition 4.1.4)  $\text{LM}(fx_i) \in \mathcal{C}_I(G_N) \Rightarrow \text{LM}(fx_i) \in \mathcal{C}_I(g, \text{LM}(F_N) \cup \{g\})$ , contradicting the constructivity of  $I$  (Definition 4.3.5).

Assume that  $g \neq \text{LM}(fx_i)$ . Because  $\langle G_N \rangle = \langle \text{LM}(F_N) \rangle$ , there exists a polynomial  $f_1 \in F_N$  such that  $\text{LM}(f_1) \mid g$ . If  $\text{LM}(f_1) \mid_I g$  with respect to  $F_N$ , then we are done. Otherwise  $\text{LM}(g) = \text{LM}(f_1)u_1$  for some monomial  $u_1 \neq 1$  containing at least one variable  $x_{j_1} \notin \mathcal{M}_I(f_1, F_N)$ . Because  $\deg(g) < \deg(\text{LM}(fx_i))$  and  $\text{LM}(f_1)x_{j_1} \mid \text{LM}(fx_i)$ , we must have  $\text{LM}(f_1)x_{j_1} < \text{LM}(fx_i)$  with respect to our chosen monomial ordering, so that  $\text{LM}(f_1)x_{j_1} \in \mathcal{C}_I(F_N)$  by definition of how the prolongation  $fx_i$  was chosen. It follows that there exists a polynomial  $f_2 \in F_N$  such that  $\text{LM}(f_2) \mid_I \text{LM}(f_1)x_{j_1}$  with respect to  $F_N$ . If  $\text{LM}(f_2) \mid_I g$  with respect to  $F_N$ , then we are done. Otherwise we iterate ( $\text{LM}(f_1)x_{j_1} = \text{LM}(f_2)u_2$  for some monomial  $u_2$  containing at least one variable  $x_{j_2} \notin \mathcal{M}_I(f_2, F_N)$ ...) to obtain the sequence  $(f_1, f_2, f_3, \dots)$  of polynomials, where the lead monomial of each element in the sequence divides  $g$  and  $\text{LM}(f_{k+1}) \mid_I \text{LM}(f_k)x_{j_k}$  with respect to  $F_N$  for all  $k \geq 1$ . Because  $I$  is continuous, this sequence must be finite, terminating with a polynomial  $f_k \in F_N$  (for some  $k \geq 1$ ) such that  $f_k \mid_I g$  with respect to  $F_N$ .  $\square$

It follows that during the  $N$ -th iteration of the algorithm, a polynomial is added to the current basis  $F_N$  whose lead monomial is a member of the Involutive Basis  $G_N$ . By induction, every step of the algorithm after the  $N$ -th step also adds a polynomial to the current basis whose lead monomial is a member of  $G_N$ . Because  $G_N$  is a finite set, after a finite number of steps the basis  $\text{LM}(F_k)$  (for some  $k \geq N$ ) will contain all the elements of  $G_N$ . We can therefore deduce that  $\text{LM}(F_k) = G_N$ ; it follows that  $\text{LM}(F_k)$  is an Involutive Basis, and so  $F_k$  is also an Involutive Basis.  $\square$

**Theorem 4.4.9** *Every Involutive Basis is a Gröbner Basis.*

**Proof:** Let  $G = \{g_1, \dots, g_m\}$  be an Involutive Basis with respect to some involutive division  $I$  and some admissible monomial ordering  $O$ , where each  $g_i \in G$  (for all  $1 \leq i \leq m$ ) is a member of the polynomial ring  $R[x_1, \dots, x_n]$ . To prove that  $G$  is a Gröbner Basis, we must show that all S-polynomials

$$\text{S-pol}(g_i, g_j) = \frac{\text{lcm}(\text{LM}(g_i), \text{LM}(g_j))}{\text{LT}(g_i)}g_i - \frac{\text{lcm}(\text{LM}(g_i), \text{LM}(g_j))}{\text{LT}(g_j)}g_j$$

conventionally reduce to zero using  $G$  ( $1 \leq i, j \leq m$ ,  $i \neq j$ ). Because  $G$  is an Involutive Basis, it is clear that  $\frac{\text{lcm}(\text{LM}(g_i), \text{LM}(g_j))}{\text{LT}(g_i)}g_i \xrightarrow{I}_G 0$  and  $\frac{\text{lcm}(\text{LM}(g_i), \text{LM}(g_j))}{\text{LT}(g_j)}g_j \xrightarrow{I}_G 0$ . By Proposition 4.2.4, it follows that  $\text{S-pol}(g_i, g_j) \xrightarrow{I}_G 0$ . But every involutive reduction is a conventional reduction, so we can deduce that  $\text{S-pol}(g_i, g_j) \rightarrow_G 0$  as required.  $\square$

**Lemma 4.4.10** *Remainders are involutively unique with respect to Involutive Bases.*

**Proof:** Given an Involutive Basis  $G$  with respect to some involutive division  $I$  and some admissible monomial ordering  $O$ , Theorem 4.4.9 tells us that  $G$  is a Gröbner Basis with respect to  $O$  and thus remainders are conventionally unique with respect to  $G$ . To prove that remainders are involutively unique with respect to  $G$ , we must show that the conventional and involutive remainders of an arbitrary polynomial  $p$  with respect to  $G$  are identical. For this it is sufficient to show that a polynomial  $p$  is conventionally reducible by  $G$  if and only if it is involutively reducible by  $G$ . ( $\Rightarrow$ ) Trivial as every involutive reduction is a conventional reduction. ( $\Leftarrow$ ) If a polynomial  $p$  is conventionally reducible by a polynomial  $g \in G$ , it follows that  $\text{LM}(p) = \text{LM}(g)u$  for some monomial  $u$ . But  $G$  is an Involutive Basis, so there must exist a polynomial  $g' \in G$  such that  $\text{LM}(g)u = \text{LM}(g')u'$  for some monomial  $u'$  that is multiplicative (over  $G$ ) for  $g'$ . Thus  $p$  is also involutively reducible by  $G$ .  $\square$

**Example 4.4.11** Let us return to our favourite example of an ideal  $J$  generated by the set of polynomials  $F := \{f_1, f_2\} = \{x^2 - 2xy + 3, 2xy + y^2 + 5\}$  over the polynomial ring  $\mathbb{Q}[x, y, z]$ . To compute an Involutive Basis for  $F$  with respect to the DegLex monomial ordering and the Janet involutive division  $\mathcal{J}$ , we apply Algorithm 9 to  $F$ , in which the first task is to autoreduce  $F$ . This produces the set  $F = \{f_2, f_3\} = \{2xy + y^2 + 5, x^2 + y^2 + 8\}$  as output (because  $f_1 = x^2 - 2xy + 3 \xrightarrow{\mathcal{J}}_{f_2} x^2 + y^2 + 8 =: f_3$  and  $f_2$  is involutively irreducible with respect to  $f_3$ ), with multiplicative variables as shown below.



| Polynomial            | $\mathcal{M}_{\mathcal{J}}(f_i, F)$ |
|-----------------------|-------------------------------------|
| $f_2 = 2xy + y^2 + 5$ | $\{x, y\}$                          |
| $f_3 = x^2 + y^2 + 8$ | $\{x\}$                             |

The first set of prolongations of elements of  $F$  is the set  $S = \{f_3y\} = \{x^2y + y^3 + 8y\}$ . As this set only has one element, it is clear that on entering the second while loop of the algorithm, we must remove the polynomial  $s = x^2y + y^3 + 8y$  from  $S$  and involutively reduce  $s$  with respect to  $F$  to give the polynomial  $s' = \frac{5}{4}y^3 - \frac{5}{2}x + \frac{37}{4}y$  as follows.

$$\begin{aligned}
s = x^2y + y^3 + 8y &\xrightarrow{\mathcal{J}_{f_2}} x^2y + y^3 + 8y - \frac{1}{2}x(2xy + y^2 + 5) \\
&= -\frac{1}{2}xy^2 + y^3 - \frac{5}{2}x + 8y \\
&\xrightarrow{\mathcal{J}_{f_2}} -\frac{1}{2}xy^2 + y^3 - \frac{5}{2}x + 8y + \frac{1}{4}y(2xy + y^2 + 5) \\
&= \frac{5}{4}y^3 - \frac{5}{2}x + \frac{37}{4}y = s' =: f_4.
\end{aligned}$$

As the prolongation did not involutively reduce to zero, we exit from the second while loop of the algorithm and proceed by autoreducing the set  $F \cup \{f_4\} = \{2xy + y^2 + 5, x^2 + y^2 + 8, \frac{5}{4}y^3 - \frac{5}{2}x + \frac{37}{4}y\}$ . This process does not alter the set, so now we consider the prolongations of the three element set  $F = \{f_2, f_3, f_4\}$ .

| Polynomial                                            | $\mathcal{M}_{\mathcal{J}}(f_i, F)$ |
|-------------------------------------------------------|-------------------------------------|
| $f_2 = 2xy + y^2 + 5$                                 | $\{x\}$                             |
| $f_3 = x^2 + y^2 + 8$                                 | $\{x\}$                             |
| $f_4 = \frac{5}{4}y^3 - \frac{5}{2}x + \frac{37}{4}y$ | $\{x, y\}$                          |

We see that there are 2 prolongations to consider, so that  $S = \{f_2y, f_3y\} = \{2xy^2 + y^3 + 5y, x^2y + y^3 + 8y\}$ . As  $xy^2 < x^2y$  in the DegLex monomial ordering, we must consider the prolongation  $f_2y$  first.

$$\begin{aligned}
f_2y = 2xy^2 + y^3 + 5y &\xrightarrow{\mathcal{J}_{f_4}} 2xy^2 + y^3 + 5y - \frac{4}{5} \left( \frac{5}{4}y^3 - \frac{5}{2}x + \frac{37}{4}y \right) \\
&= 2xy^2 + 2x - \frac{12}{5}y =: f_5.
\end{aligned}$$

As before, the prolongation did not involutively reduce to zero, so now we autoreduce the set  $F \cup \{f_5\} = \{2xy + y^2 + 5, x^2 + y^2 + 8, \frac{5}{4}y^3 - \frac{5}{2}x + \frac{37}{4}y, 2xy^2 + 2x - \frac{12}{5}y\}$ . Again this leaves the set unchanged, so we proceed with the set  $F = \{f_2, f_3, f_4, f_5\}$ .

| Polynomial                                            | $\mathcal{M}_{\mathcal{J}}(f_i, F)$ |
|-------------------------------------------------------|-------------------------------------|
| $f_2 = 2xy + y^2 + 5$                                 | $\{x\}$                             |
| $f_3 = x^2 + y^2 + 8$                                 | $\{x\}$                             |
| $f_4 = \frac{5}{4}y^3 - \frac{5}{2}x + \frac{37}{4}y$ | $\{x, y\}$                          |
| $f_5 = 2xy^2 + 2x - \frac{12}{5}y$                    | $\{x\}$                             |

This time,  $S = \{f_2y, f_3y, f_5y\} = \{2xy^2 + y^3 + 5y, x^2y + y^3 + 8y, 2xy^3 + 2xy - \frac{12}{5}y^2\}$ , and we must consider the prolongation  $f_2y$  first.

$$\begin{aligned}
f_2y = 2xy^2 + y^3 + 5y &\xrightarrow{\mathcal{J}_{f_5}} 2xy^2 + y^3 + 5y - \left(2xy^2 + 2x - \frac{12}{5}y\right) \\
&= y^3 - 2x + \frac{37}{5}y \\
&\xrightarrow{\mathcal{J}_{f_4}} y^3 - 2x + \frac{37}{5}y - \frac{4}{5} \left(\frac{5}{4}y^3 - \frac{5}{2}x + \frac{37}{4}y\right) \\
&= 0.
\end{aligned}$$

Because the prolongation involutively reduced to zero, we move on to look at the next prolongation  $f_3y$  (which comes from the revised set  $S = \{f_3y, f_5y\} = \{x^2y + y^3 + 8y, 2xy^3 + 2xy - \frac{12}{5}y^2\}$ ).

$$\begin{aligned}
f_3y = x^2y + y^3 + 8y &\xrightarrow{\mathcal{J}_{f_2}} x^2y + y^3 + 8y - \frac{1}{2}x(2xy + y^2 + 5) \\
&= -\frac{1}{2}xy^2 + y^3 - \frac{5}{2}x + 8y \\
&\xrightarrow{\mathcal{J}_{f_5}} -\frac{1}{2}xy^2 + y^3 - \frac{5}{2}x + 8y + \frac{1}{4} \left(2xy^2 + 2x - \frac{12}{5}y\right) \\
&= y^3 - 2x + \frac{37}{5}y \\
&\xrightarrow{\mathcal{J}_{f_4}} y^3 - 2x + \frac{37}{5}y - \frac{4}{5} \left(\frac{5}{4}y^3 - \frac{5}{2}x + \frac{37}{4}y\right) \\
&= 0.
\end{aligned}$$

Finally, we look at the prolongation  $f_5y$  from the set  $S = \{2xy^3 + 2xy - \frac{12}{5}y^2\}$ .

$$\begin{aligned}
f_5y = 2xy^3 + 2xy - \frac{12}{5}y^2 &\xrightarrow{\mathcal{J}_{f_4}} 2xy^3 + 2xy - \frac{12}{5}y^2 - \frac{8}{5}x \left( \frac{5}{4}y^3 - \frac{5}{2}x + \frac{37}{4}y \right) \\
&= 4x^2 - \frac{64}{5}xy - \frac{12}{5}y^2 \\
&\xrightarrow{\mathcal{J}_{f_3}} 4x^2 - \frac{64}{5}xy - \frac{12}{5}y^2 - 4(x^2 + y^2 + 8) \\
&= -\frac{64}{5}xy - \frac{32}{5}y^2 - 32 \\
&\xrightarrow{\mathcal{J}_{f_2}} -\frac{64}{5}xy - \frac{32}{5}y^2 - 32 + \frac{32}{5}(2xy + y^2 + 5) \\
&= 0.
\end{aligned}$$

Because this prolongation also involutively reduced to zero using  $F$ , we are left with  $S = \emptyset$ , which means that the algorithm now terminates with the Janet Involutive Basis  $G = \{2xy + y^2 + 5, x^2 + y^2 + 8, \frac{5}{4}y^3 - \frac{5}{2}x + \frac{37}{4}y, 2xy^2 + 2x - \frac{12}{5}y\}$  as output.

## 4.5 Improvements to the Involutive Basis Algorithm

### 4.5.1 Improved Algorithms

In [58], Zharkov and Blinkov introduced an algorithm for computing an Involutive Basis and proved its termination for zero-dimensional ideals. This work led other researchers to produce improved versions of the algorithm (see for example [4], [13], [23], [26], [27] and [28]); improvements made to the algorithm include the introduction of selection strategies (which, as we have seen in the proof of Proposition 4.4.8, are crucial for proving the termination of the algorithm in general), and the introduction of criteria (analogous to Buchberger's criteria) allowing the *a priori* detection of prolongations that involutively reduce to zero.

### 4.5.2 Homogeneous Involutive Bases

When computing an Involutive Basis, a prolongation of a homogeneous polynomial is another homogeneous polynomial, and the involutive reduction of a homogeneous polynomial by a set of homogeneous polynomials yields another homogeneous polynomial. It would therefore be entirely feasible for a program computing Involutive Bases for ho-

mogeneous input bases to take advantage of the properties of homogeneous polynomial arithmetic.

It would also be desirable to be able to use such a program on input bases containing non-homogeneous polynomials. The natural way to do this would be to modify the procedure outlined in Definition 2.5.7 by replacing every occurrence of the phrase “a Gröbner Basis” by the phrase “an Involutive Basis”, thus creating the following definition.

**Definition 4.5.1** Let  $F = \{f_1, \dots, f_m\}$  be a non-homogeneous set of polynomials. To compute an Involutive Basis for  $F$  using a program that only accepts sets of homogeneous polynomials as input, we proceed as follows.

- (a) Construct a homogeneous set of polynomials  $F' = \{h(f_1), \dots, h(f_m)\}$ .
- (b) Compute an Involutive Basis  $G'$  for  $F'$ .
- (c) Dehomogenise each polynomial  $g' \in G'$  to obtain a set of polynomials  $G$ .

Ideally, we would like to say that  $G$  is always an Involutive Basis for  $F$  as long as the monomial ordering used is extendible, mirroring the conclusion reached in Definition 2.5.7. However, we will only prove the validity of this statement in the case that the set  $G$  is autoreduced, and also only for certain combinations of monomial orderings and involutive divisions — all combinations will not work, as the following example demonstrates.

**Example 4.5.2** Let  $F := \{x_1^2 + x_2^3, x_1 + x_3^3\}$  be a basis generating an ideal  $J$  over the polynomial ring  $\mathbb{Q}[x_1, x_2, x_3]$ , and let the monomial ordering be Lex. Computing an Involutive Basis for  $F$  with respect to the Janet involutive division using Algorithm 9, we obtain the set  $G := \{x_2^3 + x_3^6, x_1x_2^2 + x_2^2x_3^3, x_1x_2 + x_2x_3^3, x_1^2 - x_3^6, x_1 + x_3^3\}$ .

Taking the homogeneous route, we can homogenise  $F$  (with respect to Lex) to obtain the set  $F' := \{x_1^2y + x_2^3, x_1y^2 + x_3^3\}$  over the polynomial ring  $\mathbb{Q}[x_1, x_2, x_3, y]$ . Computing an Involutive Basis for  $F'$  with respect to the Janet involutive division, we obtain the set  $G' := \{x_2^3y^3 + x_3^6, x_1x_2^2y^3 + x_2^2x_3^3y, x_1x_2y^3 + x_2x_3^3y, x_1y^3 + x_3^3y, x_1y^2 + x_3^3, x_1x_3^3y - x_2^3y^2, x_1^2x_3^2y + x_2^3x_3^2, x_1^2x_3y + x_2^3x_3, x_1^2y + x_2^3, x_1x_3^3 - x_2^3y\}$ . Finally, if we dehomogenise  $G'$ , we obtain the set  $H := \{x_2^3 + x_3^6, x_1x_2^2 + x_2^2x_3^3, x_1x_2 + x_2x_3^3, x_1 + x_3^3, x_1x_3^3 - x_2^3, x_1^2x_3^2 + x_2^3x_3^2, x_1^2x_3 + x_2^3x_3, x_1^2 + x_2^3\}$ ; however this set is not a Janet Involutive Basis for  $F$ , as can be verified by checking that (with respect to  $H$ ) the variable  $x_3$  is nonmultiplicative for the polynomial  $x_2^3 + x_3^6$ , and

the prolongation of the polynomial  $x_2^3 + x_3^6$  by the variable  $x_3$  is involutively irreducible with respect to  $H$ .

The reason why  $H$  is not an Involutive Basis for  $J$  in the above example is that the Janet multiplicative variables for the set  $G'$  do not correspond to the Janet multiplicative variables for the set  $H = d(G')$ . This means that we cannot use the fact that all prolongations of elements of  $G'$  involutively reduce to zero using  $G'$  to deduce that all prolongations of elements of  $H$  involutively reduce to zero using  $H$ . To do this, our involutive division must satisfy the following additional property, which ensures that the multiplicative variables of  $G'$  and  $d(G')$  do correspond to each other.

**Definition 4.5.3** Let  $O$  be a fixed extendible monomial ordering. An involutive division  $I$  is *extendible with respect to  $O$*  if, given any set of polynomials  $P$ , we have

$$\mathcal{M}_I(p, P) \setminus \{y\} = \mathcal{M}_I(d(p), d(P))$$

for all  $p \in P$ , where  $y$  is the homogenising variable.

In Section 2.5.2, we saw that of the monomial orderings defined in Section 1.2.1, only Lex, InvLex and DegRevLex are extendible. Let us now consider which involutive divisions are extendible with respect to these three monomial orderings.

**Proposition 4.5.4** *The Thomas involutive division is extendible with respect to Lex, InvLex and DegRevLex.*

**Proof:** Let  $P$  be an arbitrary set of polynomials over a polynomial ring containing variables  $x_1, \dots, x_n$  and a homogenising variable  $y$ . Because the Thomas involutive division decides whether a variable  $x_i$  (for  $1 \leq i \leq n$ ) is multiplicative for a polynomial  $p \in P$  independent of the variable  $y$ , it is clear that  $x_i$  is multiplicative for  $p$  if and only if  $x_i$  is multiplicative for  $d(p)$  with respect to any of the monomial orderings Lex, InvLex and DegRevLex. It follows that  $\mathcal{M}_T(p, P) \setminus \{y\} = \mathcal{M}_T(d(p), d(P))$  as required.  $\square$

**Proposition 4.5.5** *The Pommaret involutive division is extendible with respect to Lex and DegRevLex.*

**Proof:** Let  $p$  be an arbitrary polynomial over a polynomial ring containing variables  $x_1, \dots, x_n$  and a homogenising variable  $y$ . Because we are using either the Lex or the

DegRevLex monomial orderings, the variable  $y$  must be lexicographically less than any of the variables  $x_1, \dots, x_n$ , and so we can state (without loss of generality) that  $p$  belongs to the polynomial ring  $R[x_1, \dots, x_n, y]$ . Let  $(e^1, e^2, \dots, e^n, e^{n+1})$  be the multidegree corresponding to the monomial  $\text{LM}(p)$ , and let  $1 \leq i \leq n+1$  be the smallest integer such that  $e^i > 0$ .

If  $i = n+1$ , then the variables  $x_1, \dots, x_n$  will all be multiplicative for  $p$ . But then  $d(p)$  will be a constant, so that the variables  $x_1, \dots, x_n$  will also all be multiplicative for  $d(p)$ .

If  $i \leq n$ , then the variables  $x_1, \dots, x_i$  will all be multiplicative for  $p$ . But because  $y$  is the smallest variable, it is clear that  $i$  will also be the smallest integer such that  $f^i > 0$ , where  $(f^1, f^2, \dots, f^n)$  is the multidegree corresponding to the monomial  $\text{LM}(d(p))$ . It follows that the variables  $x_1, \dots, x_i$  will also all be multiplicative for  $d(p)$ , and so we can conclude that  $\mathcal{M}_{\mathcal{P}}(p, P) \setminus \{y\} = \mathcal{M}_{\mathcal{P}}(d(p), d(P))$  as required.  $\square$

**Proposition 4.5.6** *The Pommaret involutive division is not extendible with respect to InvLex.*

**Proof:** Let  $p := yx_2 + x_1^2$  be a polynomial over the polynomial ring  $\mathbb{Q}[y, x_1, x_2]$ , where  $y$  is the homogenising variable (which must be greater than all other variables in order for InvLex to be extendible). As  $\text{LM}(p) = yx_2$  with respect to InvLex, it follows that  $\mathcal{M}_{\mathcal{P}}(p) = \{y\}$ . Further, as  $\text{LM}(d(p)) = \text{LM}(x_2 + x_1^2) = x_2$  with respect to InvLex, it follows that  $\mathcal{M}_{\mathcal{P}}(d(p)) = \{x_1, x_2\}$ . We can now deduce that the Pommaret involutive division is not extendible with respect to InvLex, as  $\mathcal{M}_{\mathcal{P}}(p) \setminus \{y\} \neq \mathcal{M}_{\mathcal{P}}(d(p))$ , or  $\emptyset \neq \{x_1, x_2\}$ .  $\square$

**Proposition 4.5.7** *The Janet involutive division is extendible with respect to InvLex.*

**Proof:** Let  $P$  be an arbitrary set of polynomials over a polynomial ring containing variables  $x_1, \dots, x_n$  and a homogenising variable  $y$ . Because we are using the InvLex monomial ordering, the variable  $y$  must be lexicographically greater than any of the variables  $x_1, \dots, x_n$ , and so we can state (without loss of generality) that  $p$  belongs to the polynomial ring  $R[y, x_1, \dots, x_n]$ . But the Janet involutive division will then decide whether a variable  $x_i$  (for  $1 \leq i \leq n$ ) is multiplicative for a polynomial  $p \in P$  independent of the variable  $y$ , so it is clear that  $x_i$  is multiplicative for  $p$  if and only if  $x_i$  is multiplicative for  $d(p)$ , and so (with respect to InvLex)  $\mathcal{M}_{\mathcal{J}}(p, P) \setminus \{y\} = \mathcal{M}_{\mathcal{J}}(d(p), d(P))$  as required.  $\square$

**Proposition 4.5.8** *The Janet involutive division is not extendible with respect to Lex or DegRevLex.*

**Proof:** Let  $U := \{x_1^2y, x_1y^2\}$  be a set of monomials over the polynomial ring  $\mathbb{Q}[x_1, y]$ , where  $y$  is the homogenising variable (which must be less than  $x_1$  in order for Lex and DegRevLex to be extendible). The Janet multiplicative variables for  $U$  (with respect to Lex and DegRevLex) are shown in the table below.

| $u$      | $\mathcal{M}_{\mathcal{J}}(u, U)$ |
|----------|-----------------------------------|
| $x_1^2y$ | $\{x_1\}$                         |
| $x_1y^2$ | $\{x_1, y\}$                      |

When we dehomogenise  $U$  with respect to  $y$ , we obtain the set  $d(U) := \{x_1^2, x_1\}$  with multiplicative variables as follows.

| $d(u)$  | $\mathcal{M}_{\mathcal{J}}(d(u), d(U))$ |
|---------|-----------------------------------------|
| $x_1^2$ | $\{x_1\}$                               |
| $x_1$   | $\emptyset$                             |

It is now clear that Janet is not an extendible involutive division with respect to Lex or DegRevLex, as  $\mathcal{M}_{\mathcal{J}}(x_1y^2, U) \setminus \{y\} \neq \mathcal{M}_{\mathcal{J}}(x_1, d(U))$ , or  $\{x_1\} \neq \emptyset$ .  $\square$

**Proposition 4.5.9** *Let  $G'$  be a set of polynomials over a polynomial ring containing variables  $x_1, \dots, x_n$  and a homogenising variable  $y$ . If (i)  $G'$  is an Involutive Basis with respect to some extendible monomial ordering  $O$  and some involutive division  $I$  that is extendible with respect to  $O$ ; and (ii)  $d(G')$  is an autoreduced set, then  $d(G')$  is an Involutive Basis with respect to  $O$  and  $I$ .*

**Proof:** By Definition 4.2.7, we can show that  $d(G')$  is an Involutive Basis with respect to  $O$  and  $I$  by showing that any multiple  $d(g')t$  of any polynomial  $d(g') \in d(G')$  by any term  $t$  involutively reduces to zero using  $d(G')$ . Because  $G'$  is an Involutive Basis with respect to  $O$  and  $I$ , the polynomial  $g't$  involutively reduces to zero using  $G'$  by the series of involutive reductions

$$g't \xrightarrow{I, g'_{\alpha_1}} h_1 \xrightarrow{I, g'_{\alpha_2}} h_2 \xrightarrow{I, g'_{\alpha_3}} \dots \xrightarrow{I, g'_{\alpha_A}} 0,$$

where  $g'_{\alpha_i} \in G'$  for all  $1 \leq i \leq A$ .

**Claim:** The polynomial  $d(g')t$  involutively reduces to zero using  $d(G')$  by the series of involutive reductions

$$d(g')t \xrightarrow{I d(g'_{\alpha_1})} d(h_1) \xrightarrow{I d(g'_{\alpha_2})} d(h_2) \xrightarrow{I d(g'_{\alpha_3})} \dots \xrightarrow{I d(g'_{\alpha_A})} 0,$$

where  $d(g'_{\alpha_i}) \in d(G')$  for all  $1 \leq i \leq A$ .

**Proof of Claim:** It is clear that if a polynomial  $g'_j \in G'$  involutively reduces a polynomial  $h$ , then the polynomial  $d(g'_j) \in d(G')$  will always conventionally reduce the polynomial  $d(h)$ . Further, knowing that  $I$  is extendible with respect to  $O$ , we can state that  $d(g'_j)$  will also always involutively reduce  $d(h)$ . The result now follows by noticing that  $d(G')$  is autoreduced, so that  $d(g'_j)$  is the only possible involutive divisor of  $d(h)$ , and hence the above series of involutive reductions is the only possible way of involutively reducing the polynomial  $d(g')t$ .  $\square$

**Open Question 1** If the set  $G$  returned by the procedure outlined in Definition 4.5.1 is not autoreduced, under what circumstances does autoreducing  $G$  result in obtaining a set that is an Involutive Basis for the ideal generated by  $F$ ?

Let us now consider two examples illustrating that the set  $G$  returned by the procedure outlined in Definition 4.5.1 may or may not be autoreduced.

**Example 4.5.10** Let  $F := \{2x_1x_2 + x_1^2 + 5, x_2^2 + x_1 + 8\}$  be a basis generating an ideal  $J$  over the polynomial ring  $\mathbb{Q}[x_1, x_2]$ , and let the monomial ordering be InvLex. Ordinarily, we can compute an Involutive Basis  $G := \{x_2^2 + x_1 + 8, 2x_1x_2 + x_1^2 + 5, 10x_2 - x_1^3 - 4x_1^2 - 37x_1, x_1^4 + 4x_1^3 + 42x_1^2 + 25\}$  for  $F$  with respect to the Janet involutive division by using Algorithm 9.

Taking the homogeneous route (using Definition 4.5.1), we can homogenise  $F$  to obtain the basis  $F' := \{2x_1x_2 + x_1^2 + 5y^2, x_2^2 + yx_1 + 8y^2\}$  over the polynomial ring  $\mathbb{Q}[y, x_1, x_2]$ , where  $y$  is the homogenising variable (which must be greater than all other variables). Computing an Involutive Basis for the set  $F'$  with respect to the Janet involutive division using Algorithm 9, we obtain the basis  $G' := \{x_2^2 + yx_1 + 8y^2, 2x_1x_2 + x_1^2 + 5y^2, 10y^2x_2 - x_1^3 - 4yx_1^2 - 37y^2x_1, x_1^4 + 4yx_1^3 + 42y^2x_1^2 + 25y^4\}$ . When we dehomogenise this basis, we obtain the set  $d(G') := \{x_2^2 + x_1 + 8, 2x_1x_2 + x_1^2 + 5, 10x_2 - x_1^3 - 4x_1^2 - 37x_1, x_1^4 + 4x_1^3 + 42x_1^2 + 25\}$ .



It is now clear that the set  $d(G')$  is autoreduced (and hence  $d(G')$  is an Involutive Basis for  $J$ ) because  $d(G') = G$ .

**Example 4.5.11** Let  $F := \{x_2^2 + 2x_1x_2 + 5, x_2 + x_1^2 + 8\}$  be a basis generating an ideal  $J$  over the polynomial ring  $\mathbb{Q}[x_1, x_2]$ , and let the monomial ordering be InvLex. Ordinarily, we can compute an Involutive Basis  $G := \{x_2^2 - 2x_1^3 - 16x_1 + 5, x_2 + x_1^2 + 8, x_1^4 - 2x_1^3 + 16x_1^2 - 16x_1 + 69\}$  for  $F$  with respect to the Janet involutive division by using Algorithm 9.

Taking the homogeneous route (using Definition 4.5.1), we can homogenise  $F$  to obtain the basis  $F' := \{x_2^2 + 2x_1x_2 + 5y^2, yx_2 + x_1^2 + 8y^2\}$  over the polynomial ring  $\mathbb{Q}[y, x_1, x_2]$ , where  $y$  is the homogenising variable (which must be greater than all other variables). Computing an Involutive Basis for the set  $F'$  with respect to the Janet involutive division using Algorithm 9, we obtain the basis  $G' := \{x_2^2 + 2x_1x_2 + 5y^2, x_1^2x_2 + 2x_1^3 - 8yx_1^2 + 16y^2x_1 - 69y^3, yx_1x_2 + x_1^3 + 8y^2x_1, yx_2 + x_1^2 + 8y^2, x_1^4 - 2yx_1^3 + 16y^2x_1^2 - 16y^3x_1 + 69y^4\}$ . When we dehomogenise this basis, we obtain the set  $d(G') := \{x_2^2 + 2x_1x_2 + 5, x_1^2x_2 + 2x_1^3 - 8x_1^2 + 16x_1 - 69, x_1x_2 + x_1^3 + 8x_1, x_2 + x_1^2 + 8, x_1^4 - 2x_1^3 + 16x_1^2 - 16x_1 + 69\}$ . This time however, because the set  $d(G')$  is not autoreduced (the polynomial  $x_1x_2 + x_1^3 + 8x_1 \in d(G')$  can involutively reduce the second term of the polynomial  $x_2^2 + 2x_1x_2 + 5 \in d(G')$ ), we cannot deduce that  $d(G')$  is an Involutive Basis for  $J$ .

**Remark 4.5.12** Although the set  $G$  returned by the procedure outlined in Definition 4.5.1 may not always be an Involutive Basis for the ideal generated by  $F$ , because the set  $G'$  will always be an Involutive Basis (and hence also a Gröbner Basis), we can state that  $G$  will always be a Gröbner Basis for the ideal generated by  $F$  (cf. Definition 2.5.7).

### 4.5.3 Logged Involutive Bases

Just as a Logged Gröbner Basis expresses each member of the Gröbner Basis in terms of members of the original basis from which the Gröbner Basis was computed, a Logged Involutive Basis expresses each member of the Involutive Basis in terms of members of the original basis from which the Involutive Basis was computed.

**Definition 4.5.13** Let  $G = \{g_1, \dots, g_p\}$  be an Involutive Basis computed from an initial basis  $F = \{f_1, \dots, f_m\}$ . We say that  $G$  is a *Logged Involutive Basis* if, for each  $g_i \in G$ ,

we have an explicit expression of the form

$$g_i = \sum_{\alpha=1}^{\beta} t_{\alpha} f_{k_{\alpha}},$$

where the  $t_{\alpha}$  are terms and  $f_{k_{\alpha}} \in F$  for all  $1 \leq \alpha \leq \beta$ .

**Proposition 4.5.14** *Given a finite basis  $F = \{f_1, \dots, f_m\}$ , it is always possible to compute a Logged Involutive Basis for  $F$ .*

**Proof:** Let  $G = \{g_1, \dots, g_p\}$  be an Involutive Basis computed from the initial basis  $F = \{f_1, \dots, f_m\}$  using Algorithm 9 (where  $f_i \in R[x_1, \dots, x_n]$  for all  $f_i \in F$ ). If an arbitrary  $g_i \in G$  is not a member of the original basis  $F$ , then either  $g_i$  is an involutively reduced prolongation, or  $g_i$  is obtained through the process of autoreduction. In the former case, we can express  $g_i$  in terms of members of  $F$  by substitution because

$$g_i = hx_j - \sum_{\alpha=1}^{\beta} t_{\alpha} h_{k_{\alpha}}$$

for a variable  $x_j$ ; terms  $t_{\alpha}$  and polynomials  $h$  and  $h_{k_{\alpha}}$  which we already know how to express in terms of members of  $F$ . In the latter case,

$$g_i = h - \sum_{\alpha=1}^{\beta} t_{\alpha} h_{k_{\alpha}}$$

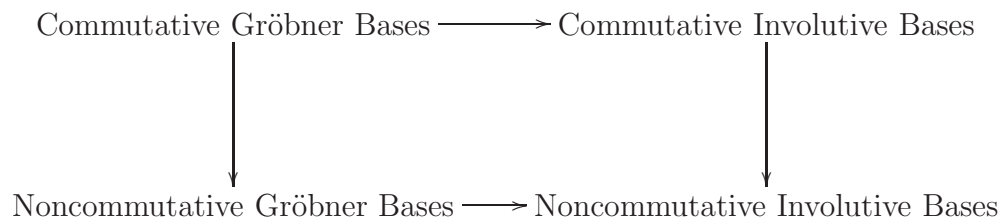
for terms  $t_{\alpha}$  and polynomials  $h$  and  $h_{k_{\alpha}}$  which we already know how to express in terms of members of  $F$ , so it follows that we can again express  $g_i$  in terms of members of  $F$ .  $\square$

# Chapter 5

## Noncommutative Involutive Bases

In the previous chapter, we introduced the theory of commutative Involutive Bases and saw that such bases are always commutative Gröbner Bases with extra structure. In this chapter, we will follow a similar path, in that we will define an algorithm to compute a *noncommutative Involutive Basis* that will serve as an alternative method of obtaining a noncommutative Gröbner Basis, and the noncommutative Gröbner Bases we will obtain will also have some extra structure.

As illustrated by the diagram shown below, the theory of noncommutative Involutive Bases will draw upon all the theory that has come before in this thesis, and as a consequence will inherit many of the restrictions imposed by this theory. For example, our noncommutative Involutive Basis algorithm will not be guaranteed to terminate precisely because we are working in a noncommutative setting, and noncommutative involutive divisions will have properties that will influence the correctness and termination of the algorithm.



## 5.1 Noncommutative Involutive Reduction

Recall that in a commutative polynomial ring, a monomial  $u_2$  is an involutive divisor of a monomial  $u_1$  if  $u_1 = u_2u_3$  for some monomial  $u_3$  and all variables in  $u_3$  are multiplicative for  $u_2$ . In other words, we are able to form  $u_1$  from  $u_2$  by multiplying  $u_2$  with multiplicative variables.

In a noncommutative polynomial ring, an involutive division will again induce a restricted form of division. However, because left and right multiplication are separate processes in noncommutative polynomial rings, we will require the notion of *left* and *right multiplicative* variables in order to determine whether a conventional divisor is an involutive divisor, so that (intuitively) a monomial  $u_2$  will involutively divide a monomial  $u_1$  if we are able to form  $u_1$  from  $u_2$  by multiplying  $u_2$  on the left with left multiplicative variables and on the right by right multiplicative variables.

More formally, let  $u_1$  and  $u_2$  be two monomials over a noncommutative polynomial ring, and assume that  $u_1$  is a conventional divisor of  $u_2$ , so that  $u_1 = u_3u_2u_4$  for some monomials  $u_3$  and  $u_4$ . Assume that an arbitrary noncommutative involutive division  $I$  partitions the variables in the polynomial ring into sets of *left multiplicative* and *left nonmultiplicative* variables for  $u_2$ , and also partitions the variables in the polynomial ring into sets of *right multiplicative* and *right nonmultiplicative* variables for  $u_2$ . Let us now define two methods of deciding whether  $u_2$  is an *involutive* divisor of  $u_1$  (written  $u_2 \mid_I u_1$ ), the first of which will depend only on the *first* variable we multiply  $u_2$  with on the left and on the right in order to form  $u_1$ , and the second of which will depend on *all* the variables we multiply  $u_2$  with in order to form  $u_1$ .

**Definition 5.1.1** Let  $u_1 = u_3u_2u_4$ , and let  $I$  be defined as in the previous paragraph.

- **(Thin Divisor)**  $u_2 \mid_I u_1$  if the variable  $\text{Suffix}(u_3, 1)$  (if it exists) is in the set of left multiplicative variables for  $u_2$ , and the variable  $\text{Prefix}(u_4, 1)$  (again if it exists) is in the set of right multiplicative variables for  $u_2$ .
- **(Thick Divisor)**  $u_2 \mid_I u_1$  if all the variables in  $u_3$  are in the set of left multiplicative variables for  $u_2$ , and all the variables in  $u_4$  are in the set of right multiplicative variables for  $u_2$ .

**Remark 5.1.2** We introduce two methods for determining whether a conventional divisor is an involutive divisor because each of the methods has its own advantages and

disadvantages. From a theoretical standpoint, using thin divisors enables us to follow the path laid down in Chapter 4, in that we are able to show that a Locally Involutive Basis is an Involutive Basis by proving that the involutive division used is continuous, something that we cannot do if thick divisors are being used. On the other hand, once we have obtained our Locally Involutive Basis, involutive reduction with respect to thick divisors is more efficient than it is with respect to thin divisors, as less work is required in order to determine whether a monomial is involutively divisible by a set of monomials. For these reasons, we will use thin divisors when presenting the theory in this chapter (hence the following definition), and will only use thick divisors when, by doing so, we are able to gain some advantage.

**Remark 5.1.3** Unless otherwise stated, from now on we will use thin divisors to determine whether a conventional divisor is an involutive divisor.

**Example 5.1.4** Let  $u_1 := xyz^2x$ ;  $u'_1 := yz^2y$  and  $u_2 := z^2$  be three monomials over the polynomial ring  $\mathcal{R} = \mathbb{Q}\langle x, y, z \rangle$ , and let an involutive division  $I$  partition the variables in  $\mathcal{R}$  into the following sets of variables for the monomial  $u_2$ : left multiplicative =  $\{x, y\}$ ; left nonmultiplicative =  $\{z\}$ ; right multiplicative =  $\{x, z\}$ ; right nonmultiplicative =  $\{y\}$ . It is true that  $u_2$  conventionally divides both monomials  $u_1$  and  $u'_1$ , but  $u_2$  only involutively divides monomial  $u_1$  as, defining  $u_3 := xy$ ;  $u_4 := x$ ;  $u'_3 = y$  and  $u'_4 = y$  (so that  $u_1 = u_3u_2u_4$  and  $u'_1 = u'_3u_2u'_4$ ), we observe that the variable  $\text{Suffix}(u_3, 1) = y$  is in the set of left multiplicative variables for  $u_2$ ; the variable  $\text{Prefix}(u_4, 1) = x$  is in the set of right multiplicative variables for  $u_2$ ; but the variable  $\text{Prefix}(u'_4, 1) = y$  is not in the set of right multiplicative variables for  $u_2$ .

Let us now formally define what is meant by a (noncommutative) involutive division.

**Definition 5.1.5** Let  $M$  denote the set of all monomials in a noncommutative polynomial ring  $\mathcal{R} = R\langle x_1, \dots, x_n \rangle$ , and let  $U \subset M$ . The involutive cone  $\mathcal{C}_I(u, U)$  of any monomial  $u \in U$  with respect to some involutive division  $I$  is defined as follows.

$$\mathcal{C}_I(u, U) = \{v_1uv_2 \text{ such that } v_1, v_2 \in M \text{ and } u \mid_I v_1uv_2\}.$$

**Definition 5.1.6** Let  $M$  denote the set of all monomials in a noncommutative polynomial ring  $\mathcal{R} = R\langle x_1, \dots, x_n \rangle$ . A *strong* involutive division  $I$  is defined on  $M$  if, given any finite set of monomials  $U \subset M$ , we can assign a set of left multiplicative variables  $\mathcal{M}_I^L(u, U) \subseteq$

$\{x_1, \dots, x_n\}$  and a set of right multiplicative variables  $\mathcal{M}_I^R(u, U) \subseteq \{x_1, \dots, x_n\}$  to any monomial  $u \in U$  such that the following three conditions are satisfied.

- If there exist two elements  $u_1, u_2 \in U$  such that  $\mathcal{C}_I(u_1, U) \cap \mathcal{C}_I(u_2, U) \neq \emptyset$ , then either  $\mathcal{C}_I(u_1, U) \subset \mathcal{C}_I(u_2, U)$  or  $\mathcal{C}_I(u_2, U) \subset \mathcal{C}_I(u_1, U)$ .
- Any monomial  $v \in \mathcal{C}_I(u, U)$  is involutively divisible by  $u$  in one way only, so that if  $u$  appears as a subword of  $v$  in more than one way, then only one of these ways allows us to deduce that  $u$  is an involutive divisor of  $v$ .
- If  $V \subset U$ , then  $\mathcal{M}_I^L(v, U) \subseteq \mathcal{M}_I^L(v, V)$  and  $\mathcal{M}_I^R(v, U) \subseteq \mathcal{M}_I^R(v, V)$  for all  $v \in V$ .

If any of the above conditions are not satisfied, the involutive division is called a *weak* involutive division.

**Remark 5.1.7** We shall refer to the three conditions of Definition 5.1.6 as (respectively) the Disjoint Cones condition, the Unique Divisor condition and the Subset condition.

**Definition 5.1.8** Given an involutive division  $I$ , the involutive span  $\mathcal{C}_I(U)$  of a set of noncommutative monomials  $U$  with respect to  $I$  is given by the expression

$$\mathcal{C}_I(U) = \bigcup_{u \in U} \mathcal{C}_I(u, U).$$

**Remark 5.1.9** The (conventional) span of a set of noncommutative monomials  $U$  is given by the expression

$$\mathcal{C}(U) = \bigcup_{u \in U} \mathcal{C}(u, U),$$

where  $\mathcal{C}(u, U) = \{v_1 u v_2 \text{ such that } v_1, v_2 \text{ are monomials}\}$  is the (conventional) cone of a monomial  $u \in U$ .

**Definition 5.1.10** If an involutive division  $I$  determines the left and right multiplicative variables for a monomial  $u \in U$  independent of the set  $U$ , then  $I$  is a *global* division. Otherwise,  $I$  is a *local* division.

**Remark 5.1.11** The multiplicative variables for a set of polynomials  $P$  (whose terms are ordered by a monomial ordering  $O$ ) are determined by the multiplicative variables for the set of leading monomials  $\text{LM}(P)$ .

In Algorithm 10, we specify how to involutively divide a polynomial  $p$  with respect to a set of polynomials  $P$  using thin divisors. Note that this algorithm combines the modifications made to Algorithm 1 in Algorithms 2 and 7.

---

**Algorithm 10** The Noncommutative Involutive Division Algorithm

---

**Input:** A nonzero polynomial  $p$  and a set of nonzero polynomials  $P = \{p_1, \dots, p_m\}$  over a polynomial ring  $R\langle x_1, \dots, x_n \rangle$ ; an admissible monomial ordering  $O$ ; an involutive division  $I$ .

**Output:**  $\text{Rem}_I(p, P) := r$ , the involutive remainder of  $p$  with respect to  $P$ .

```

 $r = 0;$
while ($p \neq 0$) do
 $u = \text{LM}(p); c = \text{LC}(p); j = 1; \text{found} = \text{false};$
 while ($j \leq m$) and ($\text{found} == \text{false}$) do
 if ($\text{LM}(p_j) \mid_I u$) then
 $\text{found} = \text{true};$
 choose u_ℓ and u_r such that $u = u_\ell \text{LM}(p_j) u_r$, the variable $\text{Suffix}(u_\ell, 1)$ (if it exists)
 is left multiplicative for p_j , and the variable $\text{Prefix}(u_r, 1)$ (again if it exists) is
 right multiplicative for p_j ;
 $p = p - (c \text{LC}(p_j)^{-1}) u_\ell p_j u_r;$
 else
 $j = j + 1;$
 end if
 end while
 if ($\text{found} == \text{false}$) then
 $r = r + \text{LT}(p); p = p - \text{LT}(p);$
 end if
end while
return $r;$

```

---

**Remark 5.1.12** Continuing the convention from Algorithm 2, we will always choose the  $u_\ell$  with the smallest degree in the line ‘choose  $u_\ell$  and  $u_r$  such that...’ in Algorithm 10.

**Example 5.1.13** Let  $P := \{x^2 - 2y, xy - x, y^3 + 3\}$  be a set of polynomials over the polynomial ring  $\mathbb{Q}\langle x, y \rangle$  ordered with respect to the DegLex monomial ordering, and assume that an involutive division  $I$  assigns multiplicative variables to  $P$  as follows.

| $p$        | $\mathcal{M}_I^L(\text{LM}(p), \text{LM}(P))$ | $\mathcal{M}_I^R(\text{LM}(p), \text{LM}(P))$ |
|------------|-----------------------------------------------|-----------------------------------------------|
| $x^2 - 2y$ | $\{x, y\}$                                    | $\{x\}$                                       |
| $xy - x$   | $\{y\}$                                       | $\{x, y\}$                                    |
| $y^3 + 3$  | $\{x\}$                                       | $\emptyset$                                   |

Here is a dry run for Algorithm 10 when we involutively divide the polynomial  $p := 2x^2y^3 + yxy$  with respect to  $P$  to obtain the polynomial  $yx - 12y$ , where A; B; C and D refer to the tests  $(p \neq 0)?$ ;  $((j \leq 3) \text{ and } (\text{found} == \text{false}))?$ ;  $(\text{LM}(p_j) \mid_I u)?$  and  $(\text{found} == \text{false})?$  respectively.

| $p$             | $r$        | $u$      | $c$ | $j$ | found | $u_\ell$ | $u_r$ | A     | B     | C     | D     |
|-----------------|------------|----------|-----|-----|-------|----------|-------|-------|-------|-------|-------|
| $2x^2y^3 + yxy$ | 0          |          |     |     |       |          |       | true  |       |       |       |
|                 |            | $x^2y^3$ | 2   | 1   | false |          |       |       | true  | false |       |
|                 |            |          |     | 2   |       |          |       |       | true  | false |       |
|                 |            |          |     | 3   |       |          |       |       | true  | true  |       |
| $yxy - 6x^2$    |            |          |     |     | true  | $x^2$    | 1     |       | false |       | false |
|                 |            |          |     |     |       |          |       | true  |       |       |       |
|                 |            | $yxy$    | 1   | 1   | false |          |       |       | true  | false |       |
|                 |            |          |     | 2   |       |          |       |       | true  | true  |       |
| $-6x^2 + yx$    |            |          |     |     | true  | $y$      | 1     |       | false |       | false |
|                 |            |          |     |     |       |          |       | true  |       |       |       |
|                 |            | $x^2$    | -6  | 1   | false |          |       |       | true  | true  |       |
| $yx - 12y$      |            |          |     |     | true  | 1        | 1     |       | false |       | false |
|                 |            |          |     |     |       |          |       | true  |       |       |       |
|                 |            | $yx$     | 1   | 1   | false |          |       |       | true  | false |       |
|                 |            |          |     | 2   |       |          |       |       | true  | false |       |
|                 |            |          |     | 3   |       |          |       |       | true  | false |       |
|                 |            |          |     | 4   |       |          |       |       | false |       | true  |
| $-12y$          | $yx$       |          |     |     |       |          |       | true  |       |       |       |
|                 |            | $y$      | -12 | 1   | false |          |       |       | true  | false |       |
|                 |            |          |     | 2   |       |          |       |       | true  | false |       |
|                 |            |          |     | 3   |       |          |       |       | true  | false |       |
|                 |            |          |     | 4   |       |          |       |       | false |       | true  |
| 0               | $yx - 12y$ |          |     |     |       |          |       | false |       |       |       |



## 5.2 Prolongations and Autoreduction

Just as in the commutative case, we will compute a (noncommutative) Locally Involutive Basis by using *prolongations* and *autoreduction*, but here we have to distinguish between *left prolongations* and *right prolongations*.

**Definition 5.2.1** Given a set of polynomials  $P$ , a *left prolongation* of a polynomial  $p \in P$  is a product  $x_i p$ , where  $x_i \notin \mathcal{M}_I^L(\text{LM}(p), \text{LM}(P))$  with respect to some involutive division  $I$ ; and a *right prolongation* of a polynomial  $p \in P$  is a product  $p x_i$ , where  $x_i \notin \mathcal{M}_I^R(\text{LM}(p), \text{LM}(P))$  with respect to some involutive division  $I$ .

**Definition 5.2.2** A set of polynomials  $P$  is said to be *autoreduced* if no polynomial  $p \in P$  exists such that  $p$  contains a term which is involutively divisible (with respect to  $P$ ) by some polynomial  $p' \in P \setminus \{p\}$ .

---

### Algorithm 11 The Noncommutative Autoreduction Algorithm

---

**Input:** A set of polynomials  $P = \{p_1, p_2, \dots, p_\alpha\}$ ; an involutive division  $I$ .

**Output:** An autoreduced set of polynomials  $Q = \{q_1, q_2, \dots, q_\beta\}$ .

```

while ($\exists p_i \in P$ such that $\text{Rem}_I(p_i, P, P \setminus \{p_i\}) \neq p_i$) do
 $p'_i = \text{Rem}_I(p_i, P, P \setminus \{p_i\})$;
 $P = P \setminus \{p_i\}$;
 if ($p'_i \neq 0$) then
 $P = P \cup \{p'_i\}$;
 end if
end while
 $Q = P$;
return Q ;

```

---

**Remark 5.2.3** With respect to a strong involutive division, the involutive cones of an autoreduced set of polynomials are always disjoint.

**Remark 5.2.4** The notation  $\text{Rem}_I(p_i, P, P \setminus \{p_i\})$  used in Algorithm 11 has the same meaning as in Definition 4.2.2.

**Proposition 5.2.5** Let  $P$  be a set of polynomials over a noncommutative polynomial ring  $\mathcal{R} = R\langle x_1, \dots, x_n \rangle$ , and let  $f$  and  $g$  be two polynomials also in  $\mathcal{R}$ . If  $P$  is autoreduced with respect to a strong involutive division  $I$ , then  $\text{Rem}_I(f, P) + \text{Rem}_I(g, P) = \text{Rem}_I(f + g, P)$ .

**Proof:** Let  $f' := \text{Rem}_I(f, P)$ ;  $g' := \text{Rem}_I(g, P)$  and  $h' := \text{Rem}_I(h, P)$ , where  $h := f + g$ . Then, by the respective involutive reductions, we have expressions

$$f' = f - \sum_{a=1}^A u_a p_{\alpha_a} v_a;$$

$$g' = g - \sum_{b=1}^B u_b p_{\beta_b} v_b$$

and

$$h' = h - \sum_{c=1}^C u_c p_{\gamma_c} v_c,$$

where  $p_{\alpha_a}, p_{\beta_b}, p_{\gamma_c} \in P$  and  $u_a, v_a, u_b, v_b, u_c, v_c$  are terms such that each  $p_{\alpha_a}, p_{\beta_b}$  and  $p_{\gamma_c}$  involutively divides each  $u_a p_{\alpha_a} v_a, u_b p_{\beta_b} v_b$  and  $u_c p_{\gamma_c} v_c$  respectively.

Consider the polynomial  $h' - f' - g'$ . By the above expressions, we can deduce<sup>1</sup> that

$$h' - f' - g' = \sum_{a=1}^A u_a p_{\alpha_a} v_a + \sum_{b=1}^B u_b p_{\beta_b} v_b - \sum_{c=1}^C u_c p_{\gamma_c} v_c =: \sum_{d=1}^D u_d p_{\delta_d} v_d.$$

**Claim:**  $\text{Rem}_I(h' - f' - g', P) = 0$ .

**Proof of Claim:** Let  $t$  denote the leading term of the polynomial  $\sum_{d=1}^D u_d p_{\delta_d} v_d$ . Then  $\text{LM}(t) = \text{LM}(u_k p_{\delta_k} v_k)$  for some  $1 \leq k \leq D$  since, if not, there exists a monomial

$$\text{LM}(u_{k'} p_{\delta_{k'}} v_{k'}) = \text{LM}(u_{k''} p_{\delta_{k''}} v_{k''}) =: w$$

for some  $1 \leq k', k'' \leq D$  (with  $p_{\delta_{k'}} \neq p_{\delta_{k''}}$ ) such that  $w$  is involutively divisible by the two polynomials  $p_{\delta_{k'}}$  and  $p_{\delta_{k''}}$ , contradicting Definition 5.1.6 (recall that  $I$  is strong and  $P$  is autoreduced, so that the involutive cones of  $P$  are disjoint). It follows that we can use  $p_{\delta_k}$  to eliminate  $t$  by involutively reducing  $h' - f' - g'$  as shown below.

$$\sum_{d=1}^D u_d p_{\delta_d} v_d \xrightarrow{I, p_{\delta_k}} \sum_{d=1}^{k-1} u_d p_{\delta_d} v_d + \sum_{d=k+1}^D u_d p_{\delta_d} v_d. \quad (5.1)$$

By induction, we can apply a chain of involutive reductions to the right hand side of Equation (5.1) to obtain a zero remainder, so that  $\text{Rem}_I(h' - f' - g', P) = 0$ .  $\square$

<sup>1</sup>For  $1 \leq d \leq A$ ,  $u_d p_{\delta_d} v_d = u_a p_{\alpha_a} v_a$  ( $1 \leq a \leq A$ ); for  $A+1 \leq d \leq A+B$ ,  $u_d p_{\delta_d} v_d = u_b p_{\beta_b} v_b$  ( $1 \leq b \leq B$ ); and for  $A+B+1 \leq d \leq A+B+C =: D$ ,  $u_d p_{\delta_d} v_d = u_c p_{\gamma_c} v_c$  ( $1 \leq c \leq C$ ).

To complete the proof, we note that since  $f'$ ,  $g'$  and  $h'$  are all involutively irreducible, we must have  $\text{Rem}_I(h' - f' - g', P) = h' - f' - g'$ . It therefore follows that  $h' - f' - g' = 0$ , or  $h' = f' + g'$  as required.  $\square$

**Definition 5.2.6** Given an involutive division  $I$  and an admissible monomial ordering  $O$ , an autoreduced set of noncommutative polynomials  $P$  is a *Locally Involutive Basis* with respect to  $I$  and  $O$  if any (left or right) prolongation of any polynomial  $p_i \in P$  involutively reduces to zero using  $P$ .

**Definition 5.2.7** Given an involutive division  $I$  and an admissible monomial ordering  $O$ , an autoreduced set of noncommutative polynomials  $P$  is an *Involutive Basis* with respect to  $I$  and  $O$  if any multiple  $up_iv$  of any polynomial  $p_i \in P$  by any terms  $u$  and  $v$  involutively reduces to zero using  $P$ .

### 5.3 The Noncommutative Involutive Basis Algorithm

To compute a (noncommutative) Locally Involutive Basis, we use Algorithm 12, an algorithm that is virtually identical to Algorithm 9, apart from the fact that at the beginning of the first **while** loop, the set  $S$  is constructed in different ways.

### 5.4 Continuity and Conclusivity

In the commutative case, when we construct a Locally Involutive Basis using Algorithm 9, we know that the algorithm will always return a commutative Gröbner Basis as long as we use an admissible monomial ordering and the chosen involutive division possesses certain properties. In summary,

- (a) Any Locally Involutive Basis returned by Algorithm 9 is an Involutive Basis if the involutive division used is continuous (Proposition 4.3.3);
- (b) Algorithm 9 always terminates if (in addition) the involutive division used is constructive, Noetherian and stable (Proposition 4.4.8);
- (c) Every Involutive Basis is a Gröbner Basis (Theorem 4.4.9).

In the noncommutative case, we cannot hope to produce a carbon copy of the above results because a finitely generated basis may have an infinite Gröbner Basis, leading to

---

**Algorithm 12** The Noncommutative Involutive Basis Algorithm
 

---

**Input:** A Basis  $F = \{f_1, f_2, \dots, f_m\}$  for an ideal  $J$  over a noncommutative polynomial ring  $R\langle x_1, \dots, x_n \rangle$ ; an admissible monomial ordering  $O$ ; an involutive division  $I$ .

**Output:** A Locally Involutive Basis  $G = \{g_1, g_2, \dots, g_p\}$  for  $J$  (in the case of termination).

$G = \emptyset$ ;

$F = \text{Autoreduce}(F)$ ;

**while** ( $G == \emptyset$ ) **do**

$S = \{x_i f \mid f \in F, x_i \notin \mathcal{M}_I^L(f, F)\} \cup \{f x_i \mid f \in F, x_i \notin \mathcal{M}_I^R(f, F)\}$ ;

$s' = 0$ ;

**while** ( $S \neq \emptyset$ ) **and** ( $s' == 0$ ) **do**

Let  $s$  be a polynomial in  $S$  whose lead monomial is minimal with respect to  $O$ ;

$S = S \setminus \{s\}$ ;

$s' = \text{Rem}_I(s, F)$ ;

**end while**

**if** ( $s' \neq 0$ ) **then**

$F = \text{Autoreduce}(F \cup \{s'\})$ ;

**else**

$G = F$ ;

**end if**

**end while**

**return**  $G$ ;

---

the conclusion that Algorithm 12 does not always terminate. The best we can therefore hope for is if an ideal generated by a set of polynomials  $F$  possesses a finite Gröbner Basis with respect to some admissible monomial ordering  $O$ , then  $F$  also possesses a finite Involutive Basis with respect to  $O$  and some involutive division  $I$ . We shall call any involutive division that possesses this property *conclusive*.

**Definition 5.4.1** Let  $F$  be an arbitrary basis generating an ideal over a noncommutative polynomial ring, and let  $O$  be an arbitrary admissible monomial ordering. An involutive division  $I$  is *conclusive* if Algorithm 12 terminates with  $F$ ,  $I$  and  $O$  as input whenever Algorithm 5 terminates with  $F$  and  $O$  as input.

Of course it is easy enough to define the above property, but much harder to prove that a particular involutive division is conclusive. In fact, no involutive division defined in this thesis will be shown to be conclusive, and the existence of such divisions will be left as an open question.

### 5.4.1 Properties for Strong Involutive Divisions

Here is a summary of facts that can be deduced when using a strong involutive division.

- (a) Any Locally Involutive Basis returned by Algorithm 12 is an Involutive Basis if the involutive division used is strong and continuous (Proposition 5.4.3);
- (b) Algorithm 12 always terminates whenever Algorithm 5 terminates if (in addition) the involutive division used is conclusive;
- (c) Every Involutive Basis with respect to a strong involutive division is a Gröbner Basis (Theorem 5.4.4).

Let us now prove the assertions made in parts (a) and (c) of the above list, beginning by defining what is meant by a continuous involutive division in the noncommutative case.

**Definition 5.4.2** Let  $I$  be a fixed involutive division; let  $w$  be a fixed monomial; let  $U$  be any set of monomials; and consider any sequence  $(u_1, u_2, \dots, u_k)$  of monomials from  $U$  ( $u_i \in U$  for all  $1 \leq i \leq k$ ), each of which is a conventional divisor of  $w$  (so that  $w = \ell_i u_i r_i$  for all  $1 \leq i \leq k$ , where the  $\ell_i$  and the  $r_i$  are monomials). For all  $1 \leq i < k$ , suppose that the monomial  $u_{i+1}$  satisfies exactly one of the following conditions.

- (a)  $u_{i+1}$  involutively divides a left prolongation of  $u_i$ , so that  $\deg(\ell_i) \geq 1$ ;  $\text{Suffix}(\ell_i, 1) \notin \mathcal{M}_I^L(u_i, U)$ ; and  $u_{i+1} \mid_I (\text{Suffix}(\ell_i, 1))u_i$ .
- (b)  $u_{i+1}$  involutively divides a right prolongation of  $u_i$ , so that  $\deg(r_i) \geq 1$ ;  $\text{Prefix}(r_i, 1) \notin \mathcal{M}_I^R(u_i, U)$ ; and  $u_{i+1} \mid_I u_i(\text{Prefix}(r_i, 1))$ .

Then  $I$  is *continuous at  $w$*  if all the pairs  $(\ell_i, r_i)$  are distinct ( $(\ell_i, r_i) \neq (\ell_j, r_j)$  for all  $i \neq j$ );  $I$  is a *continuous involutive division* if  $I$  is continuous for all possible  $w$ .

**Proposition 5.4.3** *If an involutive division  $I$  is strong and continuous, and a given set of polynomials  $P$  is a Locally Involutive Basis with respect to  $I$  and some admissible monomial ordering  $O$ , then  $P$  is an Involutive Basis with respect to  $I$  and  $O$ .*

**Proof:** Let  $I$  be a strong and continuous involutive division; let  $O$  be an admissible monomial ordering; and let  $P$  be a Locally Involutive Basis with respect to  $I$  and  $O$ . Given any polynomial  $p \in P$  and any terms  $u$  and  $v$ , in order to show that  $P$  is an Involutive Basis with respect to  $I$  and  $O$ , we must show that  $upv \xrightarrow{I}_P 0$ .

If  $p \mid_I upv$  we are done, as we can use  $p$  to involutively reduce  $upv$  to obtain a zero remainder. Otherwise, either  $\exists y_1 \notin \mathcal{M}_I^L(\text{LM}(p), \text{LM}(P))$  such that  $y_1 = \text{Suffix}(u, 1)$ , or  $\exists y_1 \notin \mathcal{M}_I^R(\text{LM}(p), \text{LM}(P))$  such that  $y_1 = \text{Prefix}(v, 1)$ . Without loss of generality, assume that the first case applies. By Local Involutivity, the prolongation  $y_1p$  involutively reduces to zero using  $P$ . Assuming that the first step of this involutive reduction involves the polynomial  $p_1 \in P$ , we can write

$$y_1p = u_1p_1v_1 + \sum_{a=1}^A u_{\alpha_a}p_{\alpha_a}v_{\alpha_a}, \quad (5.2)$$

where  $p_{\alpha_a} \in P$  and  $u_1, v_1, u_{\alpha_a}, v_{\alpha_a}$  are terms such that  $p_1$  and each  $p_{\alpha_a}$  involutively divide  $u_1p_1v_1$  and each  $u_{\alpha_a}p_{\alpha_a}v_{\alpha_a}$  respectively. Multiplying both sides of Equation (5.2) on the left by  $u' := \text{Prefix}(u, \deg(u) - 1)$  and on the right by  $v$ , we obtain the equation

$$upv = u'u_1p_1v_1v + \sum_{a=1}^A u'u_{\alpha_a}p_{\alpha_a}v_{\alpha_a}v. \quad (5.3)$$

If  $p_1 \mid_I upv$ , it is clear that we can use  $p_1$  to involutively reduce the polynomial  $upv$  to obtain the polynomial  $\sum_{a=1}^A u'u_{\alpha_a}p_{\alpha_a}v_{\alpha_a}v$ . By Proposition 5.2.5, we can then continue

to involutively reduce  $upv$  by repeating this proof on each polynomial  $u'u_{\alpha_a}p_{\alpha_a}v_{\alpha_a}v$  individually (where  $1 \leq a \leq A$ ), noting that this process will terminate because of the admissibility of  $O$  (we have  $\text{LM}(u'u_{\alpha_a}p_{\alpha_a}v_{\alpha_a}v) < \text{LM}(upv)$  for all  $1 \leq a \leq A$ ).

Otherwise, if  $p_1$  does not involutively divide  $upv$ , either  $\exists y_2 \notin \mathcal{M}_I^L(\text{LM}(p_1), \text{LM}(P))$  such that  $y_2 = \text{Suffix}(u'u_1, 1)$ , or  $\exists y_2 \notin \mathcal{M}_I^R(\text{LM}(p_1), \text{LM}(P))$  such that  $y_2 = \text{Prefix}(v_1v, 1)$ . This time (again without loss of generality), assume that the second case applies. By Local Involutivity, the prolongation  $p_1y_2$  involutively reduces to zero using  $P$ . Assuming that the first step of this involutive reduction involves the polynomial  $p_2 \in P$ , we can write

$$p_1y_2 = u_2p_2v_2 + \sum_{b=1}^B u_{\beta_b}p_{\beta_b}v_{\beta_b}, \quad (5.4)$$

where  $p_{\beta_b} \in P$  and  $u_2, v_2, u_{\beta_b}, v_{\beta_b}$  are terms such that  $p_2$  and each  $p_{\beta_b}$  involutively divide  $u_2p_2v_2$  and each  $u_{\beta_b}p_{\beta_b}v_{\beta_b}$  respectively. Multiplying both sides of Equation (5.4) on the left by  $u'u_1$  and on the right by  $v' := \text{Suffix}(v_1v, \deg(v_1v) - 1)$ , we obtain the equation

$$u'u_1p_1v_1v = u'u_1u_2p_2v_2v' + \sum_{b=1}^B u'u_1u_{\beta_b}p_{\beta_b}v_{\beta_b}v'. \quad (5.5)$$

Substituting for  $u'u_1p_1v_1v$  from Equation (5.5) into Equation (5.3), we obtain the equation

$$upv = u'u_1u_2p_2v_2v' + \sum_{a=1}^A u'u_{\alpha_a}p_{\alpha_a}v_{\alpha_a}v + \sum_{b=1}^B u'u_1u_{\beta_b}p_{\beta_b}v_{\beta_b}v'. \quad (5.6)$$

If  $p_2 \mid_I upv$ , it is clear that we can use  $p_2$  to involutively reduce the polynomial  $upv$  to obtain the polynomial  $\sum_{a=1}^A u'u_{\alpha_a}p_{\alpha_a}v_{\alpha_a}v + \sum_{b=1}^B u'u_1u_{\beta_b}p_{\beta_b}v_{\beta_b}v'$ . As before, we can then use Proposition 5.2.5 to continue the involutive reduction of  $upv$  by repeating this proof on each summand individually.

Otherwise, if  $p_2$  does not involutively divide  $upv$ , we continue by induction, obtaining a sequence  $p, p_1, p_2, p_3, \dots$  of elements in  $P$ . By construction, each element in the sequence divides  $upv$ . By continuity (at  $\text{LM}(upv)$ ), no two elements in the sequence divide  $upv$  in the same way. Because  $upv$  has a finite number of subwords, the sequence must be finite, terminating with an involutive divisor  $p' \in P$  of  $upv$ , which then allows us to finish the proof through use of Proposition 5.2.5 and the admissibility of  $O$ .  $\square$

**Theorem 5.4.4** *An Involution Basis with respect to a strong involutive division is a Gröbner Basis.*

**Proof:** Let  $G = \{g_1, \dots, g_m\}$  be an Involutive Basis with respect to some strong involutive division  $I$  and some admissible monomial ordering  $O$ , where each  $g_i \in G$  (for all  $1 \leq i \leq m$ ) is a member of the polynomial ring  $R\langle x_1, \dots, x_n \rangle$ . To prove that  $G$  is a Gröbner Basis, we must show that all S-polynomials involving elements of  $G$  conventionally reduce to zero using  $G$ . Recall that each S-polynomial corresponds to an overlap between the lead monomials of two (not necessarily distinct) elements  $g_i, g_j \in G$ . Consider such an arbitrary overlap, with corresponding S-polynomial

$$\text{S-pol}(\ell_i, g_i, \ell_j, g_j) = c_2 \ell_i g_i r_i - c_1 \ell_j g_j r_j.$$

Because  $G$  is an Involutive Basis, it is clear that  $c_2 \ell_i g_i r_i \xrightarrow{I}_G 0$  and  $c_1 \ell_j g_j r_j \xrightarrow{I}_G 0$ . By Proposition 5.2.5, it follows that  $\text{S-pol}(\ell_i, g_i, \ell_j, g_j) \xrightarrow{I}_G 0$ . But every involutive reduction is a conventional reduction, so we can deduce that  $\text{S-pol}(\ell_i, g_i, \ell_j, g_j) \rightarrow_G 0$  as required.  $\square$

**Lemma 5.4.5** *Given an Involutive Basis  $G$  with respect to a strong involutive division, remainders are involutively unique with respect to  $G$ .*

**Proof:** Let  $G$  be an Involutive Basis with respect to some strong involutive division  $I$  and some admissible monomial ordering  $O$ . Theorem 5.4.4 tells us that  $G$  is a Gröbner Basis with respect to  $O$  and thus remainders are conventionally unique with respect to  $G$ . To prove that remainders are involutively unique with respect to  $G$ , we must show that the conventional and involutive remainders of an arbitrary polynomial  $p$  with respect to  $G$  are identical. For this it is sufficient to show that a polynomial  $p$  is conventionally reducible by  $G$  if and only if it is involutively reducible by  $G$ . ( $\Rightarrow$ ) Trivial as every involutive reduction is a conventional reduction. ( $\Leftarrow$ ) If a polynomial  $p$  is conventionally reducible by a polynomial  $g \in G$ , it follows that  $\text{LM}(p) = u\text{LM}(g)v$  for some monomials  $u$  and  $v$ . But  $G$  is an Involutive Basis, so there must exist a polynomial  $g' \in G$  such that  $\text{LM}(g') \mid_I u\text{LM}(g)v$ . Thus  $p$  is also involutively reducible by  $G$ .  $\square$

## 5.4.2 Properties for Weak Involutive Divisions

While it is true that the previous three results (Proposition 5.4.3, Theorem 5.4.4 and Lemma 5.4.5) do not apply if a weak involutive division has been chosen, we will now show that corresponding results can be obtained for weak involutive divisions that are also *Gröbner* involutive divisions.



**Definition 5.4.6** A weak involutive division  $I$  is a *Gröbner* involutive division if every Locally Involutive Basis with respect to  $I$  is a Gröbner Basis.

It is an easy consequence of Definition 5.4.6 that any Involutive Basis with respect to a weak and Gröbner involutive division is a Gröbner Basis; it therefore follows that we can also prove an analog of Lemma 5.4.5 for such divisions. To complete the mirroring of the results of Proposition 5.4.3, Theorem 5.4.4 and Lemma 5.4.5 for weak and Gröbner involutive divisions, it remains to show that a Locally Involutive Basis with respect to a weak; continuous and Gröbner involutive division is an Involutive Basis.

**Proposition 5.4.7** *If an involutive division  $I$  is weak; continuous and Gröbner, and if a given set of polynomials  $P$  is a Locally Involutive Basis with respect to  $I$  and some admissible monomial ordering  $O$ , then  $P$  is an Involutive Basis with respect to  $I$  and  $O$ .*

**Proof:** Let  $I$  be a weak; continuous and Gröbner involutive division; let  $O$  be an admissible monomial ordering; and let  $P$  be a Locally Involutive Basis with respect to  $I$  and  $O$ . Given any polynomial  $p \in P$  and any terms  $u$  and  $v$ , in order to show that  $P$  is an Involutive Basis with respect to  $I$  and  $O$ , we must show that  $upv \xrightarrow[I]{P} 0$ .

For the first part of the proof, we proceed as in the proof of Proposition 5.4.3 to find an involutive divisor  $p' \in P$  of  $upv$  using the continuity of  $I$  at  $\text{LM}(upv)$ . This then allows us to involutively reduce  $upv$  using  $p'$  to obtain a polynomial  $q$  of the form

$$q = \sum_{a=1}^A u_a p_{\alpha_a} v_a, \quad (5.7)$$

where  $p_{\alpha_a} \in P$  and the  $u_a$  and the  $v_a$  are terms.

For the second part of the proof, we now use the fact that  $P$  is a Gröbner Basis to find a polynomial  $q' \in P$  such that  $q'$  conventionally divides  $q$  (such a polynomial will always exist because  $q$  is clearly a member of the ideal generated by  $P$ ). If  $q'$  is an involutive divisor of  $q$ , then we can use  $q'$  to involutively reduce  $q$  to obtain a polynomial  $r$  of the form shown in Equation (5.7). Otherwise, if  $q'$  is not an involutive divisor of  $q$ , we can use the fact that  $I$  is continuous at  $\text{LM}(q)$  to find such an involutive divisor, which we can then use to involutively reduce  $q$  to obtain a polynomial  $r$ , again of the form shown in Equation (5.7). In both cases, we now proceed by induction on  $r$ , noting that this process will terminate because of the admissibility of  $O$  (we have  $\text{LM}(r) < \text{LM}(q)$ ).  $\square$

To summarise, here is the situation for weak and Gröbner involutive divisions.

- (a) Any Locally Involutive Basis returned by Algorithm 12 is an Involutive Basis if the involutive division used is weak; continuous and Gröbner (Proposition 5.4.7);
- (b) Algorithm 12 always terminates whenever Algorithm 5 terminates if (in addition) the involutive division used is conclusive;
- (c) Every Involutive Basis with respect to a weak and Gröbner involutive division is a Gröbner Basis.

## 5.5 Noncommutative Involutive Divisions

Before we consider some examples of useful noncommutative involutive divisions, let us remark that it is possible to categorise any noncommutative involutive division somewhere between the following two *extreme* global divisions.

**Definition 5.5.1 (The Empty Division)** Given any monomial  $u$ , let  $u$  have no (left or right) multiplicative variables.

**Definition 5.5.2 (The Full Division)** Given any monomial  $u$ , let  $u$  have no (left or right) nonmultiplicative variables (in other words, all variables are left and right multiplicative for  $u$ ).

**Remark 5.5.3** It is clear that any set of polynomials  $G$  will be an Involutive Basis with respect to the (weak) full division as any multiple of a polynomial  $g \in G$  will be involutively reducible by  $g$  (all conventional divisors are involutive divisors); in contrast it is impossible to find a finite Locally Involutive Basis for  $G$  with respect to the (strong) empty division as there will always be a prolongation of an element of the current basis that is involutively irreducible.

### 5.5.1 Two Global Divisions

Whereas most of the theory seen so far in this chapter has closely mirrored the corresponding commutative theory from Chapter 4, the commutative involutive divisions (Thomas, Janet and Pommaret) seen in the previous chapter do not generalise to the noncommutative case, or at the very least do not yield noncommutative involutive divisions of any

value. Despite this, an essential property of these divisions is that they ensure that the least common multiple  $\text{lcm}(\text{LM}(p_1), \text{LM}(p_2))$  associated with an S-polynomial  $\text{S-pol}(p_1, p_2)$  is involutively irreducible by at least one of  $p_1$  and  $p_2$ , ensuring that the S-polynomial  $\text{S-pol}(p_1, p_2)$  is constructed and involutively reduced during the course of the Involutive Basis algorithm.

To ensure that the corresponding process occurs in the noncommutative Involutive Basis algorithm, we must ensure that all overlap words associated to the S-polynomials of a particular basis are involutively irreducible (as placed in the overlap word) by at least one of the polynomials associated to each overlap word. This obviously holds true for the empty division, but it will also hold true for the following two global involutive divisions, where all variables are either assigned to be left multiplicative and right nonmultiplicative, or left nonmultiplicative and right multiplicative.

**Definition 5.5.4 (The Left Division)** Given any monomial  $u$ , the left division  $\triangleleft$  assigns no left nonmultiplicative variables to  $u$ , and assigns no right multiplicative variables to  $u$  (in other words, all variables are left multiplicative and right nonmultiplicative for  $u$ ).

**Definition 5.5.5 (The Right Division)** Given any monomial  $u$ , the right division  $\triangleright$  assigns no left multiplicative variables to  $u$ , and assigns no right nonmultiplicative variables to  $u$  (in other words, all variables are left nonmultiplicative and right multiplicative for  $u$ ).

**Proposition 5.5.6** *The left and right divisions are strong involutive divisions.*

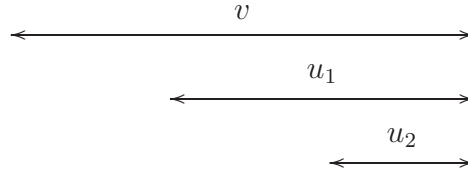
**Proof:** We will only give the proof for the left division – the proof for the right division will follow by symmetry (replacing ‘left’ by ‘right’, and so on).

To prove that the left division is a strong involutive division, we need to show that the three conditions of Definition 5.1.6 hold.

- **Disjoint Cones Condition**

Consider two involutive cones  $\mathcal{C}_{\triangleleft}(u_1)$  and  $\mathcal{C}_{\triangleleft}(u_2)$  associated to two monomials  $u_1, u_2$  over some noncommutative polynomial ring  $\mathcal{R}$ . If  $\mathcal{C}_{\triangleleft}(u_1) \cap \mathcal{C}_{\triangleleft}(u_2) \neq \emptyset$ , then there must be some monomial  $v \in \mathcal{R}$  such that  $v$  contains both monomials  $u_1$  and  $u_2$  as subwords, and (as placed in  $v$ ) both  $u_1$  and  $u_2$  must be involutive divisors of  $v$ . By

definition of  $\triangleleft$ , both  $u_1$  and  $u_2$  must be suffices of  $v$ . Thus, assuming (without loss of generality) that  $\deg(u_1) > \deg(u_2)$ , we are able to draw the following diagram summarising the situation.



But now, assuming that  $u_1 = u_3u_2$  for some monomial  $u_3$ , it is clear that  $\mathcal{C}_{\triangleleft}(u_1) \subset \mathcal{C}_{\triangleleft}(u_2)$  because any monomial  $w \in \mathcal{C}_{\triangleleft}(u_1)$  must be of the form  $w = w'u_1$  for some monomial  $w'$ ; this means that  $w = w'u_3u_2 \in \mathcal{C}_{\triangleleft}(u_2)$ .

- **Unique Divisor Condition**

As a monomial  $v$  is only involutively divisible by a monomial  $u$  with respect to the left division if  $u$  is a suffix of  $v$ , it is clear that  $u$  can only involutively divide  $v$  in at most one way.

- **Subset Condition**

Follows immediately due to the left division being a global division.

□

**Proposition 5.5.7** *The left and right divisions are continuous.*

**Proof:** Again we will only treat the case of the left division. Let  $w$  be an arbitrary fixed monomial; let  $U$  be any set of monomials; and consider any sequence  $(u_1, u_2, \dots, u_k)$  of monomials from  $U$  ( $u_i \in U$  for all  $1 \leq i \leq k$ ), each of which is a conventional divisor of  $w$  (so that  $w = \ell_i u_i r_i$  for all  $1 \leq i \leq k$ , where the  $\ell_i$  and the  $r_i$  are monomials). For all  $1 \leq i < k$ , suppose that the monomial  $u_{i+1}$  satisfies condition (b) of Definition 5.4.2 (condition (a) can never be satisfied because  $\triangleleft$  never assigns any left nonmultiplicative variables). To show that  $\triangleleft$  is continuous, we must show that no two pairs  $(\ell_i, r_i)$  and  $(\ell_j, r_j)$  are the same, where  $i \neq j$ .

Consider an arbitrary monomial  $u_i$  from the sequence, where  $1 \leq i < k$ . Because  $\triangleleft$  assigns no right multiplicative variables, the next monomial  $u_{i+1}$  in the sequence must be a suffix of the prolongation  $u_i(\text{Prefix}(r_i, 1))$  of  $u_i$ , so that  $\deg(r_{i+1}) = \deg(r_i) - 1$ .

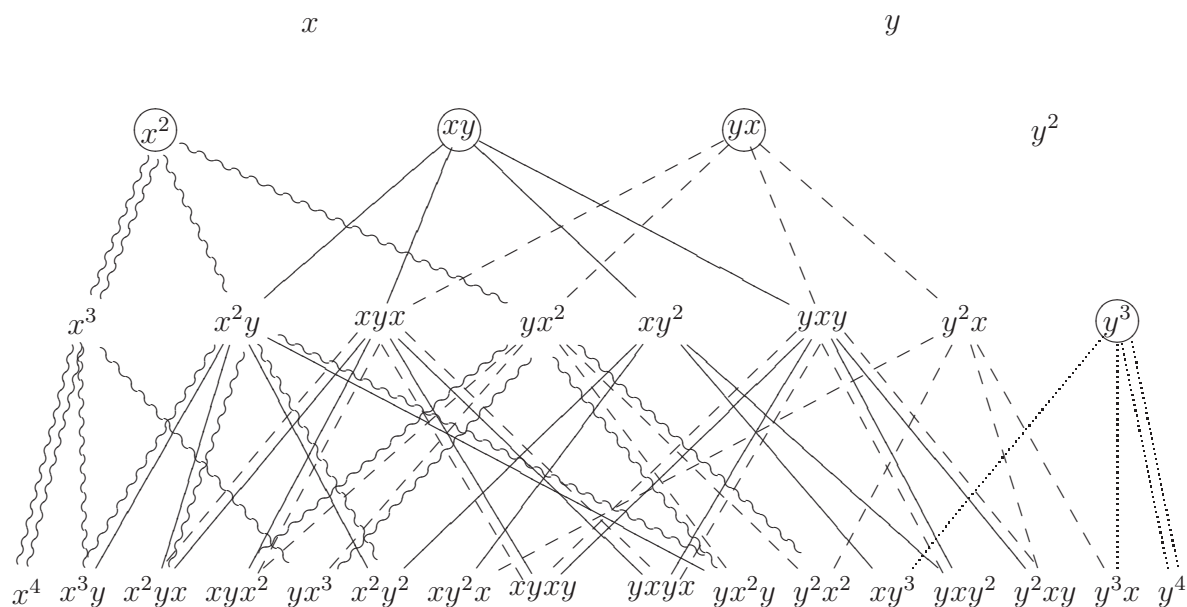
It is therefore clear that no two identical  $(\ell, r)$  pairs can be found in the sequence, as  $\deg(r_1) > \deg(r_2) > \dots > \deg(r_k)$ .  $\square$

To illustrate the difference between the overlapping cones of a noncommutative Gröbner Basis and the disjoint cones of a noncommutative Involutive Basis with respect to the left division, consider the following example.

**Example 5.5.8** Let  $F := \{2xy + y^2 + 5, x^2 + y^2 + 8\}$  be a basis over the polynomial ring  $\mathbb{Q}\langle x, y \rangle$ , and let the monomial ordering be DegLex. Applying Algorithm 5 to  $F$ , we obtain the Gröbner Basis  $G := \{2xy + y^2 + 5, x^2 + y^2 + 8, 5y^3 - 10x + 37y, 2yx + y^2 + 5\}$ . Applying Algorithm 12 to  $F$  with respect to the left involutive division, we obtain the Involutive Basis  $H := \{2xy + y^2 + 5, x^2 + y^2 + 8, 5y^3 - 10x + 37y, 5xy^2 + 5x - 6y, 2yx + y^2 + 5\}$ .

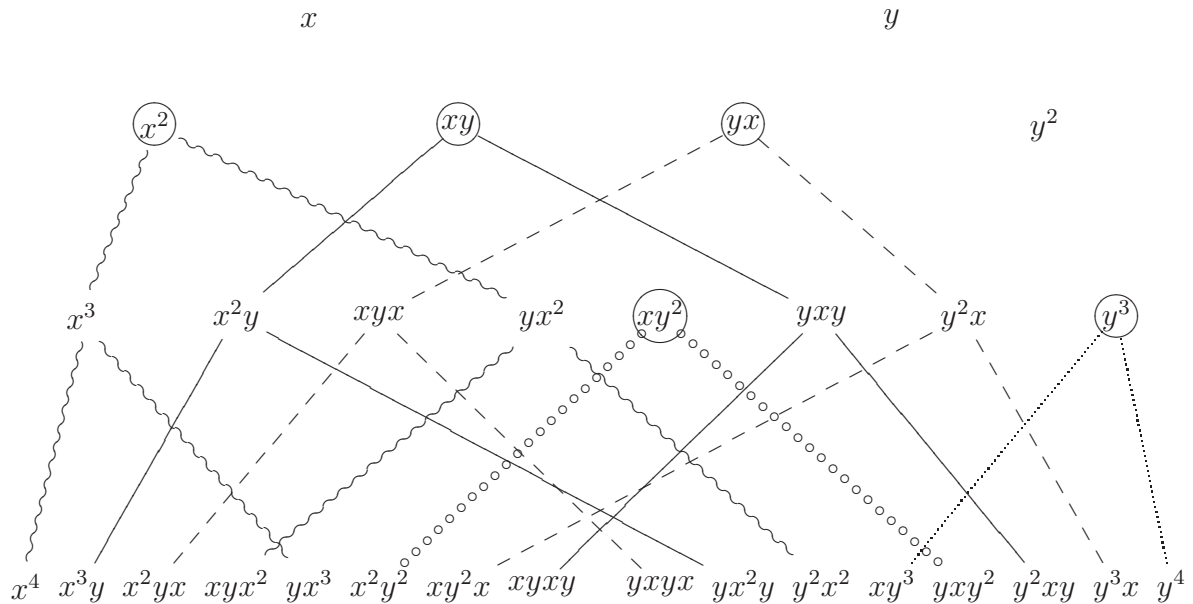
To illustrate which monomials are reducible with respect to the Gröbner Basis, we can draw a monomial lattice, part of which is shown below. In the lattice, we draw a path from the (circled) lead monomial of any Gröbner Basis element to any multiple of that lead monomial, so that any monomial which lies on some path in the lattice is reducible by one or more Gröbner Basis elements. To distinguish between different Gröbner Basis elements we use different arrow types; we also arrange the lattice so that monomials of the same degree lie on the same level.

1



Notice that many of the monomials in the lattice are reducible by several of the Gröbner Basis elements. For example, the monomial  $x^2yx$  is reducible by the Gröbner Basis elements  $2xy + y^2 + 5$ ;  $x^2 + y^2 + 8$  and  $2yx + y^2 + 5$ . In contrast, any monomial in the corresponding lattice for the Involutive Basis may only be involutively reducible by at most one element in the Involutive Basis. We illustrate this by the following diagram, where we note that in the involutive lattice, a monomial only lies on a particular path if a member of the Involutive Basis is an involutive divisor of that monomial.

1



Comparing the two monomial lattices, we see that any monomial that is conventionally divisible by the Gröbner Basis is uniquely involutively divisible by the Involutive Basis. In other words, the involutive cones of the Involutive Basis form a disjoint cover of the conventional cones of the Gröbner Basis.

### Fast Reduction

In the commutative case, we can sometimes use the properties of an involutive division to speed up the process of involutively reducing a polynomial with respect to a set of polynomials. For example, the Janet tree [27, 28] enables us to quickly determine whether a polynomial is involutively reducible by a set of polynomials with respect to the Janet involutive division.

In the noncommutative case, we usually use Algorithm 10 to involutively reduce a polynomial  $p$  with respect to a set of polynomials  $P$ . When this is done with respect to the left or right divisions however, we can improve Algorithm 10 by taking advantage of the fact that a monomial  $u_1$  only involutively divides another monomial  $u_2$  with respect to the left (right) division if  $u_1$  is a suffix (prefix) of  $u_2$ .

For the left division, we can replace the code found in the first **if** loop of Algorithm 10 with the following code in order to obtain an improved algorithm.

```

if (LM(p_j) is a suffix of u) then
 found = true;
 $p = p - (cLC(p_j)^{-1})u_\ell p_j$, where $u_\ell = \text{Prefix}(p, \text{deg}(p) - \text{deg}(p_j))$;
else
 $j = j + 1$;
end if

```

We note that only one operation is required to determine whether the monomial  $\text{LM}(p_j)$  involutively divides the monomial  $u$  here (test to see if  $\text{LM}(p_j)$  is a suffix of  $u$ ); whereas in general there are many ways that  $\text{LM}(p_j)$  can conventionally divide  $u$ , each of which has to be tested to see whether it is an involutive reduction. This means that, with respect to the left or right divisions, we can determine whether a monomial  $u$  is involutively irreducible with respect to a set of polynomials  $P$  in linear time (linear in the number of elements in  $P$ ); whereas in general we can only do this in quadratic time.

### 5.5.2 An Overlap-Based Local Division

Even though the left and right involutive divisions are strong and continuous (so that any Locally Involutive Basis returned by Algorithm 12 is a noncommutative Gröbner Basis), these divisions are not conclusive as the following example demonstrates.

**Example 5.5.9** Let  $F := \{xy - z, x + z, yz - z, xz, zy + z, z^2\}$  be a basis over the polynomial ring  $\mathbb{Q}\langle x, y, z \rangle$ , and let the monomial ordering be DegLex. Applying Algorithm 5 to  $F$ , we discover that  $F$  is a noncommutative Gröbner Basis ( $F$  is returned to us as the output of Algorithm 5). When we apply Algorithm 12 to  $F$  with respect to the left involutive division however, we notice that the algorithm goes into an infinite loop, constructing the infinite basis  $G := F \cup \{zy^n - z, xy^n + z, zy^m + z, xy^m - z\}$ , where  $n \geq 2$ ,  $n$  even and  $m \geq 3$ ,  $m$  odd.

The reason why Algorithm 12 goes into an infinite loop in the above example is that the right prolongations of the polynomials  $xy - z$  and  $zy + z$  by the variable  $y$  do not involutively reduce to zero (they reduce to the polynomials  $xy^2 + z$  and  $zy^2 - z$  respectively). These prolongations are the only prolongations of elements of  $F$  that do not involutively reduce to zero, and this is also true for all polynomials we subsequently add to  $F$ , thus allowing Algorithm 12 to construct the infinite set  $G$ .

Consider a modification of the left division where we assign the variable  $y$  to be right multiplicative for the (lead) monomials  $xy$  and  $zy$ . Then it is clear that  $F$  will be a Locally Involutive Basis with respect to this modified division, but will it also be true that  $F$  is an Involutive Basis and (had we not known so already) a Gröbner Basis?

Intuitively, for this particular example, it would seem that the answer to both of the above questions should be affirmative, because the modified division still ensures that all the overlap words associated with the S-polynomials of  $F$  are involutively irreducible (as placed in the overlap word) by at least one of the polynomials associated to each S-polynomial. This leads to the following idea for a *local* involutive division, where we refine the left division by choosing right nonmultiplicative variables based on the overlap words of S-polynomials associated to a set of polynomials only (note that there will also be a similar local involutive division refining the right division called the right overlap division).

**Definition 5.5.10 (The Left Overlap Division  $\mathcal{O}$ )** Let  $U = \{u_1, \dots, u_m\}$  be a set of monomials, and assume that all variables are left and right multiplicative for all elements of  $U$  to begin with.

- (a) For all possible ways that a monomial  $u_j \in U$  is a subword of a (different) monomial  $u_i \in U$ , so that

$$\text{Subword}(u_i, k, k + \deg(u_j) - 1) = u_j$$

for some integer  $k$ , if  $u_j$  is not a suffix of  $u_i$ , assign the variable  $\text{Subword}(u_i, k + \deg(u_j), k + \deg(u_j))$  to be right nonmultiplicative for  $u_j$ .

- (b) For all possible ways that a proper prefix of a monomial  $u_i \in U$  is equal to a proper suffix of a (not necessarily different) monomial  $u_j \in U$ , so that

$$\text{Prefix}(u_i, k) = \text{Suffix}(u_j, k)$$



for some integer  $k$  and  $u_i$  is not a subword of  $u_j$  or vice-versa, assign the variable  $\text{Subword}(u_i, k + 1, k + 1)$  to be right nonmultiplicative for  $u_j$ .

**Remark 5.5.11** One possible algorithm for the left overlap division is presented in Algorithm 13, where the reason for insisting that the input set of monomials is ordered with respect to DegRevLex is in order to minimise the number of operations needed to discover all the subword overlaps (a monomial of degree  $d_1$  can never be a subword of a different monomial of degree  $d_2 \leq d_1$ ).

**Example 5.5.12** Consider again the set of polynomials  $F := \{xy - z, x + z, yz - z, xz, zy + z, z^2\}$  from Example 5.5.9. Here are the left and right multiplicative variables for  $\text{LM}(F)$  with respect to the left overlap division  $\mathcal{O}$ .

| $u$   | $\mathcal{M}_{\mathcal{O}}^L(u, \text{LM}(F))$ | $\mathcal{M}_{\mathcal{O}}^R(u, \text{LM}(F))$ |
|-------|------------------------------------------------|------------------------------------------------|
| $xy$  | $\{x, y, z\}$                                  | $\{x, y\}$                                     |
| $x$   | $\{x, y, z\}$                                  | $\{x\}$                                        |
| $yz$  | $\{x, y, z\}$                                  | $\{x\}$                                        |
| $xz$  | $\{x, y, z\}$                                  | $\{x\}$                                        |
| $zy$  | $\{x, y, z\}$                                  | $\{x, y\}$                                     |
| $z^2$ | $\{x, y, z\}$                                  | $\{x\}$                                        |

When we apply Algorithm 12 to  $F$  with respect to the DegLex monomial ordering and the left overlap division,  $F$  is returned to us as the output, an assertion that is easily verified by showing that the 10 right prolongations of elements of  $F$  all involutively reduce to zero using  $F$ . This means that  $F$  is a Locally Involutive Basis with respect to the left overlap division; to show that  $F$  (and indeed any Locally Involutive Basis returned by Algorithm 12 with respect to the left overlap division) is also an Involutive Basis with respect to the left overlap division, we need to show that the left overlap division is continuous and either strong or Gröbner; we begin (after the following remark) by showing that the left overlap division is continuous.

**Remark 5.5.13** In the above example, the table of multiplicative variables can be constructed from the table  $T$  shown below, a table that is obtained by applying Algorithm 13 to  $\text{LM}(F)$ .

---

**Algorithm 13** The Left Overlap Division  $\mathcal{O}$ 

---

**Input:** A set of monomials  $U = \{u_1, \dots, u_m\}$  ordered by DegRevLex ( $u_1 \geq u_2 \geq \dots \geq u_m$ ), where  $u_i \in R\langle x_1, \dots, x_n \rangle$ .

**Output:** A table  $T$  of left and right multiplicative variables for all  $u_i \in U$ , where each entry of  $T$  is either 1 (multiplicative) or 0 (nonmultiplicative).

Create a table  $T$  of multiplicative variables as shown below:

|          | $x_1^L$  | $x_1^R$  | $x_2^L$  | $x_2^R$  | $\dots$  | $x_n^L$  | $x_n^R$  |
|----------|----------|----------|----------|----------|----------|----------|----------|
| $u_1$    | 1        | 1        | 1        | 1        | $\dots$  | 1        | 1        |
| $u_2$    | 1        | 1        | 1        | 1        | $\dots$  | 1        | 1        |
| $\vdots$ | $\vdots$ | $\vdots$ | $\vdots$ | $\vdots$ | $\ddots$ | $\vdots$ | $\vdots$ |
| $u_m$    | 1        | 1        | 1        | 1        | $\dots$  | 1        | 1        |

**for each** monomial  $u_i \in U$  ( $1 \leq i \leq m$ ) **do**

**for each** monomial  $u_j \in U$  ( $i \leq j \leq m$ ) **do**

    Let  $u_i = x_{i_1}x_{i_2}\dots x_{i_\alpha}$  and  $u_j = x_{j_1}x_{j_2}\dots x_{j_\beta}$ ;

**if** ( $i \neq j$ ) **then**

**for each**  $k$  ( $1 \leq k < \alpha - \beta + 1$ ) **do**

**if** (Subword( $u_i, k, k + \beta - 1$ ) ==  $u_j$ ) **then**

$T(u_j, x_{i_{k+\beta}}^R) = 0$ ;

**end if**

**end for**

**end if**

**for each**  $k$  ( $1 \leq k \leq \beta - 1$ ) **do**

**if** (Prefix( $u_i, k$ ) == Suffix( $u_j, k$ )) **then**

$T(u_j, x_{i_{k+1}}^R) = 0$ ;

**end if**

**if** (Suffix( $u_i, k$ ) == Prefix( $u_j, k$ )) **then**

$T(u_i, x_{j_{k+1}}^R) = 0$ ;

**end if**

**end for**

**end for**

**end for**

**return**  $T$ ;

---

| Monomial | $x^L$ | $x^R$ | $y^L$ | $y^R$ | $z^L$ | $z^R$ |
|----------|-------|-------|-------|-------|-------|-------|
| $xy$     | 1     | 1     | 1     | 1     | 1     | 0     |
| $x$      | 1     | 1     | 1     | 0     | 1     | 0     |
| $yz$     | 1     | 1     | 1     | 0     | 1     | 0     |
| $xz$     | 1     | 1     | 1     | 0     | 1     | 0     |
| $zy$     | 1     | 1     | 1     | 1     | 1     | 0     |
| $z^2$    | 1     | 1     | 1     | 0     | 1     | 0     |

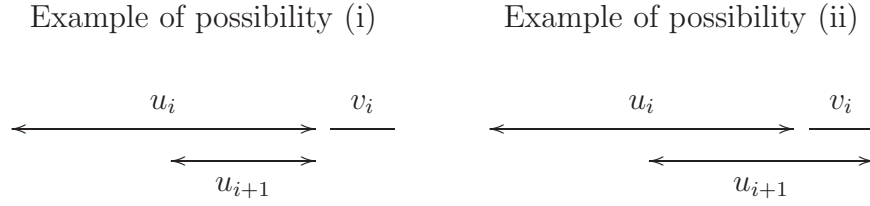
The zero entries in  $T$  correspond to the following overlaps between the elements of  $\text{LM}(F)$ .

| Table Entry   | Overlap                                         |
|---------------|-------------------------------------------------|
| $T(xy, z^R)$  | $\text{Suffix}(xy, 1) = \text{Prefix}(yz, 1)$   |
| $T(x, y^R)$   | $\text{Subword}(xy, 1, 1) = x$                  |
| $T(x, z^R)$   | $\text{Subword}(xz, 1, 1) = x$                  |
| $T(yz, y^R)$  | $\text{Suffix}(yz, 1) = \text{Prefix}(zy, 1)$   |
| $T(yz, z^R)$  | $\text{Suffix}(yz, 1) = \text{Prefix}(z^2, 1)$  |
| $T(xz, y^R)$  | $\text{Suffix}(xz, 1) = \text{Prefix}(zy, 1)$   |
| $T(xz, z^R)$  | $\text{Suffix}(xz, 1) = \text{Prefix}(z^2, 1)$  |
| $T(zy, z^R)$  | $\text{Suffix}(zy, 1) = \text{Prefix}(yz, 1)$   |
| $T(z^2, y^R)$ | $\text{Suffix}(z^2, 1) = \text{Prefix}(zy, 1)$  |
| $T(z^2, z^R)$ | $\text{Suffix}(z^2, 1) = \text{Prefix}(z^2, 1)$ |

**Proposition 5.5.14** *The left overlap division  $\mathcal{O}$  is continuous.*

**Proof:** Let  $w$  be an arbitrary fixed monomial; let  $U$  be any set of monomials; and consider any sequence  $(u_1, u_2, \dots, u_k)$  of monomials from  $U$  ( $u_i \in U$  for all  $1 \leq i \leq k$ ), each of which is a conventional divisor of  $w$  (so that  $w = \ell_i u_i r_i$  for all  $1 \leq i \leq k$ , where the  $\ell_i$  and the  $r_i$  are monomials). For all  $1 \leq i < k$ , suppose that the monomial  $u_{i+1}$  satisfies condition (b) of Definition 5.4.2 (condition (a) can never be satisfied because  $\mathcal{O}$  never assigns any left nonmultiplicative variables). To show that  $\mathcal{O}$  is continuous, we must show that no two pairs  $(\ell_i, r_i)$  and  $(\ell_j, r_j)$  are the same, where  $i \neq j$ .

Consider an arbitrary monomial  $u_i$  from the sequence, where  $1 \leq i < k$ . By definition of  $\mathcal{O}$ , the next monomial  $u_{i+1}$  in the sequence cannot be either a prefix or a proper subword of  $u_i$ . This leaves two possibilities: (i)  $u_{i+1}$  is a suffix of  $u_i$  (in which case  $\deg(u_{i+1}) < \deg(u_i)$ ); or (ii)  $u_{i+1}$  is a suffix of the prolongation  $u_i v_i$  of  $u_i$ , where  $v_i := \text{Prefix}(r_i, 1)$ .



In both cases, it is clear that we have  $\deg(r_{i+1}) \leq \deg(r_i)$ , so that  $\deg(r_1) \geq \deg(r_2) \geq \dots \geq \deg(r_k)$ . It follows that no two  $(\ell, r)$  pairs in the sequence can be the same, because for each subsequence  $u_a, u_{a+1}, \dots, u_b$  such that  $\deg(r_a) = \deg(r_{a+1}) = \dots = \deg(r_b)$ , we must have  $\deg(\ell_a) < \deg(\ell_{a+1}) < \dots < \deg(\ell_b)$ .  $\square$

Having shown that the left overlap division is continuous, one way of showing that every Locally Involutive Basis with respect to the left overlap division is an Involutive Basis would be to show that the left overlap division is a strong involutive division. However, the left overlap division is only a weak involutive division, as the following counterexample demonstrates.

**Proposition 5.5.15** *The left overlap division is a weak involutive division.*

**Proof:** Let  $U := \{yz, xy\}$  be a set of monomials over the polynomial ring  $\mathbb{Q}\langle x, y, z \rangle$ . Here are the multiplicative variables for  $U$  with respect to the left overlap division  $\mathcal{O}$ .

| $u$  | $\mathcal{M}_{\mathcal{O}}^L(u, U)$ | $\mathcal{M}_{\mathcal{O}}^R(u, U)$ |
|------|-------------------------------------|-------------------------------------|
| $yz$ | $\{x, y, z\}$                       | $\{x, y, z\}$                       |
| $xy$ | $\{x, y, z\}$                       | $\{x, y\}$                          |

Because  $yzxy \in \mathcal{C}_{\mathcal{O}}(yz, U)$  and  $yzxy \in \mathcal{C}_{\mathcal{O}}(xy, U)$ , one of the conditions  $\mathcal{C}_{\mathcal{O}}(yz, U) \subset \mathcal{C}_{\mathcal{O}}(xy, U)$  or  $\mathcal{C}_{\mathcal{O}}(xy, U) \subset \mathcal{C}_{\mathcal{O}}(yz, U)$  must be satisfied in order for  $\mathcal{O}$  to be a strong involutive division (this is the Disjoint Cones condition of Definition 5.1.6). But neither of these conditions can be satisfied when we consider that  $xy \notin \mathcal{C}_{\mathcal{O}}(yz, U)$  and  $yz \notin \mathcal{C}_{\mathcal{O}}(xy, U)$ , so  $\mathcal{O}$  must be a weak involutive division.  $\square$

The weakness of the left overlap division is the price we pay for refining the left division by allowing more right multiplicative variables. All is not lost however, as we can still show that every Locally Involutive Basis with respect to the left overlap division is an Involutive Basis by showing that the left overlap division is a Gröbner involutive division.

**Proposition 5.5.16** *The left overlap division  $\mathcal{O}$  is a Gröbner involutive division.*

**Proof:** We are required to show that if Algorithm 12 terminates with  $\mathcal{O}$  and some arbitrary admissible monomial ordering  $O$  as input, then the Locally Involutive Basis  $G$  it returns is a noncommutative Gröbner Basis. By Definition 3.1.8, we can do this by showing that all S-polynomials involving elements of  $G$  conventionally reduce to zero using  $G$ .

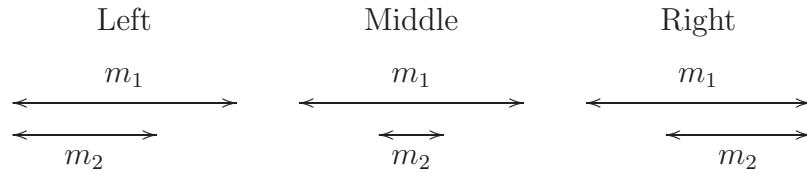
Assume that  $G = \{g_1, \dots, g_p\}$  is sorted (by lead monomial) with respect to the DegRevLex monomial ordering (greatest first), and let  $U = \{u_1, \dots, u_p\} := \{\text{LM}(g_1), \dots, \text{LM}(g_p)\}$  be the set of leading monomials. Let  $T$  be the table obtained by applying Algorithm 13 to  $U$ . Because  $G$  is a Locally Involutive Basis, every zero entry  $T(u_i, x_j^\Gamma)$  ( $\Gamma \in \{L, R\}$ ) in the table corresponds to a prolongation  $g_i x_j$  or  $x_j g_i$  that involutively reduces to zero.

Let  $S$  be the set of S-polynomials involving elements of  $G$ , where the  $t$ -th entry of  $S$  ( $1 \leq t \leq |S|$ ) is the S-polynomial

$$s_t = c_t \ell_t g_i r_t - c'_t \ell'_t g_j r'_t,$$

with  $\ell_t u_i r_t = \ell'_t u_j r'_t$  being the overlap word of the S-polynomial. We will prove that every S-polynomial in  $S$  conventionally reduces to zero using  $G$ .

Recall (from Definition 3.1.2) that each S-polynomial in  $S$  corresponds to a particular type of overlap — ‘prefix’, ‘subword’ or ‘suffix’. For the purposes of this proof, let us now split the subword overlaps into three further types — ‘left’, ‘middle’ and ‘right’, corresponding to the cases where a monomial  $m_2$  is a prefix, proper subword and suffix of a monomial  $m_1$ .



This classification provides us with five cases to deal with in total, which we shall process in the following order: right, middle, left, prefix, suffix.

(1) Consider an arbitrary entry  $s_t \in S$  ( $1 \leq t \leq |S|$ ) corresponding to a right overlap where the monomial  $u_j$  is a suffix of the monomial  $u_i$ . Because  $\mathcal{O}$  never assigns any left nonmultiplicative variables,  $u_j$  must be an involutive divisor of  $u_i$ . But this contradicts the fact that the set  $G$  is autoreduced; it follows that no S-polynomials corresponding to

right overlaps can appear in  $S$ .

(2) Consider an arbitrary entry  $s_t \in S$  ( $1 \leq t \leq |S|$ ) corresponding to a middle overlap where the monomial  $u_j$  is a proper subword of the monomial  $u_i$ . This means that  $s_t = c_t g_i - c'_t \ell'_t g_j r'_t$  for some  $g_i, g_j \in G$ , with overlap word  $u_i = \ell'_t u_j r'_t$ . Let  $u_i = x_{i_1} \dots x_{i_\alpha}$ ; let  $u_j = x_{j_1} \dots x_{j_\beta}$ ; and choose  $D$  such that  $x_{i_D} = x_{j_\beta}$ .

$$\begin{array}{l} u_i = \quad \overline{x_{i_1}} \quad \text{---} \quad \overline{x_{i_{D-\beta}}} \quad \overline{x_{i_{D-\beta+1}}} \quad \overline{x_{i_{D-\beta+2}}} \quad \text{---} \quad \overline{x_{i_{D-1}}} \quad \overline{x_{i_D}} \quad \overline{x_{i_{D+1}}} \quad \text{---} \quad \overline{x_{i_\alpha}} \\ u_j = \quad \quad \quad \quad \quad \quad \quad \overline{x_{j_1}} \quad \overline{x_{j_2}} \quad \text{---} \quad \overline{x_{j_{\beta-1}}} \quad \overline{x_{j_\beta}} \end{array}$$

Because  $u_j$  is a proper subword of  $u_i$ , it follows that  $T(u_j, x_{i_{D+1}}^R) = 0$ . This gives rise to the prolongation  $g_j x_{i_{D+1}}$  of  $g_j$ . But we know that all prolongations involutively reduce to zero ( $G$  is a Locally Involutive Basis), so Algorithm 10 must find a monomial  $u_k = x_{k_1} \dots x_{k_\gamma} \in U$  such that  $u_k$  involutively divides  $u_j x_{i_{D+1}}$ . Assuming that  $x_{k_\gamma} = x_{i_\alpha}$ , we can deduce that any candidate for  $u_k$  must be a suffix of  $u_j x_{i_{D+1}}$  (otherwise  $T(u_k, x_{i_{\alpha+1}}^R) = 0$  because of the overlap between  $u_i$  and  $u_k$ ). This means that the degree of  $u_k$  is in the range  $1 \leq \gamma \leq \beta + 1$ ; we shall illustrate this in the following diagram by using a squiggly line to indicate that the monomial  $u_k$  can begin anywhere (or nowhere if  $u_k = x_{i_{D+1}}$ ) on the squiggly line.

$$\begin{array}{l} u_i = \quad \overline{x_{i_1}} \quad \text{---} \quad \overline{x_{i_{D-\beta}}} \quad \overline{x_{i_{D-\beta+1}}} \quad \overline{x_{i_{D-\beta+2}}} \quad \text{---} \quad \overline{x_{i_{D-1}}} \quad \overline{x_{i_D}} \quad \overline{x_{i_{D+1}}} \quad \text{---} \quad \overline{x_{i_\alpha}} \\ u_j = \quad \quad \quad \quad \quad \quad \quad \overline{x_{j_1}} \quad \overline{x_{j_2}} \quad \text{---} \quad \overline{x_{j_{\beta-1}}} \quad \overline{x_{j_\beta}} \\ u_k = \quad \quad \quad \quad \quad \quad \quad \underbrace{\hspace{10em}}_{\text{~~~~~}} \quad \overline{x_{k_\gamma}} \end{array}$$

We can now use the monomial  $u_k$  together with Buchberger's Second Criterion to simplify our goal of showing that the S-polynomial  $s_t$  reduces to zero. Notice that the monomial  $u_k$  is a subword of the overlap word  $u_i$  associated to  $s_t$ , and so in order to show that  $s_t$  reduces to zero, all we have to do is to show that the two S-polynomials

$$s_u = c_u g_i - c'_u (x_{i_1} x_{i_2} \dots x_{i_{D+1-\gamma}}) g_k (x_{i_{D+2}} \dots x_{i_\alpha})$$

and<sup>2</sup>

$$s_v = c_v (x_{j_1} \dots x_{i_{D+1-\gamma}}) g_k - c'_v g_j x_{i_{D+1}}$$

---

<sup>2</sup>Technical point: if  $\gamma \neq \beta + 1$ , the S-polynomial  $s_v$  could in fact appear as  $s_v = c_v g_j x_{i_{D+1}} - c'_v (x_{j_1} \dots x_{i_{D+1-\gamma}}) g_k$  and not as  $s_v = c_v (x_{j_1} \dots x_{i_{D+1-\gamma}}) g_k - c'_v g_j x_{i_{D+1}}$ ; for simplicity we will treat both cases the same in the proof as all that changes is the notation and the signs.

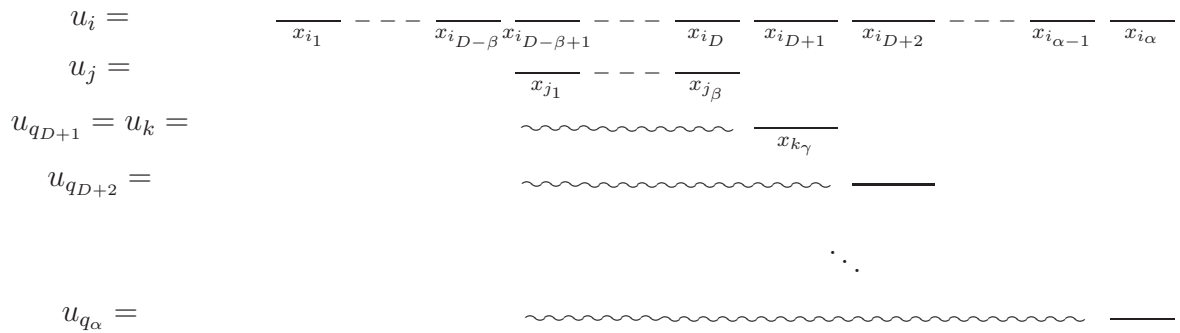
reduce to zero ( $1 \leq u, v \leq |S|$ ).

For the S-polynomial  $s_v$ , there are two cases to consider:  $\gamma = 1$ , and  $\gamma > 1$ . In the former case, because (as placed in  $u_i$ ) the monomials  $u_j$  and  $u_k$  do not overlap, we can use Buchberger's First Criterion to say that the 'S-polynomial'  $s_v$  reduces to zero (for further explanation, see the paragraph at the beginning of Section 3.4.1). In the latter case, we know that the first step of the involutive reduction of the prolongation  $g_j x_{i_{D+1}}$  is to take away the multiple  $(\frac{c_v}{c'_v})(x_{j_1} \dots x_{i_{D+1-\gamma}})g_k$  of  $g_k$  from  $g_j x_{i_{D+1}}$  to leave the polynomial  $g_j x_{i_{D+1}} - (\frac{c_v}{c'_v})(x_{j_1} \dots x_{i_{D+1-\gamma}})g_k = -(\frac{1}{c'_v})s_v$ . But as we know that all prolongations involutively reduce to zero, we can conclude that the S-polynomial  $s_v$  conventionally reduces to zero.

For the S-polynomial  $s_u$ , we note that if  $D = \alpha - 1$ , then  $s_u$  corresponds to a right overlap. But we know from part (1) that right overlaps cannot appear in  $S$ , and so  $s_t$  also cannot appear in  $S$ . Otherwise, we proceed by induction on the S-polynomial  $s_u$  to produce a sequence  $\{u_{q_{D+1}}, u_{q_{D+2}}, \dots, u_{q_\alpha}\}$  of monomials, so that  $s_u$  (and hence  $s_t$ ) reduces to zero if the S-polynomial

$$s_\eta = c_\eta g_i - c'_\eta (x_{i_1} \dots x_{i_{\alpha-\mu}}) g_{q_\alpha}$$

reduces to zero ( $1 \leq \eta \leq |S|$ ), where  $\mu = \deg(u_{q_\alpha})$ .



But  $s_\eta$  always corresponds to a right overlap, so we must conclude that middle overlaps (as well as right overlaps) cannot appear in  $S$ .

**(3)** Consider an arbitrary entry  $s_t \in S$  ( $1 \leq t \leq |S|$ ) corresponding to a left overlap where the monomial  $u_j$  is a prefix of the monomial  $u_i$ . This means that  $s_t = c_t g_i - c'_t g_j r'_t$  for

some  $g_i, g_j \in G$ , with overlap word  $u_i = u_j r'_t$ . Let  $u_i = x_{i_1} \dots x_{i_\alpha}$  and let  $u_j = x_{j_1} \dots x_{j_\beta}$ .

$$\begin{array}{l} u_i = \\ u_j = \end{array} \quad \begin{array}{cccccccc} \overline{x_{i_1}} & \overline{x_{i_2}} & \text{---} & \overline{x_{i_{\beta-1}}} & \overline{x_{i_\beta}} & \overline{x_{i_{\beta+1}}} & \text{---} & \overline{x_{i_{\alpha-1}}} & \overline{x_{i_\alpha}} \\ \overline{x_{j_1}} & \overline{x_{j_2}} & \text{---} & \overline{x_{j_{\beta-1}}} & \overline{x_{j_\beta}} & & & & \end{array}$$

Because  $u_j$  is a prefix of  $u_i$ , it follows that  $T(u_j, x_{i_{\beta+1}}^R) = 0$ . This gives rise to the prolongation  $g_j x_{i_{\beta+1}}$  of  $g_j$ . But we know that all prolongations involutively reduce to zero, so there must exist a monomial  $u_k = x_{k_1} \dots x_{k_\gamma} \in U$  such that  $u_k$  involutively divides  $u_j x_{i_{\beta+1}}$ . Assuming that  $x_{k_\gamma} = x_{i_\kappa}$ , any candidate for  $u_k$  must be a suffix of  $u_j x_{i_{\beta+1}}$  (otherwise  $T(u_k, x_{i_{\kappa+1}}^R) = 0$  because of the overlap between  $u_i$  and  $u_k$ ). Further, any candidate for  $u_k$  cannot be either a suffix or a proper subword of  $u_i$  (because of parts (1) and (2) of this proof). This leaves only one possibility for  $u_k$ , namely  $u_k = u_j x_{i_{\beta+1}}$ .

$$\begin{array}{l} u_i = \\ u_j = \\ u_k = \end{array} \quad \begin{array}{cccccccc} \overline{x_{i_1}} & \overline{x_{i_2}} & \text{---} & \overline{x_{i_{\beta-1}}} & \overline{x_{i_\beta}} & \overline{x_{i_{\beta+1}}} & \text{---} & \overline{x_{i_{\alpha-1}}} & \overline{x_{i_\alpha}} \\ \overline{x_{j_1}} & \overline{x_{j_2}} & \text{---} & \overline{x_{j_{\beta-1}}} & \overline{x_{j_\beta}} & & & & \\ \overline{x_{k_1}} & \overline{x_{k_2}} & \text{---} & \overline{x_{k_{\gamma-2}}} & \overline{x_{k_{\gamma-1}}} & \overline{x_{k_\gamma}} & & & \end{array}$$

If  $\alpha = \beta + 1$ , then it is clear that  $u_k = u_i$ , and so the first step in the involutive reduction of the prolongation  $g_j x_{i_\alpha}$  is to take away the multiple  $(\frac{c_t}{c'_t})g_i$  of  $g_i$  from  $g_j x_{i_\alpha}$  to leave the polynomial  $g_j x_{i_\alpha} - (\frac{c_t}{c'_t})g_i = -(\frac{1}{c'_t})s_t$ . But as we know that all prolongations involutively reduce to zero, we can conclude that the S-polynomial  $s_t$  conventionally reduces to zero.

Otherwise, if  $\alpha > \beta + 1$ , we can now use the monomial  $u_k$  together with Buchberger's Second Criterion to simplify our goal of showing that the S-polynomial  $s_t$  reduces to zero. Notice that the monomial  $u_k$  is a subword of the overlap word  $u_i$  associated to  $s_t$ , and so in order to show that  $s_t$  reduces to zero, all we have to do is to show that the two S-polynomials

$$s_u = c_u g_i - c'_u g_k(x_{i_{\beta+2}} \dots x_{i_\alpha})$$

and

$$s_v = c_v g_k - c'_v g_j x_{i_{\beta+1}}$$

reduce to zero ( $1 \leq u, v \leq |S|$ ).

The S-polynomial  $s_v$  reduces to zero by comparison with part (2). For the S-polynomial  $s_u$ , we proceed by induction (we have another left overlap), eventually coming across a left overlap of 'type  $\alpha = \beta + 1$ ' because we move one letter at a time to the right after



each inductive step.

$$\begin{array}{l}
 u_i = \\
 u_j = \\
 u_k = \\
 \\
 \vdots \\
 \hline
 \end{array}
 \begin{array}{cccccccc}
 \overline{x_{i_1}} & \overline{x_{i_2}} & \text{---} & \overline{x_{i_{\beta-1}}} & \overline{x_{i_{\beta}}} & \overline{x_{i_{\beta+1}}} & \overline{x_{i_{\beta+2}}} & \text{---} & \overline{x_{i_{\alpha-1}}} & \overline{x_{i_{\alpha}}} \\
 \overline{x_{j_1}} & \overline{x_{j_2}} & \text{---} & \overline{x_{j_{\beta-1}}} & \overline{x_{j_{\beta}}} & & & & & \\
 \overline{x_{k_1}} & \overline{x_{k_2}} & \text{---} & \overline{x_{k_{\gamma-2}}} & \overline{x_{k_{\gamma-1}}} & \overline{x_{k_{\gamma}}} & & & & \\
 & & & & & & & & & \\
 & & & & & & & & & \\
 & & & & & & & & & \\
 \hline
 \end{array}$$

(4 and 5) In Definition 3.1.2, we defined a prefix overlap to be an overlap where, given two monomials  $m_1$  and  $m_2$  such that  $\deg(m_1) \geq \deg(m_2)$ , a prefix of  $m_1$  is equal to a suffix of  $m_2$ ; suffix overlaps were defined similarly. If we drop the condition on the degrees of the monomials, it is clear that every suffix overlap can be treated as a prefix overlap (by swapping the roles of  $m_1$  and  $m_2$ ); this allows us to deal with the case of a prefix overlap only.

Consider an arbitrary entry  $s_t \in S$  ( $1 \leq t \leq |S|$ ) corresponding to a prefix overlap where a prefix of the monomial  $u_i$  is equal to a suffix of the monomial  $u_j$ . This means that  $s_t = c_t \ell_t g_i - c'_t g_j r'_t$  for some  $g_i, g_j \in G$ , with overlap word  $\ell_t u_i = u_j r'_t$ . Let  $u_i = x_{i_1} \dots x_{i_{\alpha}}$ ; let  $u_j = x_{j_1} \dots x_{j_{\beta}}$ ; and choose  $D$  such that  $x_{i_D} = x_{j_{\beta}}$ .

$$\begin{array}{l}
 u_i = \\
 u_j =
 \end{array}
 \begin{array}{cccccccc}
 & & & \overline{x_{i_1}} & & \overline{x_{i_D}} & \overline{x_{i_{D+1}}} & & \overline{x_{i_{\alpha-1}}} & \overline{x_{i_{\alpha}}} \\
 \overline{x_{j_1}} & \text{---} & \overline{x_{j_{\beta-D}}} & \overline{x_{j_{\beta-D+1}}} & \text{---} & \overline{x_{j_{\beta}}} & & & & 
 \end{array}$$

By definition of  $\mathcal{O}$ , we must have  $T(u_j, x_{i_{D+1}}^R) = 0$ .

Because we know that the prolongation  $g_j x_{i_{D+1}}$  involutively reduces to zero, there must exist a monomial  $u_k = x_{k_1} \dots x_{k_{\gamma}} \in U$  such that  $u_k$  involutively divides  $u_j x_{i_{D+1}}$ . This  $u_k$  must be a suffix of  $u_j x_{i_{D+1}}$  (otherwise, assuming that  $x_{k_{\gamma}} = x_{j_{\kappa}}$ , we have  $T(u_k, x_{i_{D+1}}^R) = 0$  if  $\kappa = \beta$  (because of the overlap between  $u_i$  and  $u_k$ ); and  $T(u_k, x_{i_{D+1}}^R) = 0$  if  $\kappa < \beta$  (because of the overlap between  $u_j$  and  $u_k$ )).

$$\begin{array}{l}
 u_i = \\
 u_j = \\
 u_k =
 \end{array}
 \begin{array}{cccccccc}
 & & & \overline{x_{i_1}} & & \overline{x_{i_D}} & \overline{x_{i_{D+1}}} & & \overline{x_{i_{\alpha-1}}} & \overline{x_{i_{\alpha}}} \\
 \overline{x_{j_1}} & \text{---} & \overline{x_{j_{\beta-D}}} & \overline{x_{j_{\beta-D+1}}} & \text{---} & \overline{x_{j_{\beta}}} & & & & \\
 \text{~~~~~} & & & & & & & & & \overline{x_{k_{\gamma}}}
 \end{array}$$

Let us now use the monomial  $u_k$  together with Buchberger's Second Criterion to simplify our goal of showing that the S-polynomial  $s_t$  reduces to zero. Because  $u_k$  is a subword of the overlap word  $\ell_t u_i$  associated to  $s_t$ , in order to show that  $s_t$  reduces to zero, all we have to do is to show that the two S-polynomials

$$s_u = \begin{cases} c_u(x_{k_1} \dots x_{j_{\beta-D}})g_i - c'_u g_k(x_{i_{D+2}} \dots x_{i_\alpha}) & \text{if } \gamma > D + 1 \\ c_u g_i - c'_u \ell'_u g_k(x_{i_{D+2}} \dots x_{i_\alpha}) & \text{if } \gamma \leq D + 1 \end{cases}$$

and

$$s_v = c_v g_j x_{i_{D+1}} - c'_v (x_{j_1} \dots x_{j_{\beta+1-\gamma}}) g_k$$

reduce to zero ( $1 \leq u, v \leq |S|$ ).

The S-polynomial  $s_v$  reduces to zero by comparison with part (2). For the S-polynomial  $s_u$ , first note that if  $\alpha = D + 1$ , then either  $u_k$  is a suffix of  $u_i$ ,  $u_i$  is a suffix of  $u_k$ , or  $u_k = u_i$ ; it follows that  $s_u$  reduces to zero trivially if  $u_k = u_i$ , and (by part (1))  $s_u$  (and hence  $s_t$ ) cannot appear in  $S$  in the other two cases.

If however  $\alpha \neq D + 1$ , then either  $s_u$  is a middle overlap (if  $\gamma < D + 1$ ), a left overlap (if  $\gamma = D + 1$ ), or another prefix overlap. The first case leads us to conclude that  $s_t$  cannot appear in  $S$ ; the second case is handled by part (3) of this proof; and the final case is handled by induction, where we note that after each step of the induction, the value  $\alpha + \beta - 2D$  strictly decreases, so we are guaranteed at some stage to find an overlap that is not a prefix overlap, enabling us either to verify that the S-polynomial  $s_t$  conventionally reduces to zero, or to conclude that  $s_t$  can not in fact appear in  $S$ .  $\square$

### 5.5.3 A Strong Local Division

Thus far, we have encountered two global divisions that are strong and continuous, and one local division that is weak, continuous and Gröbner. Our next division can be considered to be a hybrid of these previous divisions, as it will be a local division that is continuous and (as long as thick divisors are being used) strong.

**Definition 5.5.17 (The Strong Left Overlap Division  $\mathcal{S}$ )** Let  $U = \{u_1, \dots, u_m\}$  be a set of monomials. Assign multiplicative variables to  $U$  according to Algorithm 15, which (in words) performs the following two tasks.

- (a) Assign multiplicative variables to  $U$  according to the left overlap division.

- (b) Using the recipe provided in Algorithm 14, ensure that at least one variable in every monomial  $u_j \in U$  is right nonmultiplicative for each monomial  $u_i \in U$ .

**Remark 5.5.18** As Algorithm 15 expects any input set to be ordered with respect to DegRevLex, we may sometimes have to reorder a set of monomials  $U$  to satisfy this condition before we can assign multiplicative variables to  $U$  according to the strong left overlap division.

---

**Algorithm 14** ‘DisjointCones’ Function for Algorithm 15

---

**Input:** A set of monomials  $U = \{u_1, \dots, u_m\}$  ordered by DegRevLex ( $u_1 \geq u_2 \geq \dots \geq u_m$ ), where  $u_i \in R\langle x_1, \dots, x_n \rangle$ ; a table  $T$  of left and right multiplicative variables for all  $u_i \in U$ , where each entry of  $T$  is either 1 (multiplicative) or 0 (nonmultiplicative).

**Output:**  $T$ .

```

for each monomial $u_i \in U$ ($m \geq i \geq 1$) do
 for each monomial $u_j \in U$ ($m \geq j \geq 1$) do
 Let $u_i = x_{i_1}x_{i_2} \dots x_{i_\alpha}$ and $u_j = x_{j_1}x_{j_2} \dots x_{j_\beta}$;
 found = false;
 $k = 1$;
 while ($k \leq \beta$) do
 if ($T(u_i, x_{j_k}^R) = 0$) then
 found = true;
 $k = \beta + 1$;
 else
 $k = k + 1$;
 end if
 end while
 if (found == false) then
 $T(u_i, x_{j_1}^R) = 0$;
 end if
 end for
end for
return T ;

```

---

---

**Algorithm 15** The Strong Left Overlap Division  $\mathcal{S}$ 

---

**Input:** A set of monomials  $U = \{u_1, \dots, u_m\}$  ordered by DegRevLex ( $u_1 \geq u_2 \geq \dots \geq u_m$ ), where  $u_i \in R\langle x_1, \dots, x_n \rangle$ .

**Output:** A table  $T$  of left and right multiplicative variables for all  $u_i \in U$ , where each entry of  $T$  is either 1 (multiplicative) or 0 (nonmultiplicative).

Create a table  $T$  of multiplicative variables as shown below:

|          | $x_1^L$  | $x_1^R$  | $x_2^L$  | $x_2^R$  | $\dots$  | $x_n^L$  | $x_n^R$  |
|----------|----------|----------|----------|----------|----------|----------|----------|
| $u_1$    | 1        | 1        | 1        | 1        | $\dots$  | 1        | 1        |
| $u_2$    | 1        | 1        | 1        | 1        | $\dots$  | 1        | 1        |
| $\vdots$ | $\vdots$ | $\vdots$ | $\vdots$ | $\vdots$ | $\ddots$ | $\vdots$ | $\vdots$ |
| $u_m$    | 1        | 1        | 1        | 1        | $\dots$  | 1        | 1        |

**for each** monomial  $u_i \in U$  ( $1 \leq i \leq m$ ) **do**

**for each** monomial  $u_j \in U$  ( $i \leq j \leq m$ ) **do**

    Let  $u_i = x_{i_1}x_{i_2}\dots x_{i_\alpha}$  and  $u_j = x_{j_1}x_{j_2}\dots x_{j_\beta}$ ;

**if** ( $i \neq j$ ) **then**

**for each**  $k$  ( $1 \leq k < \alpha - \beta + 1$ ) **do**

**if** (Subword( $u_i, k, k + \beta - 1$ ) ==  $u_j$ ) **then**

$T(u_j, x_{i_{k+\beta}}^R) = 0$ ;

**end if**

**end for**

**end if**

**for each**  $k$  ( $1 \leq k \leq \beta - 1$ ) **do**

**if** (Prefix( $u_i, k$ ) == Suffix( $u_j, k$ )) **then**

$T(u_j, x_{i_{k+1}}^R) = 0$ ;

**end if**

**if** (Suffix( $u_i, k$ ) == Prefix( $u_j, k$ )) **then**

$T(u_i, x_{j_{k+1}}^R) = 0$ ;

**end if**

**end for**

**end for**

**end for**

$T = \text{DisjointCones}(U, T)$ ; (Algorithm 14)

**return**  $T$ ;

---

**Proposition 5.5.19** *The strong left overlap division is continuous.*

**Proof:** We refer to the proof of Proposition 5.5.14, replacing  $\mathcal{O}$  by  $\mathcal{S}$ . □

**Proposition 5.5.20** *The strong left overlap division is a Gröbner involutive division.*

**Proof:** We refer to the proof of Proposition 5.5.16, replacing  $\mathcal{O}$  by  $\mathcal{S}$ . □

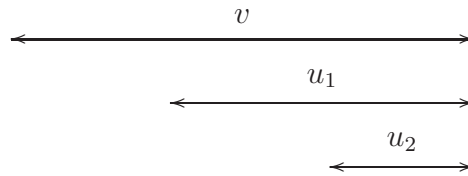
**Remark 5.5.21** Propositions 5.5.19 and 5.5.20 apply either when using thin divisors or when using thick divisors.

**Proposition 5.5.22** *With respect to thick divisors, the strong left overlap division is a strong involutive division.*

**Proof:** To prove that the strong left overlap division is a strong involutive division, we need to show that the three conditions of Definition 5.1.6 hold.

- **Disjoint Cones Condition**

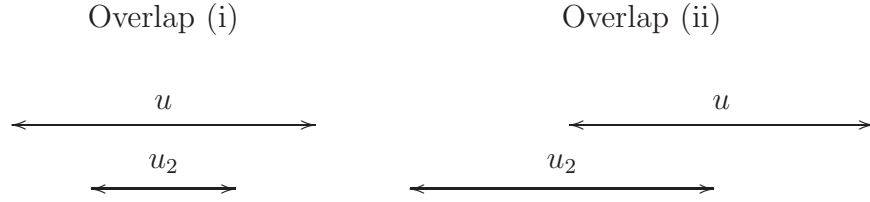
Let  $\mathcal{C}_{\mathcal{S}}(u_1, U)$  and  $\mathcal{C}_{\mathcal{S}}(u_2, U)$  be the involutive cones associated to the monomials  $u_1$  and  $u_2$  over some noncommutative polynomial ring  $\mathcal{R}$ , where  $\{u_1, u_2\} \subset U \subset \mathcal{R}$ . If  $\mathcal{C}_{\mathcal{S}}(u_1, U) \cap \mathcal{C}_{\mathcal{S}}(u_2, U) \neq \emptyset$ , then there must be some monomial  $v \in \mathcal{R}$  such that  $v$  contains both monomials  $u_1$  and  $u_2$  as subwords, and (as placed in  $v$ ) both  $u_1$  and  $u_2$  must be involutive divisors of  $v$ . By definition of  $\mathcal{S}$ , both  $u_1$  and  $u_2$  must be suffices of  $v$ . Thus, assuming (without loss of generality) that  $\deg(u_1) > \deg(u_2)$ , we are able to draw the following diagram summarising the situation.



For  $\mathcal{S}$  to be strong, we must have  $\mathcal{C}_{\mathcal{S}}(u_1, U) \subset \mathcal{C}_{\mathcal{S}}(u_2, U)$  (it is clear that  $\mathcal{C}_{\mathcal{S}}(u_2, U) \not\subset \mathcal{C}_{\mathcal{S}}(u_1, U)$  because  $u_2 \notin \mathcal{C}_{\mathcal{S}}(u_1, U)$ ). This can be verified by proving that a variable is right nonmultiplicative for  $u_1$  if and only if it is right nonmultiplicative for  $u_2$ .

( $\Rightarrow$ ) If an arbitrary variable  $x$  is right nonmultiplicative for  $u_2$ , then either some monomial  $u \in U$  overlaps with  $u_2$  in one of the ways shown below (where the variable immediately to the right of  $u_2$  is the variable  $x$ ), or  $x$  was assigned right

nonmultiplicative for  $u_2$  in order to ensure that some variable in some monomial  $u \in U$  is right nonmultiplicative for  $u_2$ .



If the former case applies, then it is clear that for both overlap types there will be another overlap between  $u_1$  and  $u$  that will lead  $\mathcal{S}$  to assign  $x$  to be right nonmultiplicative for  $u_1$ . It follows that after we have assigned multiplicative variables to  $U$  according to the left overlap division (which we recall is the first step of assigning multiplicative variables to  $U$  according to  $\mathcal{S}$ ), the right multiplicative variables of  $u_1$  and  $u_2$  will be identical. It therefore remains to show that if  $x$  is assigned right nonmultiplicative for  $u_2$  in the latter case (which will happen during the final step of assigning multiplicative variables to  $U$  according to  $\mathcal{S}$ ), then  $x$  is also assigned right nonmultiplicative for  $u_1$ . But this is clear when we consider that Algorithm 14 is used to perform this final step, because for  $u_1$  and  $u_2$  in Algorithm 14, we will always analyse each monomial in  $U$  in the same order.

( $\Leftarrow$ ) Use the same argument as above, replacing  $u_1$  by  $u_2$  and vice-versa.

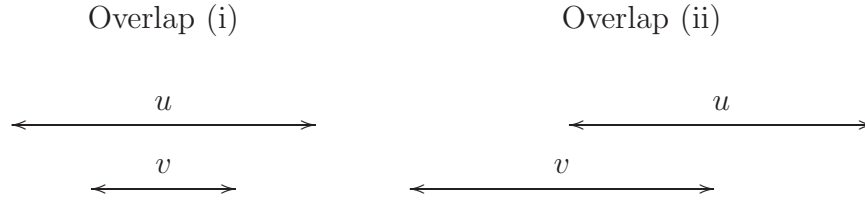
- **Unique Divisor Condition**

Given a monomial  $u$  belonging to a set of monomials  $U$ ,  $u$  may not involutively divide an arbitrary monomial  $v$  in more than one way (and hence the Unique Divisor condition is satisfied) because (i)  $\mathcal{S}$  ensures that no overlap word involving only  $u$  is involutively divisible in more than one way by  $u$ ; and (ii)  $\mathcal{S}$  ensures that at least one variable in  $u$  is right nonmultiplicative for  $u$ , so that if  $u$  appears twice in  $v$  as subwords that are disjoint from one another, then only the ‘right-most’ subword can potentially be an involutive divisor of  $v$ .

- **Subset Condition**

Let  $v$  be a monomial belonging to a set  $V$  of monomials, where  $V$  itself is a subset of a larger set  $U$  of monomials. Because  $\mathcal{S}$  assigns no left nonmultiplicative variables, it is clear that  $\mathcal{M}_{\mathcal{S}}^L(v, U) \subseteq \mathcal{M}_{\mathcal{S}}^L(v, V)$ . To prove that  $\mathcal{M}_{\mathcal{S}}^R(v, U) \subseteq \mathcal{M}_{\mathcal{S}}^R(v, V)$ , note that if a variable  $x$  is right nonmultiplicative for  $v$  with respect to  $U$  and  $\mathcal{S}$  (so that  $x \notin \mathcal{M}_{\mathcal{S}}^R(v, U)$ ), then (as in the proof for the Disjoint Cones Condition) either some monomial  $u \in U$  overlaps with  $v$  in one of the ways shown below (where the

variable immediately to the right of  $v$  is the variable  $x$ ), or  $x$  was assigned right nonmultiplicative for  $v$  in order to ensure that some variable in some monomial  $u \in U$  is right nonmultiplicative for  $v$ .



In both cases, it is clear that, with respect to the set  $V$ , the variable  $x$  may not be assigned right nonmultiplicative for  $v$  if  $u \notin V$ , so that  $\mathcal{M}_{\mathcal{S}}^R(v, U) \subseteq \mathcal{M}_{\mathcal{S}}^R(v, V)$  as required.

□

**Proposition 5.5.23** *With respect to thin divisors, the strong left overlap division is a weak involutive division.*

**Proof:** Let  $U := \{xy\}$  be a set of monomials over the polynomial ring  $\mathbb{Q}\langle x, y \rangle$ . Here are the multiplicative variables for  $U$  with respect to the strong left overlap division  $\mathcal{S}$ .

|      |                                     |                                     |
|------|-------------------------------------|-------------------------------------|
| $u$  | $\mathcal{M}_{\mathcal{S}}^L(u, U)$ | $\mathcal{M}_{\mathcal{S}}^R(u, U)$ |
| $xy$ | $\{x, y\}$                          | $\{y\}$                             |

For  $\mathcal{S}$  to be strong with respect to thin divisors, the monomial  $xy^2xy$ , which is conventionally divisible by  $xy$  in two ways, must only be involutively divisible by  $xy$  in one way (this is the Unique Divisor condition of Definition 5.1.6). However it is clear that  $xy^2xy$  is involutively divisible by  $xy$  in two ways with respect to thin divisors, so  $\mathcal{S}$  must be a weak involutive division with respect to thin divisors.

□

**Example 5.5.24** Continuing Examples 5.5.9 and 5.5.12, here are the multiplicative variables for the set  $\text{LM}(F)$  of monomials with respect to the strong left overlap division  $\mathcal{S}$ , where we recall that  $F := \{xy - z, x + z, yz - z, xz, zy + z, z^2\}$ .

| $u$   | $\mathcal{M}_S^L(u, \text{LM}(F))$ | $\mathcal{M}_S^R(u, \text{LM}(F))$ |
|-------|------------------------------------|------------------------------------|
| $xy$  | $\{x, y, z\}$                      | $\{y\}$                            |
| $x$   | $\{x, y, z\}$                      | $\emptyset$                        |
| $yz$  | $\{x, y, z\}$                      | $\emptyset$                        |
| $xz$  | $\{x, y, z\}$                      | $\emptyset$                        |
| $zy$  | $\{x, y, z\}$                      | $\{y\}$                            |
| $z^2$ | $\{x, y, z\}$                      | $\emptyset$                        |

When we apply Algorithm 12 to  $F$  with respect to the DegLex monomial ordering, thick divisors and the strong left overlap division,  $F$  (as in Example 5.5.12) is returned to us as the output Locally Involutive Basis.

**Remark 5.5.25** In the above example, even though we know that  $\mathcal{S}$  is continuous, we cannot deduce that the Locally Involutive Basis  $F$  is an Involutive Basis because we are using thick divisors (Proposition 5.4.3 does not apply in the case of using thick divisors).

What this means is that the involutive cones of  $F$  (and in general any Locally Involutive Basis with respect to  $\mathcal{S}$  and thick divisors) will be disjoint (because  $\mathcal{S}$  is strong), but will not necessarily completely cover the conventional cones of  $F$ , so that some monomials that are conventionally reducible by  $F$  may not be involutively reducible by  $F$ . It follows that when involutively reducing a polynomial with respect to  $F$ , the reduction path will be unique but the correct remainder may not always be obtained (in the sense that some of the terms in our ‘remainder’ may still be conventionally reducible by members of  $F$ ). One remedy to this problem would be to involutively reduce a polynomial  $p$  with respect to  $F$  to obtain a remainder  $r$ , and then to conventionally reduce  $r$  with respect to  $F$  to obtain a remainder  $r'$  which we can be sure contains no term that is conventionally reducible by  $F$ .

Let us now summarise (with respect to thin divisors) the properties of the involutive divisions we have encountered so far, where we note that any strong and continuous involutive division is by default a Gröbner involutive division.



| Division             | Continuous | Strong | Gröbner |
|----------------------|------------|--------|---------|
| Left                 | Yes        | Yes    | Yes     |
| Right                | Yes        | Yes    | Yes     |
| Left Overlap         | Yes        | No     | Yes     |
| Right Overlap        | Yes        | No     | Yes     |
| Strong Left Overlap  | Yes        | No     | Yes     |
| Strong Right Overlap | Yes        | No     | Yes     |

There is a balance to be struck between choosing an involutive division with nice theoretical properties and an involutive division which is of practical use, which is to say that it is more likely to terminate compared to other divisions. To this end, one suggestion would be to try to compute an Involutive Basis with respect to the left or right divisions to begin with (as they are easily defined and involutive reduction with respect to these divisions is very efficient); otherwise to try one of the ‘overlap’ divisions, choosing a strong overlap division if it is important to obtain disjoint involutive cones.

It is also worth mentioning that for all the divisions we have encountered so far, if Algorithm 12 terminates then it does so with a noncommutative Gröbner Basis, which means that Algorithm 12 can be thought of as an alternative algorithm for computing noncommutative Gröbner Bases. Whether this method is more or less efficient than computing noncommutative Gröbner Bases using Algorithm 5 is a matter for further discussion.

#### 5.5.4 Alternative Divisions

Having encountered three different types of involutive division so far (each of which has two variants – left and right), let us now consider if there are any other involutive divisions with some useful properties, starting by thinking of global divisions.

##### Alternative Global Divisions

**Open Question 2** Apart from the empty, left and right divisions, are there any other global involutive divisions of the following types:

- (a) strong and continuous;
- (b) weak, continuous and Gröbner?

**Remark 5.5.26** It seems unlikely that a global division will exist that affirmatively answers Open Question 2 and does not either assign all variables to be left nonmultiplicative or all right nonmultiplicative (thus refining the right or left divisions respectively). The reason for saying this is because the moment you have one variable being left multiplicative and another variable being right multiplicative for the same monomial *globally*, then you risk not being able to prove that your division is strong; similarly the moment you have one variable being left nonmultiplicative and another variable being right nonmultiplicative for the same monomial globally, then you risk not being able to prove that your division is continuous.

### Alternative Local Divisions

So far, all the local divisions we have considered have assigned all variables to be multiplicative on one side, and have chosen certain variables to be nonmultiplicative on the other side. Let us now consider a local division that modifies the left overlap division by assigning some variables to be nonmultiplicative on both left and right hand sides.

**Definition 5.5.27 (The Two-Sided Left Overlap Division  $\mathcal{W}$ )** Consider a set  $U = \{u_1, \dots, u_m\}$  of monomials, where all variables are assumed to be left and right multiplicative for all elements of  $U$  to begin with. Assign multiplicative variables to  $U$  according to Algorithm 16, which (in words) performs the following tasks.

- (a) For all possible ways that a monomial  $u_j \in U$  is a subword of a (different) monomial  $u_i \in U$ , so that

$$\text{Subword}(u_i, k, k + \deg(u_j) - 1) = u_j$$

for some integer  $k$ , assign the variable  $\text{Subword}(u_i, k-1, k-1)$  to be left nonmultiplicative for  $u_j$  if  $u_j$  is a suffix of  $u_i$ ; and assign the variable  $\text{Subword}(u_i, k + \deg(u_j), k + \deg(u_j))$  to be right nonmultiplicative for  $u_j$  if  $u_j$  is not a suffix of  $u_i$ .

- (b) For all possible ways that a proper prefix of a monomial  $u_i \in U$  is equal to a proper suffix of a (not necessarily different) monomial  $u_j \in U$ , so that

$$\text{Prefix}(u_i, k) = \text{Suffix}(u_j, k)$$

for some integer  $k$  and  $u_i$  is not a subword of  $u_j$  or vice-versa, use the recipe provided in the second half of Algorithm 16 to ensure that at least one of the following conditions

are satisfied: (i) the variable  $\text{Subword}(u_i, k + 1, k + 1)$  is right nonmultiplicative for  $u_j$ ; (ii) the variable  $\text{Subword}(u_j, \deg(u_j) - k, \deg(u_j) - k)$  is left nonmultiplicative for  $u_i$ .

**Remark 5.5.28** For task (b) above, Algorithm 16 gives preference to monomials which are greater in the DegRevLex monomial ordering (given the choice, it always assigns a nonmultiplicative variable to whichever monomial out of  $u_i$  and  $u_j$  is the smallest); it also attempts to minimise the number of variables made nonmultiplicative by only assigning a variable to be nonmultiplicative if both the variables  $\text{Subword}(u_i, k + 1, k + 1)$  and  $\text{Subword}(u_j, \deg(u_j) - k, \deg(u_j) - k)$  are respectively right multiplicative and left multiplicative. These refinements will become crucial when proving the continuity of the division.

**Example 5.5.29** Consider the set of monomials  $U := \{zx^2yxy, yzx, xy\}$  over the polynomial ring  $\mathbb{Q}\langle x, y, z \rangle$ . Here are the left and right multiplicative variables for  $U$  with respect to the two-sided left overlap division  $\mathcal{W}$ .

| $u$       | $\mathcal{M}_{\mathcal{W}}^L(u, U)$ | $\mathcal{M}_{\mathcal{W}}^R(u, U)$ |
|-----------|-------------------------------------|-------------------------------------|
| $zx^2yxy$ | $\{x, y, z\}$                       | $\{x, y, z\}$                       |
| $yzx$     | $\{y, z\}$                          | $\{y, z\}$                          |
| $xy$      | $\{x\}$                             | $\{y, z\}$                          |

The above table is constructed from the table  $T$  shown below, a table which is obtained by applying Algorithm 16 to  $U$ .

| Monomial  | $x^L$ | $x^R$ | $y^L$ | $y^R$ | $z^L$ | $z^R$ |
|-----------|-------|-------|-------|-------|-------|-------|
| $zx^2yxy$ | 1     | 1     | 1     | 1     | 1     | 1     |
| $yzx$     | 0     | 0     | 1     | 1     | 1     | 1     |
| $xy$      | 1     | 0     | 0     | 1     | 0     | 1     |

The zero entries in  $T$  correspond to the following overlaps between the elements of  $U$  (presented in the order in which Algorithm 16 encounters them).

**Algorithm 16** The Two-Sided Left Overlap Division  $\mathcal{W}$ 

**Input:** A set of monomials  $U = \{u_1, \dots, u_m\}$  ordered by DegRevLex ( $u_1 \geq u_2 \geq \dots \geq u_m$ ), where  $u_i \in R\langle x_1, \dots, x_n \rangle$ .

**Output:** A table  $T$  of left and right multiplicative variables for all  $u_i \in U$ , where each entry of  $T$  is either 1 (multiplicative) or 0 (nonmultiplicative).

Create a table  $T$  of multiplicative variables as shown below:

|          | $x_1^L$  | $x_1^R$  | $x_2^L$  | $x_2^R$  | $\dots$  | $x_n^L$  | $x_n^R$  |
|----------|----------|----------|----------|----------|----------|----------|----------|
| $u_1$    | 1        | 1        | 1        | 1        | $\dots$  | 1        | 1        |
| $\vdots$ | $\vdots$ | $\vdots$ | $\vdots$ | $\vdots$ | $\ddots$ | $\vdots$ | $\vdots$ |
| $u_m$    | 1        | 1        | 1        | 1        | $\dots$  | 1        | 1        |

**for each** monomial  $u_i \in U$  ( $1 \leq i \leq m$ ) **do**

**for each** monomial  $u_j \in U$  ( $i \leq j \leq m$ ) **do**

    Let  $u_i = x_{i_1}x_{i_2}\dots x_{i_\alpha}$  and  $u_j = x_{j_1}x_{j_2}\dots x_{j_\beta}$ ;

**if** ( $i \neq j$ ) **then**

**for each**  $k$  ( $1 \leq k \leq \alpha - \beta + 1$ ) **do**

**if** (Subword( $u_i, k, k + \beta - 1$ ) ==  $u_j$ ) **then**

**if** ( $k < \alpha - \beta + 1$ ) **then**  $T(u_j, x_{i_{k+\beta}}^R) = 0$ ;

**else**  $T(u_j, x_{i_{k-1}}^L) = 0$ ;

**end if**

**end if**

**end for**

**end if**

**for each**  $k$  ( $1 \leq k \leq \beta - 1$ ) **do**

**if** (Prefix( $u_i, k$ ) == Suffix( $u_j, k$ )) **then**

**if** ( $T(u_i, x_{j_{\beta-k}}^L) + T(u_j, x_{i_{k+1}}^R) == 2$ ) **then**  $T(u_j, x_{i_{k+1}}^R) = 0$ ;

**end if**

**end if**

**if** (Suffix( $u_i, k$ ) == Prefix( $u_j, k$ )) **then**

**if** ( $T(u_i, x_{j_{k+1}}^R) + T(u_j, x_{i_{\alpha-k}}^L) == 2$ ) **then**  $T(u_j, x_{i_{\alpha-k}}^L) = 0$ ;

**end if**

**end if**

**end for**

**end for**

**end for**

**return**  $T$ ;

| Table Entry   | Overlap                                             |
|---------------|-----------------------------------------------------|
| $T(yzx, x^R)$ | $\text{Prefix}(zx^2yxy, 2) = \text{Suffix}(yzx, 2)$ |
| $T(yzx, x^L)$ | $\text{Suffix}(zx^2yxy, 1) = \text{Prefix}(yzx, 1)$ |
| $T(xy, x^R)$  | $\text{Subword}(zx^2yxy, 3, 4) = xy$                |
| $T(xy, y^L)$  | $\text{Subword}(zx^2yxy, 5, 6) = xy$                |
| $T(xy, z^L)$  | $\text{Suffix}(yzx, 1) = \text{Prefix}(xy, 1)$      |

Notice that the overlap  $\text{Prefix}(yzx, 1) = \text{Suffix}(xy, 1)$  does not produce a zero entry for  $T(xy, z^R)$ , as by the time that we encounter this overlap in the algorithm, we have already assigned  $T(yzx, x^L) = 0$ .

**Proposition 5.5.30** *The two-sided left overlap division  $\mathcal{W}$  is a weak involutive division.*

**Proof:** We refer to the proof of Proposition 5.5.15, making the obvious changes (for example replacing  $\mathcal{O}$  by  $\mathcal{W}$ ).  $\square$

For the following two propositions, we defer their proofs to Appendix A due to their length and technical nature.

**Proposition 5.5.31** *The two-sided left overlap division  $\mathcal{W}$  is continuous.*

**Proof:** We refer to Appendix A.  $\square$

**Proposition 5.5.32** *The two-sided left overlap division  $\mathcal{W}$  is a Gröbner involutive division.*

**Proof:** We refer to Appendix A, noting that the proof is similar to the proof of Proposition 5.5.16.  $\square$

**Remark 5.5.33** Because a variable is sometimes only assigned nonmultiplicative if two other variables are multiplicative in Algorithm 16, the subset condition of Definition 5.1.6 will not always be satisfied with respect to the two-sided left overlap division. This will still hold true even if we apply Algorithm 14 at the end of Algorithm 16, which means that the two-sided left overlap division cannot be converted to give a strong involutive division in the same way that we converted the left overlap division to give the strong left overlap division.

To finish this section, let us now consider some further variations of the left overlap division, variations that will allow us to assign more multiplicative variables than the left overlap division (and hence potentially have to deal with fewer prolongations when using Algorithm 12), but variations that cannot be modified to give strong involutive divisions in the same way that the left overlap division was modified to give the strong left overlap division (this is because there are other ways beside a monomial being a suffix of another monomial that two involutive cones can be non-disjoint with respect to these modified divisions).

**Definition 5.5.34 (The Prefix-Only Left Overlap Division)** Let  $U = \{u_1, \dots, u_m\}$  be a set of monomials, and assume that all variables are left and right multiplicative for all elements of  $U$  to begin with.

- (a) For all possible ways that a monomial  $u_j \in U$  is a proper prefix of a monomial  $u_i \in U$ , assign the variable  $\text{Subword}(u_i, \deg(u_j) + 1, \deg(u_j) + 1)$  to be right nonmultiplicative for  $u_j$ .
- (b) For all possible ways that a proper prefix of a monomial  $u_i \in U$  is equal to a proper suffix of a (not necessarily different) monomial  $u_j \in U$ , so that

$$\text{Prefix}(u_i, k) = \text{Suffix}(u_j, k)$$

for some integer  $k$  and  $u_i$  is not a subword of  $u_j$  or vice-versa, assign the variable  $\text{Subword}(u_i, k + 1, k + 1)$  to be right nonmultiplicative for  $u_j$ .

**Definition 5.5.35 (The Subword-Free Left Overlap Division)** Consider a set  $U = \{u_1, \dots, u_m\}$  of monomials, where all variables are assumed to be left and right multiplicative for all elements of  $U$  to begin with.

For all possible ways that a proper prefix of a monomial  $u_i \in U$  is equal to a proper suffix of a (not necessarily different) monomial  $u_j \in U$ , so that

$$\text{Prefix}(u_i, k) = \text{Suffix}(u_j, k)$$

for some integer  $k$  and  $u_i$  is not a subword of  $u_j$  or vice-versa, assign the variable  $\text{Subword}(u_i, k + 1, k + 1)$  to be right nonmultiplicative for  $u_j$ .

**Proposition 5.5.36** *Both the prefix-only left overlap and the subword-free left overlap divisions are continuous, weak and Gröbner.*

**Proof:** We leave these proofs as exercises for the interested reader, noting that the proofs will be based on (and in some cases will be identical to) the proofs of Propositions 5.5.14, 5.5.15 and 5.5.16 respectively.  $\square$

**Remark 5.5.37** To help distinguish between the different types of overlap division we have encountered in this chapter, let us now give the following table showing which types of overlap each overlap division considers.

| Overlap Division Type | Overlap Type |   |   |   |
|-----------------------|--------------|---|---|---|
|                       | A            | B | C | D |
| Left                  | ✓            | ✓ | ✓ | × |
| Right                 | ✓            | × | ✓ | ✓ |
| Strong Left           | ✓            | ✓ | ✓ | × |
| Strong Right          | ✓            | × | ✓ | ✓ |
| Two-Sided Left        | ✓            | ✓ | ✓ | ✓ |
| Two-Sided Right       | ✓            | ✓ | ✓ | ✓ |
| Prefix-Only Left      | ✓            | ✓ | × | × |
| Suffix-Only Right     | ✓            | × | × | ✓ |
| Subword-Free Left     | ✓            | × | × | × |
| Subword-Free Right    | ✓            | × | × | × |

## 5.6 Termination

Given a basis  $F$  generating an ideal over a noncommutative polynomial ring  $\mathcal{R}$ , does there exist a finite Involutive Basis for  $F$  with respect to some admissible monomial ordering  $O$  and some involutive division  $I$ ? Unlike the commutative case, where the answer to the corresponding question (for certain divisions) is always ‘Yes’, the answer to this question can potentially be ‘No’, as if the noncommutative Gröbner Basis for  $F$  with respect to  $O$  is infinite, then the noncommutative Involutive Basis algorithm will not find a finite Involutive Basis for  $F$  with respect to  $I$  and  $O$ , as it will in effect be trying to compute the same infinite Gröbner Basis.

However, a valid follow-up question would be to ask whether the noncommutative Involutive Basis algorithm will terminate in the case that the noncommutative Gröbner Basis algorithm terminates. In Section 5.4, we defined a property of noncommutative involutive divisions (conclusivity) that ensures, when satisfied, that the answer to this secondary question is always ‘Yes’. Despite this, we will not prove in this thesis that any of the divisions we have defined are conclusive. Instead, we leave the following open question for further investigation.

**Open Question 3** Are there any conclusive noncommutative involutive divisions that are also continuous and either strong or Gröbner?

To obtain an affirmative answer to the above question, one approach may be to start by finding a proof for the following conjecture.

**Conjecture 5.6.1** *Let  $O$  be an arbitrary admissible monomial ordering, and let  $I$  be an arbitrary involutive division that is continuous and either strong or Gröbner. When computing an Involutive Basis for some basis  $F$  with respect to  $O$  and  $I$  using Algorithm 12, if  $F$  possesses a finite unique reduced Gröbner Basis  $G$  with respect to  $O$ , then after a finite number of steps of Algorithm 12,  $\text{LM}(G)$  appears as a subset of the set of leading monomials of the current basis.*

To prove that a particular involutive division is conclusive, we would then need to show that once  $\text{LM}(G)$  appears as a subset of the set of leading monomials of the current basis, then the noncommutative Involutive Basis algorithm terminates (either immediately or in a finite number of steps), thus providing the required finite noncommutative Involutive Basis for  $F$ .

## 5.7 Examples

### 5.7.1 A Worked Example

**Example 5.7.1** Let  $F := \{f_1, f_2\} = \{x^2y^2 - 2xy^2 + x^2, x^2y - 2xy\}$  be a basis for an ideal  $J$  over the polynomial ring  $\mathbb{Q}\langle x, y \rangle$ , and let the monomial ordering be DegLex. Let us now compute a Locally Involutive Basis for  $F$  with respect to the strong left overlap division  $\mathcal{S}$  and thick divisors using Algorithm 12.



To begin with, we must autoreduce the input set  $F$ . This leaves the set unchanged, as we can verify by using the following table of multiplicative variables (obtained by using Algorithm 15), where  $y$  is right nonmultiplicative for  $f_2$  because of the overlap  $\text{LM}(f_2) = \text{Subword}(\text{LM}(f_1), 1, 3)$ ; and  $x$  is right nonmultiplicative for  $f_1$  because we need to have a variable in  $\text{LM}(f_2)$  being right nonmultiplicative for  $f_1$ .

| Polynomial                   | $\mathcal{M}_S^L(f_i, F)$ | $\mathcal{M}_S^R(f_i, F)$ |
|------------------------------|---------------------------|---------------------------|
| $f_1 = x^2y^2 - 2xy^2 + x^2$ | $\{x, y\}$                | $\{y\}$                   |
| $f_2 = x^2y - 2xy$           | $\{x, y\}$                | $\{x\}$                   |

The above table also provides us with the set  $S = \{f_1x, f_2y\} = \{x^2y^2x - 2xy^2x + x^3, x^2y^2 - 2xy^2\}$  of prolongations that is required for the next step of the algorithm. As  $x^2y^2 < x^2y^2x$  in the DegLex monomial ordering, we involutively reduce the element  $f_2y \in S$  first.

$$\begin{aligned} f_2y = x^2y^2 - 2xy^2 &\xrightarrow[S]{f_1} x^2y^2 - 2xy^2 - (x^2y^2 - 2xy^2 + x^2) \\ &= -x^2. \end{aligned}$$

As the prolongation did not involutively reduce to zero, we now exit from the second while loop of Algorithm 12 and proceed by autoreducing the set  $F \cup \{f_3 := -x^2\} = \{x^2y^2 - 2xy^2 + x^2, x^2y - 2xy, -x^2\}$ .

| Polynomial                   | $\mathcal{M}_S^L(f_i, F)$ | $\mathcal{M}_S^R(f_i, F)$ |
|------------------------------|---------------------------|---------------------------|
| $f_1 = x^2y^2 - 2xy^2 + x^2$ | $\{x, y\}$                | $\{y\}$                   |
| $f_2 = x^2y - 2xy$           | $\{x, y\}$                | $\emptyset$               |
| $f_3 = -x^2$                 | $\{x, y\}$                | $\emptyset$               |

This process involutively reduces the third term of  $f_1$  using  $f_3$ , leaving the new set  $\{f_4 := x^2y^2 - 2xy^2, f_2, f_3\}$  whose multiplicative variables are identical to the multiplicative variables of the set  $\{f_1, f_2, f_3\}$  shown above.

Next, we construct the set  $S = \{f_4x, f_2x, f_2y, f_3x, f_3y\}$  of prolongations, processing the element  $f_3y$  first.

$$\begin{aligned} f_3y = -x^2y &\xrightarrow[S]{f_2} -x^2y + (x^2y - 2xy) \\ &= -2xy. \end{aligned}$$

Again the prolongation did not involutively reduce to zero, so we add the involutively reduced prolongation to our basis to obtain the set  $\{f_4, f_2, f_3, f_5 := -2xy\}$ .

| Polynomial             | $\mathcal{M}_S^L(f_i, F)$ | $\mathcal{M}_S^R(f_i, F)$ |
|------------------------|---------------------------|---------------------------|
| $f_4 = x^2y^2 - 2xy^2$ | $\{x, y\}$                | $\{y\}$                   |
| $f_2 = x^2y - 2xy$     | $\{x, y\}$                | $\emptyset$               |
| $f_3 = -x^2$           | $\{x, y\}$                | $\emptyset$               |
| $f_5 = -2xy$           | $\{x, y\}$                | $\emptyset$               |

This time during autoreduction, the polynomial  $f_2$  involutively reduces to zero with respect to the set  $\{f_4, f_3, f_5\}$ :

$$\begin{aligned}
 f_2 = x^2y - 2xy &\xrightarrow{S}_{f_5} x^2y - 2xy + \frac{1}{2}x(-2xy) \\
 &= -2xy \\
 &\xrightarrow{S}_{f_5} -2xy - (-2xy) \\
 &= 0.
 \end{aligned}$$

This leaves us with the set  $\{f_4, f_3, f_5\}$  after autoreduction is complete.

| Polynomial             | $\mathcal{M}_S^L(f_i, F)$ | $\mathcal{M}_S^R(f_i, F)$ |
|------------------------|---------------------------|---------------------------|
| $f_4 = x^2y^2 - 2xy^2$ | $\{x, y\}$                | $\{y\}$                   |
| $f_3 = -x^2$           | $\{x, y\}$                | $\emptyset$               |
| $f_5 = -2xy$           | $\{x, y\}$                | $\emptyset$               |

The next step is to construct the set  $S = \{f_4x, f_3x, f_3y, f_5x, f_5y\}$  of prolongations, from which the element  $f_5y$  is processed first.

$$f_5y = -2xy^2 =: f_6.$$

When the set  $\{f_4, f_3, f_5, f_6\}$  is autoreduced, the polynomial  $f_4$  now involutively reduces to zero, leaving us with the autoreduced set  $\{f_3, f_5, f_6\} = \{-x^2, -2xy, -2xy^2\}$ .

| Polynomial     | $\mathcal{M}_S^L(f_i, F)$ | $\mathcal{M}_S^R(f_i, F)$ |
|----------------|---------------------------|---------------------------|
| $f_3 = -x^2$   | $\{x, y\}$                | $\emptyset$               |
| $f_5 = -2xy$   | $\{x, y\}$                | $\emptyset$               |
| $f_6 = -2xy^2$ | $\{x, y\}$                | $\{y\}$                   |

Our next task is to process the elements of the set  $S = \{f_3x, f_3y, f_5x, f_5y, f_6x\}$  of prolongations. The first element  $f_5y$  we pick from  $S$  involutively reduces to zero, but the second element  $f_5x$  does not:

$$f_5y = -2xy^2 \xrightarrow[S]{f_6} -2xy^2 - (-2xy^2) = 0;$$

$$f_5x = -2xyx =: f_7.$$

After constructing the set  $\{f_3, f_5, f_6, f_7\}$ , autoreduction does not alter the contents of the set, leaving us to construct our next set of prolongations from the following table of multiplicative variables.

| Polynomial     | $\mathcal{M}_S^L(f_i, F)$ | $\mathcal{M}_S^R(f_i, F)$ |
|----------------|---------------------------|---------------------------|
| $f_3 = -x^2$   | $\{x, y\}$                | $\emptyset$               |
| $f_5 = -2xy$   | $\{x, y\}$                | $\emptyset$               |
| $f_6 = -2xy^2$ | $\{x, y\}$                | $\{y\}$                   |
| $f_7 = -2xyx$  | $\{x, y\}$                | $\emptyset$               |

Whilst processing this (7 element) set of prolongations, we add the involutively irreducible prolongation  $f_6x = -2xy^2x =: f_8$  to our basis to give a five element set which is unaffected by autoreduction.

| Polynomial      | $\mathcal{M}_S^L(f_i, F)$ | $\mathcal{M}_S^R(f_i, F)$ |
|-----------------|---------------------------|---------------------------|
| $f_3 = -x^2$    | $\{x, y\}$                | $\emptyset$               |
| $f_5 = -2xy$    | $\{x, y\}$                | $\emptyset$               |
| $f_6 = -2xy^2$  | $\{x, y\}$                | $\{y\}$                   |
| $f_7 = -2xyx$   | $\{x, y\}$                | $\emptyset$               |
| $f_8 = -2xy^2x$ | $\{x, y\}$                | $\emptyset$               |

To finish, we analyse the elements of the set

$$S = \{f_3x, f_3y, f_5x, f_5y, f_6x, f_7x, f_7y, f_8x, f_8y\}$$

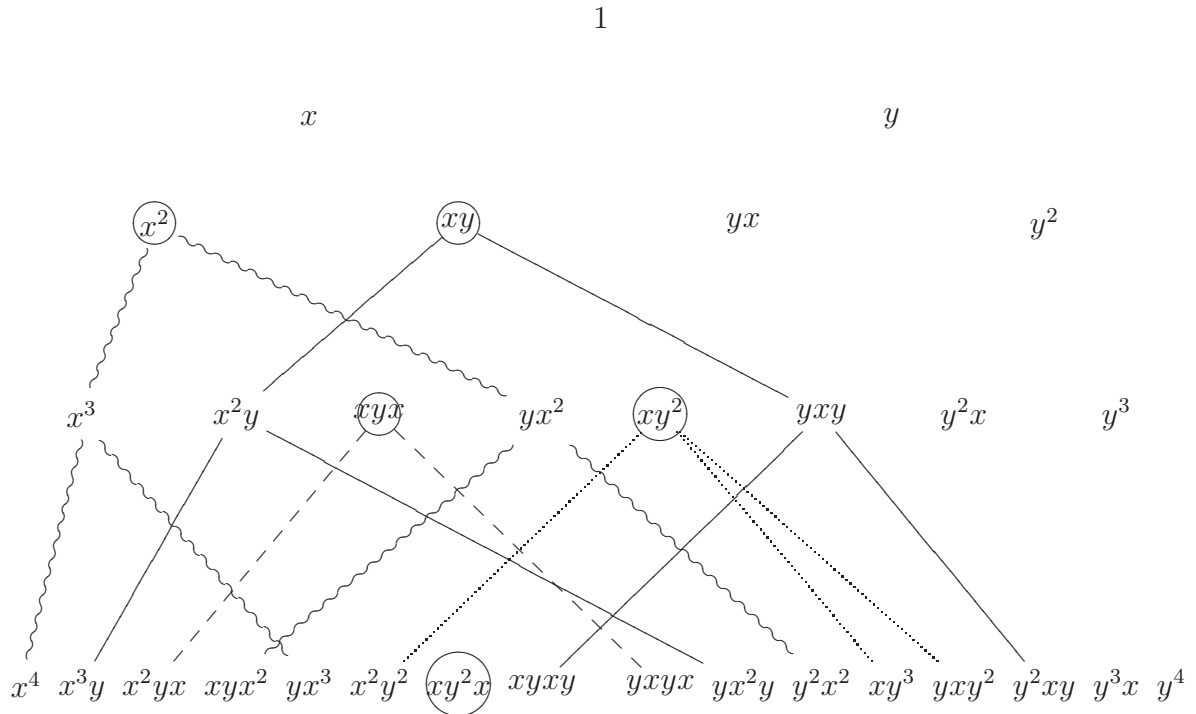
of prolongations in the order  $f_5y, f_5x, f_3y, f_3x, f_6x, f_7y, f_7x, f_8y, f_8x$ .

$$\begin{array}{rcl}
 f_5y = -2xy^2 & \xrightarrow{\mathcal{O}_{f_6}} & -2xy^2 - (-2xy^2) \\
 & = & 0; \\
 & \vdots & \\
 f_8x = -2xy^2x^2 & \xrightarrow{\mathcal{O}_{f_3}} & -2xy^2x^2 - 2xy^2(-x^2) \\
 & = & 0.
 \end{array}$$

Because all prolongations involutively reduce to zero (and hence  $S = \emptyset$ ), the algorithm now terminates with the Involutive Basis

$$G := \{-x^2, -2xy, -2xy^2, -2xyx, -2xy^2x\}$$

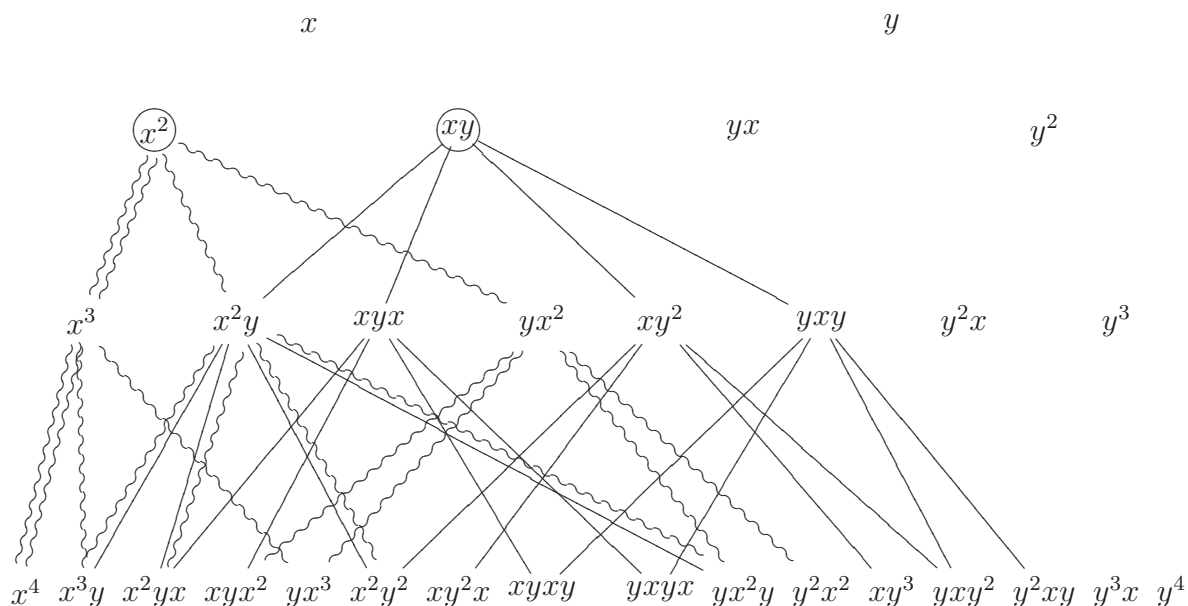
as output, a basis which can be visualised by looking at the following (partial) involutive monomial lattice for  $G$ .



For comparison, the (partial) monomial lattice of the reduced DegLex Gröbner Basis  $H$

for  $F$  is shown below, where  $H := \{x^2, xy\}$  is obtained by applying Algorithm 6 to  $G$ .

1



Looking at the lattices, we can verify that the involutive cones give a disjoint cover of the conventional cones *up to monomials of degree 4*. However, if we were to draw the next part of the lattices (monomials of degree 5), we would notice that the monomial  $xy^3x$  is conventionally reducible by the Gröbner Basis, but is not involutively reducible by the Involutive Basis. This fact verifies that when thick divisors are being used, a Locally Involutive Basis is not necessarily an Involutive Basis, as for  $G$  to be an Involutive Basis with respect to  $\mathcal{S}$  and thick divisors, the monomial  $xy^3x$  has to be involutively reducible with respect to  $G$ .

### 5.7.2 Involutive Rewrite Systems

**Remark 5.7.2** In this section, we use terminology from the theory of term rewriting that has not yet been introduced in this thesis. For an elementary introduction to this theory, we refer to [5], [19] and [36].

Let  $C = \langle A \mid B \rangle$  be a monoid rewrite system, where  $A = \{a_1, \dots, a_n\}$  is an alphabet and  $B = \{b_1, \dots, b_m\}$  is a set of rewrite rules of the form  $b_i = \ell_i \rightarrow r_i$  ( $1 \leq i \leq m$ ;  $\ell_i, r_i \in A^*$ ). Given a fixed admissible well-order on the words in  $A$  compatible with  $C$ , the

Knuth-Bendix critical pairs completion algorithm [39] attempts to find a complete rewrite system  $C'$  for  $C$  that is Noetherian and confluent, so that any word over the alphabet  $A$  has a unique normal form with respect to  $C'$ . The algorithm proceeds by considering overlaps of left hand sides of rules, forming new rules when two reductions of an overlap word result in two distinct normal forms.

It is well known (see for example [33]) that the Knuth-Bendix critical pairs completion algorithm is a special case of the noncommutative Gröbner Basis algorithm. To find a complete rewrite system for  $C$  using Algorithm 5, we treat  $C$  as a set of polynomials  $F = \{\ell_1 - r_1, \ell_2 - r_2, \dots, \ell_m - r_m\}$  generating a two-sided ideal over the noncommutative polynomial ring  $\mathbb{Z}\langle a_1, \dots, a_n \rangle$ , and we compute a noncommutative Gröbner Basis  $G$  for  $F$  using a monomial ordering induced from the fixed admissible well-order on the words in  $A$ .

Because every noncommutative Involutive Basis (with respect to a strong or Gröbner involutive division) is a noncommutative Gröbner Basis, it is clear that a complete rewrite system for  $C$  can now also be obtained by computing an Involutive Basis for  $F$ , a complete rewrite system we shall call an *involutive complete rewrite system*.

The advantage of involutive complete rewrite systems over conventional complete rewrite systems is that the unique normal form of any word over the alphabet  $A$  can be obtained uniquely with respect to an involutive complete rewrite system (subject of course to certain conditions (such as working with a strong involutive division) being satisfied), a fact that will be illustrated in the following example.

**Example 5.7.3** Let  $C := \langle Y, X, y, x \mid x^3 \rightarrow \varepsilon, y^2 \rightarrow \varepsilon, (xy)^2 \rightarrow \varepsilon, Xx \rightarrow \varepsilon, xX \rightarrow \varepsilon, Yy \rightarrow \varepsilon, yY \rightarrow \varepsilon \rangle$  be a monoid rewrite system for the group  $S_3$ , where  $\varepsilon$  denotes the empty word, and  $Y > X > y > x$  is the alphabet ordering. If we apply the Knuth-Bendix algorithm to  $C$  with respect to the DegLex (word) ordering, we obtain the complete rewrite system

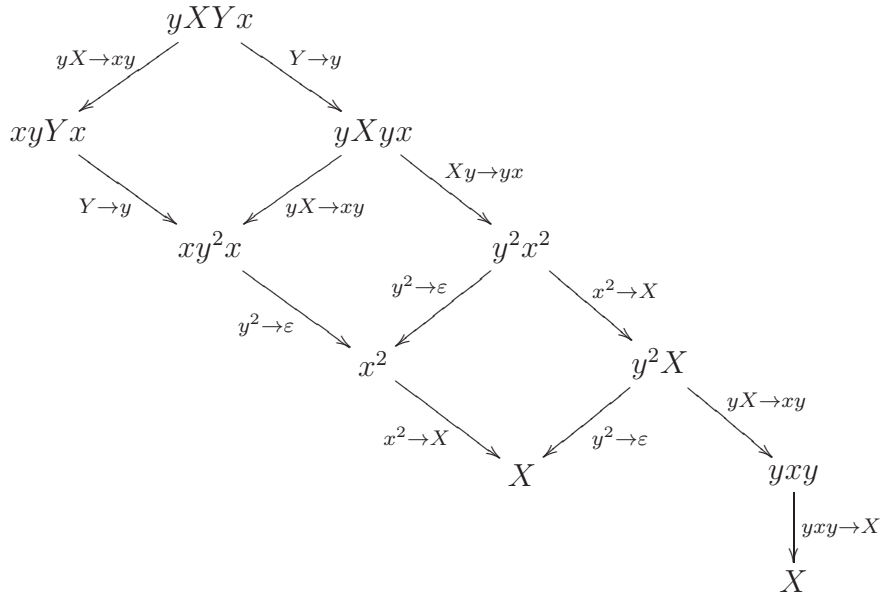
$$C' := \langle Y, X, y, x \mid xyx \rightarrow y, yxy \rightarrow X, x^2 \rightarrow X, Xx \rightarrow \varepsilon, y^2 \rightarrow \varepsilon, Xy \rightarrow yx, xX \rightarrow \varepsilon, yX \rightarrow xy, X^2 \rightarrow x, Y \rightarrow y \rangle.$$

With respect to the DegLex monomial ordering and the left division, if we apply Algorithm 12 to the basis  $F := \{x^3-1, y^2-1, (xy)^2-1, Xx-1, xX-1, Yy-1, yY-1\}$  corresponding to  $C$ , we obtain the following Involutive Basis for  $F$  (which we have converted back to a

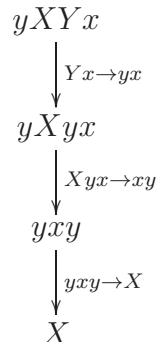
rewrite system to give an involutive complete rewrite system  $C''$  for  $C$ ).

$$C'' := \langle Y, X, y, x \mid y^2 \rightarrow \varepsilon, Xx \rightarrow \varepsilon, xX \rightarrow \varepsilon, Yy \rightarrow \varepsilon, y^2x \rightarrow x, Y \rightarrow y, Yx \rightarrow yx, Xxy \rightarrow y, Yyx \rightarrow x, x^2 \rightarrow X, X^2 \rightarrow x, xyx \rightarrow y, Xy \rightarrow yx, Xyx \rightarrow xy, x^2y \rightarrow yx, yX \rightarrow xy, yxy \rightarrow X, Yxy \rightarrow X, YX \rightarrow xy \rangle.$$

With the involutive complete rewrite system, we are now able to uniquely reduce each word over the alphabet  $\{Y, X, y, x\}$  to one of the six elements of  $S_3$ . To illustrate this, consider the word  $yXYx$ . Using the 10 element complete rewrite system  $C'$  obtained by using the Knuth-Bendix algorithm, there are several reduction paths for this word, as illustrated by the following diagram.



However, by involutively reducing the word  $yXYx$  with respect to the 19 element involutive complete rewrite system  $C''$ , there is only one reduction path, namely



### 5.7.3 Comparison of Divisions

Following on from the  $S_3$  example above, consider the basis  $F := \{x^4 - 1, y^3 - 1, (xy)^2 - 1, Xx - 1, xX - 1, Yy - 1, yY - 1\}$  over the polynomial ring  $\mathbb{Q}\langle Y, X, y, x \rangle$  corresponding to a monoid rewrite system for the group  $S_4$ . With the monomial ordering being DegLex, below we present some data collected when, whilst using a prototype implementation of Algorithm 12 (as given in Appendix B), an Involutive Basis is computed for  $F$  with respect to several different involutive divisions (the reduced DegLex Gröbner Basis for  $F$  has 21 elements).

**Remark 5.7.4** The program was run using FreeBSD 5.4 on an AMD Athlon XP 1800+ with 512MB of memory.

| Key | Involutive Division               | Key | Involutive Division                 |
|-----|-----------------------------------|-----|-------------------------------------|
| 1   | Left Division                     | 7   | Subword-Free Left Overlap Division  |
| 2   | Right Division                    | 8   | Right Overlap Division              |
| 3   | Left Overlap Division             | 9   | Strong Right Overlap Division       |
| 4   | Strong Left Overlap Division      | 10  | Two-Sided Right Overlap Division    |
| 5   | Two-Sided Left Overlap Division   | 11  | Suffix-Only Right Overlap Division  |
| 6   | Prefix-Only Left Overlap Division | 12  | Subword-Free Right Overlap Division |

| Division | Size of Basis | Number of Prolongations | Number of Involutive Reductions | Time  |
|----------|---------------|-------------------------|---------------------------------|-------|
| 1        | 73            | 104                     | 15947                           | 0.77  |
| 2        | 73            | 104                     | 13874                           | 0.74  |
| 3        | 65            | 64                      | 10980                           | 8.62  |
| 4        | 73            | 94                      | 15226                           | 23.14 |
| 5        | 77            | 70                      | 12827                           | 16.04 |
| 6        | 65            | 64                      | 10980                           | 8.97  |
| 7        | 65            | 64                      | 10980                           | 7.13  |
| 8        | 73            | 76                      | 11046                           | 13.27 |
| 9        | 73            | 95                      | 13240                           | 26.16 |
| 10       | 87            | 80                      | 13005                           | 24.53 |
| 11       | 73            | 76                      | 11046                           | 13.40 |
| 12       | 69            | 82                      | 10458                           | 9.52  |



We note that the algorithm completes quickest with respect to the global left or right divisions, as (i) we can take advantage of the efficient involutive reduction with respect to these divisions (see Section 5.5.1); and (ii) the multiplicative variables for a particular monomial with respect to these divisions is fixed (each time the basis changes when using one of the other local divisions, the multiplicative variables have to be recomputed). However, we also note that more prolongations are needed when using the left or right divisions, so that, in the long run, if we can devise an efficient way of finding the multiplicative variables for a set of monomials with respect to one of the local divisions, then the algorithm could (perhaps) terminate more quickly than for the two global divisions.

## 5.8 Improvements to the Noncommutative Involutive Basis Algorithm

### 5.8.1 Efficient Reduction

Conventionally, we divide a noncommutative polynomial  $p$  with respect to a set of polynomials  $P$  using Algorithm 2. In this algorithm, an important step is to find out if a polynomial in  $P$  divides one of the monomials  $u$  in the polynomial we are currently reducing, stated as the condition ‘**if** ( $\text{LM}(p_j) \mid u$ ) **then**’ in Algorithm 2. One way of finding out if this condition is satisfied would be to execute the following piece of code, where  $\alpha := \deg(u)$ ;  $\beta := \deg(\text{LM}(p_j))$ ; and we note that  $\alpha - \beta + 1$  operations are potentially needed to find out if the condition is satisfied.

```

i = 1;
while (i ≤ $\alpha - \beta + 1$) do
 if ($\text{LM}(p_j) == \text{Subword}(u, i, i + \beta - 1)$) then
 return true;
 else
 i = i + 1;
 end if
end while
return false;

```

When involutively dividing a polynomial  $p$  with respect to a set of polynomials  $P$  and some involutive division  $I$ , the corresponding problem is to find out if some monomial

$\text{LM}(p_j)$  is an *involutive* divisor of some monomial  $u$ . At first glance, this problem seems more difficult than the problem of finding out if  $\text{LM}(p_j)$  is a conventional divisor of  $u$ , as it is not just sufficient to discover one way that  $\text{LM}(p_j)$  divides  $u$  (as in the code above) — we have to verify that if we find a conventional divisor of  $u$ , then it is also an involutive divisor of  $u$ . Naively, assuming that thin divisors are being used, we could solve the problem using the code shown below, code that is clearly less efficient than the code for the conventional case shown above.

```

i = 1;
while (i ≤ $\alpha - \beta + 1$) do
 if ($\text{LM}(p_j) == \text{Subword}(u, i, i + \beta - 1)$) then
 if ((i == 1) or ((i > 1) and ($\text{Subword}(u, i - 1, i - 1) \in \mathcal{M}_I^L(\text{LM}(p_j), \text{LM}(P))$)))
 then
 if ((i == $\alpha - \beta + 1$) or ((i < $\alpha - \beta + 1$) and ($\text{Subword}(u, i + \beta, i + \beta) \in \mathcal{M}_I^R(\text{LM}(p_j), \text{LM}(P))$))) then
 return true;
 end if
 end if
 end if
 else
 i = i + 1;
 end if
end while
return false;

```

However, for certain involutive divisions, it is possible to take advantage of some of the properties of these divisions in order to make it easier to discover whether  $\text{LM}(p_j)$  is an involutive divisor of  $u$ . We have already seen this in action in Section 5.5.1, where we saw that  $\text{LM}(p_j)$  can only involutively divide  $u$  with respect to the left or right divisions if  $\text{LM}(p_j)$  is a suffix or prefix of  $u$  respectively.

Let us now consider an improvement to be used whenever (i) an ‘overlap’ division that assigns all variables to be either left multiplicative or right multiplicative is used (ruling out any ‘two-sided’ overlap divisions); and (ii) thick divisors are being used. For the case of such an overlap division that assigns all variables to be left multiplicative (for example the left overlap division), the following piece of code can be used to discover whether or not  $\text{LM}(p_j)$  is an involutive divisor of  $u$  (note that a similar piece of code can be given for the case of an overlap division assigning all variables to be right multiplicative).

```

k = α; skip = 0;
while (k ≥ β + 1) do
 if (Subword(u, k, k) ∉ MIR(LM(pj), LM(P))) then
 skip = k; k = β;
 else
 k = k - 1;
 end if
end while

if (skip == 0) then
 i = 1;
else
 i = skip - β + 1;
end if

while (i ≤ α - β + 1) do
 if (LM(pj) == Subword(u, i, i + β - 1)) then
 return true;
 else
 i = i + 1;
 end if
end while
return false;

```

We note that the final section of the code (from ‘**while** ( $i \leq \alpha - \beta + 1$ ) **do**’ onwards) is identical to the code for conventional reduction; the code before this just chooses the initial value of  $i$  (we rule out looking at certain subwords by analysing which variables in  $u$  are right nonmultiplicative for  $\text{LM}(p_j)$ ). For example, if  $u := xy^2xyxy$ ;  $\text{LM}(p_j) := xyx$ ; and only the variable  $x$  is right nonmultiplicative for  $p_j$ , then in the conventional case we need 4 subword comparisons before we discover that  $\text{LM}(p_j)$  is a conventional divisor of  $u$ ; but in the involutive case (using the code shown above) we only need 1 subword comparison before we discover that  $\text{LM}(p_j)$  is an involutive divisor of  $u$  (this is because the variable  $\text{Subword}(u, 6, 6) = x$  is right nonmultiplicative for  $\text{LM}(p_j)$ , leaving just two subwords of  $u$  that are potentially equal to  $\text{LM}(p_j)$  in such a way that  $\text{LM}(p_j)$  is an involutive divisor of  $u$ ).

|         | Conventional Reduction      |         | Involutive Reduction        |
|---------|-----------------------------|---------|-----------------------------|
|         | $x \ y \ y \ x \ y \ x \ y$ |         | $x \ y \ y \ x \ y \ x \ y$ |
| $i = 1$ | $x \ y \ x$                 | $i = 4$ | $x \ y \ x$                 |
| $i = 2$ | $x \ y \ x$                 |         |                             |
| $i = 3$ | $x \ y \ x$                 |         |                             |
| $i = 4$ | $x \ y \ x$                 |         |                             |

Of course our new algorithm will not always ‘win’ in every case (for example if  $u := xyx^2yxy$  and  $\text{LM}(p_j) := xyx$ ), and we will always have the overhead from having to determine the initial value of  $i$ , but the impression should be that we have more freedom in the involutive case to try these sorts of tricks, tricks which may lead to involutive reduction being more efficient than conventional reduction.

### 5.8.2 Improved Algorithms

Just as Algorithm 9 was generalised to give an algorithm for computing noncommutative Involutive Bases in Algorithm 12, it is conceivable that other algorithms for computing commutative Involutive Bases (as seen for example in [24]) can be generalised to the noncommutative case. Indeed, in the source code given in Appendix B, a noncommutative version of an algorithm found in [23, Section 5] for computing commutative Involutive Bases is given; we present below data obtained by applying this new algorithm to our  $S_4$  example from Section 5.7.3 (the data from Section 5.7.3 is given in brackets for comparison; we see that the new algorithm generally analyses more prolongations but performs less involutive reduction).

| Division | Size of Basis | Number of Prolongations | Number of Involutive Reductions | Time          |
|----------|---------------|-------------------------|---------------------------------|---------------|
| 1        | 73 (73)       | 323 (104)               | 875 (15947)                     | 0.72 (0.77)   |
| 2        | 73 (73)       | 327 (104)               | 929 (13874)                     | 0.83 (0.74)   |
| 3        | 70 (65)       | 288 (64)                | 831 (10980)                     | 5.94 (8.62)   |
| 4        | 73 (73)       | 318 (94)                | 863 (15226)                     | 4.62 (23.14)  |
| 5        | 70 (77)       | 288 (70)                | 831 (12827)                     | 5.79 (16.04)  |
| 6        | 70 (65)       | 288 (64)                | 831 (10980)                     | 5.71 (8.97)   |
| 7        | 69 (65)       | 288 (64)                | 833 (10980)                     | 5.33 (7.13)   |
| 8        | 68 (73)       | 358 (76)                | 1092 (11046)                    | 28.51 (13.27) |
| 9        | 73 (73)       | 322 (95)                | 917 (13240)                     | 6.39 (26.16)  |
| 10       | 68 (87)       | 358 (80)                | 1092 (13005)                    | 28.75 (24.53) |
| 11       | 68 (73)       | 358 (76)                | 1092 (11046)                    | 28.54 (13.40) |
| 12       | 66 (69)       | 364 (82)                | 1127 (10458)                    | 28.87 (9.52)  |

### 5.8.3 Logged Involutive Bases

A (noncommutative) Logged Involutive Basis expresses each member of an Involutive Basis in terms of members of the original basis from which the Involutive Basis was computed.

**Definition 5.8.1** Let  $G = \{g_1, \dots, g_p\}$  be an Involutive Basis computed from an initial basis  $F = \{f_1, \dots, f_m\}$ . We say that  $G$  is a *Logged Involutive Basis* if, for each  $g_i \in G$ , we have an explicit expression of the form

$$g_i = \sum_{\alpha=1}^{\beta} \ell_{\alpha} f_{k_{\alpha}} r_{\alpha},$$

where the  $\ell_{\alpha}$  and the  $r_{\alpha}$  are terms and  $f_{k_{\alpha}} \in F$  for all  $1 \leq \alpha \leq \beta$ .

**Proposition 5.8.2** Let  $F = \{f_1, \dots, f_m\}$  be a finite basis over a noncommutative polynomial ring. If we can compute an Involutive Basis for  $F$ , then it is always possible to compute a Logged Involutive Basis for  $F$ .

**Proof:** Let  $G = \{g_1, \dots, g_p\}$  be an Involutive Basis computed from the initial basis  $F = \{f_1, \dots, f_m\}$  using Algorithm 12 (where  $f_i \in R\langle x_1, \dots, x_n \rangle$  for all  $f_i \in F$ ). If an arbitrary  $g_i \in G$  is not a member of the original basis  $F$ , then either  $g_i$  is an involutively

reduced prolongation, or  $g_i$  is obtained through the process of autoreduction. In the former case, we can express  $g_i$  in terms of members of  $F$  by substitution because either

$$g_i = x_j h - \sum_{\alpha=1}^{\beta} \ell_{\alpha} h_{k_{\alpha}} r_{\alpha}$$

OR

$$g_i = h x_j - \sum_{\alpha=1}^{\beta} \ell_{\alpha} h_{k_{\alpha}} r_{\alpha}$$

for a variable  $x_j$ ; terms  $\ell_{\alpha}$  and  $r_{\alpha}$ ; and polynomials  $h$  and  $h_{k_{\alpha}}$  which we already know how to express in terms of members of  $F$ . In the latter case,

$$g_i = h - \sum_{\alpha=1}^{\beta} \ell_{\alpha} h_{k_{\alpha}} r_{\alpha}$$

for terms  $\ell_{\alpha}, r_{\alpha}$  and polynomials  $h$  and  $h_{k_{\alpha}}$  which we already know how to express in terms of members of  $F$ , so it follows that we can again express  $g_i$  in terms of members of  $F$ .  $\square$

**Example 5.8.3** Let  $F := \{f_1, f_2\} = \{x^3 + 3xy - yx, y^2 + x\}$  generate an ideal over the polynomial ring  $\mathbb{Q}\langle x, y \rangle$ ; let the monomial ordering be DegLex; and let the involutive division be the left division. In obtaining an Involutive Basis for  $F$  using Algorithm 12, a polynomial is added to  $F$ ;  $f_1$  is involutively reduced during autoreduction; and then four more polynomials are added to  $F$ , giving an Involutive Basis  $G := \{g_1, g_2, g_3, g_4, g_5, g_6, g_7\} = \{x^3 + 2yx, y^2 + x, xy - yx, y^2x + x^2, xyx - yx^2, y^2x^2 - 2yx, xyx^2 - 2x^2\}$ .

The five new polynomials were obtained by involutively reducing the prolongations  $f_2y$ ,

$f_2x$ ,  $g_3x$ ,  $g_4x$  and  $g_5x$  respectively.

$$\begin{aligned}
f_2y &= y^3 + xy \\
&\xrightarrow{\triangleleft_{f_2}} y^3 + xy - y(y^2 + x) \\
&= xy - yx; \\
f_2x &= y^2x + x^2; \\
g_3x &= xyx - yx^2; \\
g_4x &= y^2x^2 + x^3 \\
&\xrightarrow{\triangleleft_{g_1}} y^2x^2 + x^3 - (x^3 + 2yx) \\
&= y^2x^2 - 2yx; \\
g_5x &= xyx^2 - yx^3 \\
&\xrightarrow{\triangleleft_{g_1}} xyx^2 - yx^3 + y(x^3 + 2yx) \\
&= xyx^2 + 2y^2x \\
&\xrightarrow{\triangleleft_{g_4}} xyx^2 + 2y^2x - 2(y^2x + x^2) \\
&= xyx^2 - 2x^2.
\end{aligned}$$

These reductions (plus the reduction

$$\begin{aligned}
f_1 &\xrightarrow{\triangleleft_{g_3}} x^3 + 3xy - yx - 3(xy - yx) \\
&= x^3 + 2yx
\end{aligned}$$

of  $f_1$  performed during autoreduction after  $g_3$  is added to  $F$ ) enable us to give the following Logged Involutive Basis for  $F$ .

| Member of $G$        | Logged Representation                                 |
|----------------------|-------------------------------------------------------|
| $g_1 = x^3 + 2yx$    | $f_1 - 3f_2y + 3yf_2$                                 |
| $g_2 = y^2 + x$      | $f_2$                                                 |
| $g_3 = xy - yx$      | $f_2y - yf_2$                                         |
| $g_4 = y^2x + x^2$   | $f_2x$                                                |
| $g_5 = xyx - yx^2$   | $f_2yx - yf_2x$                                       |
| $g_6 = y^2x^2 - 2yx$ | $-f_1 + f_2x^2 + 3f_2y - 3yf_2$                       |
| $g_7 = xyx^2 - 2x^2$ | $yf_1 + 3y^2f_2 + f_2yx^2 - 2f_2x - yf_2x^2 - 3yf_2y$ |

# Chapter 6

## Gröbner Walks

When computing any Gröbner or Involutive Basis, the monomial ordering that has been chosen is a major factor in how long it will take for the algorithm to complete. For example, consider the ideal  $J$  generated by the basis  $F := \{-2x^3z + y^4 + y^3z - x^3 + x^2y, 2xy^2z + yz^3 + 2yz^2, x^3y + 2yz^3 - 3yz^2 + 2\}$  over the polynomial ring  $\mathbb{Q}[x, y, z]$ . Using our test implementation of Algorithm 3, it takes less than a tenth of a second to compute a Gröbner Basis for  $F$  with respect to the DegRevLex monomial ordering, but 90 seconds to compute a Gröbner Basis for  $F$  with respect to Lex.

The Gröbner Walk, introduced by Collart, Kalkbrener and Mall in [18], forms part of a family of basis conversion algorithms that can convert Gröbner Bases with respect to ‘fast’ monomial orderings to Gröbner Bases with respect to ‘slow’ monomial orderings (see Section 2.5.4 for a brief discussion of other basis conversion algorithms). This process is often quicker than computing a Gröbner Basis for the ‘slow’ monomial ordering directly, as can be demonstrated by stating that in our test implementation of the Gröbner Walk, it only takes half a second to compute a Lex Gröbner Basis for the basis  $F$  defined above.

In this chapter, we will first recall the theory of the (commutative) Gröbner Walk, based on [18] and a paper [1] by Amrhein, Gloor and Küchlin; the reader is encouraged to read these papers in conjunction with this Chapter. We then describe two generalisations of the theory to give (i) a commutative Involutive Walk (due to Golubitsky [30]); and (ii) noncommutative Walks between harmonious monomial orderings.



## 6.1 Commutative Walks

To convert a Gröbner Basis with respect to one monomial ordering to a Gröbner Basis with respect to another monomial ordering, the Gröbner Walk works with the matrices associated to the orderings. Fortunately, [48] and [56] assert that any commutative monomial ordering has an associated matrix, allowing the Gröbner Walk to convert between any two monomial orderings.

### 6.1.1 Matrix Orderings

**Definition 6.1.1** Let  $m$  be a monomial over a polynomial ring  $R[x_1, \dots, x_n]$  with associated multidegree  $(e^1, \dots, e^n)$ . If  $\omega = (\omega^1, \dots, \omega^n)$  is an  $n$ -dimensional weight vector (where  $\omega^i \in \mathbb{Q}$  for all  $1 \leq i \leq n$ ), we define the  $\omega$ -degree of  $m$ , written  $\deg_\omega(m)$ , to be the value

$$\deg_\omega(m) = (e^1 \times \omega^1) + (e^2 \times \omega^2) + \dots + (e^n \times \omega^n).$$

**Remark 6.1.2** The  $\omega$ -degree of any term is equal to the  $\omega$ -degree of the term's associated monomial.

**Definition 6.1.3** Let  $m_1$  and  $m_2$  be two monomials over a polynomial ring  $R[x_1, \dots, x_n]$  with associated multidegrees  $e_1 = (e_1^1, \dots, e_1^n)$  and  $e_2 = (e_2^1, \dots, e_2^n)$ ; and let  $\Omega$  be an  $N \times n$  matrix. If  $\omega_i$  denotes the  $n$ -dimensional weight vector corresponding to the  $i$ -th row of  $\Omega$ , then  $\Omega$  determines a monomial ordering as follows:  $m_1 < m_2$  if  $\deg_{\omega_i}(m_1) < \deg_{\omega_i}(m_2)$  for some  $1 \leq i \leq N$  and  $\deg_{\omega_j}(m_1) = \deg_{\omega_j}(m_2)$  for all  $1 \leq j < i$ .

**Definition 6.1.4** The corresponding matrices for the five monomial orderings defined in Section 1.2.1 are

$$\text{Lex} = \begin{pmatrix} 1 & 0 & 0 & \dots & 0 & 0 \\ 0 & 1 & 0 & \dots & 0 & 0 \\ 0 & 0 & 1 & \dots & 0 & 0 \\ \vdots & \vdots & \vdots & \ddots & \vdots & \vdots \\ 0 & 0 & 0 & \dots & 1 & 0 \\ 0 & 0 & 0 & \dots & 0 & 1 \end{pmatrix}; \quad \text{InvLex} = \begin{pmatrix} 0 & 0 & 0 & \dots & 0 & 1 \\ 0 & 0 & 0 & \dots & 1 & 0 \\ \vdots & \vdots & \vdots & \ddots & \vdots & \vdots \\ 0 & 0 & 1 & \dots & 0 & 0 \\ 0 & 1 & 0 & \dots & 0 & 0 \\ 1 & 0 & 0 & \dots & 0 & 0 \end{pmatrix};$$

$$\text{DegLex} = \begin{pmatrix} 1 & 1 & 1 & \dots & 1 & 1 \\ 1 & 0 & 0 & \dots & 0 & 0 \\ 0 & 1 & 0 & \dots & 0 & 0 \\ 0 & 0 & 1 & \dots & 0 & 0 \\ \vdots & \vdots & \vdots & \ddots & \vdots & \vdots \\ 0 & 0 & 0 & \dots & 1 & 0 \end{pmatrix}; \quad \text{DegInvLex} = \begin{pmatrix} 1 & 1 & 1 & \dots & 1 & 1 \\ 0 & 0 & 0 & \dots & 0 & 1 \\ 0 & 0 & 0 & \dots & 1 & 0 \\ \vdots & \vdots & \vdots & \ddots & \vdots & \vdots \\ 0 & 0 & 1 & \dots & 0 & 0 \\ 0 & 1 & 0 & \dots & 0 & 0 \end{pmatrix};$$

$$\text{DegRevLex} = \begin{pmatrix} 1 & 1 & 1 & \dots & 1 & 1 \\ 0 & 0 & 0 & \dots & 0 & -1 \\ 0 & 0 & 0 & \dots & -1 & 0 \\ \vdots & \vdots & \vdots & \ddots & \vdots & \vdots \\ 0 & 0 & -1 & \dots & 0 & 0 \\ 0 & -1 & 0 & \dots & 0 & 0 \end{pmatrix}.$$

**Example 6.1.5** Let  $m_1 := x^2y^2z^2$  and  $m_2 := x^2y^3z$  be two monomials over the polynomial ring  $\mathcal{R} := \mathbb{Q}[x, y, z]$ . According to the matrix

$$\begin{pmatrix} 1 & 1 & 1 \\ 1 & 0 & 0 \\ 0 & 1 & 0 \end{pmatrix}$$

representing the DegLex monomial ordering with respect to  $\mathcal{R}$ , we can deduce that  $m_1 < m_2$  because  $\deg_{\omega_1}(m_1) = \deg_{\omega_1}(m_2) = 6$ ;  $\deg_{\omega_2}(m_1) = \deg_{\omega_2}(m_2) = 2$ ; and  $\deg_{\omega_3}(m_1) = 2 < \deg_{\omega_3}(m_2) = 3$ .

**Definition 6.1.6** Given a polynomial  $p$  and a weight vector  $\omega$ , the *initial* of  $p$  with respect to  $\omega$ , written  $\text{in}_\omega(p)$ , is the sum of those terms in  $p$  that have maximal  $\omega$ -degree. For example, if  $\omega = (0, 1, 1)$  and  $p = x^4 + xy^2z + y^3 + xz^2$ , then  $\text{in}_\omega(p) = xy^2z + y^3$ .

**Definition 6.1.7** A weight vector  $\omega$  is *compatible* with a monomial ordering  $O$  if, given any polynomial  $p = t_1 + \dots + t_m$  ordered in descending order with respect to  $O$ ,  $\deg_\omega(t_1) \geq \deg_\omega(t_i)$  holds for all  $1 < i \leq m$ .

## 6.1.2 The Commutative Gröbner Walk Algorithm

We present in Algorithm 17 an algorithm to perform the Gröbner Walk, modified from an algorithm given in [1].

---

**Algorithm 17** The Commutative Gröbner Walk Algorithm

---

**Input:** A Gröbner Basis  $G = \{g_1, g_2, \dots, g_m\}$  with respect to an admissible monomial ordering  $O$  with an associated matrix  $A$ , where  $G$  generates an ideal  $J$  over a commutative polynomial ring  $\mathcal{R} = R[x_1, \dots, x_n]$ .

**Output:** A Gröbner Basis  $H = \{h_1, h_2, \dots, h_p\}$  for  $J$  with respect to an admissible monomial ordering  $O'$  with an associated matrix  $B$ .

Let  $\omega$  and  $\tau$  be the weight vectors corresponding to the first rows of  $A$  and  $B$ ;

Let  $C$  be the matrix whose first row is equal to  $\omega$  and whose remainder is equal to the whole of the matrix  $B$ ;

$t = 0$ ; found = false;

**repeat**

Let  $G' = \{\text{in}_\omega(g_i)\}$  for all  $g_i \in G$ ;

Compute a reduced Gröbner Basis  $H'$  for  $G'$  with respect to the monomial ordering defined by the matrix  $C$  (use Algorithms 3 and 4);

$H = \emptyset$ ;

**for each**  $h' \in H'$  **do**

Let  $\sum_{i=1}^j p_i g'_i$  be the logged representation of  $h'$  with respect to  $G'$  (where  $g'_i \in G'$  and  $p_i \in \mathcal{R}$ ), obtained either through computing a Logged Gröbner Basis above or by dividing  $h'$  with respect to  $G'$ ;

$H = H \cup \{\sum_{i=1}^j p_i g_i\}$ , where  $\text{in}_\omega(g_i) = g'_i$ ;

**end for**

Reduce  $H$  with respect to  $C$  (use Algorithm 4);

**if** ( $t == 1$ ) **then**

found = true;

**else**

$t = \min(\{s \mid \deg_{\omega(s)}(p_1) = \deg_{\omega(s)}(p_i), \deg_{\omega(0)}(p_1) \neq \deg_{\omega(0)}(p_i),$

$h = p_1 + \dots + p_k \in H\} \cap (0, 1])$ , where  $\omega(s) := \omega + s(\tau - \omega)$  for  $0 \leq s \leq 1$ ;

**end if**

**if** ( $t$  is undefined) **then**

found = true;

**else**

$G = H$ ;  $\omega = (1 - t)\omega + t\tau$ ;

**end if**

**until** (found = true)

**return**  $H$ ;

---

**Some Remarks:**

- In the first iteration of the **repeat . . . until** loop,  $G'$  is a Gröbner Basis for the ideal<sup>1</sup>  $\text{in}_\omega(J)$  with respect to the monomial ordering defined by  $C$ , as  $\omega$  is compatible with  $C$ . During subsequent iterations of the same loop,  $G'$  is a Gröbner Basis for the ideal  $\text{in}_\omega(J)$  with respect to the monomial ordering used to compute  $H$  during the previous iteration of the **repeat . . . until** loop, as  $\omega$  is compatible with this previous ordering.
- The fact that any set  $H$  constructed by the **for** loop is a Gröbner Basis for  $J$  with respect to the monomial ordering defined by  $C$  is proved in both [1] and [18] (where you will also find proofs for the assertions made in the previous paragraph).
- The section of code where we determine the value of  $t$  is where we determine the next step of the walk. We choose  $t$  to be the minimum value of  $s$  in the interval  $(0, 1]$  such that, for some polynomial  $h \in H$ , the  $\omega$ -degrees of  $\text{LT}(h)$  and some other term in  $h$  differ, but the  $\omega(s)$ -degrees of the same two terms are identical. We say that this is the first point on the line segment between the two weight vectors  $\omega$  and  $\tau$  where the initial of one of the polynomials in  $H$  *degenerates*.
- The success of the Gröbner Walk comes from the fact that it breaks down a Gröbner Basis computation into a series of smaller pieces, each of which computes a Gröbner Basis for a set of initials, a task that is usually quite simple. There are still cases however where this task is complicated and time-consuming, and this has led to the development of so-called *path perturbation* techniques that choose ‘easier’ paths on which to walk (see for example [1] and [53]).

**6.1.3 A Worked Example**

**Example 6.1.8** Let  $F := \{xy - z, yz + 2x + z\}$  be a basis generating an ideal  $J$  over the polynomial ring  $\mathbb{Q}[x, y, z]$ . Consider that we want to obtain the Lex Gröbner Basis  $H := \{2x + yz + z, y^2z + yz + 2z\}$  for  $J$  from the DegLex Gröbner Basis  $G := \{xy - z, yz + 2x + z, 2x^2 + xz + z^2\}$  for  $J$  using the Gröbner Walk. Utilising Algorithm 17 to do this, we initialise the variables as follows.

---

<sup>1</sup>The ideal  $\text{in}_\omega(J)$  is defined as follows:  $p \in J$  if and only if  $\text{in}_\omega(p) \in \text{in}_\omega(J)$ .

$$A = \begin{pmatrix} 1 & 1 & 1 \\ 1 & 0 & 0 \\ 0 & 1 & 0 \end{pmatrix}; B = \begin{pmatrix} 1 & 0 & 0 \\ 0 & 1 & 0 \\ 0 & 0 & 1 \end{pmatrix}; \omega = (1, 1, 1); \tau = (1, 0, 0); C = \begin{pmatrix} 1 & 1 & 1 \\ 1 & 0 & 0 \\ 0 & 1 & 0 \\ 0 & 0 & 1 \end{pmatrix};$$

$$t = 0; \text{ found} = \text{false}.$$

Let us now describe what happens during each pass of the **repeat...until** loop of Algorithm 17, noting that as  $A$  is equivalent to  $C$  to begin with, nothing substantial will happen during the first pass through the loop.

### Pass 1

- Construct the set of initials:  $G' := \{g'_1, g'_2, g'_3\} = \{xy, yz, 2x^2 + xz + z^2\}$  (these are the terms in  $G$  that have maximal  $(1, 1, 1)$ -degree).
- Compute the Gröbner Basis  $H'$  of  $G'$  with respect to  $C$ .

$$\begin{aligned} \text{S-pol}(g'_1, g'_2) &= \frac{xyz}{xy}(xy) - \frac{xyz}{yz}(yz) \\ &= 0; \\ \text{S-pol}(g'_1, g'_3) &= \frac{x^2y}{xy}(xy) - \frac{x^2y}{2x^2}(2x^2 + xz + z^2) \\ &= -\frac{1}{2}xyz - \frac{1}{2}yz^2 \\ &\rightarrow_{g'_1} -\frac{1}{2}yz^2 \\ &\rightarrow_{g'_2} 0; \\ \text{S-pol}(g'_2, g'_3) &= 0 \text{ (by Buchberger's First Criterion).} \end{aligned}$$

It follows that  $H' = G'$ .

- As  $H' = G'$ ,  $H$  will also be equal to  $G$ , so that  $H := \{h_1, h_2, h_3\} = \{xy - z, yz + 2x + z, 2x^2 + xz + z^2\}$ .
- Let

$$\begin{aligned} \omega(s) &:= \omega + s(\tau - \omega) \\ &= (1, 1, 1) + s((1, 0, 0) - (1, 1, 1)) \\ &= (1, 1, 1) + s(0, -1, -1) \\ &= (1, 1 - s, 1 - s). \end{aligned}$$

To find the next value of  $t$ , we must find the minimum value of  $s$  such that the  $\omega(s)$ -degrees of the leading term of a polynomial in  $H$  and some other term in the same polynomial agree where their  $\omega$ -degrees currently differ.

The  $\omega$ -degrees of the two terms in  $h_1$  differ, so we can seek a value of  $s$  such that

$$\begin{aligned}\deg_{\omega(s)}(xy) &= \deg_{\omega(s)}(z) \\ 1 + (1 - s) &= (1 - s) \\ 1 &= 0 \text{ (inconsistent).}\end{aligned}$$

For  $h_2$ , we have two choices: either

$$\begin{aligned}\deg_{\omega(s)}(yz) &= \deg_{\omega(s)}(x) \\ (1 - s) + (1 - s) &= 1 \\ 2 - 2s &= 1 \\ s &= \frac{1}{2};\end{aligned}$$

or

$$\begin{aligned}\deg_{\omega(s)}(yz) &= \deg_{\omega(s)}(z) \\ (1 - s) + (1 - s) &= (1 - s) \\ (1 - s) &= 0 \\ s &= 1.\end{aligned}$$

The  $\omega$ -degrees of all the terms in  $h_3$  are the same, so we can ignore it.

It follows that the minimum value of  $s$  (and hence the new value of  $t$ ) is  $\frac{1}{2}$ . As this value appears in the interval  $(0, 1]$ , we set  $G = H$ ; set the new value of  $\omega$  to be  $(1 - \frac{1}{2})(1, 1, 1) + \frac{1}{2}(1, 0, 0) = (1, \frac{1}{2}, \frac{1}{2})$  (and hence change  $C$  to be the matrix

$\begin{pmatrix} 1 & \frac{1}{2} & \frac{1}{2} \\ 1 & 0 & 0 \\ 0 & 1 & 0 \\ 0 & 0 & 1 \end{pmatrix}$ ); and embark upon a second pass of the **repeat...until** loop.

## Pass 2

- Construct the set of initials:  $G' := \{g'_1, g'_2, g'_3\} = \{xy, 2x + yz, 2x^2\}$  (these are the

terms in  $G$  that have maximal  $(1, \frac{1}{2}, \frac{1}{2})$ -degree).

- Compute the Gröbner Basis of  $G'$  with respect to  $C$ .

$$\begin{aligned}
 \text{S-pol}(g'_1, g'_2) &= \frac{xy}{xy}(xy) - \frac{xy}{2x}(2x + yz) \\
 &= -\frac{1}{2}y^2z =: g'_4; \\
 \text{S-pol}(g'_1, g'_3) &= \frac{x^2y}{xy}(xy) - \frac{x^2y}{2x^2}(2x^2) \\
 &= 0; \\
 \text{S-pol}(g'_2, g'_3) &= \frac{x^2}{2x}(2x + yz) - \frac{x^2}{2x^2}(2x^2) \\
 &= \frac{1}{2}xyz \\
 &\rightarrow_{g'_1} 0; \\
 \text{S-pol}(g'_1, g'_4) &= \frac{xy^2z}{xy}(xy) - \frac{xy^2z}{-\frac{1}{2}y^2z} \left( -\frac{1}{2}y^2z \right) \\
 &= 0; \\
 \text{S-pol}(g'_2, g'_4) &= 0 \text{ (by Buchberger's First Criterion);} \\
 \text{S-pol}(g'_3, g'_4) &= 0 \text{ (by Buchberger's First Criterion).}
 \end{aligned}$$

It follows that  $G' = \{g'_1, g'_2, g'_3, g'_4\} = \{xy, 2x + yz, 2x^2, -\frac{1}{2}y^2z\}$  is a Gröbner Basis for  $\text{in}_\omega(J)$  with respect to  $C$ .

Applying Algorithm 4 to  $G'$ , we can remove  $g'_1$  and  $g'_3$  from  $G'$  (because  $\text{LM}(g'_1) = y \times \text{LM}(g'_2)$  and  $\text{LM}(g'_3) = x \times \text{LM}(g'_2)$ ); we must also multiply  $g'_2$  and  $g'_4$  by  $\frac{1}{2}$  and  $-2$  respectively to obtain unit lead coefficients. This leaves us with the unique reduced Gröbner Basis  $H' := \{h'_1, h'_2\} = \{x + \frac{1}{2}yz, y^2z\}$  for  $\text{in}_\omega(J)$  with respect to  $C$ .

- We must now express the two elements of  $H'$  in terms of members of  $G'$ .

$$\begin{aligned}
 h'_1 = x + \frac{1}{2}yz &= \frac{1}{2}g'_2; \\
 h'_2 = y^2z &= -2 \left( (xy) - \frac{1}{2}y(2x + yz) \right) \text{ (from the S-polynomial)} \\
 &= -2 \left( g'_1 - \frac{1}{2}yg'_2 \right).
 \end{aligned}$$

Lifting to the full polynomials,  $h'_1$  lifts to give the polynomial  $h_1 := x + \frac{1}{2}yz + \frac{1}{2}z$ ;  $h'_2$  lifts to give the polynomial  $h_2 := -2((xy - z) - \frac{1}{2}y(2x + yz + z)) = -2xy +$

$2z + 2xy + y^2z + yz = y^2z + yz + 2z$ ; and we are left with the Gröbner Basis  $H := \{h_1, h_2\} = \{x + \frac{1}{2}yz + \frac{1}{2}z, y^2z + yz + 2z\}$  for  $J$  with respect to  $C$ .

- Let

$$\begin{aligned}\omega(s) &:= \omega + s(\tau - \omega) \\ &= \left(1, \frac{1}{2}, \frac{1}{2}\right) + s \left( (1, 0, 0) - \left(1, \frac{1}{2}, \frac{1}{2}\right) \right) \\ &= \left(1, \frac{1}{2}, \frac{1}{2}\right) + s \left(0, -\frac{1}{2}, -\frac{1}{2}\right) \\ &= \left(1, \frac{1}{2}(1-s), \frac{1}{2}(1-s)\right).\end{aligned}$$

Finding the minimum value of  $s$ , for  $h_1$  we can have

$$\begin{aligned}\deg_{\omega(s)}(x) &= \deg_{\omega(s)}(z) \\ 1 &= \frac{1}{2}(1-s) \\ s &= -1 \text{ (undefined: we must have } s \in (0, 1]).\end{aligned}$$

Continuing with  $h_2$ , we can either have

$$\begin{aligned}\deg_{\omega(s)}(y^2z) &= \deg_{\omega(s)}(yz) \\ 3 \left(\frac{1}{2}(1-s)\right) &= 2 \left(\frac{1}{2}(1-s)\right) \\ \frac{1}{2}(1-s) &= 0 \\ s &= 1;\end{aligned}$$

or

$$\begin{aligned}\deg_{\omega(s)}(y^2z) &= \deg_{\omega(s)}(z) \\ 3 \left(\frac{1}{2}(1-s)\right) &= \frac{1}{2}(1-s) \\ 1-s &= 0 \\ s &= 1.\end{aligned}$$

It follows that the minimum value of  $s$  (and hence the new value of  $t$ ) is 1. As this value appears in the interval  $(0, 1]$ , we set  $G = H$ ; set the new value of  $\omega$



to be  $(1-1)(1, \frac{1}{2}, \frac{1}{2}) + 1(1, 0, 0) = (1, 0, 0)$  (and hence change  $C$  to be the matrix  $\begin{pmatrix} 1 & 0 & 0 \\ 1 & 0 & 0 \\ 0 & 1 & 0 \\ 0 & 0 & 1 \end{pmatrix} \equiv \begin{pmatrix} 1 & 0 & 0 \\ 0 & 1 & 0 \\ 0 & 0 & 1 \end{pmatrix}$ ); and embark upon a third (and final) pass of the **repeat...until** loop.

### Pass 3

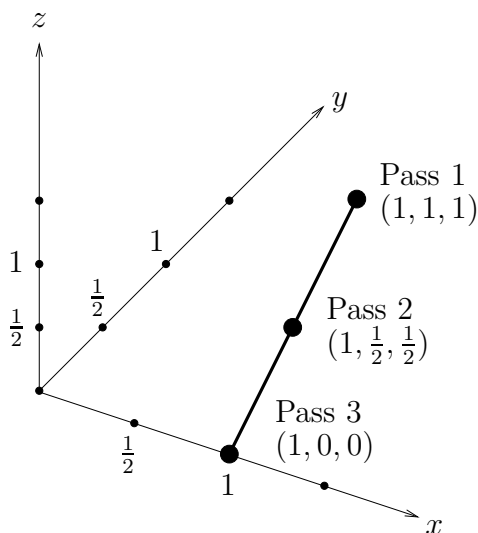
- Construct the set of initials:  $G' := \{g'_1, g'_2\} = \{x, y^2z + yz + 2z\}$  (these are the terms in  $G$  that have maximal  $(1, 0, 0)$ -degree).
- Compute the Gröbner Basis  $H'$  of  $G'$  with respect to  $C$ .

$$\text{S-pol}(g'_1, g'_2) = 0 \text{ (by Buchberger's First Criterion).}$$

It follows that  $H' = G'$ .

- As  $H' = G'$ ,  $H$  will also be equal to  $G$ , so that  $H := \{h_1, h_2\} = \{x + \frac{1}{2}yz + \frac{1}{2}z, y^2z + yz + 2z\}$ . Further, as  $t$  is now equal to 1, we have arrived at our target ordering (Lex) and can return  $H$  as the output Gröbner Basis, a basis that is equivalent to the Lex Gröbner Basis given for  $J$  at the beginning of this example.

We can summarise the path taken during the walk in the following diagram.



---

**Algorithm 18** The Commutative Involutive Walk Algorithm

---

**Input:** An Involutive Basis  $G = \{g_1, g_2, \dots, g_m\}$  with respect to an involutive division  $I$  and an admissible monomial ordering  $O$  with an associated matrix  $A$ , where  $G$  generates an ideal  $J$  over a commutative polynomial ring  $\mathcal{R} = R[x_1, \dots, x_n]$ .

**Output:** An Involutive Basis  $H = \{h_1, h_2, \dots, h_p\}$  for  $J$  with respect to  $I$  and an admissible monomial ordering  $O'$  with an associated matrix  $B$ .

Let  $\omega$  and  $\tau$  be the weight vectors corresponding to the first rows of  $A$  and  $B$ ;

Let  $C$  be the matrix whose first row is equal to  $\omega$  and whose remainder is equal to the whole of the matrix  $B$ ;

$t = 0$ ; found = false;

**repeat**

Let  $G' = \{\text{in}_\omega(g_i)\}$  for all  $g_i \in G$ ;

Compute an Involutive Basis  $H'$  for  $G'$  with respect to the monomial ordering defined by the matrix  $C$  (use Algorithm 9);

$H = \emptyset$ ;

**for each**  $h' \in H'$  **do**

Let  $\sum_{i=1}^j p_i g'_i$  be the logged representation of  $h'$  with respect to  $G'$  (where  $g'_i \in G'$  and  $p_i \in \mathcal{R}$ ), obtained either through computing a Logged Involutive Basis above or by involutively dividing  $h'$  with respect to  $G'$ ;

$H = H \cup \{\sum_{i=1}^j p_i g_i\}$ , where  $\text{in}_\omega(g_i) = g'_i$ ;

**end for**

**if** ( $t == 1$ ) **then**

found = true;

**else**

$t = \min(\{s \mid \deg_{\omega(s)}(p_1) = \deg_{\omega(s)}(p_i), \deg_{\omega(0)}(p_1) \neq \deg_{\omega(0)}(p_i)\}$ ,

$h = p_1 + \dots + p_k \in H\} \cap (0, 1])$ , where  $\omega(s) := \omega + s(\tau - \omega)$  for  $0 \leq s \leq 1$ ;

**end if**

**if** ( $t$  is undefined) **then**

found = true;

**else**

$G = H$ ;  $\omega = (1 - t)\omega + t\tau$ ;

**end if**

**until** (found = true)

**return**  $H$ ;

---

### 6.1.4 The Commutative Involutive Walk Algorithm

In [30], Golubitsky generalised the Gröbner Walk technique to give a method for converting an Involutive Basis with respect to one monomial ordering to an Involutive Basis with respect to another monomial ordering. Algorithmically, the way in which we perform this *Involutive Walk* is virtually identical to the way we perform the Gröbner Walk, as can be seen by comparing Algorithms 17 and 18. The change however comes when proving the correctness of the algorithm, as we have to show that each  $G'$  is an Involutive Basis for  $\text{in}_\omega(J)$  and that each  $H$  is an Involutive Basis for  $J$  (see [30] for these proofs).

## 6.2 Noncommutative Walks

In the commutative case, any monomial ordering can be represented by a matrix that provides a decomposition of the ordering in terms of the rows of the matrix. This decomposition is then utilised in the Gröbner Walk algorithm when (for example) we use the first row of the matrix to provide a set of initials for a particular basis  $G$  (cf. Definition 6.1.6).

In the noncommutative case, because monomials cannot be represented by multidegrees, monomial orderings cannot be represented by matrices. This seems to shut the door on any generalisation of the Gröbner Walk to the noncommutative case, as not only is there no first row of a matrix to provide a set of initials, but no notion of a walk between two matrices can be formulated either.

Despite this, we note that in the commutative case, if the first rows of the source and target matrices are the same, then the Gröbner Walk will complete in one pass of the algorithm, and all that is needed is the first row of the source matrix to provide a set of initials to work with.

Generalising to the noncommutative case, it is possible that if we can find a way to decompose a noncommutative monomial ordering to provide a set of initials to work with, then a noncommutative Gröbner Walk algorithm could complete in one pass if the source and target monomial orderings used the same method to compute sets of initials.

### 6.2.1 Functional Decompositions

Considering the monomial orderings defined in Section 1.2.2, we note that all the orderings are defined step-by-step. For example, the DegLex monomial ordering compares two monomials by degree first, then by the first letter of each monomial, then by the second letter, and so on. This provides us with an opportunity to decompose each monomial ordering into a series of steps or functions, a decomposition we shall term a *functional decomposition*.

**Definition 6.2.1** An *ordering function* is a function

$$\theta : M \longrightarrow \mathbb{Z}$$

that assigns an integer to any monomial  $m \in M$ , where  $M$  denotes the set of all monomials over a polynomial ring  $R\langle x_1, \dots, x_n \rangle$ . We call the integer assigned by  $\theta$  to  $m$  the  $\theta$ -value of  $m$ .

**Remark 6.2.2** The  $\theta$ -value of any term will be equal to the  $\theta$ -value of the term's associated monomial.

**Definition 6.2.3** A *functional decomposition*  $\Theta$  is a (possibly infinite) sequence of ordering functions, written  $\Theta = \{\theta_1, \theta_2, \dots\}$ .

**Definition 6.2.4** Let  $O$  be a monomial ordering; let  $m_1$  and  $m_2$  be two arbitrary monomials such that  $m_1 < m_2$  with respect to  $O$ ; and let  $\Theta = \{\theta_1, \theta_2, \dots\}$  be a functional decomposition. We say that  $\Theta$  defines  $O$  if and only if  $\theta_i(m_1) < \theta_i(m_2)$  for some  $i \geq 1$  and  $\theta_j(m_1) = \theta_j(m_2)$  for all  $1 \leq j < i$ .

To describe the functional decompositions corresponding to the monomial orderings defined in Section 1.2.2, we first need the following definition.

**Definition 6.2.5** Let  $m$  be an arbitrary monomial over a polynomial ring  $R\langle x_1, \dots, x_n \rangle$ . The  $i$ -th valuing function of  $m$ , written  $\text{val}_i(m)$ , is an ordering function that assigns an integer to  $m$  as follows.

$$\text{val}_i(m) = \begin{cases} j & \text{if Subword}(m, i, i) = x_j \text{ (where } 1 \leq j \leq n\text{)}. \\ n + 1 & \text{if Subword}(m, i, i) \text{ is undefined.} \end{cases}$$

Let us now describe the functional decompositions corresponding to those monomial orderings defined in Section 1.2.2 that are admissible.

**Definition 6.2.6** The functional decomposition  $\Theta = \{\theta_1, \theta_2, \dots\}$  corresponding to the DegLex monomial ordering is defined (for an arbitrary monomial  $m$ ) as follows.

$$\theta_i(m) = \begin{cases} \deg(m) & \text{if } i = 1. \\ n + 1 - \text{val}_{i-1}(m) & \text{if } i > 1. \end{cases}$$

Similarly, we can define DegInvLex by

$$\theta_i(m) = \begin{cases} \deg(m) & \text{if } i = 1. \\ \text{val}_{i-1}(m) & \text{if } i > 1. \end{cases}$$

and DegRevLex by

$$\theta_i(m) = \begin{cases} \deg(m) & \text{if } i = 1. \\ \text{val}_{\deg(m)+2-i}(m) & \text{if } i > 1. \end{cases}$$

**Example 6.2.7** Let  $m_1 := xyxz^2$  and  $m_2 := xzyz^2$  be two monomials over the polynomial ring  $\mathbb{Q}\langle x, y, z \rangle$ . With respect to DegLex, we can work out that  $xyxz^2 > xzyz^2$ , because  $\theta_1(m_1) = \theta_1(m_2)$  (or  $\deg(m_1) = \deg(m_2)$ );  $\theta_2(m_1) = \theta_2(m_2)$  (or  $n+1 - \text{val}_1(m_1) = n+1 - \text{val}_1(m_2)$ ,  $3+1-1 = 3+1-1$ ); and  $\theta_3(m_1) > \theta_3(m_2)$  (or  $n+1 - \text{val}_2(m_1) > n+1 - \text{val}_2(m_2)$ ,  $3+1-2 > 3+1-3$ ). Similarly, with respect to DegInvLex, we can work out that  $xyxz^2 < xzyz^2$  (because  $\theta_3(m_1) < \theta_3(m_2)$ , or  $2 < 3$ ); and with respect to DegRevLex, we can work out that  $xyxz^2 < xzyz^2$  (because  $\theta_4(m_1) < \theta_4(m_2)$ , or  $1 < 2$ ).

**Definition 6.2.8** Given a polynomial  $p$  and an ordering function  $\theta$ , the *initial* of  $p$  with respect to  $\theta$ , written  $\text{in}_\theta(p)$ , is made up of those terms in  $p$  that have maximal  $\theta$ -value. For example, if  $\theta$  is the degree function and if  $p = x^4 + xzy^2 + y^3 + z^2x$ , then  $\text{in}_\theta(p) = x^4 + xzy^2$ .

**Definition 6.2.9** Given an ordering function  $\theta$ , a polynomial  $p$  is said to be  $\theta$ -homogeneous if  $p = \text{in}_\theta(p)$ .

**Definition 6.2.10** An ordering function  $\theta$  is *compatible* with a monomial ordering  $O$  if, given any polynomial  $p = t_1 + \dots + t_m$  ordered in descending order with respect to  $O$ ,  $\theta(t_1) \geq \theta(t_i)$  holds for all  $1 < i \leq m$ .

**Definition 6.2.11** An ordering function  $\theta$  is *extendible* if, given any  $\theta$ -homogeneous polynomial  $p$ , any multiple  $upv$  of  $p$  by terms  $u$  and  $v$  is also  $\theta$ -homogeneous.

**Remark 6.2.12** Of the ordering functions encountered so far, only the degree function,  $\text{val}_1$  and<sup>2</sup>  $\text{val}_{\text{deg}(m)}$  (for any given monomial  $m$ ) are extendible.

**Definition 6.2.13** Two noncommutative monomial orderings  $O_1$  and  $O_2$  are said to be *harmonious* if (i) there exist functional decompositions  $\Theta_1 = \{\theta_{1_1}, \theta_{1_2}, \dots\}$  and  $\Theta_2 = \{\theta_{2_1}, \theta_{2_2}, \dots\}$  defining  $O_1$  and  $O_2$  respectively; and (ii) the ordering functions  $\theta_{1_1}$  and  $\theta_{2_1}$  are identical and extendible.

**Remark 6.2.14** The noncommutative monomial orderings DegLex, DegInvLex and DegRevLex are all (pairwise) harmonious.

## 6.2.2 The Noncommutative Gröbner Walk Algorithm for Harmonious Monomial Orderings

We present in Algorithm 19 an algorithm to perform a Gröbner Walk between two harmonious noncommutative monomial orderings.

Termination of Algorithm 19 depends on the termination of Algorithm 5 as used (in Algorithm 19) to compute a noncommutative Gröbner Basis for the set  $G'$ . The correctness of Algorithm 19 is provided by the following two propositions.

**Proposition 6.2.15**  $G'$  is always a Gröbner Basis for the ideal<sup>3</sup>  $\text{in}_\theta(J)$  with respect to the monomial ordering  $O$ .

**Proof:** Because  $\theta$  is compatible with  $O$  (by definition), the S-polynomials involving members of  $G$  will be in one-to-one correspondence with the S-polynomials involving members of  $G'$ , with the same monomial being ‘cancelled’ in each pair of corresponding S-polynomials.

Let  $p$  be an arbitrary S-polynomial involving members of  $G$  (with corresponding S-polynomial  $q$  involving members of  $G'$ ). Because  $G$  is a Gröbner Basis for  $J$  with respect

---

<sup>2</sup>Think of  $\text{val}_{\text{deg}(m)}$  as finding the value of the final variable in  $m$  (as opposed to  $\text{val}_1$  finding the value of the first variable in  $m$ ).

<sup>3</sup>The ideal  $\text{in}_\theta(J)$  is defined as follows:  $p \in J$  if and only if  $\text{in}_\theta(p) \in \text{in}_\theta(J)$ .

---

**Algorithm 19** The Noncommutative Gröbner Walk Algorithm for Harmonious Monomial Orderings

---

**Input:** A Gröbner Basis  $G = \{g_1, g_2, \dots, g_m\}$  with respect to an admissible monomial ordering  $O$  with an associated functional decomposition  $A$ , where  $G$  generates an ideal  $J$  over a noncommutative polynomial ring  $\mathcal{R} = R\langle x_1, \dots, x_n \rangle$ .

**Output:** A Gröbner Basis  $H = \{h_1, h_2, \dots, h_p\}$  for  $J$  with respect to an admissible monomial ordering  $O'$  with an associated functional decomposition  $B$ , where  $O$  and  $O'$  are harmonious.

Let  $\theta$  be the ordering function corresponding to the first ordering function of  $A$ ;

Let  $G' = \{\text{in}_\theta(g_i)\}$  for all  $g_i \in G$ ;

Compute a reduced Gröbner Basis  $H'$  for  $G'$  with respect to the monomial ordering  $O'$  (use Algorithms 5 and 6);

$H = \emptyset$ ;

**for each**  $h' \in H'$  **do**

Let  $\sum_{i=1}^j \ell_i g'_i r_i$  be the logged representation of  $h'$  with respect to  $G'$  (where  $g'_i \in G'$  and the  $\ell_i$  and the  $r_i$  are terms), obtained either through computing a Logged Gröbner Basis above or by dividing  $h'$  with respect to  $G'$ ;

$H = H \cup \{\sum_{i=1}^j \ell_i g_i r_i\}$ , where  $\text{in}_\theta(g_i) = g'_i$ ;

**end for**

Reduce  $H$  with respect to  $O'$  (use Algorithm 6);

**return**  $H$ ;

---

to  $O$ ,  $p$  will reduce to zero using  $G$  by the series of reductions

$$p \rightarrow_{g_{i_1}} p_1 \rightarrow_{g_{i_2}} p_2 \rightarrow_{g_{i_3}} \cdots \rightarrow_{g_{i_\alpha}} 0,$$

where  $g_{i_j} \in G$  for all  $1 \leq j \leq \alpha$ .

**Claim:**  $q$  will reduce to zero using  $G'$  (and hence  $G'$  is a Gröbner Basis for  $\text{in}_\theta(J)$  with respect to  $O$  by Definition 3.1.8) by the series of reductions

$$q \rightarrow_{\text{in}_\theta(g_{i_1})} q_1 \rightarrow_{\text{in}_\theta(g_{i_2})} q_2 \rightarrow_{\text{in}_\theta(g_{i_3})} \cdots \rightarrow_{\text{in}_\theta(g_{i_\beta})} 0,$$

where  $0 \leq \beta \leq \alpha$ .

**Proof of Claim:** Let  $w$  be the overlap word associated to the S-polynomial  $p$ . If  $\theta(\text{LM}(p)) < \theta(w)$ , then because  $\theta$  is extendible it is clear that  $q = 0$ , and so the proof is complete. Otherwise, we must have  $q = \text{in}_\theta(p)$ , and so by the compatibility of  $\theta$  with  $O$ , we can use the polynomial  $\text{in}_\theta(g_{i_1}) \in G'$  to reduce  $q$  to give the polynomial  $q_1$ . We now proceed by induction (if  $\theta(\text{LM}(p_1)) < \theta(\text{LM}(p))$  then  $q_1 = 0, \dots$ ), noting that the process will terminate because  $\text{in}_\theta(p_\alpha = 0) = 0$ .  $\square$

**Proposition 6.2.16** *The set  $H$  constructed by the **for** loop of Algorithm 19 is a Gröbner Basis for  $J$  with respect to the monomial ordering  $O'$ .*

**Proof:** By Definition 3.1.8, we can show that  $H$  is a Gröbner Basis for  $J$  by showing that all S-polynomials involving members of  $H$  reduce to zero using  $H$ . Assume for a contradiction that an S-polynomial  $p$  involving members of  $H$  does not reduce to zero using  $H$ , and instead only reduces to a polynomial  $q \neq 0$ .

As all members of  $H$  are members of the ideal  $J$  (by the way  $H$  was constructed as combinations of elements of  $G$ ), it is clear that  $q$  is also a member of the ideal  $J$ , as all we have done in constructing  $q$  is to reduce a combination of two members of  $H$  with respect to  $H$ . It follows that the polynomial  $\text{in}_\theta(q)$  is a member of the ideal  $\text{in}_\theta(J)$ .

Because  $H'$  is a Gröbner Basis for the ideal  $\text{in}_\theta(J)$  with respect to  $O'$ , there must be a polynomial  $h' \in H'$  such that  $h' \mid \text{in}_\theta(q)$ . Let  $\sum_{i=1}^j \ell_i g'_i r_i$  be the logged representation of



$h'$  with respect to  $G'$ . Then it is clear that

$$\sum_{i=1}^j \ell_i g'_i r_i \mid \text{in}_\theta(q).$$

However  $\theta$  is compatible with  $O'$ , so that

$$\sum_{i=1}^j \ell_i g_i r_i \mid q.$$

It follows that there exists a polynomial  $h \in H$  dividing our polynomial  $q$ , contradicting our initial assumption.  $\square$

### 6.2.3 A Worked Example

**Example 6.2.17** Let  $F := \{x^2 + y^2 + 8, 2xy + y^2 + 5\}$  be a basis generating an ideal  $J$  over the polynomial ring  $\mathbb{Q}\langle x, y \rangle$ . Consider that we want to obtain the DegLex Gröbner Basis  $H := \{2xy + y^2 + 5, x^2 + y^2 + 8, 5y^3 - 10x + 37y, 2yx + y^2 + 5\}$  for  $J$  from the DegRevLex Gröbner Basis  $G := \{2xy - x^2 - 3, y^2 + x^2 + 8, 5x^3 + 6y + 35x, 2yx - x^2 - 3\}$  for  $J$  using the Gröbner Walk. Utilising Algorithm 19 to do this, we initialise  $\theta$  to be the degree function and we proceed as follows.

- Construct the set of initials:  $G' := \{g'_1, g'_2, g'_3, g'_4\} = \{-x^2 + 2xy, x^2 + y^2, 5x^3, -x^2 + 2yx\}$  (these are the terms in  $G$  that have maximal degree).
- Compute the Gröbner Basis of  $G'$  with respect to the DegLex monomial ordering (for simplicity, we will not provide details of those S-polynomials that reduce to zero

or can be ignored due to Buchberger's Second Criterion).

$$\begin{aligned}
\text{S-pol}(1, g'_1, 1, g'_2) &= (-x^2 + 2xy) - (-1)(x^2 + y^2) \\
&= 2xy + y^2 =: g'_5; \\
\text{S-pol}(1, g'_1, 1, g'_4) &= (-1)(-x^2 + 2xy) - (-1)(-x^2 + 2yx) \\
&= -2xy + 2yx \\
&\rightarrow_{g'_5} -2xy + 2yx + (2xy + y^2) \\
&= 2yx + y^2 =: g'_6; \\
\text{S-pol}(y, g'_1, 1, g'_6) &= 2y(-x^2 + 2xy) - (-1)(2yx + y^2)x \\
&= 4yxy + y^2x \\
&\rightarrow_{g'_5} 4yxy + y^2x - 2y(2xy + y^2) \\
&= y^2x - 2y^3 \\
&\rightarrow_{g'_6} y^2x - 2y^3 - \frac{1}{2}y(2yx + y^2) \\
&= -\frac{5}{2}y^3 =: g'_7.
\end{aligned}$$

After  $g'_7$  is added to the current basis, all S-polynomials now reduce to zero, leaving the Gröbner Basis  $G' = \{g'_1, g'_2, g'_3, g'_4, g'_5, g'_6, g'_7\} = \{-x^2 + 2xy, x^2 + y^2, 5x^3, -x^2 + 2yx, 2xy + y^2, 2yx + y^2, -\frac{5}{2}y^3\}$  for  $\text{in}_\theta(J)$  with respect to  $O'$ .

Applying Algorithm 6 to  $G'$ , we can remove  $g'_1, g'_2$  and  $g'_3$  from  $G'$  (because their lead monomials are all multiples of  $\text{LM}(g'_4)$ ); we must multiply  $g'_4, g'_5, g'_6$  and  $g'_7$  by  $-1, \frac{1}{2}, \frac{1}{2}$  and  $-\frac{2}{5}$  respectively (to obtain unit lead coefficients); and the polynomial  $g'_4$  can (then) be further reduced as follows.

$$\begin{aligned}
g'_4 &= x^2 - 2yx \\
&\rightarrow_{g'_6} x^2 - 2yx + 2\left(yx + \frac{1}{2}y^2\right) \\
&= x^2 + y^2.
\end{aligned}$$

This leaves us with the unique reduced Gröbner Basis  $H' := \{h'_1, h'_2, h'_3, h'_4\} = \{x^2 + y^2, xy + \frac{1}{2}y^2, yx + \frac{1}{2}y^2, y^3\}$  for  $\text{in}_\theta(J)$  with respect to  $O'$ .

- We must now express the four elements of  $H'$  in terms of members of  $G'$ .

$$\begin{aligned}
h'_1 = x^2 + y^2 &= g'_2; \\
h'_2 = xy + \frac{1}{2}y^2 &= \frac{1}{2}(g'_1 + g'_2) \text{ (from the S-polynomial);} \\
h'_3 = yx + \frac{1}{2}y^2 &= \frac{1}{2}(-g'_1 + g'_4 + (g'_1 + g'_2)) \\
&= \frac{1}{2}(g'_2 + g'_4); \\
h'_4 = y^3 &= -\frac{2}{5} \left( 2y(g'_1) + (g'_2 + g'_4)x - 2y(g'_1 + g'_2) - \frac{1}{2}y(g'_2 + g'_4) \right) \\
&= -\frac{2}{5} \left( g'_2x - \frac{5}{2}yg'_2 + g'_4x - \frac{1}{2}yg'_4 \right).
\end{aligned}$$

Lifting to the full polynomials, we obtain the Gröbner Basis  $H := \{h_1, h_2, h_3, h_4\}$  as follows.

$$\begin{aligned}
h_1 &= g_2 \\
&= x^2 + y^2 + 8; \\
h_2 &= \frac{1}{2}(g_1 + g_2) \\
&= \frac{1}{2}(-x^2 + 2xy - 3 + x^2 + y^2 + 8) \\
&= xy + \frac{1}{2}y^2 + \frac{5}{2}; \\
h_3 &= \frac{1}{2}(g_2 + g_4) \\
&= \frac{1}{2}(x^2 + y^2 + 8 - x^2 + 2yx - 3) \\
&= yx + \frac{1}{2}y^2 + \frac{5}{2}; \\
h_4 &= -\frac{2}{5} \left( g_2x - \frac{5}{2}yg_2 + g_4x - \frac{1}{2}yg_4 \right) \\
&= -\frac{2}{5} \left( x^3 + y^2x + 8x - \frac{5}{2}yx^2 - \frac{5}{2}y^3 - 20y \right. \\
&\quad \left. - x^3 + 2yx^2 - 3x + \frac{1}{2}yx^2 - y^2x + \frac{3}{2}y \right) \\
&= y^3 - 2x + \frac{37}{5}y.
\end{aligned}$$

The set  $H$  does not reduce any further, so we return the output DegLex Gröbner Basis  $\{x^2 + y^2 + 8, xy + \frac{1}{2}y^2 + \frac{5}{2}, yx + \frac{1}{2}y^2 + \frac{5}{2}, y^3 - 2x + \frac{37}{5}y\}$  for  $J$ , a basis

that is equivalent to the DegLex Gröbner Basis given for  $J$  at the beginning of this example.

### 6.2.4 The Noncommutative Involutive Walk Algorithm for Harmonious Monomial Orderings

We present in Algorithm 20 an algorithm to perform an Involutive Walk between two harmonious noncommutative monomial orderings.

---

**Algorithm 20** The Noncommutative Involutive Walk Algorithm for Harmonious Monomial Orderings

---

**Input:** An Involutive Basis  $G = \{g_1, g_2, \dots, g_m\}$  with respect to an involutive division  $I$  and an admissible monomial ordering  $O$  with an associated functional decomposition  $A$ , where  $G$  generates an ideal  $J$  over a noncommutative polynomial ring  $\mathcal{R} = R\langle x_1, \dots, x_n \rangle$ .

**Output:** An Involutive Basis  $H = \{h_1, h_2, \dots, h_p\}$  for  $J$  with respect to  $I$  and an admissible monomial ordering  $O'$  with an associated functional decomposition  $B$ , where  $O$  and  $O'$  are harmonious.

Let  $\theta$  be the ordering function corresponding to the first ordering function of  $A$ ;

Let  $G' = \{\text{in}_\theta(g_i)\}$  for all  $g_i \in G$ ;

Compute an Involutive Basis  $H'$  for  $G'$  with respect to  $I$  and the monomial ordering  $O'$  (use Algorithm 12);

$H = \emptyset$ ;

**for each**  $h' \in H'$  **do**

Let  $\sum_{i=1}^j \ell_i g'_i r_i$  be the logged representation of  $h'$  with respect to  $G'$  (where  $g'_i \in G'$  and the  $\ell_i$  and the  $r_i$  are terms), obtained either through computing a Logged Involutive Basis above or by involutively dividing  $h'$  with respect to  $G'$ ;

$H = H \cup \{\sum_{i=1}^j \ell_i g_i r_i\}$ , where  $\text{in}_\theta(g_i) = g'_i$ ;

**end for**

**return**  $H$ ;

---

Termination of Algorithm 20 depends on the termination of Algorithm 12 as used (in Algorithm 20) to compute a noncommutative Involutive Basis for the set  $G'$ . The correctness of Algorithm 20 is provided by the following two propositions.

**Proposition 6.2.18**  $G'$  is always an Involutive Basis for the ideal  $\text{in}_\theta(J)$  with respect to  $I$  and the monomial ordering  $O$ .

**Proof:** Let  $p := ugv$  be an arbitrary multiple of a polynomial  $g \in G$  by terms  $u$  and  $v$ . Because  $G$  is an Involutive Basis for  $J$  with respect to  $I$  and  $O$ ,  $p$  will involutively reduce to zero using  $G$  by the series of involutive reductions

$$p \xrightarrow{I, g_{i_1}} p_1 \xrightarrow{I, g_{i_2}} p_2 \xrightarrow{I, g_{i_3}} \cdots \xrightarrow{I, g_{i_\alpha}} 0,$$

where  $g_{i_j} \in G$  for all  $1 \leq j \leq \alpha$ .

**Claim:** The polynomial  $q := u\text{in}_\theta(g)v$  will involutively reduce to zero using  $G'$  (and hence  $G'$  is an Involutive Basis for  $\text{in}_\theta(J)$  with respect to  $I$  and  $O$  by Definition 5.2.7) by the series of involutive reductions

$$q \xrightarrow{I, \text{in}_\theta(g_{i_1})} q_1 \xrightarrow{I, \text{in}_\theta(g_{i_2})} q_2 \xrightarrow{I, \text{in}_\theta(g_{i_3})} \cdots \xrightarrow{I, \text{in}_\theta(g_{i_\beta})} 0,$$

where  $1 \leq \beta \leq \alpha$ .

**Proof of Claim:** Because  $\theta$  is extendible, it is clear that  $q = \text{in}_\theta(p)$ . Further, because  $\theta$  is compatible with  $O$  (by definition), the multiplicative variables of  $G$  and  $G'$  with respect to  $I$  will be identical, and so it follows that because the polynomial  $g_{i_1} \in G$  was used to involutively reduce  $p$  to give the polynomial  $p_1$ , then the polynomial  $\text{in}_\theta(g_{i_1}) \in G'$  can be used to involutively reduce  $q$  to give the polynomial  $q_1$ .

If  $\theta(\text{LM}(p_1)) < \theta(\text{LM}(p))$ , then because  $\theta$  is extendible it is clear that  $q_1 = 0$ , and so the proof is complete. Otherwise, we must have  $q_1 = \text{in}_\theta(p_1)$ , and so (again) by the compatibility of  $\theta$  with  $O$ , we can use the polynomial  $\text{in}_\theta(g_{i_2}) \in G'$  to involutively reduce  $q_1$  to give the polynomial  $q_2$ . We now proceed by induction (if  $\theta(\text{LM}(p_2)) < \theta(\text{LM}(p_1))$  then  $q_2 = 0, \dots$ ), noting that the process will terminate because  $\text{in}_\theta(p_\alpha = 0) = 0$ .  $\square$

**Proposition 6.2.19** The set  $H$  constructed by the **for** loop of Algorithm 20 is an Involutive Basis for  $J$  with respect to  $I$  and the monomial ordering  $O'$ .

**Proof:** By Definition 5.2.7, we can show that  $H$  is an Involutive Basis for  $J$  by showing that any multiple  $upv$  of any polynomial  $p \in H$  by any terms  $u$  and  $v$  involutively reduces to zero using  $H$ . Assume for a contradiction that such a multiple does not involutively reduce to zero using  $H$ , and instead only involutively reduces to a polynomial  $q \neq 0$ .

As all members of  $H$  are members of the ideal  $J$  (by the way  $H$  was constructed as combinations of elements of  $G$ ), it is clear that  $q$  is also a member of the ideal  $J$ , as all we have done in constructing  $q$  is to reduce a multiple of a polynomial in  $H$  with respect to  $H$ . It follows that the polynomial  $\text{in}_\theta(q)$  is a member of the ideal  $\text{in}_\theta(J)$ .

Because  $H'$  is an Involutive Basis for the ideal  $\text{in}_\theta(J)$  with respect to  $I$  and  $O'$ , there must be a polynomial  $h' \in H'$  such that  $h' \mid_I \text{in}_\theta(q)$ . Let  $\sum_{i=1}^j \ell_i g'_i r_i$  be the logged representation of  $h'$  with respect to  $G'$ . Then it is clear that

$$\sum_{i=1}^j \ell_i g'_i r_i \mid_I \text{in}_\theta(q).$$

However  $\theta$  is compatible with  $O'$  (in particular the multiplicative variables for  $H'$  and  $H$  with respect to  $I$  and  $O'$  will be identical), so that

$$\sum_{i=1}^j \ell_i g_i r_i \mid_I q.$$

It follows that there exists a polynomial  $h \in H$  involutively dividing our polynomial  $q$ , contradicting our initial assumption.  $\square$

### 6.2.5 A Worked Example

**Example 6.2.20** Let  $F := \{x^2 + y^2 + 8, 2xy + y^2 + 5\}$  be a basis generating an ideal  $J$  over the polynomial ring  $\mathbb{Q}\langle x, y \rangle$ . Consider that we want to obtain the DegRevLex Involutive Basis  $H := \{2xy - x^2 - 3, y^2 + x^2 + 8, 5x^3 + 6y + 35x, 5yx^2 + 3y + 10x, 2yx - x^2 - 3\}$  for  $J$  from the DegLex Involutive Basis  $G := \{2xy + y^2 + 5, x^2 + y^2 + 8, 5y^3 - 10x + 37y, 5xy^2 + 5x - 6y, 2yx + y^2 + 5\}$  for  $J$  using the Involutive Walk, where  $H$  and  $G$  are both Involutive Bases with respect to the left division  $\triangleleft$ . Utilising Algorithm 20 to do this, we initialise  $\theta$  to be the degree function and we proceed as follows.

- Construct the set of initials:

$$G' := \{g'_1, g'_2, g'_3, g'_4, g'_5\} = \{y^2 + 2xy, y^2 + x^2, 5y^3, 5xy^2, y^2 + 2yx\}$$

(these are the terms in  $G$  that have maximal degree).

- Compute the Involutive Basis of  $G'$  with respect to  $\triangleleft$  and the DegRevLex monomial

ordering. Step 1: autoreduce the set  $G'$ .

$$\begin{aligned}
g'_1 &= y^2 + 2xy \\
&\xrightarrow[\triangleleft_{g'_2}]{} y^2 + 2xy - (y^2 + x^2) \\
&= 2xy - x^2 =: g'_6; \\
G' &= (G' \setminus \{g'_1\}) \cup \{g'_6\}; \\
g'_2 &= y^2 + x^2 \\
&\xrightarrow[\triangleleft_{g'_5}]{} y^2 + x^2 - (y^2 + 2yx) \\
&= -2yx + x^2 =: g'_7; \\
G' &= (G' \setminus \{g'_2\}) \cup \{g'_7\}; \\
g'_3 &= 5y^3 \\
&\xrightarrow[\triangleleft_{g'_5}]{} 5y^3 - 5y(y^2 + 2yx) \\
&= -10y^2x \\
&\xrightarrow[\triangleleft_{g'_7}]{} -10y^2x - 5y(-2yx + x^2) \\
&= -5yx^2 =: g'_8; \\
G' &= (G' \setminus \{g'_3\}) \cup \{g'_8\}; \\
g'_4 &= 5xy^2 \\
&\xrightarrow[\triangleleft_{g'_5}]{} 5xy^2 - 5x(y^2 + 2yx) \\
&= -10xyx \\
&\xrightarrow[\triangleleft_{g'_7}]{} -10xyx - 5x(-2yx + x^2) \\
&= -5x^3 =: g'_9; \\
G' &= (G' \setminus \{g'_4\}) \cup \{g'_9\}; \\
g'_5 &= y^2 + 2yx \\
&\xrightarrow[\triangleleft_{g'_7}]{} y^2 + 2yx + (-2yx + x^2) \\
&= y^2 + x^2 =: g'_{10}; \\
G' &= (G' \setminus \{g'_5\}) \cup \{g'_{10}\}.
\end{aligned}$$

Step 2: process the prolongations of the set  $G' = \{g'_6, g'_7, g'_8, g'_9, g'_{10}\}$ . Because all ten of these prolongations involutively reduce to zero using  $G'$ , we are left with the Involutive Basis  $H' := \{h'_1, h'_2, h'_3, h'_4, h'_5\} = \{2xy - x^2, -2yx + x^2, -5yx^2, -5x^3, y^2 +$

$x^2\}$  for  $\text{in}_\theta(J)$  with respect to  $\triangleleft$  and  $O'$ .

- We must now express the five elements of  $H'$  in terms of members of  $G'$ .

$$\begin{aligned}
 h'_1 = 2xy - x^2 &= g'_1 - g'_2 \text{ (from autoreduction);} \\
 h'_2 = -2yx + x^2 &= g'_2 - g'_5; \\
 h'_3 = -5yx^2 &= g'_3 - 5yg'_5 - 5y(g'_2 - g'_5) \\
 &= -5yg'_2 + g'_3; \\
 h'_4 = -5x^3 &= g'_4 - 5xg'_5 - 5x(g'_2 - g'_5) \\
 &= -5xg'_2 + g'_4; \\
 h'_5 = y^2 + x^2 &= g'_5 + (g'_2 - g'_5) \\
 &= g'_2.
 \end{aligned}$$

Lifting to the full polynomials, we obtain the Involutive Basis  $H := \{h_1, h_2, h_3, h_4, h_5\}$  as follows.

$$\begin{aligned}
 h_1 &= g_1 - g_2 \\
 &= (y^2 + 2xy + 5) - (y^2 + x^2 + 8) \\
 &= 2xy - x^2 - 3; \\
 h_2 &= g_2 - g_5 \\
 &= (y^2 + x^2 + 8) - (y^2 + 2yx + 5) \\
 &= -2yx + x^2 + 3; \\
 h_3 &= -5yg_2 + g_3 \\
 &= -5y(y^2 + x^2 + 8) + (5y^3 + 37y - 10x) \\
 &= -5yx^2 - 3y - 10x; \\
 h_4 &= -5xg_2 + g_4 \\
 &= -5x(y^2 + x^2 + 8) + (5xy^2 - 6y + 5x) \\
 &= -5x^3 - 6y - 35x; \\
 h_5 &= g_2 \\
 &= y^2 + x^2 + 8.
 \end{aligned}$$

We can now return the output DegRevLex Involutive Basis  $H = \{2xy - x^2 - 3, -2yx + x^2 + 3, -5yx^2 - 3y - 10x, -5x^3 - 6y - 35x, y^2 + x^2 + 8\}$  for  $J$  with



respect to  $\triangleleft$ , a basis that is equivalent to the DegRevLex Involutive Basis given for  $J$  at the beginning of this example.

### 6.2.6 Noncommutative Walks Between Any Two Monomial Orderings?

Thus far, we have only been able to define a noncommutative walk between two harmonious monomial orderings, where we recall that the first ordering functions of the functional decompositions of the two monomial orderings must be identical and extendible. For walks between two arbitrary monomial orderings, the first ordering functions need not be identical any more, but it is clear that they must still be extendible, so that (in an algorithm to perform such a walk) each basis  $G'$  is a Gröbner Basis for each ideal  $\text{in}_\theta(J)$  (compare with the proofs of Propositions 6.2.15 and 6.2.18). This condition will also apply to any ‘intermediate’ monomial ordering we will encounter during the walk, but the challenge will be in how to define these intermediate orderings, so that we generalise the commutative concept of choosing a weight vector  $\omega_{i+1}$  on the line segment between two weight vectors  $\omega_i$  and  $\tau$ .

**Open Question 4** Is it possible to perform a noncommutative walk between two admissible and extendible monomial orderings that are not harmonious?

# Chapter 7

## Conclusions

### 7.1 Current State of Play

The goal of this thesis was to combine the theories of noncommutative Gröbner Bases and commutative Involutive Bases to give a theory of noncommutative Involutive Bases. To accomplish this, we started by surveying the background theory in Chapters 1 to 4, focusing our account on the various algorithms associated with the theory. In particular, we mentioned several improvements to the standard algorithms, including how to compute commutative Involutive Bases by homogeneous methods, which required the introduction of a new property (extendibility) of commutative involutive divisions.

The theory of noncommutative Involutive Bases was introduced in Chapter 5, where we described how to perform noncommutative involutive reduction (Definition 5.1.1 and Algorithm 10); introduced the notion of a noncommutative involutive division (Definition 5.1.6); described what is meant by a noncommutative Involutive Basis (Definition 5.2.7); and gave an algorithm to compute noncommutative Involutive Bases (Algorithm 12). Several noncommutative involutive divisions were also defined, each of which was shown to satisfy certain properties (such as continuity) allowing the deductions that all Locally Involutive Bases are Involutive Bases; and that all Involutive Bases are Gröbner Bases.

To finish, we partially generalised the theory of the Gröbner Walk to the noncommutative case in Chapter 6, yielding both Gröbner and Involutive Walks between harmonious noncommutative monomial orderings.

## 7.2 Future Directions

As well as answering a few questions, the work in this thesis gives rise to a number of new questions we would like the answers to. Some of these questions have already been posed as ‘Open Questions’ in previous chapters; we summarise below the content of these questions.

- Regarding the procedure outlined in Definition 4.5.1 for computing an Involutive Basis for a non-homogeneous basis by homogeneous methods, if the set  $G$  returned by the procedure is not autoreduced, under what circumstances does autoreducing  $G$  result in obtaining a set that is an Involutive Basis for the ideal generated by the input basis  $F$ ?
- Apart from the empty, left and right divisions, are there any other global noncommutative involutive divisions of the following types:
  - (a) strong and continuous;
  - (b) weak, continuous and Gröbner?
- Are there any conclusive noncommutative involutive divisions that are also continuous and either strong or Gröbner?
- Is it possible to perform a noncommutative walk between two admissible and extendible monomial orderings that are not harmonious?

In addition to seeking answers to the above questions, there are a number of other directions we could take. One area to explore would be the development of the algorithms introduced in this thesis. For example, can the improvements made to the involutive algorithms in the commutative case, such as the *a priori* detection of prolongations that involutively reduce to zero (see [23]), be applied to the noncommutative case? Also, can we develop multiple-object versions of our algorithms, so that (for example) noncommutative Involutive Bases for path algebras can be computed?

Implementations of any new or improved algorithms would clearly build upon the code presented in Appendix B. We could also expand this code by implementing logged versions of our algorithms; implementing efficient methods for performing involutive reduction (as seen for example in Section 5.8.1); and implementing the algorithms from Chapter 6

for performing noncommutative walks. These improved algorithms and implementations could then be used (perhaps) to help judge the relative efficiency and complexity of the involutive methods versus the Gröbner methods.

### **Applications**

As every noncommutative Involutive Basis is a noncommutative Gröbner Basis (at least for the involutive divisions defined in this thesis), applications for noncommutative Involutive Bases will mirror those for noncommutative Gröbner Bases. Some areas in which noncommutative Gröbner Bases have already been used include operator theory; systems engineering and linear control theory [32]. Other areas in noncommutative algebra which could also benefit from the theory introduced in this thesis include term rewriting; Petri nets; linear logic; quantum groups and coherence problems.

Further applications may come if we can extend our algorithms to the multiple-object case. It would be interesting (for example) to compare a multiple-object algorithm to a (standard) one-object algorithm in cases where an Involutive Basis for a multiple-object example can be computed using the one-object algorithm by adding some extra relations. This would tie in nicely with the existing comparison between the commutative and noncommutative versions of the Gröbner Basis algorithm, where it has been noticed that although commutative examples can be computed using the noncommutative algorithm, taking this route may in fact be less efficient than when using the commutative algorithm to do the same computation.

# Appendix A

## Proof of Propositions 5.5.31 and 5.5.32

### A.1 Proposition 5.5.31

(**Proposition 5.5.31**) The two-sided left overlap division  $\mathcal{W}$  is continuous.

**Proof:** Let  $w$  be an arbitrary fixed monomial; let  $U$  be any set of monomials; and consider any sequence  $(u_1, u_2, \dots, u_k)$  of monomials from  $U$  ( $u_i \in U$  for all  $1 \leq i \leq k$ ), each of which is a conventional divisor of  $w$  (so that  $w = \ell_i u_i r_i$  for all  $1 \leq i \leq k$ , where the  $\ell_i$  and the  $r_i$  are monomials). For all  $1 \leq i < k$ , suppose that the monomial  $u_{i+1}$  satisfies exactly one of the conditions (a) and (b) from Definition 5.4.2 (where multiplicative variables are taken with respect to  $\mathcal{W}$  over the set  $U$ ). To show that  $\mathcal{W}$  is continuous, we must show that no two pairs  $(\ell_i, r_i)$  and  $(\ell_j, r_j)$  are the same, where  $i \neq j$ .

Assume to the contrary that there are at least two identical pairs in the sequence

$$((\ell_1, r_1), (\ell_2, r_2), \dots, (\ell_k, r_k)),$$

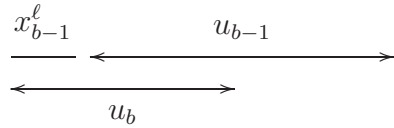
so that we can choose two separate pairs  $(\ell_a, r_a)$  and  $(\ell_b, r_b)$  from this sequence such that  $(\ell_a, r_a) = (\ell_b, r_b)$  and all the pairs  $(\ell_c, r_c)$  (for  $a \leq c < b$ ) are different. We will now show that such a sequence  $((\ell_a, r_a), \dots, (\ell_b, r_b))$  cannot exist.

To begin with, notice that for each monomial  $u_{i+1}$  in the sequence  $(u_1, \dots, u_k)$  of mono-

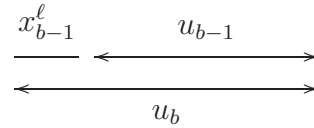
mials ( $1 \leq i < k$ ), if  $u_{i+1}$  involutively divides a left prolongation of the monomial  $u_i$  (so that  $u_{i+1} \mid_{\mathcal{W}} (\text{Suffix}(\ell_i, 1))u_i$ ), then  $u_{i+1}$  must be a prefix of this prolongation; if  $u_{i+1}$  involutively divides a right prolongation of the monomial  $u_i$  (so that  $u_{i+1} \mid_{\mathcal{W}} u_i(\text{Prefix}(r_i, 1))$ ), then  $u_{i+1}$  must be a suffix of this prolongation. This is because in all other cases,  $u_{i+1}$  is either equal to  $u_i$ , in which case  $u_{i+1}$  cannot involutively divide the (left or right) prolongation of  $u_i$  trivially; or  $u_{i+1}$  is a subword of  $u_i$ , in which case  $u_{i+1}$  cannot involutively divide the (left or right) prolongation of  $u_i$  by definition of  $\mathcal{W}$ .

Following on from the above, we can deduce that  $u_b$  is either a suffix or a prefix of a prolongation of  $u_{b-1}$ , leaving the following four cases, where  $x_{b-1}^\ell = \text{Suffix}(\ell_{b-1}, 1)$  and  $x_{b-1}^r = \text{Prefix}(r_{b-1}, 1)$ .

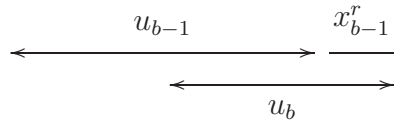
Case A ( $\deg(u_{b-1}) \geq \deg(u_b)$ )



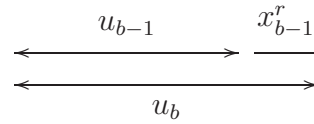
Case B ( $\deg(u_{b-1}) + 1 = \deg(u_b)$ )



Case C ( $\deg(u_{b-1}) \geq \deg(u_b)$ )




Case D ( $\deg(u_{b-1}) + 1 = \deg(u_b)$ )

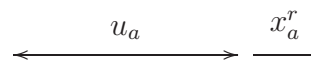


These four cases can all originate from one of the following two cases (starting with a left prolongation or a right prolongation), where  $x_a^\ell = \text{Suffix}(\ell_a, 1)$  and  $x_a^r = \text{Prefix}(r_a, 1)$ .

Case 1



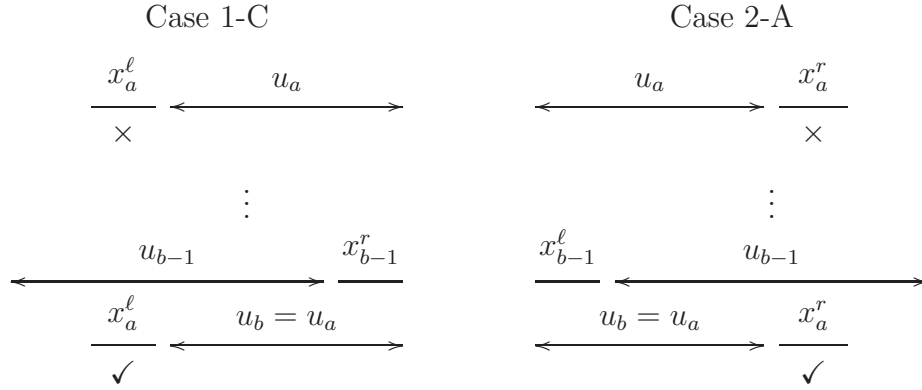
Case 2



So there are eight cases to deal with in total, namely cases 1-A, 1-B, 1-C, 1-D, 2-A, 2-B, 2-C and 2-D.

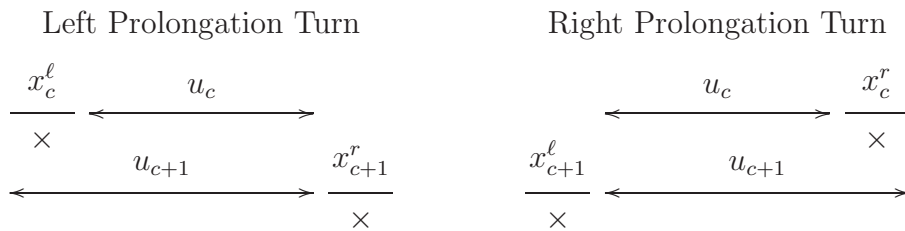
We can immediately rule out cases 1-C and 2-A because we can show that a particular variable is both multiplicative and nonmultiplicative for monomial  $u_a = u_b$  with respect to  $U$ , a contradiction. In case 1-C, the variable is  $x_a^\ell$ : it has to be left nonmultiplicative to provide a left prolongation for  $u_a$ , and left multiplicative so that  $u_b$  is an involutive divisor of the right prolongation of  $u_{b-1}$ ; in case 2-A, the variable is  $x_a^r$ : it has to be right nonmultiplicative to provide a right prolongation for  $u_a$ , and right multiplicative

so that  $u_b$  is an involutive divisor of the left prolongation of  $u_{b-1}$ . We illustrate this in the following diagrams by using a tick to denote a multiplicative variable and a cross to denote a nonmultiplicative variable.



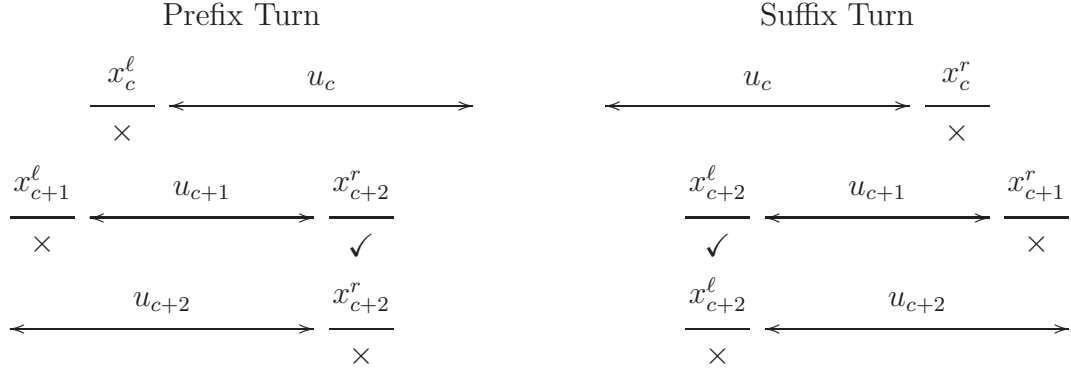
For all the remaining cases, let us now consider how we may construct a sequence  $((\ell_a, r_a), \dots, (\ell_b, r_b) = (\ell_a, r_a))$ . Because we know that each  $u_{c+1}$  is a prefix (or suffix) of a left (or right) prolongation of  $u_c$  (where  $a \leq c < b$ ), it is clear that at some stage during the sequence, some  $u_{c+1}$  must be a proper suffix (or prefix) of a prolongation, or else the degrees of the monomials in the sequence  $(u_a, \dots)$  will strictly increase, meaning that we can never encounter the same  $(\ell, r)$  pair twice. Further, the direction in which prolongations are taken must change some time during the sequence, or else the degrees of the monomials in one of the sequences  $(\ell_a, \dots)$  and  $(r_a, \dots)$  will strictly decrease, again meaning that we can never encounter the same  $(\ell, r)$  pair twice.

A change in direction can only occur if  $u_{c+1}$  is equal to a prolongation of  $u_c$ , as illustrated below.



However, if no proper prefixes or suffixes are taken during the sequence, it is clear that making left or right prolongation turns will not affect the fact that the degrees of the monomials in the sequence  $(u_a, \dots)$  will strictly increase, once again meaning that we can never encounter the same  $(\ell, r)$  pair twice. It follows that our only course of action is to

make a (left or right) prolongation turn after a proper prefix or a suffix of a prolongation has been taken. We shall call such prolongation turns *prefix* or *suffix turns*.



**Claim:** It is impossible to perform a prefix turn when  $\mathcal{W}$  has been used to assign multiplicative variables.

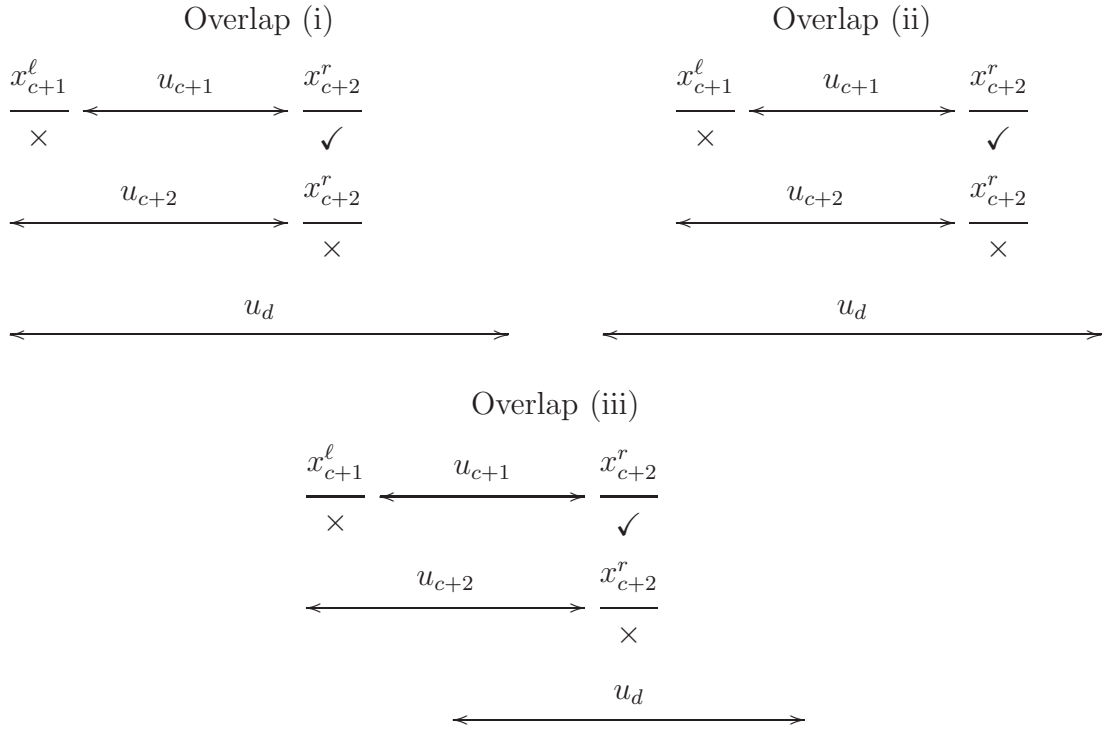
**Proof of Claim:** It is sufficient to show that  $\mathcal{W}$  cannot assign multiplicative variables to  $U$  as follows:

$$x_c^\ell \notin \mathcal{M}_{\mathcal{W}}^L(u_c, U); x_{c+2}^r \in \mathcal{M}_{\mathcal{W}}^R(u_{c+1}, U); x_{c+2}^r \notin \mathcal{M}_{\mathcal{W}}^R(u_{c+2}, U). \quad (\text{A.1})$$

Consider how Algorithm 16 can assign the variable  $x_{c+2}^r$  to be right nonmultiplicative for monomial  $u_{c+2}$ . As things are set up in the digram for the prefix turn, the only possibility is that it is assigned due to the shown overlap between  $u_c$  and  $u_{c+2}$ . But this assumes that these two monomials actually overlap (which won't be the case if  $\deg(u_{c+1}) = 1$ ); that  $u_c$  is greater than or equal to  $u_{c+2}$  with respect to the DegRevLex monomial ordering (so any overlap assigns a nonmultiplicative variable to  $u_{c+2}$ , not to  $u_c$ ); and that, by the time we come to consider the prefix overlap between  $u_c$  and  $u_{c+2}$  in Algorithm 16, the variable  $x_c^\ell$  must be left multiplicative for monomial  $u_c$ . But this final condition ensures that Algorithm 16 will terminate with  $x_c^\ell$  being left multiplicative for  $u_c$ , contradicting Equation (A.1). We therefore conclude that the variable  $x_{c+2}^r$  must be assigned right nonmultiplicative for monomial  $u_{c+2}$  via some other overlap.

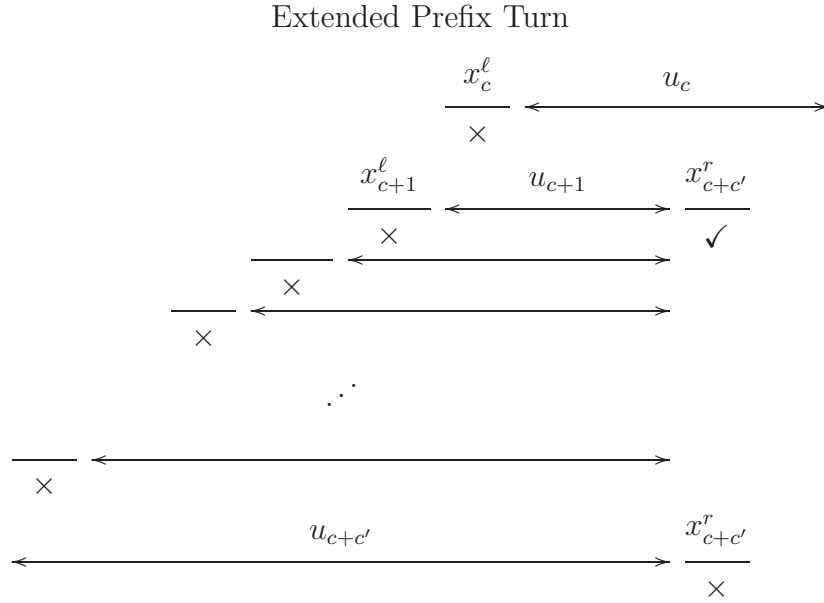
There are three possibilities for this overlap: (i) there exists a monomial  $u_d \in U$  such that  $u_{c+2}$  is a prefix of  $u_d$ ; (ii) there exists a monomial  $u_d \in U$  such that  $u_{c+2}$  is a subword of  $u_d$ ; and (iii) there exists a monomial  $u_d \in U$  such that some prefix of  $u_d$  is equal to some suffix of  $u_{c+2}$ .





In cases (i) and (ii), the overlap shown between  $u_{c+1}$  and  $u_d$  ensures that Algorithm 16 will always assign  $x_{c+2}^r$  to be right nonmultiplicative for monomial  $u_{c+1}$ , contradicting Equation (A.1). This leaves case (iii), which we break down into two further subcases, dependent upon whether  $u_{c+1}$  is a prefix of  $u_d$  or not. If  $u_{c+1}$  is a prefix of  $u_d$ , then Algorithm 16 will again assign  $x_{c+2}^r$  to be right nonmultiplicative for  $u_{c+1}$ , contradicting Equation (A.1). Otherwise, assuming that the shown overlap between  $u_{c+2}$  and  $u_d$  assigns  $x_{c+2}^r$  to be right nonmultiplicative for  $u_{c+2}$  (so that the variable immediately to the left of monomial  $u_d$  must be left multiplicative), we must again come to the conclusion that variable  $x_{c+2}^r$  is right nonmultiplicative for  $u_{c+1}$  (due to the overlap between  $u_{c+1}$  and  $u_d$ ), once again contradicting Equation (A.1).

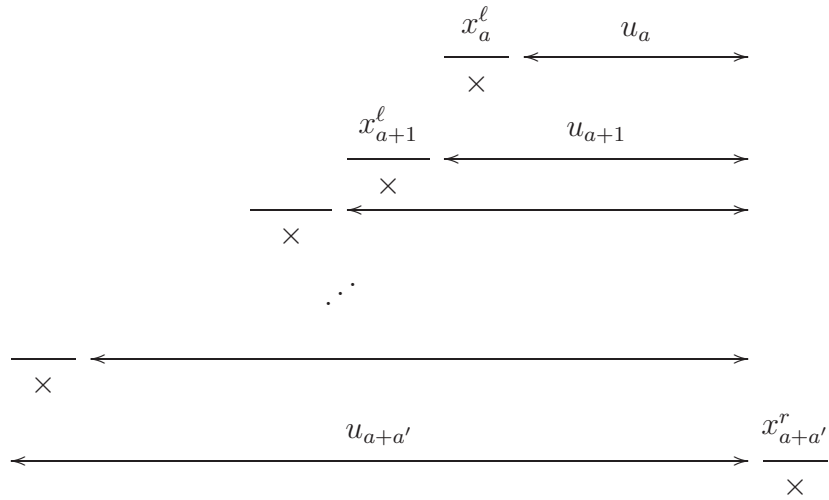
*Technical Point:* It is possible that several left prolongations may occur between the monomials  $u_{c+1}$  and  $u_{c+2}$  shown in the diagram for the prefix turn, but, as long as no proper prefixes are taken during this sequence (in which case we potentially start another prefix turn), we can apply the same proof as above (replacing  $c + 2$  by  $c + c'$ ) to show that we cannot perform an *extended* prefix turn (as shown below) with respect to  $\mathcal{W}$ .



□

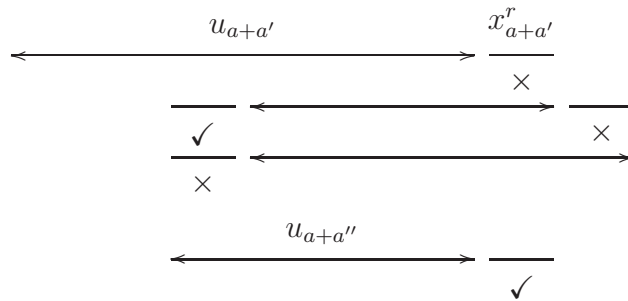
Having ruled out prefix turns, we can now eliminate cases 1-D, 2-C and 2-D because they require (i) a proper prefix to be taken during the sequence (allowing  $\deg(r_{b-1}) = \deg(r_b) + 1$ ); and (ii) the final prolongation to be a right prolongation, ensuring that a turn has to follow the proper prefix, and so an (extended) prefix turn is required.

For Cases 1-A and 1-B, we start by taking a left prolongation, which means that somewhere during the sequence a proper suffix must be taken. To do this, it follows that we must change the direction that prolongations are taken. Knowing that prefix turns are ruled out, we must therefore turn by using a left prolongation turn, which will happen after a finite number  $a' \geq 1$  of left prolongations.



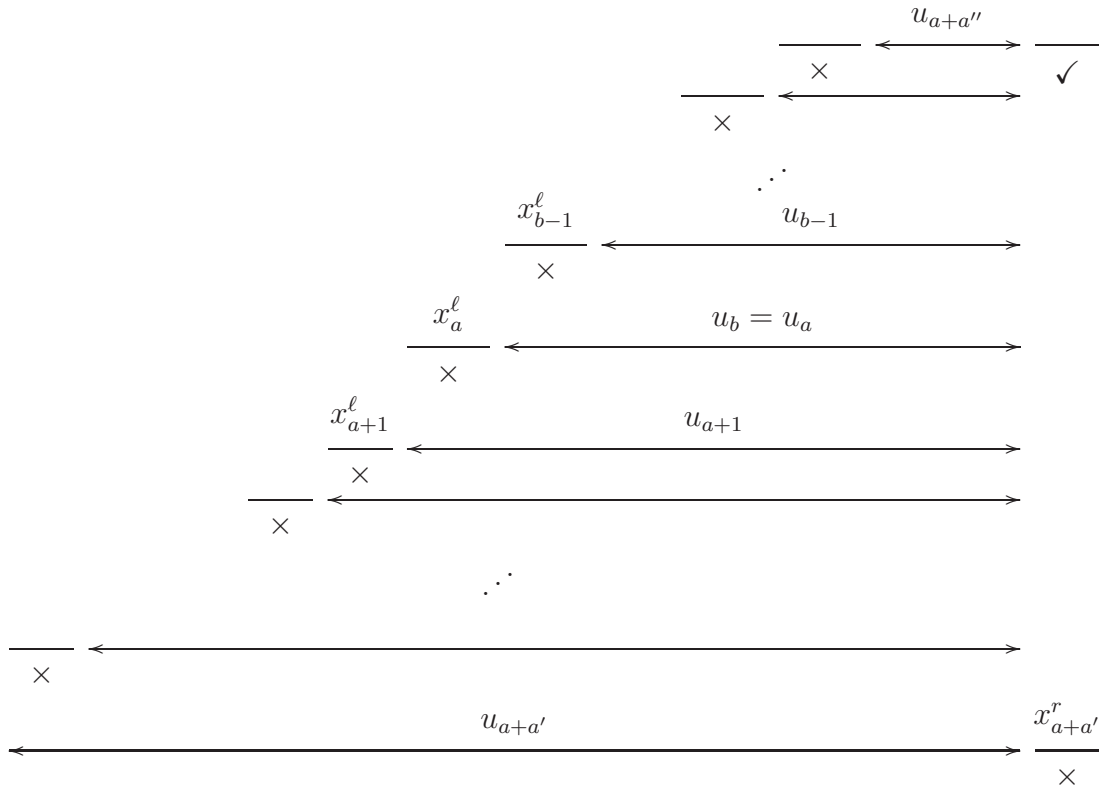
Considering how Algorithm 16 assigns the variable  $x_{a+a'}^r$  to be right nonmultiplicative for monomial  $u_{a+a'}$ , there are three possibilities: (i) there exists a monomial  $u_d \in U$  such that  $u_{a+a'}$  is a prefix of  $u_d$ ; (ii) there exists a monomial  $u_d \in U$  such that  $u_{a+a'}$  is a subword of  $u_d$ ; and (iii) there exists a monomial  $u_d \in U$  such that some prefix of  $u_d$  is equal to some suffix of  $u_{a+a'}$ . In each of these cases, there will be an overlap between  $u_a$  and  $u_d$  that will ensure that Algorithm 16 also assigns the variable  $x_{a+a'}^r$  to be right nonmultiplicative for monomial  $u_a$ . This rules out Case 1-A, as variable  $x_{a+a'}^r$  must be right multiplicative for monomial  $u_b = u_a$  in order to perform the final step of Case 1-A.

For Case 1-B, we must now make an (extended) suffix turn as we need to finish the sequence prolongating to the left. But, once we have done this, we must subsequently take a proper prefix in order to ensure that  $u_{b-1}$  is a suffix of  $u_a = u_b$ . Pictorially, here is one way of accomplishing this, where we note that any number of prolongations may occur between any of the shown steps.



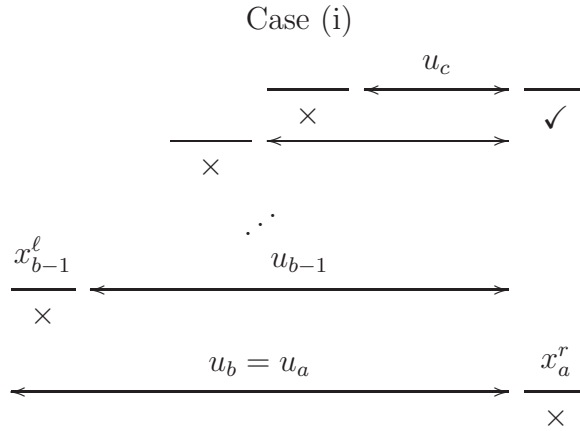
Once we have reached the stage where we are working with a suffix of  $u_a$ , we may continue prolongating to the left until we form the monomial  $u_b = u_a$ , seemingly providing a

counterexample to the proposition (we have managed to construct the same  $(\ell, r)$  pair twice). However, starting with the monomial labelled  $u_{a+a''}$  in the above diagram, if we follow the sequence from  $u_{a+a''}$  via left prolongations to  $u_b = u_a$ , and then continue with the same sequence as we started off with, we notice that by the time we encounter the monomial  $u_{a+a'}$  again, an extended prefix turn has been made, in effect meaning that the first prolongation of  $u_a$  we took right at the start of the sequence was invalid.

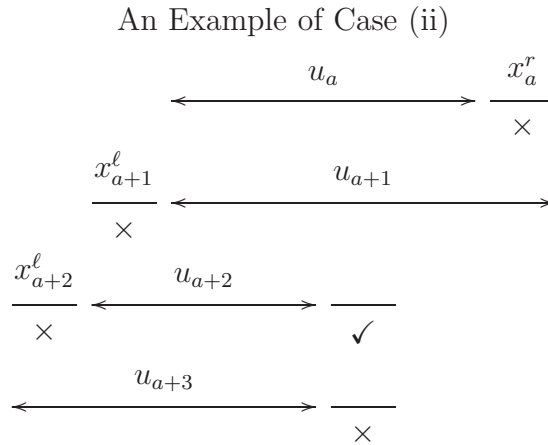


This leaves Case 2-B. Here we start by taking a right prolongation, meaning that somewhere during the sequence a proper prefix must be taken. To do this, it follows that we must change the direction that prolongations are taken. There are two ways of doing this: (i) by using an (extended) suffix turn; (ii) by using a right prolongation turn.

In case (i), after performing the (extended) suffix turn, we need to take a proper prefix so that the next monomial (say  $u_c$ ) in the sequence is a suffix of  $u_a$ ; we then continue by taking left prolongations until we form the monomial  $u_b = u_a$ . This provides an apparent counterexample to the proposition, but as for Case 1-B above, by taking the right prolongation of  $u_a$  the second time around, we perform an extended prefix turn, rendering the *first* right prolongation of  $u_a$  invalid.



In case (ii), after we make a right prolongation turn (which may itself occur after a finite number of right prolongations), we may now take the required proper prefix. But as we are then required to take a proper suffix (in order to ensure that we finish the sequence taking a left prolongation), we need to make a turn. But as this would entail making an (extended) prefix turn, we conclude that case (ii) is also invalid.



As we have now accounted for all eight possible sequences, we can conclude that  $\mathcal{W}$  is continuous. □

## A.2 Proposition 5.5.32

(**Proposition 5.5.32**) The two-sided left overlap division  $\mathcal{W}$  is a Gröbner involutive division.

**Proof:** We are required to show that if Algorithm 12 terminates with  $\mathcal{W}$  and some arbitrary admissible monomial ordering  $O$  as input, then the Locally Involutive Basis  $G$  it returns is a noncommutative Gröbner Basis. By Definition 3.1.8, we can do this by showing that all S-polynomials involving elements of  $G$  conventionally reduce to zero using  $G$ .

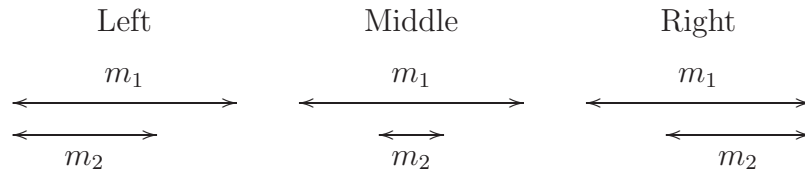
Assume that  $G = \{g_1, \dots, g_p\}$  is sorted (by lead monomial) with respect to the DegRevLex monomial ordering (greatest first), and let  $U = \{u_1, \dots, u_p\} := \{\text{LM}(g_1), \dots, \text{LM}(g_p)\}$  be the set of leading monomials. Let  $T$  be the table obtained by applying Algorithm 16 to  $U$ . Because  $G$  is a Locally Involutive Basis, every zero entry  $T(u_i, x_j^\Gamma)$  ( $\Gamma \in \{L, R\}$ ) in the table corresponds to a prolongation  $g_i x_j$  or  $x_j g_i$  that involutively reduces to zero.

Let  $S$  be the set of S-polynomials involving elements of  $G$ , where the  $t$ -th entry of  $S$  ( $1 \leq t \leq |S|$ ) is the S-polynomial

$$s_t = c_t \ell_t g_i r_t - c'_t \ell'_t g_j r'_t,$$

with  $\ell_t u_i r_t = \ell'_t u_j r'_t$  being the overlap word of the S-polynomial. We will prove that every S-polynomial in  $S$  conventionally reduces to zero using  $G$ .

Recall (from Definition 3.1.2) that each S-polynomial in  $S$  corresponds to a particular type of overlap — ‘prefix’, ‘subword’ or ‘suffix’. For the purposes of this proof, let us now split the subword overlaps into three further types — ‘left’, ‘middle’ and ‘right’, corresponding to the cases where a monomial  $m_2$  is a prefix, proper subword and suffix of a monomial  $m_1$ .



This classification provides us with five cases to deal with in total, which we shall process in the following order: right, middle, left, prefix, suffix.

(1) Consider an arbitrary entry  $s_t \in S$  ( $1 \leq t \leq |S|$ ) corresponding to a right overlap where the monomial  $u_j$  is a suffix of the monomial  $u_i$ . This means that  $s_t = c_t g_i - c'_t \ell'_t g_j$  for some  $g_i, g_j \in G$ , with overlap word  $u_i = \ell'_t u_j$ . Let  $u_i = x_{i_1} \dots x_{i_\alpha}$ ; let  $u_j = x_{j_1} \dots x_{j_\beta}$ ; and let  $D = \alpha - \beta$ .

$$\begin{array}{l} u_i = \\ u_j = \end{array} \quad \begin{array}{ccccccc} \overline{x_{i_1}} & \overline{x_{i_2}} & \text{---} & \overline{x_{i_D}} & \overline{x_{i_{D+1}}} & \overline{x_{i_{D+2}}} & \text{---} & \overline{x_{i_{\alpha-1}}} & \overline{x_{i_\alpha}} \\ & & & & \overline{x_{j_1}} & \overline{x_{j_2}} & \text{---} & \overline{x_{j_{\beta-1}}} & \overline{x_{j_\beta}} \end{array}$$

Because  $u_j$  is a suffix of  $u_i$ , it follows that  $T(u_j, x_{i_D}^L) = 0$ . This gives rise to the prolongation  $x_{i_D} g_j$  of  $g_j$ . But we know that all prolongations involutively reduce to zero ( $G$  is a Locally Involutive Basis), so Algorithm 10 must find a monomial  $u_k = x_{k_1} \dots x_{k_\gamma} \in U$  such that  $u_k$  involutively divides  $x_{i_D} u_j$ . Assuming that  $x_{k_\gamma} = x_{i_\alpha}$ , we can deduce that any candidate for  $u_k$  must be a suffix of  $x_{i_D} u_j$  (otherwise  $T(u_k, x_{i_{\alpha+1}}^R) = 0$  because of the overlap between  $u_i$  and  $u_k$ ). But if  $u_k$  is a suffix of  $x_{i_D} u_j$ , then we must have  $u_k = x_{i_D} u_j$  (otherwise  $T(u_k, x_{i_{\alpha-\gamma}}^L) = 0$  again because of the overlap between  $u_i$  and  $u_k$ ). We have therefore shown that there exists a monomial  $u_k = x_{k_1} \dots x_{k_\gamma} \in U$  such that  $u_k$  is a suffix of  $u_i$  and  $\gamma = \beta + 1$ .

$$\begin{array}{l} u_i = \\ u_j = \\ u_k = \end{array} \quad \begin{array}{ccccccc} \overline{x_{i_1}} & \overline{x_{i_2}} & \text{---} & \overline{x_{i_D}} & \overline{x_{i_{D+1}}} & \overline{x_{i_{D+2}}} & \text{---} & \overline{x_{i_{\alpha-1}}} & \overline{x_{i_\alpha}} \\ & & & & \overline{x_{j_1}} & \overline{x_{j_2}} & \text{---} & \overline{x_{j_{\beta-1}}} & \overline{x_{j_\beta}} \\ & & & \overline{x_{k_1}} & \overline{x_{k_2}} & \overline{x_{k_3}} & \text{---} & \overline{x_{k_{\gamma-1}}} & \overline{x_{k_\gamma}} \end{array}$$

In the case  $D = 1$ , it is clear that  $u_k = u_i$ , and so the first step in the involutive reduction of the prolongation  $x_{i_1} g_j$  of  $g_j$  is to take away the multiple  $(\frac{c_t}{c'_t}) g_i$  of  $g_i$  from  $x_{i_1} g_j$  to leave the polynomial  $x_{i_1} g_j - (\frac{c_t}{c'_t}) g_i = -(\frac{1}{c'_t}) s_t$ . But as we know that all prolongations involutively reduce to zero, we can conclude that the S-polynomial  $s_t$  conventionally reduces to zero.

For the case  $D > 1$ , we can use the monomial  $u_k$  together with Buchberger's Second Criterion to simplify our goal of showing that the S-polynomial  $s_t$  reduces to zero. Notice that the monomial  $u_k$  is a subword of the overlap word  $u_i$  associated to  $s_t$ , and so in order to show that  $s_t$  reduces to zero, all we have to do is to show that the two S-polynomials

$$s_u = c_u g_i - c'_u (x_{i_1} x_{i_2} \dots x_{i_{D-1}}) g_k$$

and

$$s_v = c_v g_k - c'_v x_{i_D} g_j$$

reduce to zero ( $1 \leq u, v \leq |S|$ ). But  $s_v$  is an S-polynomial corresponding to a right overlap of type  $D = 1$  (because  $\gamma - \beta = 1$ ), and so  $s_v$  reduces to zero. It remains to show that the S-polynomial  $s_u$  reduces to zero. But we can do this by using exactly the same argument as above — we can show that there exists a monomial  $u_\pi = x_{\pi_1} \dots x_{\pi_\delta} \in U$  such that  $u_\pi$  is a suffix of  $u_i$  and  $\delta = \gamma + 1$ , and we can deduce that the S-polynomial  $s_u$  reduces to zero (and hence  $s_t$  reduces to 0) if the S-polynomial

$$s_w = c_w g_i - c'_w (x_{i_1} x_{i_2} \dots x_{i_{D-2}}) g_\pi$$

reduces to zero ( $1 \leq w \leq |S|$ ). By induction, there is a sequence  $\{u_{q_D}, u_{q_{D-1}}, \dots, u_{q_2}\}$  of monomials increasing uniformly in degree, so that  $s_t$  reduces to zero if the S-polynomial

$$s_\eta = c_\eta g_i - c'_\eta x_{i_1} g_{q_2}$$

reduces to zero ( $1 \leq \eta \leq |S|$ ).

$$\begin{array}{l} u_i = \\ u_j = \\ u_{q_D} = u_k = \\ u_{q_{D-1}} = u_\pi = \\ \vdots \\ u_{q_2} = \end{array} \begin{array}{cccccccc} \overline{x_{i_1}} & \overline{x_{i_2}} & \dots & \overline{x_{i_{D-1}}} & \overline{x_{i_D}} & \overline{x_{i_{D+1}}} & \overline{x_{i_{D+2}}} & \dots & \overline{x_{i_{\alpha-1}}} & \overline{x_{i_\alpha}} \\ & & & & & \overline{x_{j_1}} & \overline{x_{j_2}} & \dots & \overline{x_{j_{\beta-1}}} & \overline{x_{j_\beta}} \\ & & & & \text{-----} & \text{-----} & \text{-----} & \dots & \text{-----} & \text{-----} \\ & & & & \text{-----} & \text{-----} & \text{-----} & \dots & \text{-----} & \text{-----} \\ & & & & & & & \ddots & & \\ & & & & \text{-----} & \text{-----} & \text{-----} & \dots & \text{-----} & \text{-----} \end{array}$$

But  $s_\eta$  is always an S-polynomial corresponding to a right overlap of type  $D = 1$ , and so  $s_\eta$  reduces to zero — meaning we can conclude that  $s_t$  reduces to zero as well.

**(2)** Consider an arbitrary entry  $s_t \in S$  ( $1 \leq t \leq |S|$ ) corresponding to a middle overlap where the monomial  $u_j$  is a proper subword of the monomial  $u_i$ . This means that  $s_t = c_t g_i - c'_t \ell'_t g_j r'_t$  for some  $g_i, g_j \in G$ , with overlap word  $u_i = \ell'_t u_j r'_t$ . Let  $u_i = x_{i_1} \dots x_{i_\alpha}$ ; let  $u_j = x_{j_1} \dots x_{j_\beta}$ ; and choose  $D$  such that  $x_{i_D} = x_{j_\beta}$ .

$$\begin{array}{l} u_i = \\ u_j = \end{array} \begin{array}{cccccccc} \overline{x_{i_1}} & \dots & \overline{x_{i_{D-\beta}}} & \overline{x_{i_{D-\beta+1}}} & \overline{x_{i_{D-\beta+2}}} & \dots & \overline{x_{i_{D-1}}} & \overline{x_{i_D}} & \overline{x_{i_{D+1}}} & \dots & \overline{x_{i_\alpha}} \\ & & & \overline{x_{j_1}} & \overline{x_{j_2}} & \dots & \overline{x_{j_{\beta-1}}} & \overline{x_{j_\beta}} & & & \end{array}$$

Because  $u_j$  is a proper subword of  $u_i$ , it follows that  $T(u_j, x_{i_{D+1}}^R) = 0$ . This gives rise to





$(\frac{c_v}{c'_v})(x_{j_1} \dots x_{i_{D+1-\gamma}})g_k = -(\frac{1}{c'_v})s_v$ . But as we know that all prolongations involutively reduce to zero, we can conclude that the S-polynomial  $s_v$  conventionally reduces to zero.

For the S-polynomial  $s_u$ , we note that if  $D = \alpha - 1$ , then  $s_u$  corresponds to a right overlap, and so we know from part (1) that  $s_u$  conventionally reduces to zero. Otherwise, we proceed by induction on the S-polynomial  $s_u$  to produce a sequence  $\{u_{q_{D+1}}, u_{q_{D+2}}, \dots, u_{q_\alpha}\}$  of monomials, so that  $s_u$  (and hence  $s_t$ ) reduces to zero if the S-polynomial

$$s_\eta = c_\eta g_i - c'_\eta (x_{i_1} \dots x_{i_{\alpha-\mu}})g_{q_\alpha}$$

reduces to zero ( $1 \leq \eta \leq |S|$ ), where  $\mu = \deg(u_{q_\alpha})$ .

$$\begin{array}{l} u_i = \\ u_j = \\ u_{q_{D+1}} = u_k = \\ u_{q_{D+2}} = \\ \vdots \\ u_{q_\alpha} = \end{array} \begin{array}{c} \overline{x_{i_1}} \quad \text{---} \quad \overline{x_{i_{D-\beta}}} \overline{x_{i_{D-\beta+1}}} \quad \text{---} \quad \overline{x_{i_D}} \quad \overline{x_{i_{D+1}}} \quad \overline{x_{i_{D+2}}} \quad \text{---} \quad \overline{x_{i_{\alpha-1}}} \quad \overline{x_{i_\alpha}} \\ \overline{x_{j_1}} \quad \text{---} \quad \overline{x_{j_\beta}} \\ \text{~~~~~} \overline{x_{k_\gamma}} \\ \text{~~~~~} \text{~~~~~} \\ \text{~~~~~} \text{~~~~~} \\ \text{~~~~~} \text{~~~~~} \end{array}$$

But  $s_\eta$  always corresponds to a right overlap, and so  $s_\eta$  reduces to zero — meaning we can conclude that  $s_t$  reduces to zero as well.

**(3)** Consider an arbitrary entry  $s_t \in S$  ( $1 \leq t \leq |S|$ ) corresponding to a left overlap where the monomial  $u_j$  is a prefix of the monomial  $u_i$ . This means that  $s_t = c_t g_i - c'_t g_j r'_t$  for some  $g_i, g_j \in G$ , with overlap word  $u_i = u_j r'_t$ . Let  $u_i = x_{i_1} \dots x_{i_\alpha}$  and let  $u_j = x_{j_1} \dots x_{j_\beta}$ .

$$\begin{array}{l} u_i = \\ u_j = \end{array} \begin{array}{c} \overline{x_{i_1}} \quad \overline{x_{i_2}} \quad \text{---} \quad \overline{x_{i_{\beta-1}}} \quad \overline{x_{i_\beta}} \quad \overline{x_{i_{\beta+1}}} \quad \text{---} \quad \overline{x_{i_{\alpha-1}}} \quad \overline{x_{i_\alpha}} \\ \overline{x_{j_1}} \quad \overline{x_{j_2}} \quad \text{---} \quad \overline{x_{j_{\beta-1}}} \quad \overline{x_{j_\beta}} \end{array}$$

Because  $u_j$  is a prefix of  $u_i$ , it follows that  $T(u_j, x_{i_{\beta+1}}^R) = 0$ . This gives rise to the prolongation  $g_j x_{i_{\beta+1}}$  of  $g_j$ . But we know that all prolongations involutively reduce to zero, so there must exist a monomial  $u_k = x_{k_1} \dots x_{k_\gamma} \in U$  such that  $u_k$  involutively divides  $u_j x_{i_{\beta+1}}$ . Assuming that  $x_{k_\gamma} = x_{i_\alpha}$ , any candidate for  $u_k$  must be a suffix of  $u_j x_{i_{\beta+1}}$



(4 and 5) In Definition 3.1.2, we defined a prefix overlap to be an overlap where, given two monomials  $m_1$  and  $m_2$  such that  $\deg(m_1) \geq \deg(m_2)$ , a prefix of  $m_1$  is equal to a suffix of  $m_2$ ; suffix overlaps were defined similarly. If we drop the condition on the degrees of the monomials, it is clear that every suffix overlap can be treated as a prefix overlap (by swapping the roles of  $m_1$  and  $m_2$ ); this allows us to deal with the case of a prefix overlap only.

Consider an arbitrary entry  $s_t \in S$  ( $1 \leq t \leq |S|$ ) corresponding to a prefix overlap where a prefix of the monomial  $u_i$  is equal to a suffix of the monomial  $u_j$ . This means that  $s_t = c_t \ell_t g_i - c'_t g_j r'_t$  for some  $g_i, g_j \in G$ , with overlap word  $\ell_t u_i = u_j r'_t$ . Let  $u_i = x_{i_1} \dots x_{i_\alpha}$ ; let  $u_j = x_{j_1} \dots x_{j_\beta}$ ; and choose  $D$  such that  $x_{i_D} = x_{j_\beta}$ .

$$\begin{array}{l} u_i = \quad \quad \quad \overline{x_{i_1}} \quad \text{---} \quad \overline{x_{i_D}} \quad \overline{x_{i_{D+1}}} \quad \text{---} \quad \overline{x_{i_{\alpha-1}}} \quad \overline{x_{i_\alpha}} \\ u_j = \quad \quad \overline{x_{j_1}} \quad \text{---} \quad \overline{x_{j_{\beta-D}}} \quad \overline{x_{j_{\beta-D+1}}} \quad \text{---} \quad \overline{x_{j_\beta}} \end{array}$$

By definition of  $\mathcal{W}$ , at least one of  $T(u_i, x_{j_{\beta-D}}^L)$  and  $T(u_j, x_{i_{D+1}}^R)$  is equal to zero.

- Case  $T(u_j, x_{i_{D+1}}^R) = 0$ .

Because we know that the prolongation  $g_j x_{i_{D+1}}$  involutively reduces to zero, there must exist a monomial  $u_k = x_{k_1} \dots x_{k_\gamma} \in U$  such that  $u_k$  involutively divides  $u_j x_{i_{D+1}}$ . This  $u_k$  must be a suffix of  $u_j x_{i_{D+1}}$  (otherwise, assuming that  $x_{k_\gamma} = x_{j_\kappa}$ , we have  $T(u_k, x_{i_{D+1}}^R) = 0$  if  $\gamma = \beta$  (because of the overlap between  $u_i$  and  $u_k$ );  $T(u_k, x_{j_{\beta-\gamma}}^L) = 0$  if  $\gamma < \beta$  and  $\kappa = \beta$  (because of the overlap between  $u_j$  and  $u_k$ ); and  $T(u_k, x_{j_{\kappa+1}}^R) = 0$  if  $\gamma < \beta$  and  $\kappa < \beta$  (again because of the overlap between  $u_j$  and  $u_k$ )).

$$\begin{array}{l} u_i = \quad \quad \quad \overline{x_{i_1}} \quad \text{---} \quad \overline{x_{i_D}} \quad \overline{x_{i_{D+1}}} \quad \text{---} \quad \overline{x_{i_{\alpha-1}}} \quad \overline{x_{i_\alpha}} \\ u_j = \quad \quad \overline{x_{j_1}} \quad \text{---} \quad \overline{x_{j_{\beta-D}}} \quad \overline{x_{j_{\beta-D+1}}} \quad \text{---} \quad \overline{x_{j_\beta}} \\ u_k = \quad \quad \underbrace{\hspace{15em}}_{\text{wavy line}} \quad \overline{x_{k_\gamma}} \end{array}$$

Let us now use the monomial  $u_k$  together with Buchberger’s Second Criterion to simplify our goal of showing that the S-polynomial  $s_t$  reduces to zero. Because  $u_k$  is a subword of the overlap word  $\ell_t u_i$  associated to  $s_t$ , in order to show that  $s_t$  reduces to zero, all we have to do is to show that the two S-polynomials

$$s_u = \begin{cases} c_u(x_{k_1} \dots x_{j_{\beta-D}})g_i - c'_u g_k(x_{i_{D+2}} \dots x_{i_\alpha}) & \text{if } \gamma > D + 1 \\ c_u g_i - c'_u \ell'_u g_k(x_{i_{D+2}} \dots x_{i_\alpha}) & \text{if } \gamma \leq D + 1 \end{cases}$$

and

$$s_v = c_v g_j x_{i_{D+1}} - c'_v (x_{j_1} \dots x_{j_{\beta+1-\gamma}}) g_k$$

reduce to zero ( $1 \leq u, v \leq |S|$ ).

The S-polynomial  $s_v$  reduces to zero by comparison with part (2). For the S-polynomial  $s_u$ , first note that if  $\alpha = D + 1$ , then either  $u_k$  is a suffix of  $u_i$ ,  $u_i$  is a suffix of  $u_k$ , or  $u_k = u_i$ ; it follows that  $s_u$  reduces to zero trivially if  $u_k = u_i$ , and  $s_u$  reduces to zero by part (1) in the other two cases.

If however  $\alpha \neq D + 1$ , then either  $s_u$  is a middle overlap (if  $\gamma < D + 1$ ), a left overlap (if  $\gamma = D + 1$ ), or another prefix overlap. The first two cases can be handled by parts (2) and (3) respectively; the final case is handled by induction, where we note that after each step of the induction, the value  $\alpha + \beta - 2D$  strictly decreases (regardless of which case  $T(u_j, x_{i_{D+1}}^R) = 0$  or  $T(u_i, x_{j_{\beta-D}}^L) = 0$  applies), so we are guaranteed at some stage to find an overlap that is not a prefix overlap, enabling us to verify that the S-polynomial  $s_t$  conventionally reduces to zero.

- Case  $T(u_i, x_{j_{\beta-D}}^L) = 0$ .

Because we know that the prolongation  $x_{j_{\beta-D}} g_i$  involutively reduces to zero, there must exist a monomial  $u_k = x_{k_1} \dots x_{k_\gamma} \in U$  such that  $u_k$  involutively divides  $x_{j_{\beta-D}} u_i$ . This  $u_k$  must be a prefix of  $x_{j_{\beta-D}} u_i$  (otherwise, assuming that  $x_{k_\gamma} = x_{i_\kappa}$ , we have  $T(u_k, x_{j_{\beta-D}}^L) = 0$  if  $\gamma = \alpha$  (because of the overlap between  $u_j$  and  $u_k$ );  $T(u_k, x_{i_{\kappa-\gamma}}^L) = 0$  if  $\gamma < \alpha$  and  $\kappa = \alpha$  (because of the overlap between  $u_i$  and  $u_k$ ); and  $T(u_k, x_{i_{\kappa+1}}^R) = 0$  if  $\gamma < \alpha$  and  $\kappa < \alpha$  (again because of the overlap between  $u_i$  and  $u_k$ )).

$$\begin{array}{l}
 u_i = \quad \quad \quad \overline{x_{i_1}} \quad \text{---} \quad \overline{x_{i_D}} \quad \overline{x_{i_{D+1}}} \quad \text{---} \quad \overline{x_{i_{\alpha-1}}} \quad \overline{x_{i_\alpha}} \\
 u_j = \quad \quad \quad \overline{x_{j_1}} \quad \text{---} \quad \overline{x_{j_{\beta-D}}} \quad \overline{x_{j_{\beta-D+1}}} \quad \text{---} \quad \overline{x_{j_\beta}} \\
 u_k = \quad \quad \quad \overline{x_{k_1}} \quad \underbrace{\hspace{15em}}
 \end{array}$$

Let us now use the monomial  $u_k$  together with Buchberger's Second Criterion to simplify our goal of showing that the S-polynomial  $s_t$  reduces to zero. Because  $u_k$  is a subword of the overlap word  $\ell_t u_i$  associated to  $s_t$ , in order to show that  $s_t$  reduces to zero, all we have to do is to show that the two S-polynomials

$$s_u = c_u x_{k_1} g_i - c'_u g_k (x_{i_\gamma} \dots x_{i_\alpha})$$

and

$$s_v = \begin{cases} c_v g_j(x_{i_{D+1}} \dots x_{k_\gamma}) - c'_v(x_{j_1} \dots x_{j_{\beta-D-1}}) g_k & \text{if } \gamma > D + 1 \\ c_v g_j - c'_v(x_{j_1} \dots x_{j_{\beta-D-1}}) g_k r'_v & \text{if } \gamma \leq D + 1 \end{cases}$$

reduce to zero ( $1 \leq u, v \leq |S|$ ).

The S-polynomial  $s_u$  reduces to zero by comparison with part (2). For the S-polynomial  $s_v$ , first note that if  $\beta - D = 1$ , then either  $u_k$  is a prefix of  $u_j$ ,  $u_j$  is a prefix of  $u_k$ , or  $u_k = u_j$ ; it follows that  $s_v$  reduces to zero trivially if  $u_k = u_j$ , and  $s_v$  reduces to zero by part (3) in the other two cases.

If however  $\beta - D \neq 1$ , then either  $s_v$  is a middle overlap (if  $\gamma < D + 1$ ), a right overlap (if  $\gamma = D + 1$ ), or another prefix overlap. The first two cases can be handled by parts (2) and (1) respectively; the final case is handled by induction, where we note that after each step of the induction, the value  $\alpha + \beta - 2D$  strictly decreases (regardless of which case  $T(u_j, x_{i_{D+1}}^R) = 0$  or  $T(u_i, x_{j_{\beta-D}}^L) = 0$  applies), so we are guaranteed at some stage to find an overlap that is not a prefix overlap, enabling us to verify that the S-polynomial  $s_t$  conventionally reduces to zero.

□

# Appendix B

## Source Code

In this Appendix, we will present ANSI C source code for an initial implementation of the noncommutative Involutive Basis algorithm (Algorithm 12), together with an introduction to `AlgLib`, a set of ANSI C libraries providing data types and functions that serve as building blocks for the source code.

### B.1 Methodology

A problem facing anyone wanting to implement mathematical ideas is the choice of language or system in which to do the implementation. The decision depends on the task at hand. If all that is required is a convenient environment for prototyping ideas, a symbolic computation system such as Maple [55], Mathematica [57] or MuPAD [49] may suffice. Such systems have a large collection of mathematical data types, functions and algorithms already present; tools that will not be available in a standard programming language. There is however always a price to pay for convenience. These common systems are all interpreted and use a proprietary programming syntax, making it difficult to use other programs or libraries within a session. It also makes such systems less efficient than the execution of compiled programs.

The `AlgLib` libraries can be said to provide the best of both worlds, as they provide data types, functions and algorithms to allow programmers to more easily implement certain mathematical algorithms (including the algorithms described in this thesis) in the ANSI C programming language. For example, `AlgLib` contains the `FMon` [41] and `FAlg` [40]

libraries, respectively containing data types and functions to perform computations in the free monoid on a set of symbols and the free associative algebra on a set of symbols. Besides the benefit of the efficiency of compiled programs, the strict adherence to ANSI C makes programs written using the libraries highly portable.

### B.1.1 MSSRC

AlgLib is supplied by MSSRC [46], a company whose Chief Scientist is Prof. Larry Lambe, an honorary professor at the University of Wales, Bangor. For an introduction to MSSRC, we quote the following passage from [42].

Multidisciplinary Software Systems Research Corporation (MSSRC) was conceived as a company devoted to furthering the long-term effective use of mathematics and mathematical computation. MSSRC researches, develops, and markets advanced mathematical tools for engineers, scientists, researchers, educators, students and other serious users of mathematics. These tools are based on providing levels of power, productivity and convenience far greater than existing tools while maintaining mathematical rigor at all times. The company also provides computer education and training.

MSSRC has several lines of ANSI C libraries for providing mathematical support for research and implementation of mathematical algorithms at various levels of complexity. No attempt is made to provide the user of these libraries with any form of Graphical User Interface (GUI). All components are compiled ANSI C functions which represent various mathematical operations from basic (adding, subtracting, multiplying polynomials, etc.) to advanced (operations in the free monoid on an arbitrary number of symbols and beyond). In order to use the libraries effectively, the user must be expert at ANSI C programming, e.g., in the style of Kernighan and Ritchie [38] and as such, they are not suited for the casual user. This does not imply in any way that excellent user interfaces for applications of the libraries cannot be supplied or are difficult to implement by well experienced programmers.

The use of MSSRC's libraries has been reported in a number of places such as [43], [14], [16], [15] and elsewhere.



## B.1.2 AlgLib

To give a taste of how AlgLib has been used to implement the algorithms considered in this thesis, consider one of the basic operations of these algorithms, the task of subtracting two polynomials to yield a third polynomial (an operation essential for computing an S-polynomial). In ordinary ANSI C, there is no data type for a polynomial, and certainly no function for subtracting two polynomials; AlgLib however does supply these data types and functions, both in the commutative and noncommutative cases. For example, the AlgLib data type for a noncommutative polynomial is an *FAlg*, and the AlgLib function for subtracting two such polynomials is the function *fAlgMinus*. It follows that we can write ANSI C code for subtracting two noncommutative polynomials, as illustrated below where we subtract the polynomial  $2b^2 + ab + 4b$  from the polynomial  $2 \times (b^2 + ba + 3a)$ .

### Source Code

```
include <fralg.h>

int
main(argc, argv)
int argc;
char *argv[];
{
 // Define Variables
 FAlg p, q, r;
 QInteger two;

 // Set Monomial Ordering (DegLex)
 theOrdFun = fMonTLex;

 // Initialise Variables
 p = parseStrToFAlg("b^2+▯b*a+▯3*a");
 q = parseStrToFAlg("2*b^2+▯a*b+▯4*b");
 two = parseStrToQ("2");

 // Perform the calculation and display the result on screen
 r = fAlgMinus(fAlgScaTimes(two, p), q);
 printf("2*(%s)▯▯(%s)▯=▯%s\n", fAlgToStr(p), fAlgToStr(q), fAlgToStr(r));

 return EXIT_SUCCESS;
}
```

### Program Output

```
ma6:mssrc-aux/thesis> fAlgMinusTest
2*(b^2 + b a + 3 a) - (2 b^2 + a b + 4 b) = 2 b a - a b -4 b + 6 a
ma6:mssrc-aux/thesis>
```

## B.2 Listings

Our implementation of the noncommutative Involutive Basis algorithm is arranged as follows: *involutive.c* is the main program, dealing with all the input and output and calling the appropriate routines; the ‘*\_functions*’ files contain all the procedures and functions used by the program; and *README* describes how to use the program, including what format the input files should take and what the different options of the program are used for.

In more detail, *arithmetic\_functions.c* contains functions for dividing a polynomial by its (coefficient) greatest common divisor and for converting user specified generators to ASCII generators (and vice-versa); *file\_functions.c* contains all the functions needed to read and write polynomials and variables to and from disk; *fralg\_functions.c* contains functions for monomial orderings, polynomial division and reduced Gröbner Bases computation; *list\_functions.c* contains some extra functions needed to deal with displaying, sorting and manipulating lists; and *ncinv\_functions.c* contains all the involutive routines, for example the Involutive Basis algorithm itself and associated functions for determining multiplicative variables and for performing autoreduction.

### Contents

|        |                              |     |
|--------|------------------------------|-----|
| B.2.1  | README .....                 | 216 |
| B.2.2  | arithmetic_functions.h ..... | 219 |
| B.2.3  | arithmetic_functions.c ..... | 220 |
| B.2.4  | file_functions.h .....       | 226 |
| B.2.5  | file_functions.c .....       | 227 |
| B.2.6  | fralg_functions.h .....      | 238 |
| B.2.7  | fralg_functions.c .....      | 240 |
| B.2.8  | list_functions.h .....       | 268 |
| B.2.9  | list_functions.c .....       | 271 |
| B.2.10 | ncinv_functions.h .....      | 290 |
| B.2.11 | ncinv_functions.c .....      | 291 |
| B.2.12 | involutive.c .....           | 340 |

## B.2.1 README

```

* HOW TO USE THE INVOLUTIVE PROGRAM – QUICK GUIDE *

```

### NAME

involutive – Computes Noncommutative Involutive Bases for ideals.

### SYNOPSIS

involutive [OPTION]... [FILE]...

### DESCRIPTION

Here are the options for the program.

–a

e. g. > involutive –d –a file.in  
 Optimises the lexicographical ordering according to the frequency of the variables in the input basis (most frequent = lexicographically smallest).

–c(n)

e. g. > involutive –c2 file.in  
 Chooses which involutive algorithm to use. n is a required number between 1 and 2.

- 1: \*DEFAULT\* Gerdt's Algorithm
- 2: Seiler's Algorithm

–d

e. g. > involutive –d file.in  
 Allows the user to calculate a DegLex Involutive Basis for the basis in file.in.

–e(n)

e. g. > involutive –e2 –s2 file.in  
 Allows the user to select the type of Overlap Division to use. n is a required number between 1 and 5. Note: Must be used with either the –s1 or –s2 options.

Left Overlap Division:

```

 A B C D
-----x-----x-----x-----x-----
-----x -----x -----x x-----
```

- 1: \* DEFAULT \* A, B, C (weak, Gr\”obner)
- 2: A, B, C, Strong (strong if used with –m2)
- 3: A, B, C, D (weak, Gr\”obner)
- 4: A, B (weak, Gr\”obner)
- 5: A (weak, Gr\”obner)

Right Overlap Division:

```

 A B C D

x----- x--- x----- ----x

```

- 1: \* DEFAULT \* A, B, C (weak, Gr\”obner)
- 2: A, B, C, Strong (strong if used with -m2)
- 3: A, B, C, D (weak, Gr\”obner)
- 4: A, B (weak, Gr\”obner)
- 5: A (weak, Gr\”obner)

-f

e.g. > involutive -f file .in  
Removes any fractions from the input basis.

-l

e.g. > involutive -l file .in  
Allows the user to calculate a Lex  
Involutive Basis for the basis in file .in.  
Warning: program may go into an infinite loop  
(Lex is not an admissible monomial ordering).

-m(n)

e.g. > involutive -m2 file.in  
Selects which method of deciding whether a monomial  
involutively divides another monomial is used.  
n is a required number between 1 and 2.

- 1: \* DEFAULT \* 1st letters on left and right (thin divisor)
- 2: All letters on left and right (thick divisor)

-o(n)

e.g. > involutive -o2 file.in  
Allows the user to select how the basis is sorted  
during the algorithm. n is a required number between  
1 and 3.

- 1: \* DEFAULT \* DegRevLex Sorted
- 2: No Sorting
- 3: Sorting by Main Ordering

-p

e.g. > involutive -l -p file.in  
An interactive Ideal Membership Problem Solver.  
There are two ways the solver can be used:  
either a file containing a list of polynomials  
(e.g. x\*y-z;  
x^2-z^2+y^2; ) can be given, or the  
polynomials can be input  
manually (e.g. x\*y-z). The solver tests to see  
whether the Involutive Basis computed in the  
algorithm reduces the polynomials given to zero.

`-r * DEFAULT *`  
 e.g. `> involutive -r file.in`  
 Allows the user to calculate a DegRevLex  
 Involutive Basis for the basis in file `.in`.

`-s(n)`  
 e.g. `> involutive -s2 file.in`  
 Allows the user to select the type of Involutive  
 Basis to calculate. `n` is a required number between  
 1 and 5. Note: If an ‘Overlap’ Division is selected,  
 the type of Overlap Division can be chosen with  
 the `-e(n)` option.

- 1: Left Overlap Division (local, cts, see `-e` option)
- 2: Right Overlap Division (local, cts, see `-e` option)
- 3: `* DEFAULT *` Left Division (global, cts, strong)
- 4: Right Division (global, cts, strong)
- 5: Empty Division (global, cts, strong)

`-v(n)`  
 e.g. `> involutive -v3 file.in`  
 Changes the amount of information given out by the  
 program (i.e. the ‘verbosity’ of the program).  
`n` is a number between 0 and 9. Rough Guide:

- 0: Silent (no output given).
- 1: `* DEFAULT *`
- 2: Returns Number of Reductions Carried Out,  
 Prints Out Every Polynomial Found
- 3: More Autoreduction Information,  
 Prolongation Information
- 4: More Details of Steps Taken in Algorithm
- 5: More Global Division Information
- 6: Step-by-Step Reduction, Overlap Information
- 7: Shows Multiplicative Grids
- 8: More Overlap Division Information
- 9: All Other Information

`-w`  
 e.g. `> involutive -w file.in`  
 Allows the user to calculate an Involutive Basis  
 for the basis in file `.in` using the Wreath  
 Product Monomial Ordering.

`-x`  
 e.g. `> involutive -x file.in`  
 Ignores any prolongations of degree greater than or  
 equal to  $2d$ , where  $d$  is a value determined by the degree  
 of the largest degree lead monomial in the current minimal basis.  
 Warning: May not return a valid Involutive Basis  
 (only a valid Gröbner Basis).

## FILE FORMATS

There is one file format for the input basis:

```

IDEALS:

x; y; z;
x*y - z;
2*x + y*z + z;

```

First line = List of variables in order. In the above, x; y; z; represents  $x > y > z$ .  
 Remaining lines = Polynomial generators (which must be terminated by semicolons).

## OUTPUT

As output, the program provides a reduced Gr\”obner Basis and an Involutive Basis for the input ideal (if it can calculate it).

For the following, assume that our input basis was given as file .in.  
 \* If a DegRevLex Gr\”obner Basis is calculated, it is stored as file .drl.  
 \* If a DegLex Gr\”obner Basis is calculated, it is stored as file .deg.  
 \* If a Lex Gr\”obner Basis is calculated, it is stored as file .lex.  
 \* If a Wreath Product Gr\”obner Basis is calculated, it is stored as file .wp.

The Involutive Basis is given as <Gr\”obner Basis>.inv.  
 For example, if a DegLex Involutive Basis is calculated, it is stored as file .deg.inv.

Note that the program has the ability to recognise the .in suffix and replace it with .drl, .deg, .lex or .wp as necessary.  
 If your input file does not have a .in suffix then the program will simply append the appropriate suffix onto the end of the file name.  
 For example, using the command  
 > involutive FILE  
 we obtain file .drl if FILE = file.in  
 and obtain e.g. file .other.drl if FILE = file.other.

## B.2.2 arithmetic\_functions.h

```

1 /*
2 * File: arithmetic_functions.h
3 * Author: Gareth Evans
4 * Last Modified: 29th September 2004
5 */
6
7 // Initialise file definition
8 #ifndef ARITHMETIC_FUNCTIONS_HDR
9 #define ARITHMETIC_FUNCTIONS_HDR
10

```

```

11 // Include MSSRC Libraries
12 # include <fralg.h>
13
14 //
15 // Numerical Functions
16 //
17
18 // Returns the numerical value of a 3 letter word
19 ULong ASCIIVal(String);
20 // Returns the 3 letter word of a numerical value
21 String ASCIIStr(ULong);
22 // Returns the monomial corresponding to the 3 letter word of a numerical value
23 FMon ASCIIMon(ULong);
24
25 //
26 // QInteger Functions
27 //
28
29 // Calculate Alternative LCM of 2 QIntegers
30 QInteger AltLCMQInteger(QInteger, QInteger);
31
32 //
33 // FAlg Functions
34 //
35
36 // Divides the input FAlg by its common GCD
37 FAlg findGCD(FAlg);
38 // Returns maximal degree of lead term for the given FAlgList
39 ULong maxDegree(FAlgList);
40 // Returns the position of the smallest LM(g) in the given FAlgList
41 ULong fAlgListLowest(FAlgList);
42
43 # endif // ARITHMETIC_FUNCTIONS_HDR

```

### B.2.3 arithmetic\_functions.c

```

1 /*
2 * File: arithmetic_functions.c
3 * Author: Gareth Evans
4 * Last Modified: 11th February 2005
5 */
6
7 /*
8 * =====
9 * Numerical Functions
10 * =====
11 */
12
13 /*
14 * Function Name: ASCIIVal
15 *
16 * Overview: Returns the numerical value of a 3 letter word

```

```

17 *
18 * Detail: Given a String containing 3 letters from the set
19 * {A, B, ..., Z}, this function returns the numerical
20 * value of the String according to the following rule:
21 * AAA = 1, AAB = 2, ..., AAZ = 26, ABA = 27, ABB = 28,
22 * ..., ABZ = 52, ACA = 53, ...
23 *
24 */
25 ULong
26 ASCIIVal(word)
27 String word;
28 {
29 ULong back = 0;
30
31 // Add on 17576*value of 1st letter (A = 0, B = 1, ...)
32 back = back + 17576*(ULong)((int)word[0] - (int)'A');
33 // Add on 26*value of 2nd letter (A = 0, B = 1, ...)
34 back = back + 26*(ULong)((int)word[1] - (int)'A');
35 // Add on the value of the 3rd letter (A = 1, B = 2, ...)
36 back = back + (ULong)((int)word[2] - (int)'A' + 1);
37
38 return back;
39 }
40
41 /*
42 * Function Name: ASCIIStr
43 *
44 * Overview: Returns the 3 letter word of a numerical value
45 *
46 * Detail: Given a ULong, this function returns the
47 * 3 letter String corresponding to the following rule:
48 * 1 = AAA, 2 = AAB, ..., 26 = AAZ, 27 = ABA, 28 = ABB,
49 * ..., 52 = ABZ, 53 = ACA, ...
50 *
51 */
52 String
53 ASCIIStr(number)
54 ULong number;
55 {
56 String back = strNew();
57 int i = 0, j = 0, k;
58
59 // Take away multiples of 26^2 to get the first letter
60 while(number > 17576)
61 {
62 i++;
63 number = number - 17576;
64 }
65
66 // Take away multiples of 26 to get the second letter
67 while(number > 26)
68 {
69 j++;

```



```

70 number = number - 26;
71 }
72
73 // We are now left with the third letter
74 k = (int) number - 1;
75
76 // Convert the numbers to a String
77 sprintf(back, "%c%c%c", (char)((int)'A' + i),
78 (char)((int)'A' + j),
79 (char)((int)'A' + k));
80
81 // Return the three letters
82 return back;
83 }
84
85 /*
86 * Function Name: ASCIIStr
87 *
88 * Overview: Returns the monomial corresponding to the
89 * 3 letter word of a numerical value
90 *
91 * Detail: Given a ULong, this function returns the
92 * monomial corresponding to the following rule:
93 * 1 = AAA, 2 = AAB, ..., 26 = AAZ, 27 = ABA, 28 = ABB,
94 * ..., 52 = ABZ, 53 = ACA, ...
95 *
96 */
97 FMon
98 ASCIIMon(number)
99 ULong number;
100 {
101 // Obtain the String corresponding to the input
102 // number and change it to an FMon
103 return parseStrToFMon(ASCIIStr(number));
104 }
105
106 /*
107 * =====
108 * QInteger Functions
109 * =====
110 */
111
112 /*
113 * Function Name: AltLCMQInteger
114 *
115 * Overview: Calculates an 'alternative' LCM of 2 QIntegers
116 *
117 * Detail: Given two QIntegers $a = an/ad$ and $b = bn/bd$,
118 * this function calculates the LCM given
119 * by $alt_lcm(a, b) = (a*b)/(alt_gcd(a, b))$
120 * $= (an*bn*ad*bd)/(ad*bd*gcd(an, bn)*gcd(ad, bd))$
121 * $= (an*bn)/(gcd(an, bn)*gcd(ad, bd))$.
122 *

```

```

123 */
124 QInteger
125 AltLCMQInteger(a, b)
126 QInteger a, b;
127 {
128 Integer an = a -> num,
129 ad = a -> den,
130 bn = b -> num,
131 bd = b -> den;
132
133 return qDivide(zToQ(zTimes(an, bn)),
134 zToQ(zTimes(zGcd(an, bn), zGcd(ad, bd))));
135 }
136
137 /*
138 * =====
139 * FAlg Functions
140 * =====
141 */
142
143 /*
144 * Function Name: findGCD
145 *
146 * Overview: Divides the input FAlg by its common GCD
147 *
148 * Detail: Given an FAlg, this function divides the
149 * polynomial by its common GCD so that the output
150 * polynomial g cannot be written as g = cg', where
151 * g' is a polynomial and c is an integer, c > 1.
152 *
153 */
154 FAlg
155 findGCD(input)
156 FAlg input;
157 {
158 FAlg output = input, process = input;
159 QInteger coef;
160 Integer GCD = zOne, numerator, denominator;
161 Bool first = 0, allNeg = qLess(fAlgLeadCoef(input), qZero());
162
163 if((ULong) fAlgNumTerms(input) == 1) // If poly has just 1 term
164 {
165 // Return that term with a unit coefficient
166 return fAlgMonom(qOne(), fAlgLeadMonom(input));
167 }
168 else // Poly has more than 1 term
169 {
170 while(process) // Go through each term
171 {
172 coef = fAlgLeadCoef(process); // Read the lead coefficient
173 numerator = coef -> num; // Break the coefficient down
174 denominator = coef -> den; // into a numerator and a denominator
175 process = fAlgReductum(process); // Get ready to look at the next term

```

```

176
177 if(zIsOne(denominator) != (Bool) 1) // If we encounter a fraction
178 {
179 return input; // We cannot divide through by a GCD so just return the input
180 }
181 else // The coefficient was an integer
182 {
183 if(first == 0) // If this is the first term
184 {
185 first = (Bool) 1;
186 GCD = numerator; // Set the GCD to be the current numerator
187 }
188 else // Recursively calculate the GCD
189 GCD = zGcd(GCD, numerator);
190 }
191 }
192
193 if(zLess(GCD, zZero) == (Bool) 1) // If the GCD is negative
194 GCD = zNegate(GCD); // Negate the GCD
195 if(zLess(zOne, GCD) == (Bool) 1) // If the GCD is > 1
196 output = fAlgZScaDiv(output, GCD); // Divide the poly by the GCD
197 }
198
199 if(allNeg == (Bool) 1) // If the original coefficient was negative
200 return fAlgZScaTimes(zMinusOne, output); // Return the negated polynomial
201 else
202 return output;
203 }
204
205 /*
206 * Function Name: maxDegree
207 *
208 * Overview: Returns maximal degree of lead term for the given FAlgList
209 *
210 * Detail: Given an FAlgList, this function calculates the degree
211 * of the lead term for each element of the list and returns
212 * the largest value found.
213 *
214 */
215 ULong
216 maxDegree(input)
217 FAlgList input;
218 {
219 ULong test, output = 0;
220
221 while(input) // For each polynomial in the list
222 {
223 // Calculate the degree of the lead monomial
224 test = fMonLength(fAlgLeadMonom(input -> first));
225 if(test > output) output = test;
226 input = input -> rest; // Advance the list
227 }
228

```

```

229 // Return the maximal value
230 return output;
231 }
232
233 /*
234 * Function Name: fAlgListLowest
235 *
236 * Overview: Returns the position of the smallest LM(g) in the given FAlgList
237 *
238 * Detail: Given an FAlgList, this function looks at all the leading
239 * monomials of the elements in the list and returns the position of
240 * the smallest lead monomial with respect to the monomial ordering
241 * currently being used.
242 *
243 */
244 ULong
245 fAlgListLowest(input)
246 FAlgList input;
247 {
248 ULong output = 0, i, len = fAlgListLength(input);
249 FMon next, lowest;
250
251 if(input) // Assume the 1st lead monomial is the smallest to begin with
252 {
253 lowest = fAlgLeadMonom(input -> first);
254 output = 1;
255 }
256 for(i = 1; i < len; i++) // For the remaining polynomials
257 {
258 input = input -> rest;
259 // Extract the next lead monomial
260 next = fAlgLeadMonom(input -> first);
261
262 // If this lead monomial is smaller than the current smallest
263 if(theOrdFun(next, lowest) == (Bool) 1)
264 {
265 // Make this lead monomial the smallest
266 output = i+1;
267 lowest = fAlgScaTimes(qOne(), next);
268 }
269 }
270
271 // Return position of smallest lead monomial
272 return output;
273 }
274
275 /*
276 * =====
277 * End of File
278 * =====
279 */

```

## B.2.4 file\_functions.h

```

1 /*
2 * File: file_functions.h
3 * Author: Gareth Evans
4 * Last Modified: 14th July 2004
5 */
6
7 // Initialise file definition
8 #ifndef FILE_FUNCTIONS_HDR
9 #define FILE_FUNCTIONS_HDR
10
11 // Include MSSRC Libraries
12 #include <fralg.h>
13
14 // MAXLINE denotes the length of the longest allowable line in a file
15 #define MAXLINE 5000
16
17 //
18 // Low Level File Handling Functions
19 //
20
21 // Read a line from a file; return length
22 int getLine(FILE *, char[], int);
23 // Pick an integer from a list such as "2, 5, 6,"
24 int intFromStr(char[], int, int *);
25 // Pick a variable from a list such as "a; b; c;"
26 String variableFromStr(char[], int, int *);
27 // Pick an FMon from a list such as "a; b; c;"
28 FMon fMonFromStr(char[], int, int *);
29 // Pick an FAlg from a string such as "x*y - z;"
30 FAlg fAlgFromStr(char[], int, int *);
31
32 //
33 // High Level File Reading Functions
34 //
35
36 // Routine to read an FMonList from the first line of a file
37 FMonList fMonListFromFile(FILE *);
38 // Routine to read an FAlgList from a file
39 FAlgList fAlgListFromFile(FILE *);
40
41 //
42 // High Level File Writing Functions
43 //
44
45 // Writes an FMon (in parse format) followed by a semicolon to a file
46 void fMonToFile(FILE *, FMon);
47 // Writes an FMonList to a file on a single line
48 void fMonListToFile(FILE *, FMonList);
49
50 //
51 // File Name Modification Functions

```

```

52 //
53
54 // Appends ".drl" onto a string (except in special case "*.in")
55 String appendDotDegRevLex(char[]);
56 // Appends ".deg" onto a string (except in special case "*.in")
57 String appendDotDegLex(char[]);
58 // Appends ".lex" onto a string (except in special case "*.in")
59 String appendDotLex(char[]);
60 // Appends ".wp" onto a string (except in special case "*.in")
61 String appendDotWP(char[]);
62 // Calculates the length of an input string
63 int filenameLength(char[]);
64
65 # endif // FILE_FUNCTIONS_HDR

```

## B.2.5 file\_functions.c

```

1 /*
2 * File: file_functions.c
3 * Author: Gareth Evans
4 * Last Modified: 16th August 2004
5 */
6
7 /*
8 * =====
9 * Low Level File Handling Functions
10 * (Used in the high level functions)
11 * =====
12 */
13
14 /*
15 * Function Name: getLine
16 *
17 * Overview: Read a line from a file; return length
18 *
19 * Detail: Given a file _infil_, we read the first line
20 * of the file, placing the contents into the string _s_.
21 * The third parameter _lim_ determines the maximum length
22 * of any line to be returned (when we call the function
23 * this is usually MAXLINE); the returned integer tells
24 * us the length of the line we have just read.
25 *
26 * Known Issues: The length of a line is sometimes returned
27 * incorrectly when a file saved in Windows is used
28 * on a UNIX machine. Resave your file in UNIX.
29 */
30 int
31 getLine(infil, s, lim)
32 FILE *infil;
33 char s[];
34 int lim;
35 {

```

```

36 int c, i;
37
38 /*
39 * Place characters in _s_ as long as (1) we do not exceed _lim_ number of
40 * characters; (2) the end of the file is not encountered; (3) the end of the
41 * line is not encountered.
42 */
43 for(i = 0; (i < lim-1) && ((c = fgetc(infil)) != -1) && (c != (int)'\n'); i++)
44 {
45 s[i] = (char)c;
46 }
47 if(c == (int)'\n') // if the for loop was terminated due to reaching end of line
48 {
49 s[i] = (char)c; // add the newline character to our string
50 i++;
51 }
52 s[i] = '\0'; // '\0' is the null character
53
54 return i-1; // The -1 is used to compensate for the null character
55 }
56
57 /*
58 * Function Name: intFromStr
59 *
60 * Overview: Pick an integer from a list such as "2, 5, 6,"
61 *
62 * Detail: Starting from position _j_ in a string _s_,
63 * read in an integer and return it. Note that the integer
64 * in the string must be terminated with a comma and that
65 * the sign of the integer is taken into account.
66 * Once the integer has been read, place the position we
67 * have reached in the string in the variable _pk_.
68 */
69 int
70 intFromStr(s, j, pk)
71 char s[];
72 int j, *pk;
73 {
74 char c;
75 int n = 0, sign = 1, k = j;
76 c = s[k];
77
78 // Traverse through any empty space
79 while(c == ' ')
80 {
81 k++;
82 c = s[k];
83 }
84
85 // If a sign is present, process it
86 if(c == '+')
87 {
88 k++;

```

```

89 c = s[k];
90 }
91 else if(c == '-')
92 {
93 sign = -1;
94 k++;
95 c = s[k];
96 }
97
98 // Until a comma is encountered (signalling the
99 // end of the integer)
100 while(c != ',')
101 {
102 if((c >= '0') && (c <= '9'))
103 {
104 n = 10*n + (int)(c - '0'); // the "- '0'" is needed to get the correct integer
105 }
106 else
107 {
108 printf("Error: Incorrect Input in File (%c is not a number).\n", c);
109 exit(EXIT_FAILURE);
110 }
111 k++;
112 c = s[k];
113 }
114 *pk = k+1; // return the finishing position
115
116 /*
117 * Note: In this function we return *pk = k+1 and not *pk = k as
118 * in subsequent functions because this function has a slightly
119 * different structure due to having to deal with the + and -
120 * characters at the beginning of the string.
121 */
122
123 return sign*n; // return the integer
124 }
125
126 /*
127 * Function Name: variableFromStr
128 *
129 * Overview: Pick a variable from a list such as "a; b; c;"
130 *
131 * Detail: Starting from position _j_ in a string _s_,
132 * read in a String and return it. Note that the String
133 * in the string must be terminated with a semicolon.
134 * Once the String has been read, place the position we
135 * have reached in the string in the variable _pk_.
136 */
137 String
138 variableFromStr(s, j, pk)
139 char s[];
140 int j, *pk;
141 {

```



```

142 char c = '\0';
143 int i = 0, k = j;
144 String back = strNew(), concat;
145
146 sprintf(back, ""); // Initialise back
147
148 // Until a semicolon is encountered
149 while(c != ';')
150 {
151 c = s[k]; // Pick a character from the string
152
153 // If a semicolon was encountered
154 if(c == ';')
155 {
156 concat = strNew();
157 sprintf(concat, "%c", '\0');
158 back = strConcat(back, concat); // Finish with the null character
159 }
160 else if(c != '\0')
161 {
162 concat = strNew();
163 sprintf(concat, "%c", c);
164 // Transfer character to output String
165 if(i == 0) back = strCopy(concat);
166 else back = strConcat(back, concat);
167 i++;
168 }
169 k++;
170 }
171 *pk = k; // Place finish position in the variable _pk_
172
173 return back; // Return the String
174 }
175
176 /*
177 * Function Name: fMonFromStr
178 *
179 * Overview: Pick an FMon from a list such as "a; b; c;"
180 *
181 * Detail: Starting from position _j_ in a string _s_,
182 * read in an FMon and return it. Note that the FMon
183 * in the string must be terminated with a semicolon.
184 * Once the FMon has been read, place the position we
185 * have reached in the string in the variable _pk_.
186 */
187 FMon
188 fMonFromStr(s, j, pk)
189 char s[];
190 int j, *pk;
191 {
192 char c = '\0', a[MAXLINE];
193 int i = 0, k = j;
194 FMon back;

```

```

195
196 // Until a semicolon is encountered
197 while(c != ';')
198 {
199 c = s[k]; // Pick a character from the string
200
201 // If we have found a semicolon
202 if(c == ';')
203 {
204 a[i] = '\0'; // Finish the string with the null character
205 }
206 else
207 {
208 a[i] = c; // Continue to process...
209 i++;
210 }
211 k++;
212 }
213 *pk = k; // Place the finish position in the variable _pk_
214
215 back = parseStrToFMon(a); // Convert the string to an FMon
216 return back; // Return the FMon
217 }
218
219 /*
220 * Function Name: fAlgFromStr
221 *
222 * Overview: Pick an FAlg from a string such as "x*y - z;"
223 *
224 * Detail: Starting from position _j_ in a string _s_,
225 * read in an FAlg and return it. Note that the FAlg
226 * in the string must be terminated with a semicolon.
227 * Once the FAlg has been read, place the position we
228 * have reached in the string in the variable _pk_.
229 */
230 FAlg
231 fAlgFromStr(s, j, pk)
232 char s[];
233 int j, *pk;
234 {
235 char c = '\0', a[MAXLINE];
236 int i = 0, k = j;
237 FAlg back;
238
239 // Until a semicolon is encountered
240 while(c != ';')
241 {
242 c = s[k]; // Read a character from the string
243
244 // If a semicolon is encountered
245 if(c == ';')
246 {
247 a[i] = '\0'; // Finish with the null character

```

```

248 }
249 else
250 {
251 a[i] = c; // Continue to process...
252 i++;
253 }
254 k++;
255 }
256 *pk = k; // Place the finish position in the variable _pk_
257
258 back = parseStrToFAlg(a); // Convert the string to an FAlg
259 return back; // Return the FAlg
260 }
261
262 /*
263 * =====
264 * High Level File Reading Functions
265 * =====
266 */
267
268 /*
269 * Function Name: fMonListFromFile
270 *
271 * Overview: Routine to read an FMonList from the first line of a file
272 *
273 * Detail: Given an input file, this function
274 * reads the first line of the file and returns
275 * the semicolon separated FMonList found on that line.
276 * For example, if the input is a list such as a; b; A; B;
277 * then the output is the FMonList (a, b, A, B).
278 */
279 FMonList
280 fMonListFromFile(infil)
281 FILE *infil;
282 {
283 FMon w;
284 FMonList words = fMonListNul;
285 char s[MAXLINE];
286 int j = 0, k = 0, len = 0;
287
288 // Get the first line of the file and its length
289 len = getLine(infil, s, MAXLINE);
290
291 // While there are more FMons to be found
292 while(j < len)
293 {
294 w = fMonFromStr(s, j, &k); // Obtain an FMon
295 j = k; // Set the next starting position
296 words = fMonListPush(w, words); // Construct the list
297 }
298
299 // Return the list – note that we must reverse the list
300 // because it has been read in reverse order.

```

```

301 return fMonListFXRev(words);
302 }
303
304 /*
305 * Function Name: fAlgListFromFile
306 *
307 * Overview: Routine to read an FAlgList from a file
308 *
309 * Detail: Given an input file, this function
310 * takes each line of the file in turn, pushing one FAlg from
311 * each line onto an FAlgList. This process is
312 * continued until there are no more lines in the file
313 * to process. For example, if the input is a list such as
314 *
315 * $2x - 4y$;
316 * $5xy$;
317 * $4 + 5x + 60y$;
318 *
319 * then the output is the FAlgList
320 * $(2x-4y, 5xy, 4+5x+60y)$.
321 */
322 FAlgList
323 fAlgListFromFile(infil)
324 FILE *infil;
325 {
326 FAlg entry;
327 FAlgList back = fAlgListNul;
328 char s[MAXLINE];
329 int j = 0, k = 0, len;
330
331 // Get the first line of the file
332 len = getLine(infil, s, MAXLINE);
333
334 // While there are still lines to process
335 while(len > 0)
336 {
337 entry = fAlgFromStr(s, j, &k); // Obtain an FAlg from a line
338 back = fAlgListPush(entry, back); // Push the FAlg onto the list
339 len = getLine(infil, s, MAXLINE); // Get a new line
340 }
341
342 // Return the list – note that we must reverse the list
343 // because it has been read in reverse order.
344 return fAlgListFXRev(back);
345 }
346
347 /*
348 * =====
349 * High Level File Writing Functions
350 * =====
351 */
352
353 /*

```

```

354 * Function Name: fMonToFile
355 *
356 * Overview: Writes an FMon (in parse format) followed by a semicolon to a file
357 *
358 * Detail: Given an input file and an FMon, this function
359 * writes the FMon to file in parse format followed by a semicolon.
360 */
361 void
362 fMonToFile(infil, w)
363 FILE *infil;
364 FMon w;
365 {
366 FMon wM;
367 ULong length;
368
369 // If the FMon is non-empty
370 if (fMonEqual(w, fMonOne()) != (Bool) 1)
371 {
372 // While there are letters left in the FMon
373 while (w)
374 {
375 wM = fMonLeadPowFac(w); // Obtain a factor
376 fprintf(infil, "%s", fMonToStr(wM)); // Write the factor to file
377 length = fMonLength(wM);
378 w = fMonSuffix(w, fMonLength(w) - length);
379 if (fMonEqual(w, fMonOne()) != (Bool) 1)
380 {
381 // In parse format, to separate variables we use an asterisk
382 fprintf(infil, "*");
383 }
384 }
385 fprintf(infil, ";"); // At the end write a semicolon to file
386 }
387 else // Just write a semicolon to file
388 {
389 fprintf(infil, ";");
390 }
391 }
392
393 /*
394 * Function Name: fMonListToFile
395 *
396 * Overview: Writes an FMonList to a file on a single line
397 *
398 * Detail: Given an input file and an FMonList, this function
399 * writes the list to file as l1; l2; l3; ...
400 */
401 void
402 fMonListToFile(infil, L)
403 FILE *infil;
404 FMonList L;
405 {
406 ULong i, length = fMonListLength(L);

```

```

407
408 // For each element of the list
409 for(i = 1; i <= length; i++)
410 {
411 // Write an FMon to file
412 fMonToFile(infil, L -> first);
413
414 // If there are more FMons left to look at
415 if(i < length)
416 {
417 fprintf(infil, "␣"); // Provide a space between elements
418 }
419 else // else terminate the line
420 {
421 fprintf(infil, "\n");
422 }
423 L = L -> rest;
424 }
425 }
426
427 /*
428 * =====
429 * File Name Modification Functions
430 * =====
431 */
432
433 /*
434 * Function Name: appendDotDegRevLex
435 *
436 * Overview: Appends ".drl" onto a string (except in special case "*.in")
437 *
438 * Detail: Given an input character array, this function
439 * appends the String ".drl" onto the end of the character array.
440 * In the special case that the input ends with ".in", the function
441 * replaces the ".in" with ".drl".
442 */
443 String
444 appendDotDegRevLex(input)
445 char input[];
446 {
447 int length = (int) strlen(input);
448 String back = strNew();
449
450 // First check for .in at the end of the file name
451 if (input[length-1] == 'n' & input[length-2] == 'i' & input[length-3] == '.')
452 {
453 input[length-2] = 'd';
454 input[length-1] = 'r';
455 sprintf(back, "%s%s", input, "1");
456 }
457 else // Just append with ".drl"
458 {
459 sprintf(back, "%s%s", input, ".drl");

```

```

460 }
461
462 return back;
463 }
464
465 /*
466 * Function Name: appendDotDegLex
467 *
468 * Overview: Appends ".deg" onto a string (except in special case "*.in")
469 *
470 * Detail: Given an input character array, this function
471 * appends the String ".deg" onto the end of the character array.
472 * In the special case that the input ends with ".in", the function
473 * replaces the ".in" with ".deg".
474 */
475 String
476 appendDotDegLex(input)
477 char input[];
478 {
479 int length = (int) strlen(input);
480 String back = strNew();
481
482 // First check for .in at the end of the file name
483 if (input[length-1] == 'n' & input[length-2] == 'i' & input[length-3] == '.')
484 {
485 input[length-2] = 'd';
486 input[length-1] = 'e';
487 sprintf(back, "%s%s", input, "g");
488 }
489 else // Just append with ".deg"
490 {
491 sprintf(back, "%s%s", input, ".deg");
492 }
493
494 return back;
495 }
496
497 /*
498 * Function Name: appendDotLex
499 *
500 * Overview: Appends ".lex" onto a string (except in special case "*.in")
501 *
502 * Detail: Given an input character array, this function
503 * appends the String ".lex" onto the end of the character array.
504 * In the special case that the input ends with ".in", the function
505 * replaces the ".in" with ".lex".
506 */
507 String
508 appendDotLex(input)
509 char input[];
510 {
511 int length = (int) strlen(input);
512 String back = strNew();

```

```

513
514 // First check for .in at the end of the file name
515 if (input[length-1] == 'n' & input[length-2] == 'i' & input[length-3] == '.')
516 {
517 input[length-2] = 'l';
518 input[length-1] = 'e';
519 sprintf(back, "%s%s", input, "x");
520 }
521 else // Just append with ".lex"
522 {
523 sprintf(back, "%s%s", input, ".lex");
524 }
525
526 return back;
527 }
528
529 /*
530 * Function Name: appendDotWP
531 *
532 * Overview: Appends ".wp" onto a string (except in special case "*.in")
533 *
534 * Detail: Given an input character array, this function
535 * appends the String ".wp" onto the end of the character array.
536 * In the special case that the input ends with ".in", the function
537 * replaces the ".in" with ".wp".
538 */
539 String
540 appendDotWP(input)
541 char input[];
542 {
543 int length = (int) strlen(input);
544 String back = strNew();
545
546 // First check for .in at the end of the file name
547 if (input[length-1] == 'n' & input[length-2] == 'i' & input[length-3] == '.')
548 {
549 input[length-2] = 'w';
550 input[length-1] = 'p';
551 sprintf(back, "%s", input);
552 }
553 else // Just append with ".wp"
554 {
555 sprintf(back, "%s%s", input, ".wp");
556 }
557
558 return back;
559 }
560
561 /*
562 * Function Name: filenameLength
563 *
564 * Overview: Calculates the length of an input string
565 *

```



```

566 * Detail: Given an input character array, this function
567 * finds the length of that character array
568 */
569 int
570 filenameLength(s)
571 char s[];
572 {
573 int i = 0;
574
575 while(s[i] != '\0') i++;
576
577 return i;
578 }
579
580 /*
581 * =====
582 * End of File
583 * =====
584 */

```

## B.2.6 fralg\_functions.h

```

1 /*
2 * File: fralg_functions.h
3 * Author: Gareth Evans
4 * Last Modified: 10th August 2005
5 */
6
7 // Initialise file definition
8 # ifndef FRALG_FUNCTIONS_HDR
9 # define FRALG_FUNCTIONS_HDR
10
11 // Include MSSRC Libraries
12 # include <fralg.h>
13
14 // Include System Libraries
15 # include <limits.h>
16
17 // Include *_functions Libraries
18 # include "list_functions.h"
19 # include "arithmetic_functions.h"
20
21 //
22 // External Variables Required
23 //
24
25 extern ULong nRed; // Stores how many reductions have been performed
26 extern int nOfGenerators; // Holds the number of generators
27 pl; // Holds the "Print Level"
28
29 //
30 // Functions Defined in fralg_functions.c

```

```

31 //
32
33 //
34 // Ordering Functions
35 //
36
37 // Returns 1 if 1st arg <_{Lex} 2nd arg
38 Bool fMonLex(FMon, FMon);
39 // Returns 1 if 1st arg <_{InvLex} 2nd arg
40 Bool fMonInvLex(FMon, FMon);
41 // Returns 1 if 1st arg <_{DegRevLex} 2nd arg
42 Bool fMonDegRevLex(FMon, FMon);
43 // Returns 1 if 1st arg <_{WreathProduct} 2nd arg
44 Bool fMonWreathProd(FMon, FMon);
45
46 //
47 // Alphabet Manipulation Functions
48 //
49
50 // Substitutes ASCII generators for original generators in a list of polynomials
51 FAlgList preprocess(FAlgList, FMonList);
52 // Substitutes original generators for ASCII generators in a given polynomial
53 String postProcess(FAlg, FMonList);
54 // As above but gives back its output in parse format
55 String postProcessParse(FAlg, FMonList);
56 // Adjusts the original generator order (1st arg) according to frequency of generators in 2nd arg
57 FMonList alphabetOptimise(FMonList, FAlgList);
58
59 //
60 // Polynomial Manipulation Functions
61 //
62
63 // Returns all possible ways that 2nd arg divides 1st arg; 3rd arg = is division possible?
64 FMonPairList fMonDiv(FMon, FMon, Short *);
65 // Returns the first way that 2nd arg divides 1st arg; 3rd arg = is division possible?
66 FMonPairList fMonDivFirst(FMon, FMon, Short *);
67 // Finds all possible overlaps of 2 FMons
68 FMonPairList fMonOverlaps(FMon, FMon);
69 // Returns the degree-based initial of a polynomial
70 FAlg degInitial(FAlg);
71 // Reverses a monomial
72 FMon fMonReverse(FMon);
73
74 //
75 // Groebner Basis Functions
76 //
77
78 // Returns the normal form of a polynomial w.r.t. a list of polynomials
79 FAlg polyReduce(FAlg, FAlgList);
80 // Minimises a given Groebner Basis
81 FAlgList minimalGB(FAlgList);
82 // Reduces each member of a Groebner Basis w.r.t. all other members
83 FAlgList reducedGB(FAlgList);

```

```

84 // Tests whether a given FAlg reduces to 0 using the given FAlgList
85 Bool idealMembershipProblem(FAlg, FAlgList);
86
87 # endif // FRALG_FUNCTIONS_HDR

```

## B.2.7 fralg\_functions.c

```

1 /*
2 * File: fralg_functions.c
3 * Author: Gareth Evans
4 * Last Modified: 10th August 2005
5 */
6
7 /*
8 * =====
9 * Global Variables for fralg_functions.c
10 * =====
11 */
12
13 static int bigVar = 1; // Keeps track of iteration depth in WreathProd
14
15 /*
16 * =====
17 * Ordering Functions
18 * =====
19 */
20
21 /*
22 * Function Name: fMonLex
23 *
24 * Overview: Returns 1 if 1st arg <_{Lex} 2nd arg
25 *
26 * Detail: Given two FMons x and y, this function
27 * compares the two monomials using the lexicographic
28 * ordering, returning 1 if x < y and 0 if x >= y.
29 *
30 * Description of the Lex ordering:
31 *
32 * x < y iff (working left-to-right) the first (say ith)
33 * letter on which x and y differ is
34 * such that x_i < y_i in the ordering of the variables.
35 *
36 * External Variables Required: int pl;
37 *
38 * Note: This code is based on L. Lambe's "fMonTLex" code.
39 */
40 Bool
41 fMonLex(x, y)
42 FMon x, y;
43 {
44 ULong lenx, leny, min, count = 1;
45 int j;

```

```

46 Bool back;
47
48 if(pl > 8) printf("Entered_to_compare_x=s_with_y=s...\n", fMonToStr(x), fMonToStr(y));
49 if(x == (FMon) NULL) // If x is empty we only have to check that y is non-empty
50 {
51 if(pl > 8) printf("x_is_NULL_so_testing_if_y_is_NULL...\n");
52 return (Bool) (y != (FMon) NULL);
53 }
54 else if(y == (FMon) NULL) // If y is empty x cannot be less than it so just return 0
55 {
56 if(pl > 8) printf("y_is_NULL_so_returning_0...\n");
57 return (Bool) 0;
58 }
59 else // Both non-empty
60 {
61 lenx = fMonLength(x);
62 leny = fMonLength(y);
63
64 if(lenx < leny) // x has minimum length
65 {
66 min = lenx;
67 back = (Bool) 1; // If limit reached we know x < y so return 1
68 }
69 else // y has minimum length
70 {
71 min = leny;
72 back = (Bool) 0; // if limit reached we know x >= y so return 0
73 }
74
75 while(count <= min) // For each generator
76 {
77 if(pl > 8)
78 {
79 printf("Comparing_s_with_s\n", fMonLeadVar(fMonSubWordLen(x, count, 1)),
80 fMonLeadVar(fMonSubWordLen(y, count, 1)));
81 }
82 // Compare generators
83 if((j = strcmp(fMonLeadVar(fMonSubWordLen(x, count, 1)),
84 fMonLeadVar(fMonSubWordLen(y, count, 1)))) < 0)
85 {
86 if(pl > 8) printf("x_is_less_than_y...\n");
87 return (Bool) 1;
88 }
89 else if(j > 0)
90 {
91 if(pl > 8) printf("y_is_less_than_x...\n");
92 return (Bool) 0;
93 }
94 count++;
95 }
96 }
97
98 // Limit now reached; return previously agreed solution

```

```

99 if(pl > 8) printf("Returning %i...\n", (int) back);
100 return back;
101 }
102
103 /*
104 * Function Name: fMonInvLex
105 *
106 * Overview: Returns 1 if 1st arg <={InvLex} 2nd arg
107 *
108 * Detail: Given two FMons x and y, this function
109 * compares the two monomials using the inverse lexicographic
110 * ordering, returning 1 if x < y and 0 if x >= y.
111 *
112 * Description of the InvLex ordering:
113 *
114 * x < y iff (working right-to-left) the first (say ith)
115 * letter on which x and y differ is
116 * such that x_i < y_i in the ordering of the variables.
117 *
118 * External Variables Required: int pl;
119 *
120 * Note: This code is based on L. Lambe's "fMonTLex" code.
121 */
122 Bool
123 fMonInvLex(x, y)
124 FMon x, y;
125 {
126 ULong lenx, leny, min, count = 0;
127 int j;
128 Bool back;
129
130 if(pl > 8) printf("Entered to compare x=%s with y=%s...\n", fMonToStr(x), fMonToStr(y));
131 if(x == (FMon) NULL) // If x is empty we only have to check that y is non-empty
132 {
133 if(pl > 8) printf("x is NULL so testing if y is NULL...\n");
134 return (Bool) (y != (FMon) NULL);
135 }
136 else if(y == (FMon) NULL) // If y is empty x cannot be less than it so just return 0
137 {
138 if(pl > 8) printf("y is NULL so returning 0...\n");
139 return (Bool) 0;
140 }
141 else // Both non-empty
142 {
143 lenx = fMonLength(x);
144 leny = fMonLength(y);
145
146 if(lenx < leny) // x has minimum length
147 {
148 min = lenx;
149 back = (Bool) 1; // If limit reached we know x < y so return 1
150 }
151 else // y has minimum length

```

```

152 {
153 min = leny;
154 back = (Bool) 0; // if limit reached we know x >= y so return 0
155 }
156
157 while(count < min) // For each generator
158 {
159 if(pl > 8)
160 {
161 printf("Comparing %s with %s\n", fMonLeadVar(fMonSubWordLen(x, lenx-count, 1)),
162 fMonLeadVar(fMonSubWordLen(y, leny-count, 1)));
163 }
164 // Compare generators _in reverse_
165 if((j = strcmp(fMonLeadVar(fMonSubWordLen(x, lenx-count, 1)),
166 fMonLeadVar(fMonSubWordLen(y, leny-count, 1)))) < 0)
167 {
168 if(pl > 8) printf("x is less than y... \n");
169 return (Bool) 1;
170 }
171 else if(j > 0)
172 {
173 if(pl > 8) printf("y is less than x... \n");
174 return (Bool) 0;
175 }
176 count++;
177 }
178 }
179
180 // Limit now reached; return previously agreed solution
181 if(pl > 8) printf("Returning %i... \n", (int) back);
182 return back;
183 }
184
185 /*
186 * Function Name: fMonDegRevLex
187 *
188 * Overview: Returns 1 if 1st arg <_{DegRevLex} 2nd arg
189 *
190 * Detail: Given two FMons x and y, this function
191 * compares the two monomials using the degree reverse lexicographic
192 * ordering, returning 1 if x < y and 0 if x >= y.
193 *
194 * Description of the DegRevLex ordering:
195 *
196 * x < y iff deg(x) < deg(y) or deg(x) = deg(y)
197 * and x <_{RevLex} y, that is, working right to left,
198 * the first (say ith) letter on which x and y differ is
199 * such that x_i > y_i in the ordering of the variables.
200 *
201 * External Variables Required: int pl;
202 *
203 * Note: This code is based on L. Lambe's "fMonTLex" code.
204 */

```

```

205 Bool
206 fMonDegRevLex(x, y)
207 FMon x, y;
208 {
209 ULong lenx, leny, count;
210 int j;
211
212 if(pl > 8) printf("Entered to compare x with y...\n", fMonToStr(x), fMonToStr(y));
213
214 if(x == (FMon) NULL) // If x is empty we only have to check that y is non-empty
215 {
216 if(pl > 8) printf("x is NULL so testing if y is NULL...\n");
217 return (Bool) (y != (FMon) NULL);
218 }
219 else if(y == (FMon) NULL) // If y is empty x cannot be less than it so just return 0
220 {
221 if(pl > 8) printf("y is NULL so returning 0...\n");
222 return (Bool) 0;
223 }
224 else // Both non-empty
225 {
226 lenx = fMonLength(x);
227 leny = fMonLength(y);
228
229 // In DegRevLex, compare the degrees first...
230 if(lenx < leny)
231 {
232 if(pl > 8) printf("x is less than y...\n");
233 return (Bool) 1;
234 }
235 else if(leny < lenx)
236 {
237 if(pl > 8) printf("y is less than x...\n");
238 return (Bool) 0;
239 }
240 else // The degrees are the same, now use RevLex...
241 {
242 count = lenx; // lenx is arbitrary (because lenx = leny)
243
244 while(count > 0) // Work in _reverse_
245 {
246 if(pl > 8)
247 {
248 printf("Comparing s with s\n", fMonLeadVar(fMonSubWordLen(x, count, 1)),
249 fMonLeadVar(fMonSubWordLen(y, count, 1)));
250 }
251 if((j = strcmp(fMonLeadVar(fMonSubWordLen(x, count, 1)),
252 fMonLeadVar(fMonSubWordLen(y, count, 1)))) > 0)
253 {
254 if(pl > 8) printf("x is less than y...\n");
255 return (Bool) 1;
256 }
257 else if(j < 0)

```

```

258 {
259 if(pl > 8) printf("y is less than x... \n");
260 return (Bool) 0;
261 }
262 count--;
263 }
264 }
265 }
266
267 // No differences found so monomials must be the same
268 if(pl > 8) printf("Same, returning 0... \n");
269 return (Bool) 0;
270 }
271
272 /*
273 * Function Name: fMonWreathProd
274 *
275 * Overview: Returns 1 if 1st arg <_{WreathProduct} 2nd arg
276 *
277 * Detail: Given two FMons x and y, this function
278 * compares the two monomials using the wreath product
279 * ordering, returning 1 if x < y and 0 if x >= y.
280 * This function is recursive.
281 *
282 * Description of the Wreath Product Ordering:
283 *
284 * Let the alphabet have a total order (e.g. a < b < ...)
285 * Count the number of occurrences of the highest weighted letter (e.g. z),
286 * the string with the most is bigger.
287 * If both strings have the same number of those letters, they can
288 * be written uniquely:
289 * s1 = x0 z x1 z x2 ... z xn
290 * s2 = y0 z y1 z y2 ... z yn
291 *
292 * Then s1 < s2 if
293 * x0 < y0 or
294 * x0 = y0 and x1 < y1, etc.
295 * (< = wreath product ordering 'on y'; iterate as needed)
296 *
297 * Examples:
298 * a^100 < aba^2 because 1 < b
299 * aba^2 < a^2ba because b = b and a < a^2
300 * a^2ba < b^2a because b < b^2
301 * b^2a < bab because b^2 = b^2 and 1 < a (s1 = 1b1ba and s2 = 1bab1)
302 * bab < ab^2 because b^2 = b^2 and 1 < a (s1 = 1bab1 and s2 = ab1b1)
303 *
304 * External Variables Required: int pl, nOfGenerators;
305 * Global Variables Used: int bigVar;
306 *
307 * Note: This code is based on L. Lambe's "fMonTLex" code.
308 */
309 Bool
310 fMonWreathProd(x, y)

```



```

311 FMon x, y;
312 {
313 FMonList xList = fMonListNul, yList = fMonListNul;
314 FMon xPad = fMonOne(), yPad = fMonOne(), xLetter, yLetter, bigMon;
315 ULong xCount = 0, yCount = 0, i = 0;
316
317 /*
318 * Note: the global variable 'bigVar' is used to keep
319 * track of the iteration depth. The algorithm is designed
320 * so that the value of bigVar is always returned to its
321 * original value (which is usually 1)
322 */
323
324 if(pl > 8) printf("Entered_fMonWreathProd_(%i)_to_compare_x=%s_with_y=%s...\n",
325 bigVar, fMonToStr(x), fMonToStr(y));
326
327 // Fail safe check – cannot have more iterations than generators;
328 // value 1 chosen by convention (in the case of equality)
329 if(!(nOfGenerators–bigVar >= 0)) return (Bool) 1;
330
331 // Deal with special cases first
332 if(x == (FMon) NULL) // If x is empty we only have to check that y is non–empty
333 {
334 if(pl > 8) printf("x_is_NULL_so_testing_if_y_is_NULL...\n");
335 return (Bool) (y != (FMon) NULL);
336 }
337 else if(y == (FMon) NULL) // If y is empty x cannot be less than it so just return 0
338 {
339 if(pl > 8) printf("y_is_NULL_so_returning_0...\n");
340 return (Bool) 0;
341 }
342 else if(fMonEqual(x, y) == (Bool) 1) // If x == y just return 0
343 {
344 if(pl > 8) printf("x=y_so_returning_0...\n");
345 return (Bool) 0;
346 }
347 else // Both non–empty and not equal
348 {
349 // Construct the generator for this iteration
350 bigMon = ASCIIMon((ULong) nOfGenerators – (ULong) bigVar + 1);
351
352 // Process x letter by letter, creating lists of intermediate terms
353 while(fMonIsOne(x) != (Bool) 1)
354 {
355 xLetter = fMonPrefix(x, 1); // Look at the first letter
356 if(fMonEqual(xLetter, bigMon) == (Bool) 1) // if xLetter == bigMon
357 {
358 xCount++; // Increase the number of elements in the list
359 xList = fMonListPush(xPad, xList);
360 xPad = fMonOne(); // Reset
361 }
362 else
363 {

```

```

364 xPad = fMonTimes(xPad, xLetter); // Build up next element
365 }
366 x = fMonSuffix(x, fMonLength(x) - 1); // Look at next letter
367 }
368 xList = fMonListPush(xPad, xList); // Flush out the remainder
369
370 // Process y letter by letter
371 while(fMonIsOne(y) != (Bool) 1)
372 {
373 yLetter = fMonPrefix(y, 1); // Look at the first letter
374 if(fMonEqual(yLetter, bigMon) == (Bool) 1) // if yLetter == bigMon
375 {
376 yCount++; // Increase the number of elements in the list
377 yList = fMonListPush(yPad, yList);
378 yPad = fMonOne(); // Reset
379 }
380 else
381 {
382 yPad = fMonTimes(yPad, yLetter); // Build up next element
383 }
384 y = fMonSuffix(y, fMonLength(y) - 1); // Look at next letter
385 }
386 yList = fMonListPush(yPad, yList); // Flush out the remainder
387
388 /*
389 * Assuming representations
390 * x = x0 z x1 z x2 ... z xn and
391 * y = y0 z y1 z y2 ... z ym,
392 *
393 * We now have
394 * xList = (xn, ..., x2, x1, x0),
395 * yList = (ym, ..., y2, y1, y0),
396 * and xCount and yCount hold the number of
397 * z's in x and y respectively.
398 *
399 */
400
401 // If xCount != yCount then we have a result...
402 if(xCount < yCount)
403 {
404 if(pl > 8) printf("x_has_less_of_the_highest_weighted_letter_so_returning_1...\n");
405 return (Bool) 1;
406 }
407 else if(xCount > yCount)
408 {
409 if(pl > 8) printf("x_has_more_of_the_highest_weighted_letter_so_returning_0...\n");
410 return (Bool) 0;
411 }
412 else // ...otherwise we have to look at the intermediate terms
413 {
414 // Reverse the lists to obtain
415 // xList = (x0, x1, x2, ..., xn) and
416 // yList = (y0, y1, y2, ..., yn)

```

```

417 xList = fMonListFXRev(xList);
418 yList = fMonListFXRev(yList);
419
420 // Increase the iteration value -- we will now compare the
421 // elements of the lists w.r.t. the next highest variable
422 bigVar++;
423 while(xList)
424 {
425 i++;
426 if(fMonWreathProd(xList -> first, yList -> first) == (Bool) 1)
427 {
428 if(pl > 8) printf("0n□component□%u,□x□<□y... \n", i);
429 bigVar--; // reset before return
430 return (Bool) 1;
431 }
432 else if(fMonWreathProd(yList -> first, xList -> first) == (Bool) 1)
433 {
434 if(pl > 8) printf("0n□component□%u,□y□<□x... \n", i);
435 bigVar--; // reset before return
436 return (Bool) 0;
437 }
438 else // (equal)
439 {
440 // Look at the next values in the sequence
441 xList = xList -> rest;
442 yList = yList -> rest;
443 }
444 }
445 /*
446 * Note: we should never reach this part of the code
447 * because we know that at least one list comparison
448 * will return a result (not all list comparisons will
449 * return 'equal' because we know by this stage that
450 * x is not equal to y). However we carry on for
451 * completion.
452 */
453 bigVar--; // Reset
454 }
455 }
456
457 printf("Executing□Unreachable□Code\n");
458 exit(EXIT_FAILURE);
459 return (Bool) 0;
460 }
461
462 /*
463 * =====
464 * Alphabet Manipulation Functions
465 * =====
466 */
467
468 /*
469 * Function Name: preProcess

```

```

470 *
471 * Overview: Substitutes ASCII generators for original generators in a list of polynomials
472 *
473 * Detail: This function takes a list of polynomials _originalPolys_
474 * in a set of generators _originalGenerators_ and returns the
475 * same set of polynomials in ASCII generators, where the first
476 * element of _originalGenerators_ is replaced by 'AAA', the
477 * second element by 'AAB', etc.
478 *
479 * For example, if _originalGenerators_ = (x, y, z) so that the
480 * generator order is $x < y < z$, and if _originalPolys_ = $(x*y-z, 4*x^2-5*z)$,
481 * the output list is (AAB*AAB-AAC, 4*AAA^2-5*AAAC).
482 *
483 */
484 FAlgList
485 preProcess(originalPolys, originalGenerators)
486 FAlgList originalPolys;
487 FMonList originalGenerators;
488 {
489 FAlgList newPolys = fAlgListNul;
490 FAlg oldPoly, newPoly, adder;
491 ULong i, oldPolySize, genLength, position;
492 FMon firstTermMon, newFirstTermMon, multiplier, gen;
493 QInteger firstTermCoef;
494
495 // Go through each polynomial in turn...
496 while(originalPolys)
497 {
498 oldPoly = originalPolys -> first; // Extract a polynomial
499 originalPolys = originalPolys -> rest;
500 oldPolySize = (ULong) fAlgNumTerms(oldPoly); // Obtain the number of terms
501 newPoly = fAlgZero(); // Initialise the new polynomial
502
503 for(i = 1; i <= oldPolySize; i++) // For each term in the polynomial
504 {
505 firstTermMon = fAlgLeadMonom(oldPoly); // Extract monomial
506 firstTermCoef = fAlgLeadCoef(oldPoly); // Extract coefficient
507 oldPoly = fAlgReductum(oldPoly); // Get ready to look at the next term
508 newFirstTermMon = fMonOne(); // Initialise the new monomial
509
510 // Go through each term replacing generators as required
511 while(fMonIsOne(firstTermMon) != (Bool) 1)
512 {
513 gen = fMonPrefix(firstTermMon, 1); // Take the first letter 'x'
514 position = fMonListPosition(gen, originalGenerators); // Find the position of the letter in the list
515 multiplier = ASCIIMon(position); // Obtain the ASCII generator corresponding to x
516 genLength = fMonLeadExp(firstTermMon); // Find the exponent 'a' as in x^a
517 // Multiply new monomial by (ASCII) x^a
518 newFirstTermMon = fMonTimes(newFirstTermMon, fMonPow(multiplier, genLength));
519 // Lose x^a from original monomial
520 firstTermMon = fMonSuffix(firstTermMon, fMonLength(firstTermMon) - genLength);
521 }
522

```

```

523 adder = fAlgMonom(firstTermCoef, newFirstTermMon); // Construct the new ASCII term
524 newPoly = fAlgPlus(newPoly, adder); // Add the new ASCII term to the output polynomial
525 }
526 newPolys = fAlgListPush(newPoly, newPolys); // Push new polynomial onto output list
527 }
528
529 // Return the reversed list (it was read in reverse)
530 return fAlgListFXRev(newPolys);
531 }
532
533 /*
534 * Function Name: postProcess
535 *
536 * Overview: Substitutes original generators for ASCII generators in a given polynomial
537 *
538 * Detail: This function takes a polynomial _oldPoly_ in ASCII generators
539 * and returns the same polynomial in a corresponding set of generators
540 * _originalGenerators_. The output is returned as a String
541 * in fAlgToStr(...) format.
542 *
543 * For example, if _originalGenerators_ = (x, y, z) so that the
544 * generator order is $x < y < z$, and if _oldPoly_ = $A*B - C^2$, then
545 * the output String is "x y - z^2".
546 *
547 */
548 String
549 postProcess(oldPoly, originalGenerators)
550 FAlg oldPoly;
551 FMonList originalGenerators;
552 {
553 FAlg adder;
554 Bool result;
555 FMon firstTermMon, gen, newFirstTermMon, multiplier;
556 QInteger firstTermCoef;
557 ULong i, match, oldPolySize, genLength;
558 String back = strNew();
559
560 sprintf(back, ""); // Initialise back
561
562 // Obtain the number of terms in the polynomial
563 oldPolySize = (ULong) fAlgNumTerms(oldPoly);
564
565 for(i = 1; i <= oldPolySize; i++) // For each term
566 {
567 firstTermMon = fAlgLeadMonom(oldPoly); // Obtain the lead monomial
568 firstTermCoef = fAlgLeadCoef(oldPoly); // Obtain the lead coefficient
569 result = qLess(firstTermCoef, qZero()); // Test if coefficient is -ve
570 oldPoly = fAlgReductum(oldPoly); // Get ready to look at the next term
571 newFirstTermMon = fMonOne(); // Initialise the new monomial
572
573 // Go through the term replacing generators as required
574 while(fMonIsOne(firstTermMon) != (Bool) 1)
575 {

```

```

576 gen = fMonPrefix(firstTermMon, 1); // Obtain the first letter 'x'
577 genLength = fMonLeadExp(firstTermMon); // Obtain 'a' as in x^a
578 // Calculate the ASCII value ('AAA' = 1, 'AAB' = 2, ...)
579 match = ASCIIVal(fMonToStr(gen));
580 multiplier = fMonListNumber(match, originalGenerators); // Find the original generator
581 multiplier = fMonPow(multiplier, genLength);
582 newFirstTermMon = fMonTimes(newFirstTermMon, multiplier); // Multiply new monomial by the original x^a
583 // Remove ASCII x^a from original monomial
584 firstTermMon = fMonSuffix(firstTermMon, fMonLength(firstTermMon) - genLength);
585 }
586
587 // Now add the term to the output string
588 if(i == 1) // First term
589 back = strConcat(back, fAlgToStr(fAlgMonom(firstTermCoef, newFirstTermMon)));
590 else // Must insert the correct sign (plus or minus)
591 {
592 if(result == 0) // Coefficient is +ve
593 {
594 adder = fAlgMonom(firstTermCoef, newFirstTermMon); // Construct the new term
595 back = strConcat(back, "_+");
596 back = strConcat(back, fAlgToStr(adder));
597 }
598 else // Coefficient is -ve
599 {
600 adder = fAlgMonom(qNegate(firstTermCoef), newFirstTermMon); // Construct the new term
601 back = strConcat(back, "_-");
602 back = strConcat(back, fAlgToStr(adder));
603 }
604 }
605 }
606
607 return back;
608 }
609
610 /*
611 * Function Name: postProcessParse
612 *
613 * Overview: As above but gives back its output in parse format
614 *
615 * Detail: This function takes a polynomial _oldPoly_ in ASCII generators
616 * and returns the same polynomial in a corresponding set of generators
617 * _originalGenerators_. The output is returned as a String in
618 * parse format (with asterisks).
619 *
620 * For example, if _originalGenerators_ = (x, y, z) so that the
621 * generator order is x < y < z, and if _oldPoly_ = A*B-C^2, then
622 * the output String is "x*y - z^2".
623 *
624 */
625 String
626 postProcessParse(oldPoly, originalGenerators)
627 FAlg oldPoly;
628 FMonList originalGenerators;

```

```

629 {
630 Short first = 1, written;
631 FMon firstTermMon, gen, multiplier;
632 QInteger firstTermCoef;
633 ULong i, match, oldPolySize, genLength;
634 String back = strNew();
635
636 sprintf(back, ""); // Initialise back
637
638 if(!oldPoly) // If input is NULL output the zero polynomial
639 {
640 back = strConcat(back, "0");
641 return back;
642 }
643
644 // Obtain the number of terms in the polynomial
645 oldPolySize = (ULong) fAlgNumTerms(oldPoly);
646
647 for(i = 1; i <= oldPolySize; i++) // For each term
648 {
649 // Assume to begin with that nothing has been added to
650 // the String regarding the term we are now looking at
651 written = 0;
652
653 // Break down a term of the polynomial into its pieces
654 firstTermMon = fAlgLeadMonom(oldPoly); // Obtain the lead monomial
655 firstTermCoef = fAlgLeadCoef(oldPoly); // Obtain the lead coefficient
656
657 if(qLess(firstTermCoef, qZero()) == (Bool) 1) // If the coefficient is -ve
658 {
659 if(first == 1) // If this is the first term encountered
660 {
661 first = 0; // Set to avoid this loop in future
662
663 // Note: there is no need for a space before the minus sign
664 back = strConcat(back, "-");
665 }
666 else // This is not the first term
667 {
668 // Separate two terms with a minus sign
669 back = strConcat(back, "_-");
670 }
671
672 // Now that we have written the negative sign we can make
673 // the coefficient positive
674 firstTermCoef = qNegate(firstTermCoef);
675 }
676 else // The coefficient is +ve
677 {
678 if(first == 1) // If this is the first term encountered
679 {
680 first = 0; // Set to avoid this loop in future
681

```

```

682 // Recall that there is no need to write out a plus
683 // sign for the first term in a polynomial
684 }
685 else // This is not the first term
686 {
687 // Separate two terms with a plus sign
688 back = strConcat(back, "_+");
689 }
690 }
691
692 if(qIsOne(firstTermCoef) != (Bool) 1) // If the coefficient is not one
693 {
694 written = 1; // Denote that we are going to write the coefficient to the String
695 if(fMonEqual(firstTermMon, fMonOne()) != (Bool) 1) // If the lead monomial is not 1
696 {
697 // Provide an asterisk to denote that the coefficient is
698 // multiplied by the monomial
699 back = strConcat(back, qToStr(firstTermCoef));
700 back = strConcat(back, "*");
701 }
702 else
703 {
704 // As the monomial is 1 there is no need to write the
705 // monomial out and we can just write out the coefficient
706 back = strConcat(back, qToStr(firstTermCoef));
707 }
708 }
709
710 // If the lead monomial is not one
711 if(fMonIsOne(firstTermMon) != (Bool) 1)
712 {
713 written = 1; // Denote that we are going to write the monomial to the String
714
715 // Go through the term replacing generators as required
716 while(firstTermMon)
717 {
718 gen = fMonPrefix(firstTermMon, 1); // Obtain the first letter 'x'
719 genLength = fMonLeadExp(firstTermMon); // Obtain 'a' as in x^a
720
721 // Calculate the ASCII value ('AAA' = 1, 'AAB' = 2, ...)
722 match = ASCIIVal(fMonToStr(gen));
723 multiplier = fMonListNumber(match, originalGenerators); // Find the original generator
724 multiplier = fMonPow(multiplier, genLength);
725
726 // Add multiplier onto the String
727 back = strConcat(back, fMonToStr(multiplier));
728
729 // Move the monomial onwards
730 firstTermMon = fMonSuffix(firstTermMon, fMonLength(firstTermMon) - genLength); // Remove ASCII x^a
731 if(firstTermMon) back = strConcat(back, "*");
732 }
733 }
734

```



```

735 // If the coefficient is 1 and the monomial is 1 and nothing
736 // has yet been written about this term, write "1" to the String
737 // (This is to catch the case where the term is -1)
738 if((qIsOne(firstTermCoef) == (Bool) 1)
739 && (fMonIsOne(firstTermMon) == (Bool) 1)
740 && (written == 0))
741 {
742 back = strConcat(back, "1");
743 }
744
745 oldPoly = fAlgReductum(oldPoly); // Get ready to look at the next term
746 }
747
748 return back;
749 }
750
751 /*
752 * Function Name: alphabetOptimise
753 *
754 * Overview: Adjusts the original generator order (1st arg) according to
755 * frequency of generators in 2nd arg
756 *
757 * Detail: Given an FMonList _oldGens_ storing the given generator
758 * order, this function optimises this order according to the
759 * frequency of the generators in the polynomial list _polys_.
760 * More specifically, the most frequently occurring generator
761 * is set to be the smallest generator, the second most frequently
762 * occurring generator is set to be the second smallest generator, ...
763 * For the reasoning behind this optimisation, see a paper called
764 * "A case where choosing a product order makes the
765 * calculations of a Groebner basis much faster" by
766 * Freyja Hreinsdottir (Journal of Symbolic Computation).
767 *
768 * Note: This function is designed to be used before the
769 * generators and polynomials are converted to ASCII order.
770 *
771 * External variables needed: int pl;
772 *
773 */
774 FMonList
775 alphabetOptimise(oldGens, polys)
776 FMonList oldGens;
777 FAlgList polys;
778 {
779 ULong i, j, letterLength, size = fMonListLength(oldGens), scores[size];
780 FMon monomial, letter, theLetters[size];
781 FAlg poly;
782 FMonList newGens = fMonListNul;
783
784 if(pl > 0)
785 {
786 printf("Old_Ordering_=");
787 fMonListDisplayOrder(oldGens);

```

```

788 printf("\n");
789 }
790
791 // Set up arrays
792 for(i = 0; i < size; i++)
793 {
794 theLetters[i] = oldGens -> first; // Transfer generator to array
795 oldGens = oldGens -> rest;
796 scores[i] = 0; // Initialise scores
797 }
798
799 // Analyse the generators found in each polynomial
800 while(polys)
801 {
802 poly = polys -> first; // Extract a polynomial
803 if(pl > 2) printf("Counting generators in poly %s\n", fAlgToStr(poly));
804 polys = polys -> rest;
805
806 while(poly) // For each term in the polynomial
807 {
808 monomial = fAlgLeadMonom(poly); // Extract the lead monomial
809 poly = fAlgReductum(poly);
810
811 while(fMonIsOne(monomial) != (Bool) 1)
812 {
813 letter = fMonPrefix(monomial, 1); // Take the first letter 'x'
814 letterLength = fMonLeadExp(monomial); // Find the exponent 'a' as in x^a
815 j = 0;
816 while(j < size) // Locate the letter in the generator array
817 {
818 if(fMonEqual(letter, theLetters[j]) == (Bool) 1)
819 {
820 // Match found, increase scores appropriately
821 scores[j] = scores[j] + letterLength;
822 j = size; // Shortcut search
823 }
824 else j++;
825 }
826 monomial = fMonSuffix(monomial, fMonLength(monomial) - letterLength); // Lose x^a from old monomial
827 }
828 }
829 }
830
831 if(pl > 0) // Provide some information on screen
832 {
833 printf("Frequencies = ");
834 for(i = 0; i < size; i++)
835 {
836 printf("%u, ", scores[size-1-i]);
837 }
838 printf("\n");
839 }
840

```

```

841 // Sort scores by a quicksort algorithm, adjusting the generators as we go along
842 alphabetArrayQuickSort(scores, theLetters, 0, size-1);
843
844 // Build up new alphabet
845 for(i = 1; i <= size; i++)
846 newGens = fMonListPush(theLetters[size-i], newGens);
847
848 if(pl > 0)
849 {
850 printf("New Ordering = ");
851 fMonListDisplayOrder(newGens);
852 printf("\n");
853 }
854
855 // Return the sorted alphabet list
856 return newGens;
857 }
858
859 /*
860 * =====
861 * Polynomial Manipulation Functions
862 * =====
863 */
864
865 /*
866 * Function Name: fMonDiv
867 *
868 * Overview: Returns all possible ways that 2nd arg divides 1st arg;
869 * 3rd arg = is division possible?
870 *
871 * Detail: Given two FMon _a_ and _b_, this function returns all possible
872 * ways that _b_ divides _a_ in the form of an FMonPairList. The third
873 * parameter _flag_ records whether or not (true/false) any divisions
874 * are possible. For example, if t = abdababc and b = ab, then the
875 * output FMonPairList is ((abdab, c), (abd, abc), (1, dababc)) and we
876 * set _flag_ = true.
877 *
878 * External variables needed: int pl;
879 *
880 */
881 FMonPairList
882 fMonDiv(t, b, flag)
883 FMon t, b;
884 Short *flag;
885 {
886 ULong i, tl, bl, diff;
887 FMonPairList back = (FMonPairList)theAllocFun(sizeof(*back));
888
889 back = fMonPairListNul; // Initialise the output list
890
891 *flag = false; // Assume there are no possible divisions to begin with
892 tl = fMonLength(t);
893 bl = fMonLength(b);

```

```

894
895 if(tl < bl) // There can be no possible divisions if |t| < |b|
896 {
897 return back;
898 }
899 else // Me must now consider each possibility in turn
900 {
901 diff = tl-bl;
902 for(i = 0; i <= diff; i++) // Working left to right
903 {
904 // Is the subword of t of length |b| starting at position i+1 equal to b?
905 if(fMonEqual(b, fMonSubWordLen(t, i+1, bl)) == (Bool) 1)
906 {
907 // Match found; push the left and right factors onto the output list
908 back = fMonPairListPush(fMonPrefix(t, i), fMonSuffix(t, tl-bl-i), back);
909 if(pl > 6) printf("i=%i : s=%s*(%s)*%s\n", i+1, fMonToStr(t),
910 fMonToStr(fMonPrefix(t, i)), fMonToStr(b), fMonToStr(fMonSuffix(t, tl-bl-i)));
911 }
912 }
913 }
914
915 // If we found some matches set _flag_ to be true
916 if(back) *flag = true;
917 return back; // Return the output list
918 }
919
920 /*
921 * Function Name: fMonDivFirst
922 *
923 * Overview: Returns the first way that 2nd arg divides 1st arg;
924 * 3rd arg = is division possible?
925 *
926 * Detail: Given two FMons _a_ and _b_, this function returns the first
927 * way that _b_ divides _a_ in the form of an FMonPairList. The third
928 * parameter _flag_ records whether or not (true/false) any divisions
929 * are possible. For example, if t = abdacabc and b = ab, then the
930 * output FMonPairList is ((1, dababc)) and we
931 * set _flag_ = true.
932 *
933 * External variables needed: int pl;
934 *
935 */
936 FMonPairList
937 fMonDivFirst(t, b, flag)
938 FMon t, b;
939 Short *flag;
940 {
941 ULong i, tl, bl, diff;
942 FMonPairList back = (FMonPairList)theAllocFun(sizeof(*back));
943
944 back = fMonPairListNul; // Initialise the output list
945
946 *flag = false; // Assume there are no possible divisions to begin with

```

```

947 tl = fMonLength(t);
948 bl = fMonLength(b);
949
950 if(tl < bl) // There can be no possible divisions if |t| < |b|
951 {
952 return back;
953 }
954 else // Me must now consider each possibility in turn
955 {
956 diff = tl-bl;
957 for(i = 0; i <= diff; i++) // Working left to right
958 {
959 // Is the subword of t of length |b| starting at position i+1 equal to b?
960 if(fMonEqual(b, fMonSubWordLen(t, i+1, bl)) == (Bool) 1)
961 {
962 // Match found; push the left and right factors onto the output list and return it
963 back = fMonPairListPush(fMonPrefix(t, i), fMonSuffix(t, tl-bl-i), back);
964 if(pl > 6) printf("i=%i : s=%s*(%s)*%s\n", i+1, fMonToStr(t),
965 fMonToStr(fMonPrefix(t, i)), fMonToStr(b), fMonToStr(fMonSuffix(t, tl-bl-i)));
966 *flag = true; // Indicate that we have found a match
967 return back;
968 }
969 }
970 }
971
972 return back; // Return the empty output list – no matches were found
973 }
974
975 /*
976 * Function Name: fMonOverlaps
977 *
978 * Overview: Finds all possible overlaps of 2 FMons
979 *
980 * Detail: Given two FMons, this function returns all
981 * possible ways in which the two monomials overlap.
982 * For example, if a = abcabc and b = cab, then
983 * the output FMonPairList is
984 * ((1, 1), (ab, c), (c, 1), (1, cabc), (1, ab), (abcab, 1))
985 * as in
986 * 1*(abcabc)*1 = ab*(cab)*c,
987 * c*(abcabc)*1 = 1*(cab)*cabc,
988 * 1*(abcabc)*ab = abcab*(cab)*1.
989 *
990 * External variables needed: int pl;
991 *
992 */
993 FMonPairList
994 fMonOverlaps(a, b)
995 FMon a, b;
996 {
997 FMon still, move;
998 Short type;
999 ULong la, lb, ls, lm, i;

```

```

1000 FMonPairList back = (FMonPairList)theAllocFun(sizeof(*back));
1001
1002 back = fMonPairListNul; // Initialise the output list
1003
1004 la = fMonLength(a);
1005 lb = fMonLength(b);
1006
1007 // Check for the trivial monomial
1008 if((la == 0) || (lb == 0)) return back;
1009
1010 // Determine which monomial has the greater length
1011 if(la < lb)
1012 {
1013 still = b; ls = lb;
1014 move = a; lm = la;
1015 type = 1; // Remember that |a| < |b|
1016 }
1017 else
1018 {
1019 still = a; ls = la;
1020 move = b; lm = lb;
1021 type = 2; // Remember that |a| >= |b|
1022 }
1023
1024 // First deal with prefix and suffix overlaps
1025 for(i = 1; i <= lm-1; i++)
1026 {
1027 // PREFIX overlap - is a prefix of still equal to a suffix of move?
1028 if(fMonEqual(fMonPrefix(still, i), fMonSuffix(move, i)) == (Bool) 1)
1029 {
1030 if(type == 1) // still = b, move = a
1031 {
1032 // Need to multiply a on the right and b on the left to construct the overlap
1033 back = fMonPairListPush(fMonPrefix(a, la-i), fMonOne(), back); // b
1034 back = fMonPairListPush(fMonOne(), fMonSuffix(b, lb-i), back); // a
1035 if(pl > 5) printf("LeftOverlapFound_for_(%s,%s):_(%s,%s,%s,%s)\n",
1036 fMonToStr(a), fMonToStr(b), fMonToStr(fMonOne()),
1037 fMonToStr(fMonSuffix(b, lb-i)), fMonToStr(fMonPrefix(a, la-i)),
1038 fMonToStr(fMonOne()));
1039 }
1040 else // still = a, move = b
1041 {
1042 // Need to multiply a on the left and b on the right to construct the overlap
1043 back = fMonPairListPush(fMonOne(), fMonSuffix(a, la-i), back); // b
1044 back = fMonPairListPush(fMonPrefix(b, lb-i), fMonOne(), back); // a
1045 if(pl > 5) printf("LeftOverlapFound_for_(%s,%s):_(%s,%s,%s,%s)\n",
1046 fMonToStr(a), fMonToStr(b), fMonToStr(fMonPrefix(b, lb-i)),
1047 fMonToStr(fMonOne()), fMonToStr(fMonOne()),
1048 fMonToStr(fMonSuffix(a, la-i)));
1049 }
1050 }
1051
1052 // SUFFIX overlap - is a suffix of still equal to a prefix of move?

```

```

1053 if(fMonEqual(fMonSuffix(still, i), fMonPrefix(move, i)) == (Bool) 1)
1054 {
1055 if(type == 1) // still = b, move = a
1056 {
1057 // Need to multiply a on the left and b on the right to construct the overlap
1058 back = fMonPairListPush(fMonOne(), fMonSuffix(a, la-i), back); // b
1059 back = fMonPairListPush(fMonPrefix(b, lb-i), fMonOne(), back); // a
1060 if(pl > 5) printf("RightOverlapFoundfor(%s,%s):(%s,%s,%s,%s)\n",
1061 fMonToStr(a), fMonToStr(b), fMonToStr(fMonPrefix(b, lb-i)),
1062 fMonToStr(fMonOne()), fMonToStr(fMonOne()),
1063 fMonToStr(fMonSuffix(a, la-i)));
1064 }
1065 else // still = a, move = b
1066 {
1067 // Need to multiply a on the right and b on the left to construct the overlap
1068 back = fMonPairListPush(fMonPrefix(a, la-i), fMonOne(), back); // b
1069 back = fMonPairListPush(fMonOne(), fMonSuffix(b, lb-i), back); // a
1070 if(pl > 5) printf("RightOverlapFoundfor(%s,%s):(%s,%s,%s,%s)\n",
1071 fMonToStr(a), fMonToStr(b), fMonToStr(fMonOne()),
1072 fMonToStr(fMonSuffix(b, lb-i)), fMonToStr(fMonPrefix(a, la-i)),
1073 fMonToStr(fMonOne()));
1074 }
1075 }
1076 }
1077
1078 // Subword overlaps
1079 for(i = 1; i <= ls-lm+1; i++)
1080 {
1081 if(fMonEqual(move, fMonSubWordLen(still, i, lm)) == (Bool) 1)
1082 {
1083 if(type == 1) // still = b, move = a
1084 {
1085 // Need to multiply a on the left and right to construct the overlap
1086 back = fMonPairListPush(fMonOne(), fMonOne(), back); // b
1087 back = fMonPairListPush(fMonPrefix(b, i-1), fMonSuffix(b, lb+1-i-lm), back); // a
1088 if(pl > 5) printf("MiddleOverlapFoundfor(%s,%s):(%s,%s,%s,%s)\n",
1089 fMonToStr(a), fMonToStr(b), fMonToStr(fMonPrefix(b, i-1)),
1090 fMonToStr(fMonSuffix(b, lb+1-i-lm)), fMonToStr(fMonOne()),
1091 fMonToStr(fMonOne()));
1092 }
1093 else // still = a, move = b
1094 {
1095 // Need to multiply b on the left and right to construct the overlap
1096 back = fMonPairListPush(fMonPrefix(a, i-1), fMonSuffix(a, la+1-i-lm), back); // b
1097 back = fMonPairListPush(fMonOne(), fMonOne(), back); // a
1098 if(pl > 5) printf("MiddleOverlapFoundfor(%s,%s):(%s,%s,%s,%s)\n",
1099 fMonToStr(a), fMonToStr(b), fMonToStr(fMonOne()),
1100 fMonToStr(fMonOne()), fMonToStr(fMonPrefix(a, i-1)),
1101 fMonToStr(fMonSuffix(a, la+1-i-lm)));
1102 }
1103 }
1104 }
1105

```

```

1106 return back;
1107 }
1108
1109 /*
1110 * Function Name: degInitial
1111 *
1112 * Overview: Returns the degree-based initial of a given polynomial
1113 *
1114 * Detail: Given a polynomial input, this function returns the
1115 * initial of that polynomial w.r.t. degree. In other words,
1116 * all terms of highest degree are returned.
1117 *
1118 */
1119 FAlg
1120 degInitial(input)
1121 FAlg input;
1122 {
1123 FAlg output = fAlgZero();
1124 ULong max = 0, next;
1125
1126 // If the input is trivial, the output is trivial
1127 if(input) return input;
1128
1129 // For each term in the input polynomial
1130 while(input)
1131 {
1132 // Find the degree of the next term in the polynomial
1133 next = fMonLength(fAlgLeadMonom(input));
1134
1135 // If we find a term of higher degree
1136 if(next > max)
1137 {
1138 // Set a new maximum
1139 max = next;
1140 // Start building up the output polynomial again
1141 output = fAlgLeadTerm(input);
1142 }
1143 // Else if we find a term of equal maximum degree
1144 else if(next == max)
1145 {
1146 // Add the term to the output polynomial
1147 output = fAlgPlus(output, fAlgLeadTerm(input));
1148 }
1149
1150 // Get ready to look at the next term of the input polynomial
1151 input = fAlgReductum(input);
1152 }
1153
1154 // Return the initial
1155 return output;
1156 }
1157
1158 /*

```



```

1159 * Function Name: fMonReverse
1160 *
1161 * Overview: Reverses a monomial
1162 *
1163 * Detail: Given a monomial $m = x_1x_2\dots x_n$, this
1164 * function returns the monomial $m' = x_nx_{n-1}\dots x_2x_1$.
1165 *
1166 */
1167 FMon
1168 fMonReverse(input)
1169 FMon output;
1170 {
1171 FMon output = fMonOne();
1172
1173 // For each variable in the input monomial
1174 while(input)
1175 {
1176 output = fMonTimes(fMonPrefix(input, 1), output);
1177 input = fMonRest(input);
1178 }
1179
1180 // Return the reversed monomial
1181 return output;
1182 }
1183
1184 /*
1185 * =====
1186 * Groebner Basis Functions
1187 * =====
1188 */
1189
1190 /*
1191 * Function Name: polyReduce
1192 *
1193 * Overview: Returns the normal form of a polynomial w.r.t. a list of polynomials
1194 *
1195 * Detail: Given an FAlg and an FAlgList, this function
1196 * divides the FAlg w.r.t. the FAlgList, returning the
1197 * normal form of the input polynomial w.r.t. the list.
1198 *
1199 * External Variables Required: int pl;
1200 * Global Variables Used: ULong nRed;
1201 *
1202 */
1203 FAlg
1204 polyReduce(poly, list)
1205 FAlg poly;
1206 FAlgList list;
1207 {
1208 ULong i, numRules = fAlgListLength(list);
1209 FAlg back = fAlgZero(), lead, upgrade, LHSA[numRules];
1210 FMon leadMonomial, leadLoopMonomial, LHSM[numRules];
1211 FMonPairList factors;

```

```

1212 QInteger leadQ, leadLoopQ, lcmQ, LHSQ[numRules];
1213 Short flag, toggle;
1214
1215 // Convert the input list of polynomials to an array and
1216 // create arrays of lead monomials and lead coefficients
1217 for(i = 0; i < numRules; i++)
1218 {
1219 if(pl > 5) printf("Poly %u= %s\n", i+1, fAlgToStr(list -> first));
1220 LHSA[i] = list -> first;
1221 LHSM[i] = fAlgLeadMonom(list -> first);
1222 LHSQ[i] = fAlgLeadCoef(list -> first);
1223 list = list -> rest;
1224 }
1225
1226 // We will now recursively reduce every term in the polynomial
1227 // until no more reductions are possible
1228 while(fAlgIsZero(poly) != (Bool) 1)
1229 {
1230 if(pl > 5) printf("Looking at Lead Term of %s\n", fAlgToStr(poly));
1231 toggle = 1; // Assume no reductions are possible to begin with
1232 lead = fAlgLeadTerm(poly);
1233 leadMonomial = fAlgLeadMonom(lead);
1234 leadQ = fAlgLeadCoef(lead);
1235 i = 0;
1236
1237 while(i < numRules) // For each polynomial in the list
1238 {
1239 leadLoopMonomial = LHSM[i]; // Pick a test monomial
1240 flag = false;
1241 // Does the ith polynomial divide our polynomial?
1242 factors = fMonDivFirst(leadMonomial, leadLoopMonomial, &flag);
1243
1244 if(flag == true) // i.e. leadMonomial = factors -> lft * leadLoopMonomial * factors -> rt
1245 {
1246 if(pl > 1) nRed++; // Increase the number of reductions carried out
1247 if(pl > 5) printf("Found %s= (%s) * (%s) * (%s)\n", fMonToStr(leadMonomial),
1248 fMonToStr(factors -> lft), fMonToStr(leadLoopMonomial),
1249 fMonToStr(factors -> rt));
1250 toggle = 0; // Indicate a reduction has been carried out to exit the loop
1251 leadLoopQ = LHSQ[i]; // Pick the divisor's leading coefficient
1252 lcmQ = AltLCMQInteger(leadQ, leadLoopQ); // Pick 'nice' cancelling coefficients
1253
1254 // Construct poly #i * -1 * coefficient to get lead terms the same
1255 upgrade = fAlgTimes(fAlgMonom(qOne(), factors -> lft), LHSA[i]);
1256 upgrade = fAlgTimes(upgrade, fAlgMonom(qNegate(qDivide(lcmQ, leadLoopQ)), factors -> rt));
1257
1258 // Add in poly * coefficient to cancel off the lead terms
1259 upgrade = fAlgPlus(upgrade, fAlgScaTimes(qDivide(lcmQ, leadQ), poly));
1260
1261 // We must also now multiply the current discarded remainder by a factor
1262 back = fAlgScaTimes(qDivide(lcmQ, leadQ), back);
1263 poly = upgrade; // In the next iteration, we will be reducing the new polynomial upgrade
1264 if(pl > 5) printf("New Word= %s; New Remainder= %s\n", fAlgToStr(poly), fAlgToStr(back));

```

```

1265 }
1266 if(toggle == 1) // The ith polynomial did not divide poly
1267 i++;
1268 else // A reduction was carried out, exit the loop
1269 i = numRules;
1270 }
1271
1272 if(toggle == 1) // No reductions were carried out; now look at the next term
1273 {
1274 // Add lead term to remainder and reduce the rest of the polynomial
1275 back = fAlgPlus(back, lead);
1276 poly = fAlgReductum(poly);
1277 if(pl > 5) printf("New Remainder = %s\n", fAlgToStr(poly));
1278 }
1279 }
1280
1281 return back; // Return the reduced and simplified polynomial
1282 }
1283
1284 /*
1285 * Function Name: minimalGB
1286 *
1287 * Overview: Minimises a given Groebner Basis
1288 *
1289 * Detail: Given an input Groebner Basis, this function
1290 * will eliminate from the basis any polynomials whose
1291 * lead monomials are multiples of some other lead
1292 * monomial.
1293 *
1294 * External variables required: int pl;
1295 *
1296 */
1297 FAlgList
1298 minimalGB(G)
1299 FAlgList G;
1300 {
1301 FAlgList G_Minimal = fAlgListNul, G_Copy = fAlgListCopy(G);
1302 ULong i, p, length = fAlgListLength(G);
1303 FMon checker[length];
1304 FMonPairList sink;
1305 Short flag, blackList[length];
1306
1307 // Create an array of lead monomials and initialise blackList
1308 // which will store which monomials are to be deleted from the basis
1309 for(i = 0; i < length; i++)
1310 {
1311 blackList[i] = 0;
1312 checker[i] = fAlgLeadMonom(G_Copy -> first);
1313 G_Copy = G_Copy -> rest;
1314 }
1315
1316 // Test divisibility of each monomial w.r.t all other monomials
1317 for(i = 0; i < length; i++)

```

```

1318 {
1319 p = 0;
1320 while(p < length)
1321 {
1322 // If p is different from i and p has not yet been 'deleted' from the basis
1323 if((p != i) && (blackList[p] != 1))
1324 {
1325 flag = false;
1326 sink = fMonDiv(checker[i], checker[p], &flag);
1327 if(flag == true) // poly i's lead term is a multiple of poly p's lead term
1328 {
1329 blackList[i] = 1; // Ensure polynomial i is deleted later on
1330 break; // Exit from the while loop
1331 }
1332 }
1333 p++;
1334 }
1335 }
1336
1337 // Push onto the output list elements not blacklisted
1338 for(i = 0; i < length; i++)
1339 {
1340 if(blackList[i] == 0) // Not to be deleted
1341 {
1342 G_Minimal = fAlgListPush(G -> first, G_Minimal);
1343 }
1344 G = G -> rest; // Advance the list
1345 }
1346
1347 // As it was constructed in reverse, we must reverse G_Minimal before returning it
1348 return fAlgListFXRev(G_Minimal);
1349 }
1350
1351 /*
1352 * Function Name: reducedGB
1353 *
1354 * Overview: Reduces each member of a Groebner Basis w.r.t. all other members
1355 *
1356 * Detail: Given a list of polynomials, this function takes each
1357 * member of the list in turn, reducing the polynomial w.r.t. all
1358 * other members of the basis.
1359 *
1360 * Note: This function does not check whether a polynomial reduces to
1361 * zero or not (we usually want to delete polynomials that reduce to
1362 * zero from our basis) – it is assumed that no member of the basis will
1363 * reduce to zero (which will be the case if we start with a minimal Groebner
1364 * Basis). Also, at the end of the algorithm, the total number of reductions
1365 * carried out during the *whole program* is reported if the print level
1366 * (pl) exceeds 1.
1367 *
1368 * External variables required: int pl;
1369 *
1370 */

```

```

1371 FAlgList
1372 reducedGB(GBasis)
1373 FAlgList GBasis;
1374 {
1375 FAlg poly;
1376 FAlgList back = fAlgListNul, old_G, new_G;
1377 ULong i, sizeOfInput = fAlgListLength(GBasis);
1378
1379 if(sizeOfInput > 1) // If |GBasis| > 1
1380 {
1381 i = 0; // i keeps track of which polynomial we are looking at
1382
1383 // Start by making a copy of G for processing
1384 old_G = fAlgListCopy(GBasis);
1385
1386 while(old_G) // For each polynomial
1387 {
1388 i++;
1389 poly = old_G -> first; // Extract a polynomial
1390 old_G = old_G -> rest; // Advance the list
1391 if(pl > 2) printf("\nLooking at element p = %s of basis\n", fAlgToStr(poly));
1392
1393 // Construct basis without 'poly' by appending
1394 // the remaining polynomials to the reduced polynomials
1395 new_G = fAlgListAppend(back, old_G);
1396
1397 poly = polyReduce(poly, new_G); // Reduce poly w.r.t. new_G
1398 poly = findGCD(poly); // Divide out by the GCD
1399
1400 if(pl > 2) printf("Reduced p to %s\n", fAlgToStr(poly));
1401 // Add the reduced polynomial to the list
1402 back = fAlgListAppend(back, fAlgListSingle(poly));
1403 }
1404 }
1405 else // else |GBasis| = 1 and there is no point in doing any reduction
1406 {
1407 return GBasis;
1408 }
1409
1410 // Report on the total number of reductions carried out during the *whole program*
1411 if(pl > 1) printf("Number of Reductions Carried out = %u\n", nRed);
1412
1413 return back;
1414 }
1415
1416 /*
1417 * Function Name: idealMembershipProblem
1418 *
1419 * Overview: Tests whether a given FAlg reduces to 0 using the given FAlgList
1420 *
1421 * Detail: Given a list of polynomials, this function tests whether
1422 * a given polynomial reduces to zero using this list. This is
1423 * done using a modified version of the function polyReduce in that

```



```

1477 toggle = 0; // Indicate a reduction has been carried out to exit the loop
1478 leadLoopQ = LHSQ[i]; // Pick the divisor's leading coefficient
1479 lcmQ = AltLCMQInteger(leadQ, leadLoopQ); // Pick 'nice' cancelling coefficients
1480
1481 // Construct poly #i * -1 * coefficient to get lead terms the same
1482 upgrade = fAlgTimes(fAlgMonom(qOne(), factors -> lft), LHSA[i]);
1483 upgrade = fAlgTimes(upgrade, fAlgMonom(qNegate(qDivide(lcmQ, leadLoopQ)), factors -> rt));
1484
1485 // Add in poly * coefficient to cancel off the lead terms
1486 upgrade = fAlgPlus(upgrade, fAlgScaTimes(qDivide(lcmQ, leadQ), poly));
1487
1488 // We must also now multiply the current discarded remainder by a factor
1489 back = fAlgScaTimes(qDivide(lcmQ, leadQ), back);
1490 poly = upgrade; // In the next iteration, we will be reducing the new polynomial upgrade
1491 if(pl > 5) printf("NewWord=%s; NewRemainder=%s\n", fAlgToStr(poly), fAlgToStr(back));
1492 }
1493 if(toggle == 1) // The ith polynomial did not divide poly
1494 i++;
1495 else // A reduction was carried out, exit the loop
1496 i = numRules;
1497 }
1498
1499 /*
1500 * If toggle == 1, this means that no rule simplified the lead term of 'poly'
1501 * so that we have encountered an irreducible monomial. In this case, the polynomial
1502 * we are reducing will not reduce to zero, so we can now return 0.
1503 */
1504 if(toggle == 1)
1505 return (Bool) 0;
1506 }
1507
1508 // If we reach here, the polynomial reduced to 0 so we return a positive result.
1509 return (Bool) 1;
1510 }
1511
1512 /*
1513 * =====
1514 * End of File
1515 * =====
1516 */

```

## B.2.8 list\_functions.h

```

1 /*
2 * File: list_functions.h
3 * Author: Gareth Evans
4 * Last Modified: 9th August 2005
5 */
6
7 // Initialise file definition
8 # ifndef LIST_FUNCTIONS_HDR
9 # define LIST_FUNCTIONS_HDR

```

```

10
11 // Include MSSRC Libraries
12 # include <fralg.h>
13
14 //
15 // External Variables Required
16 //
17
18 extern int pl; // Holds the "Print Level"
19
20 //
21 // Display Functions
22 //
23
24 // Displays an FMonList in the format l1\n l2\n l3\n...
25 void fMonListDisplay(FMonList);
26 // Displays an FMonList in the format l1 > l2 > l3...
27 void fMonListDisplayOrder(FMonList);
28 // Displays an FMonPairList in the format (l1, l2)\n (l3, l4)\n...
29 void fMonPairListMultDisplay(FMonPairList);
30 // Displays an FAlgList in the format p1\n p2\n p3\n...
31 void fAlgListDisplay(FAlgList);
32
33 //
34 // List Extraction Functions
35 //
36
37 // Returns the ith member of an FMonList (i = 1st arg)
38 FMon fMonListNumber(ULong, FMonList);
39 // Returns the ith member of an FMonPairList (i = 1st arg)
40 FMonPair fMonPairListNumber(ULong, FMonPairList);
41 // Returns the ith member of an FAlgList (i = 1st arg)
42 FAlg fAlgListNumber(ULong, FAlgList);
43
44 //
45 // List Membership Functions
46 //
47
48 // Does the FAlg appear in the FAlgList? (1 = yes)
49 Bool fAlgListIsMember(FAlg, FAlgList);
50
51 //
52 // List Position Functions
53 //
54
55 // Gives position of 1st appearance of FMon in FMonList
56 ULong fMonListPosition(FMon, FMonList);
57 // Gives position of 1st appearance of FAlg in FAlgList
58 ULong fAlgListPosition(FAlg, FAlgList);
59
60 //
61 // Sorting Functions
62 //

```



```

63
64 // Swaps 2 elements in arrays of ULongs and FMons
65 void alphabetArraySwap(ULong[], FMon[], ULong, ULong);
66 // Sorts an array of ULongs (largest first) and applies the same changes to the FMon array
67 void alphabetArrayQuickSort(ULong[], FMon[], ULong, ULong);
68 // Swaps 2 elements in arrays of FAlgs and FMons
69 void fAlgArraySwap(FAlg[], FMon[], ULong, ULong);
70 // Sorts an array of FAlgs using DegRevLex (largest first)
71 void fAlgArrayQuickSortDRL(FAlg[], FMon[], ULong, ULong);
72
73 // Sorts an array of FAlgs using theOrdFun (largest first)
74 void fAlgArrayQuickSortOrd(FAlg[], FMon[], ULong, ULong);
75 // Sorts an FAlgList (largest first)
76 FAlgList fAlgListSort(FAlgList, int);
77 // Swaps 2 elements in arrays of FMons, ULongs and ULongs
78 void multiplicativeArraySwap(FMon[], ULong[], ULong[], ULong, ULong);
79 // Sorts input data to OverlapDiv w.r.t. DegRevLex (largest first)
80 void multiplicativeQuickSort(FMon[], ULong[], ULong[], ULong, ULong);
81
82 //
83 // Insertion Sort Functions
84 //
85
86 // Insert into list according to DegRevLex
87 FAlgList fAlgListDegRevLexPush(FAlg, FAlgList);
88 // As above, but also returns the insertion position
89 FAlgList fAlgListDegRevLexPushPosition(FAlg, FAlgList, ULong *);
90 // Insert into list according to the current monomial ordering
91 FAlgList fAlgListNormalPush(FAlg, FAlgList);
92 // As above, but also returns the insertion position
93 FAlgList fAlgListNormalPushPosition(FAlg, FAlgList, ULong *);
94
95 //
96 // Deletion Functions
97 //
98
99 // Removes the (1st arg)-th element from the list
100 FMonList fMonListRemoveNumber(ULong, FMonList);
101 // Removes the (1st arg)-th element from the list
102 FMonPairList fMonPairListRemoveNumber(ULong, FMonPairList);
103 // Removes the (1st arg)-th element from the list
104 FAlgList fAlgListRemoveNumber(ULong, FAlgList);
105
106 //
107 // Normalising Functions
108 //
109
110 // Removes any fractions found in the FAlgList by scalar multiplication
111 FAlgList fAlgListRemoveFractions(FAlgList);
112
113 # endif // LIST_FUNCTIONS_HDR

```

**B.2.9 list\_functions.c**

```

1 /*
2 * File: list_functions.c
3 * Author: Gareth Evans, Chris Wensley
4 * Last Modified: 9th August 2005
5 */
6
7 /*
8 * =====
9 * Display Functions
10 * =====
11 */
12
13 /*
14 * Function Name: fMonListDisplay
15 *
16 * Overview: Displays an FMonList in the format l1\n l2\n l3\n...
17 *
18 * Detail: Given an FMonList, this function displays the
19 * elements of the list on screen in such a way that if the
20 * list is (for example) L = (l1, l2, l3, l4), the output is
21 *
22 * l1
23 * l2
24 * l3
25 * l4
26 *
27 */
28 void
29 fMonListDisplay(L)
30 FMonList L;
31 {
32 while(L)
33 {
34 printf("%s\n", fMonToStr(L -> first));
35 L = L -> rest;
36 }
37 }
38
39 /*
40 * Function Name: fMonListDisplayOrder
41 *
42 * Overview: Displays an FMonList in the format l1 < l2 < l3...
43 *
44 * Detail: Given an FMonList, this function displays the
45 * elements of the list on screen in such a way that if the
46 * list is (for example) L = (l1, l2, l3, l4), the output is
47 *
48 * l4 > l3 > l2 > l1
49 *
50 * External variables required: int pl;
51 *

```

```

52 */
53 void
54 fMonListDisplayOrder(L)
55 FMonList L;
56 {
57 ULong i = 1, j = fMonListLength(L);
58
59 L = fMonListRev(L);
60
61 while(L)
62 {
63 if(pl >= 1)
64 printf("%s", fMonToStr(L -> first));
65 if(pl > 1)
66 {
67 printf("␣(%s)", ASCIIstr(j + 1 - i));
68 i++;
69 }
70 L = L -> rest;
71 if(L) // If there is another element left provide a " > "
72 {
73 printf("␣>␣");
74 }
75 }
76 }
77
78 /*
79 * Function Name: fMonPairListMultDisplay
80 *
81 * Overview: Displays an FMonPairList in the format (l1, l2)\n (l3, l4)\n...
82 *
83 * Detail: Given an FMonPairList, this function displays the
84 * elements of the list on screen in such a way that if the
85 * list is (for example) L = ((l1, l2), (l3, l4), (l5, l6)), the output is
86 *
87 * (l1, l2)
88 * (l3, l4)
89 * (l5, l6)
90 *
91 * Remark: The "Mult" stands for multiplicative – this function is primarily
92 * used to display (Left, Right) multiplicative variables.
93 */
94 void
95 fMonPairListMultDisplay(L)
96 FMonPairList L;
97 {
98 while(L)
99 {
100 printf("(%s,␣%s)\n", fMonToStr(L -> lft), fMonToStr(L -> rt));
101 L = L -> rest;
102 }
103 }
104

```

```

105 /*
106 * Function Name: fAlgListDisplay
107 *
108 * Overview: Displays an FAlgList in the format p1\n p2\n p3\n...
109 *
110 * Detail: Given an FAlgList, this function displays the
111 * elements of the list on screen in such a way that if the
112 * list is (for example) L = (p1, p2, p3, p4), the output is
113 *
114 * p1
115 * p2
116 * p3
117 * p4
118 *
119 */
120 void
121 fAlgListDisplay(L)
122 FAlgList L;
123 {
124 while(L)
125 {
126 printf("%s\n", fAlgToStr(L -> first));
127 L = L -> rest;
128 }
129 }
130
131 /*
132 * =====
133 * List Extraction Functions
134 * =====
135 */
136
137 /*
138 * Function Name: fMonListNumber
139 *
140 * Overview: Returns the ith member of an FMonList (i = 1st arg)
141 *
142 * Detail: Given an FMonList, this function returns the
143 * ith member of that list, where i is the first argument _number_.
144 *
145 */
146 FMon
147 fMonListNumber(number, list)
148 ULong number;
149 FMonList list;
150 {
151 ULong i;
152 FMon back = newFMon();
153
154 for(i = 1; i < number; i++)
155 {
156 list = list -> rest; // Traverse list
157 }

```

```

158
159 back = list -> first;
160 return back;
161 }
162
163 /*
164 * Function Name: fMonPairListNumber
165 *
166 * Overview: Returns the ith member of an FMonPairList (i = 1st arg)
167 *
168 * Detail: Given an FMonPairList, this function returns the
169 * ith member of that list, where i is the first argument _number_.
170 *
171 */
172 FMonPair
173 fMonPairListNumber(number, list)
174 ULong number;
175 FMonPairList list;
176 {
177 FMonPair back;
178 ULong i;
179
180 for(i = 1; i < number; i++)
181 {
182 list = list -> rest; // Traverse list
183 }
184
185 back.lft = list -> lft;
186 back.rt = list -> rt;
187
188 return back;
189 }
190
191 /*
192 * Function Name: fAlgListNumber
193 *
194 * Overview: Returns the ith member of an FAlgList (i = 1st arg)
195 *
196 * Detail: Given an FAlgList, this function returns the
197 * ith member of that list, where i is the first argument _number_.
198 *
199 */
200 FAlg
201 fAlgListNumber(number, list)
202 ULong number;
203 FAlgList list;
204 {
205 ULong i;
206 FAlg back = newFAlg();
207
208 for(i = 1; i < number; i++)
209 {
210 list = list -> rest; // Traverse list

```

```

211 }
212
213 back = list -> first;
214 return back;
215 }
216
217 /*
218 * =====
219 * List Membership Functions
220 * =====
221 */
222
223 /*
224 * Function Name: fAlgListIsMember
225 *
226 * Overview: Does the FAlg appear in the FAlgList? (1 = yes)
227 *
228 * Detail: Given an FAlgList, this function tests whether
229 * a given FAlg appears in the list. This is done by
230 * moving through the list and checking each entry
231 * sequentially. Once a match is found, a positive result
232 * is returned; otherwise once we have gone through the
233 * entire list, a negative result is returned.
234 *
235 */
236 Bool
237 fAlgListIsMember(w, L)
238 FAlg w;
239 FAlgList L;
240 {
241 while(L)
242 {
243 if(fAlgEqual(w, L -> first) == (Bool) 1)
244 {
245 return (Bool) 1; // Match found
246 }
247 L = L -> rest;
248 }
249 return (Bool) 0; // No matches found
250 }
251
252 /*
253 * =====
254 * List Position Functions
255 * =====
256 */
257
258 /*
259 * Function Name: fMonListPosition
260 *
261 * Overview: Gives position of 1st appearance of FMon in FMonList
262 *
263 * Detail: Given an FMonList, this function returns the

```

```

264 * position of the first appearance of a given FMon in that
265 * list. If the FMon does not appear in the list,
266 * 0 is returned.
267 *
268 */
269 ULong
270 fMonListPosition(w, L)
271 FMon w;
272 FMonList L;
273 {
274 ULong pos = 0; // Current position in list
275
276 if(fMonListLength(L) == 0)
277 {
278 return (ULong) 0; // List is empty so no match
279 }
280 while(L) // While there are still elements in the list
281 {
282 pos++;
283 if(fMonEqual(w, L -> first) == (Bool) 1)
284 {
285 return pos; // Match found; return position
286 }
287 L = L -> rest;
288 }
289 return (ULong) 0; // No match found in the list
290 }
291
292 /*
293 * Function Name: fAlgListPosition
294 *
295 * Overview: Gives position of 1st appearance of FAlg in FAlgList
296 *
297 * Detail: Given an FAlgList, this function returns the
298 * position of the first appearance of a given FAlg in that
299 * list. If the FAlg does not appear in the list, 0 is returned.
300 *
301 */
302 ULong
303 fAlgListPosition(w, L)
304 FAlg w;
305 FAlgList L;
306 {
307 ULong pos = 0; // Current position in list
308
309 if(fAlgListLength(L) == 0)
310 {
311 return (ULong) 0; // List is empty so no match
312 }
313 while(L) // While there are still elements in the list
314 {
315 pos++;
316 if(fAlgEqual(w, L -> first) == (Bool) 1)

```

```

317 {
318 return pos; // Match found; return position
319 }
320 L = L -> rest;
321 }
322 return (ULong) 0; // No match found in the list
323 }
324
325 /*
326 * =====
327 * Sorting Functions
328 * =====
329 */
330
331 /*
332 * Function Name: alphabetArraySwap
333 *
334 * Overview: Swaps 2 elements in arrays of ULongs and FMons
335 *
336 * Detail: Given an array of ULongs and an array of FMons,
337 * this function swaps the ith and jth elements of both arrays.
338 *
339 */
340 void
341 alphabetArraySwap(array1, array2, i, j)
342 ULong array1[];
343 FMon array2[];
344 ULong i, j;
345 {
346 ULong swap1;
347 FMon swap2 = newFMon();
348
349 swap1 = array1[i];
350 swap2 = array2[i];
351 array1[i] = array1[j];
352 array2[i] = array2[j];
353 array1[j] = swap1;
354 array2[j] = swap2;
355 }
356
357 /*
358 * Function Name: alphabetArrayQuickSort
359 *
360 * Overview: Sorts an array of ULongs (largest first) and
361 * applies the same changes to the array of FMons
362 *
363 * Detail: Using a QuickSort algorithm, this function
364 * sorts an array of ULongs. The 3rd and 4th arguments
365 * are used to facilitate the recursive behaviour of
366 * the function -- the function should initially be called
367 * as alphabetArrayQuickSort(A, B, 0, |A|-1).
368 * It is assumed that |A| = |B| and the changes made to A
369 * during the algorithm are also applied to B.

```



```

370 *
371 * Reference: "The C Programming Language"
372 * by Brian W. Kernighan and Dennis M. Ritchie
373 * (Second Edition, 1988) Page 87.
374 *
375 */
376 void
377 alphabetArrayQuickSort(array1, array2, start, finish)
378 ULong array1[];
379 FMon array2[];
380 ULong start, finish;
381 {
382 ULong i, last;
383
384 if(start < finish)
385 {
386 alphabetArraySwap(array1, array2, start, (start + finish)/2); // Move partition elem
387 last = start; // to array[0]
388
389 for(i = start+1; i <= finish; i++) // Partition
390 {
391 if(array1[start] < array1[i])
392 {
393 alphabetArraySwap(array1, array2, ++last, i);
394 }
395 }
396 alphabetArraySwap(array1, array2, start, last); // Restore partition elem
397 if(last != 0)
398 {
399 if(start < last-1) alphabetArrayQuickSort(array1, array2, start, last-1);
400 }
401 if(last+1 < finish) alphabetArrayQuickSort(array1, array2, last+1, finish);
402 }
403 }
404
405 /*
406 * Function Name: fAlgArraySwap
407 *
408 * Overview: Swaps 2 elements in arrays of FAlgs and FMons
409 *
410 * Detail: Given an array of FAlgs and an associated array
411 * of FMons, this function swaps the ith and jth elements
412 * of the arrays.
413 *
414 */
415 void
416 fAlgArraySwap(polynomials, monomials, i, j)
417 FAlg polynomials[];
418 FMon monomials[];
419 ULong i, j;
420 {
421 FAlg swapA = newFAlg();
422 FMon swapM = newFMon();

```

```

423
424 swapA = polynomials[i];
425 swapM = monomials[i];
426 polynomials[i] = polynomials[j];
427 monomials[i] = monomials[j];
428 polynomials[j] = swapA;
429 monomials[j] = swapM;
430 }
431
432 /*
433 * Function Name: fAlgArrayQuickSortDRL
434 *
435 * Overview: Sorts an array of FAlgs using DegRevLex (largest first)
436 *
437 * Detail: Using a QuickSort algorithm, this function
438 * sorts an array of FAlgs by sorting on the associated array
439 * of FMon which store the lead monomials of the polynomials.
440 * The 3rd and 4th arguments are used to facilitate the recursive
441 * behaviour of the function -- the function should initially be
442 * called as fAlgArrayQuickSortDRL(A, B, 0, |A|-1).
443 *
444 * Reference: "The C Programming Language"
445 * by Brian W. Kernighan and Dennis M. Ritchie
446 * (Second Edition, 1988) Page 87.
447 *
448 */
449 void
450 fAlgArrayQuickSortDRL(polynomials, monomials, start, finish)
451 FAlg polynomials[];
452 FMon monomials[];
453 ULong start, finish;
454 {
455 ULong i, last;
456
457 if(start < finish)
458 {
459 fAlgArraySwap(polynomials, monomials, start, (start + finish)/2); // Move partition elem
460 last = start; // to array[0]
461
462 for(i = start+1; i <= finish; i++) // Partition
463 {
464 if(fMonDegRevLex(monomials[start], monomials[i]) == (Bool) 1)
465 {
466 fAlgArraySwap(polynomials, monomials, ++last, i);
467 }
468 }
469 fAlgArraySwap(polynomials, monomials, start, last); // Restore partition elem
470 if(last != 0)
471 {
472 if(start < last-1) fAlgArrayQuickSortDRL(polynomials, monomials, start, last-1);
473 }
474 if(last+1 < finish) fAlgArrayQuickSortDRL(polynomials, monomials, last+1, finish);
475 }

```

```

476 }
477
478 /*
479 * Function Name: fAlgArrayQuickSortOrd
480 *
481 * Overview: Sorts an array of FAlgs using theOrdFun (largest first)
482 *
483 * Detail: Using a QuickSort algorithm, this function
484 * sorts an array of FAlgs by sorting on the associated array
485 * of FMons which store the lead monomials of the polynomials.
486 * The 3rd and 4th arguments are used to facilitate the recursive
487 * behaviour of the function -- the function should initially be
488 * called as fAlgArrayQuickSortOrd(A, B, 0, |A|-1).
489 *
490 * Reference: "The C Programming Language"
491 * by Brian W. Kernighan and Dennis M. Ritchie
492 * (Second Edition, 1988) Page 87.
493 *
494 */
495 void
496 fAlgArrayQuickSortOrd(polynomials, monomials, start, finish)
497 FAlg polynomials[];
498 FMon monomials[];
499 ULong start, finish;
500 {
501 ULong i, last;
502
503 if(start < finish)
504 {
505 fAlgArraySwap(polynomials, monomials, start, (start + finish)/2); // Move partition elem
506 last = start; // to array[0]
507
508 for(i = start+1; i <= finish; i++) // Partition
509 {
510 if(theOrdFun(monomials[start], monomials[i]) == (Bool) 1)
511 {
512 fAlgArraySwap(polynomials, monomials, ++last, i);
513 }
514 }
515 fAlgArraySwap(polynomials, monomials, start, last); // Restore partition elem
516 if(last != 0)
517 {
518 if(start < last-1) fAlgArrayQuickSortOrd(polynomials, monomials, start, last-1);
519 }
520 if(last+1 < finish) fAlgArrayQuickSortOrd(polynomials, monomials, last+1, finish);
521 }
522 }
523
524 /*
525 * Function Name: fAlgListSort
526 *
527 * Overview: Sorts an FAlgList (largest first)
528 *

```

```

529 * Detail: This function sorts an FAlgList by
530 * converting the list to an array, sorting the array
531 * with a QuickSort algorithm, and converting
532 * the array back to an FAlgList which is then returned.
533 *
534 */
535 FAlgList
536 fAlgListSort(L, type)
537 FAlgList L;
538 int type;
539 {
540 FAlgList back = fAlgListNul;
541 ULong length = fAlgListLength(L), i;
542 FAlg polynomials[length];
543 FMon monomials[length];
544
545 // Check for empty list or singleton list
546 if((!L) || (length == 1)) return L;
547
548 // Transfer elements into array
549 for(i = 0; i < length; i++)
550 {
551 polynomials[i] = L -> first;
552 monomials[i] = fAlgLeadMonom(L -> first);
553 L = L -> rest;
554 }
555
556 // Sort the array (smallest -> largest)
557 if(type == 1) // Sort by DegRevLex
558 fAlgArrayQuickSortDRL(polynomials, monomials, 0, length-1);
559 else // Sort by theOrdFun
560 fAlgArrayQuickSortOrd(polynomials, monomials, 0, length-1);
561
562 // Transfer elements back *in reverse* onto an FAlgList
563 for(i = length; i >= 1; i--)
564 {
565 back = fAlgListPush(polynomials[i-1], back);
566 }
567
568 // Return the sorted list
569 return back;
570 }
571
572 /*
573 * Function Name: multiplicativeArraySwap
574 *
575 * Overview: Swaps 2 elements in arrays of FMons, ULongs and ULongs
576 *
577 * Detail: Given an array of FMons and two associated arrays
578 * of ULongs, this function swaps the ith and jth elements
579 * of the arrays.
580 *
581 */

```

```

582 void
583 multiplicativeArraySwap(monomials, lengths, positions, i, j)
584 FMon monomials[];
585 ULong lengths[], positions[], i, j;
586 {
587 FMon swapM = newFMon();
588 ULong swapU1, swapU2;
589
590 swapM = monomials[i];
591 swapU1 = lengths[i];
592 swapU2 = positions[i];
593 monomials[i] = monomials[j];
594 lengths[i] = lengths[j];
595 positions[i] = positions[j];
596 monomials[j] = swapM;
597 lengths[j] = swapU1;
598 positions[j] = swapU2;
599 }
600
601 /*
602 * Function Name: multiplicativeQuickSort
603 *
604 * Overview: Sorts input data to OverlapDiv w.r.t. DegRevLex (largest first)
605 *
606 * Detail: Using a QuickSort algorithm, this function
607 * sorts an array of FMons w.r.t. DegRevLex and applies the same
608 * changes to two associated arrays of ULongs.
609 * The 4th and 5th arguments are used to facilitate the recursive
610 * behaviour of the function -- the function should initially be
611 * called as multiplicativeQuickSort(A, B, C, 0, |A|-1).
612 *
613 * Reference: "The C Programming Language"
614 * by Brian W. Kernighan and Dennis M. Ritchie
615 * (Second Edition, 1988) Page 87.
616 *
617 */
618 void
619 multiplicativeQuickSort(monomials, lengths, positions, start, finish)
620 FMon monomials[];
621 ULong lengths[], positions[], start, finish;
622 {
623 ULong i, last;
624
625 if(start < finish)
626 {
627 // Move partition elem to array[0]
628 multiplicativeArraySwap(monomials, lengths, positions, start, (start + finish)/2);
629 last = start;
630
631 for(i = start+1; i <= finish; i++) // Partition
632 {
633 if(fMonDegRevLex(monomials[start], monomials[i]) == (Bool) 1)
634 {

```

```

635 multiplicativeArraySwap(monomials, lengths, positions, ++last, i);
636 }
637 }
638 multiplicativeArraySwap(monomials, lengths, positions, start, last); // Restore partition elem
639 if(last != 0)
640 {
641 if(start < last-1) multiplicativeQuickSort(monomials, lengths, positions, start, last-1);
642 }
643 if(last+1 < finish) multiplicativeQuickSort(monomials, lengths, positions, last+1, finish);
644 }
645 }
646
647 /*
648 * =====
649 * Insertion Sort Functions
650 * =====
651 */
652
653 /*
654 * Function Name: fAlgListDegRevLexPush
655 *
656 * Overview: Insert into list according to DegRevLex
657 *
658 * Detail: This functions inserts the polynomial _poly_
659 * into the FAlgList _input_ so that the list remains
660 * sorted by DegRevLex (largest first).
661 *
662 */
663 FAlgList
664 fAlgListDegRevLexPush(poly, input)
665 FAlg poly;
666 FAlgList input;
667 {
668 FAlgList output = fAlgListNul; // Initialise the return list
669 FMon lead = fAlgLeadMonom(poly);
670
671 if(!input) // If there is nothing in the input list
672 {
673 // Return a singleton list
674 return fAlgListSingle(poly);
675 }
676 else
677 {
678 // While the next element in the list is larger than _lead_
679 while((fAlgListLength(input) > 0)
680 && (fMonDegRevLex(lead, fAlgLeadMonom(input -> first)) == (Bool) 1))
681 {
682 // Push the list element onto the output list
683 output = fAlgListPush(input -> first, output);
684 input = input -> rest; // Advance the list
685 }
686 // Now push the new element onto the list
687 output = fAlgListPush(poly, output);

```

```

688 // Reverse the output list (it was constructed in reverse)
689 output = fAlgListFXRev(output);
690 // If there is anything left in the input list, tag it onto the output list
691 if(input) output = fAlgListAppend(output, input);
692
693 return output;
694 }
695 }
696
697 /*
698 * Function Name: fAlgListDegRevLexPushPosition
699 *
700 * Overview: As above, but also returns the insertion position
701 *
702 * Detail: This functions inserts the polynomial _poly_
703 * into the FAlgList _input_ so that the list remains
704 * sorted by DegRevLex (largest first). The position in
705 * which the insertion took place is placed in the
706 * variable _pos_.
707 *
708 */
709 FAlgList
710 fAlgListDegRevLexPushPosition(poly, input, pos)
711 FAlg poly;
712 FAlgList input;
713 ULong *pos;
714 {
715 FAlgList output = fAlgListNul; // Initialise the return list
716 FMon lead = fAlgLeadMonom(poly);
717 ULong position = 1;
718
719 if(!input) // If there is nothing in the input list
720 {
721 *pos = 1; // Inserted into the first position
722 // Return a singleton list
723 return fAlgListSingle(poly);
724 }
725 else
726 {
727 // While the next element in the list is larger than _lead_
728 while((fAlgListLength(input) > 0)
729 && (fMonDegRevLex(lead, fAlgLeadMonom(input -> first)) == (Bool) 1))
730 {
731 // Push the list element onto the output list
732 output = fAlgListPush(input -> first, output);
733 input = input -> rest; // Advance the list
734 position++; // Increment the insertion position
735 }
736 // We now know the insertion position
737 *pos = position;
738 // Push the new element onto the list
739 output = fAlgListPush(poly, output);
740 // Reverse the output list (it was constructed in reverse)

```

```

741 output = fAlgListFXRev(output);
742 // If there is anything left in the input list, tag it onto the output list
743 if(input) output = fAlgListAppend(output, input);
744
745 return output;
746 }
747 }
748
749 /*
750 * Function Name: fAlgListNormalPush
751 *
752 * Overview: Insert into list according to the current monomial ordering
753 *
754 * Detail: This functions inserts the polynomial _poly_
755 * into the FAlgList _input_ so that the list remains
756 * sorted by the current monomial ordering (largest first).
757 *
758 */
759 FAlgList
760 fAlgListNormalPush(poly, input)
761 FAlg poly;
762 FAlgList input;
763 {
764 FAlgList output = fAlgListNul; // Initialise the return list
765 FMon lead = fAlgLeadMonom(poly);
766
767 if(!input) // If there is nothing in the input list
768 {
769 // Return a singleton list
770 return fAlgListSingle(poly);
771 }
772 else
773 {
774 // While the next element in the list is larger than _lead_
775 while((fAlgListLength(input) > 0)
776 && (theOrdFun(lead, fAlgLeadMonom(input -> first)) == (Bool) 1))
777 {
778 // Push the list element onto the output list
779 output = fAlgListPush(input -> first, output);
780 input = input -> rest; // Advance the list
781 }
782 // Now push the new element onto the list
783 output = fAlgListPush(poly, output);
784 // Reverse the output list (it was constructed in reverse)
785 output = fAlgListFXRev(output);
786 // If there is anything left in the input list, tag it onto the output list
787 if(input) output = fAlgListAppend(output, input);
788
789 return output;
790 }
791 }
792
793 /*

```



```

794 * Function Name: fAlgListNormalPushPosition
795 *
796 * Overview: As above, but also returns the insertion position
797 *
798 * Detail: This functions inserts the polynomial _poly_
799 * into the FAlgList _input_ so that the list remains
800 * sorted by the current monomial ordering (largest first).
801 * The position in which the insertion took place is placed
802 * in the variable _pos_.
803 *
804 */
805 FAlgList
806 fAlgListNormalPushPosition(poly, input, pos)
807 FAlg poly;
808 FAlgList input;
809 ULong *pos;
810 {
811 FAlgList output = fAlgListNul; // Initialise the return list
812 FMon lead = fAlgLeadMonom(poly);
813 ULong position = 1;
814
815 if(linput) // If there is nothing in the input list
816 {
817 *pos = 1; // Inserted into the first position
818 // Return a singleton list
819 return fAlgListSingle(poly);
820 }
821 else
822 {
823 // While the next element in the list is larger than _lead_
824 while((fAlgListLength(input) > 0)
825 && (theOrdFun(lead, fAlgLeadMonom(input -> first)) == (Bool) 1))
826 {
827 // Push the list element onto the output list
828 output = fAlgListPush(input -> first, output);
829 input = input -> rest; // Advance the list
830 position++; // Increment the insertion position
831 }
832 // We now know the insertion position
833 *pos = position;
834 // Push the new element onto the list
835 output = fAlgListPush(poly, output);
836 // Reverse the output list (it was constructed in reverse)
837 output = fAlgListFXRev(output);
838 // If there is anything left in the input list, tag it onto the output list
839 if(input) output = fAlgListAppend(output, input);
840
841 return output;
842 }
843 }
844
845 /*
846 * =====

```

```

847 * Deletion Functions
848 * =====
849 */
850
851 /*
852 * Function Name: fMonListRemoveNumber
853 *
854 * Overview: Removes the (1st arg)-th element from the list
855 *
856 * Detail: Given an FMonList _list_, this function removes
857 * from _list_ the element in position _number_.
858 *
859 */
860 FMonList
861 fMonListRemoveNumber(number, list)
862 ULong number;
863 FMonList list;
864 {
865 FMonList output = fMonListNul;
866 ULong i;
867
868 for(i = 1; i < number; i++)
869 {
870 // Push the first (number-1) elements onto the list
871 output = fMonListPush(list -> first, output);
872 list = list -> rest;
873 }
874
875 // Delete the number-th element by skipping past it
876 list = list -> rest;
877
878 // Push the remaining elements onto the list
879 while(list)
880 {
881 output = fMonListPush(list -> first, output);
882 list = list -> rest;
883 }
884
885 // Return the reversed list (it was constructed in reverse)
886 return fMonListFXRev(output);
887 }
888
889 /*
890 * Function Name: fMonPairListRemoveNumber
891 *
892 * Overview: Removes the (1st arg)-th element from the list
893 *
894 * Detail: Given an FMonPairList _list_, this function removes
895 * from _list_ the element in position _number_.
896 *
897 */
898 FMonPairList
899 fMonPairListRemoveNumber(number, list)

```

```

900 ULong number;
901 FMonPairList list;
902 {
903 FMonPairList output = fMonPairListNul;
904 ULong i;
905
906 for(i = 1; i < number; i++)
907 {
908 // Push the first (number-1) elements onto the list
909 output = fMonPairListPush(list -> lft, list -> rt, output);
910 list = list -> rest;
911 }
912
913 // Delete the number-th element by skipping past it
914 list = list -> rest;
915
916 // Push the remaining elements onto the list
917 while(list)
918 {
919 output = fMonPairListPush(list -> lft, list -> rt, output);
920 list = list -> rest;
921 }
922
923 // Return the reversed list (it was constructed in reverse)
924 return fMonPairListFXRev(output);
925 }
926
927 /*
928 * Function Name: fAlgListRemoveNumber
929 *
930 * Overview: Removes the (1st arg)-th element from the list
931 *
932 * Detail: Given an FAlgList _list_, this function removes
933 * from _list_ the element in position _number_.
934 *
935 */
936 FAlgList
937 fAlgListRemoveNumber(number, list)
938 ULong number;
939 FAlgList list;
940 {
941 FAlgList output = fAlgListNul;
942 ULong i;
943
944 for(i = 1; i < number; i++)
945 {
946 // Push the first (number-1) elements onto the list
947 output = fAlgListPush(list -> first, output);
948 list = list -> rest;
949 }
950
951 // Delete the number-th element by skipping past it
952 list = list -> rest;

```

```

953
954 // Push the remaining elements onto the list
955 while(list)
956 {
957 output = fAlgListPush(list -> first, output);
958 list = list -> rest;
959 }
960
961 // Return the reversed list (it was constructed in reverse)
962 return fAlgListFXRev(output);
963 }
964
965 /*
966 * =====
967 * Normalising Functions
968 * =====
969 */
970
971 /*
972 * Function Name: fAlgListRemoveFractions
973 *
974 * Overview: Removes any fractions found in the FAlgList by scalar multiplication
975 *
976 * Detail: Given a list of polynomials, this function analyses
977 * each polynomial in turn, multiplying a polynomial by an
978 * appropriate integer if a fractional coefficient is
979 * found for any term in the polynomial. For example, if one
980 * polynomial in the list is (2/3)xy + (1/5)x + 2y,
981 * then the polynomial is multiplied by 3*5 = 15 to remove
982 * the fractional coefficients, and the output polynomial
983 * is therefore 10xy + 3x + 30y.
984 *
985 */
986 FAlgList
987 fAlgListRemoveFractions(input)
988 FAlgList input;
989 {
990 FAlgList output = fAlgListNul;
991 FAlg p, LTp, new;
992 Integer denominator;
993
994 while(input) // For each polynomial in the list
995 {
996 p = input -> first; // Extract a polynomial
997 input = input -> rest; // Advance the list
998
999 new = fAlgZero(); // Initialise the new polynomial
1000 while(p) // For each term of the polynomial p
1001 {
1002 LTp = fAlgLeadTerm(p); // Extract the lead term
1003 p = fAlgReductum(p); // Advance the polynomial
1004
1005 denominator = fAlgLeadCoef(LTp) -> den; // Extract the denominator

```

```

1006 if(zIsOne(denominator) == 0) // If the denominator is not 1
1007 {
1008 // Multiply the whole polynomial by the denominator
1009 if(p) p = fAlgZScaTimes(denominator, p); // Still to be looked at
1010 LTp = fAlgZScaTimes(denominator, LTp); // Looking at
1011 new = fAlgZScaTimes(denominator, new); // Looked at
1012 }
1013 new = fAlgPlus(new, LTp); // Add the term to the output polynomial
1014 }
1015 output = fAlgListPush(new, output); // Add the new polynomial to the output list
1016 }
1017
1018 // The new list was read in reverse so we must reverse it before returning it
1019 return fAlgListFXRev(output);
1020 }
1021
1022 /*
1023 * =====
1024 * End of File
1025 * =====
1026 */

```

## B.2.10 ncinv\_functions.h

```

1 /*
2 * File: ncinv_functions.h
3 * Author: Gareth Evans
4 * Last Modified: 6th July 2005
5 */
6
7 // Initialise file definition
8 # ifndef NCINV_FUNCTIONS_HDR
9 # define NCINV_FUNCTIONS_HDR
10
11 // Include MSSRC Libraries
12 # include <fralg.h>
13
14 //
15 // External Variables Required
16 //
17
18 extern ULong nOfProlongations, // Stores the number of prolongations calculated
19 nRed; // Stores how many reductions have been performed
20 extern int degRestrict, // Determines whether or not prolongations are restricted by degree
21 EType, // Stores the type of Overlap Division
22 IType, // Stores the involutive division used
23 nOfGenerators, // Holds the number of generators
24 pl, // Holds the "Print Level"
25 SType, // Determines how the basis is sorted
26 MType; // Determines involutive division method
27
28 //

```

```

29 // Functions Defined in ncinv_functions.c
30 //
31
32 //
33 // Overlap Functions
34 //
35
36 // Returns the union of (non-)multiplicative variables (1st arg) and a generator (2nd arg)
37 FMon multiplicativeUnion(FMon, FMon);
38 // Does the generator (1st arg) appear in the list of multiplicative variables (2nd arg)?
39 int fMonIsMultiplicative(FMon, FMon);
40 // Does the 1st arg appear as a subword in the 2nd arg (yes (1)/no (0))
41 int fMonIsSubword(FMon, FMon);
42 // Is the 1st arg a subword of the 2nd arg; if so, return start pos in 2nd arg
43 ULong fMonSubwordOf(FMon, FMon, ULong);
44
45 // Returns size of smallest overlap of type (suffix of 1st arg = prefix of 2nd arg)
46 ULong fMonPrefixOf(FMon, FMon, ULong, ULong);
47 // Returns size of smallest overlap of type (prefix of 1st arg = suffix of 2nd arg)
48 ULong fMonSuffixOf(FMon, FMon, ULong, ULong);
49
50 //
51 // Multiplicative Variables Functions
52 //
53
54 // Returns no ('empty') multiplicative variables
55 void EMultVars(FMon, ULong *, ULong *);
56 // All variables left mult., no variables right mult.
57 void LMultVars(FMon, ULong *, ULong *);
58 // All variables right mult., no variables left mult.
59 void RMultVars(FMon, ULong *, ULong *);
60 // Returns local overlap-based multiplicative variables
61 FMonPairList OverlapDiv(FAlgList);
62
63 //
64 // Polynomial Reduction and Basis Completion Functions
65 //
66
67 // Reduces 1st arg w.r.t. 2nd arg (list) and 3rd arg (vars)
68 FAlg IPolyReduce(FAlg, FAlgList, FMonPairList);
69 // Autoreduces an FAlgList recursively until no more reductions are possible
70 FAlgList IAutoreduceFull(FAlgList);
71 // Implements Seiler's original algorithm for computing locally involutive bases
72 FAlgList Seiler(FAlgList);
73 // Implements Gerdt's advanced algorithm for computing locally involutive bases
74 FAlgList Gerdt(FAlgList);
75
76 # endif // NCINV_FUNCTIONS_HDR

```

## B.2.11 ncinv\_functions.c

```
1 /*
```

```

2 * File: ncinv_functions.c
3 * Author: Gareth Evans
4 * Last Modified: 10th August 2005
5 */
6
7 /*
8 * =====
9 * Global Variables for ncinv_functions.c
10 * =====
11 */
12
13 int headReduce = 0; // Controls type of polynomial reduction
14 ULong d, // Stores the bound on the restriction of prolongations
15 twod; // Stores 2*d for efficiency
16
17 /*
18 * =====
19 * Overlap Functions
20 * =====
21 */
22
23 /*
24 * Function Name: multiplicativeUnion
25 *
26 * Overview: Returns the union of (non-)multiplicative variables
27 * (1st arg) and a generator (2nd arg)
28 *
29 * Detail: This function inserts a generator into a monomial representing
30 * (non-)multiplicative variables so that the ASCII ordering of the
31 * monomial is preserved. For example, if a = A*B*C*E*F and b = D,
32 * then the output monomial is A*B*C*D*E*F.
33 *
34 */
35 FMon
36 multiplicativeUnion(a, b)
37 FMon a, b;
38 {
39 FMon output = fMonOne();
40 ULong test, insert = ASCIIVal(fMonLeadVar(b)),
41 len = fMonLength(a);
42
43 // If a is empty there is no problem - we just return b
44 if(!a) return b;
45 else
46 {
47 // Go through each generator in a
48 while(len > 0)
49 {
50 len--;
51 // Obtain the numerical value of the first generator
52 test = ASCIIVal(fMonLeadVar(a));
53
54 if(test < insert) // We must skip past this generator

```

```

55 output = fMonTimes(output, fMonPrefix(a, 1));
56 else if(test == insert) // b is already in a so we just return the _original_ a
57 return fMonTimes(output, a);
58 else // We insert b in this position and tag on the remainder
59 return fMonTimes(output, fMonTimes(b, a));
60
61 // Get ready to look at the next generator
62 a = fMonTailFac(a);
63 }
64 }
65
66 // Deal with the case "insert > {everything in a}"
67 return fMonTimes(output, b);
68 }
69
70 /*
71 * Function Name: fMonIsMultiplicative
72 *
73 * Overview: Does the generator _a_ appear in the list of multiplicative variables _b_?
74 *
75 * Detail: Given a generator _a_, this function tests to see whether
76 * _a_ appears in a list of multiplicative variables _b_.
77 *
78 */
79 int
80 fMonIsMultiplicative(a, b)
81 FMon a, b;
82 {
83 ULong lenb = fMonLength(b), i;
84
85 // For each possible overlap
86 for(i = 1; i <= lenb; i++)
87 {
88 if(fMonEqual(a, fMonSubWordLen(b, i, 1)) == (Bool) 1)
89 return 1; // Match found
90 }
91
92 return 0; // No match found
93 }
94
95 /*
96 * Function Name: fMonIsSubword
97 *
98 * Overview: Does _a_ appear as a subword in _b_ (yes (1)/no (0))
99 *
100 * Detail: This function answers the question "Is _a_ a subword of _b_?"
101 * The function returns 1 if _a_ is a subword of _b_ and 0 otherwise.
102 *
103 */
104 int
105 fMonIsSubword(a, b)
106 FMon a, b;
107 {

```



```

108 ULong lena = fMonLength(a), lenb = fMonLength(b), i;
109
110 // For each possible overlap
111 for(i = 1; i <= lenb-lena+1; i++)
112 {
113 if(fMonEqual(a, fMonSubWordLen(b, i, lena)) == (Bool) 1)
114 return i; // Overlap found
115 }
116
117 return 0; // No overlap found
118 }
119
120 /*
121 * Function Name: fMonSubwordOf
122 *
123 * Overview: Is the 1st arg a subword of the 2nd arg; if so, return start pos in 2nd arg
124 *
125 * Detail: This function can answer the question "Is _small_ a subword of _large_?"
126 * The function returns i if _small_ is a subword of _large_,
127 * where i is the position in _large_ of the first subword found,
128 * and returns 0 if no overlap exists. We start looking for subwords starting
129 * at position _start_ in _large_ and finish looking for subwords when
130 * all possibilities have been exhausted (we work left-to-right). It follows
131 * that to test all possibilities the 3rd argument should be 1, but note that
132 * you should use the above function (fMonIsSubword) if you only want to know
133 * if a monomial is a subword of another monomial and are not fussed
134 * where the overlap takes place.
135 *
136 */
137 ULong
138 fMonSubwordOf(small, large, start)
139 FMon small, large;
140 ULong start;
141 {
142 ULong i = start, sLen = fMonLength(small), lLen = fMonLength(large);
143
144 // While there are more subwords to test for
145 while(i <= lLen-sLen+1)
146 {
147 // If small is equal to a subword of large
148 if(fMonEqual(small, fMonSubWordLen(large, i, sLen)) == (Bool) 1)
149 {
150 return i; // Subword found
151 }
152 i++;
153 }
154 return 0; // No subwords found
155 }
156
157 /*
158 * Function Name: fMonPrefixOf
159 *
160 * Overview: Returns size of smallest overlap of type (suffix of 1st arg = prefix of 2nd arg)

```

```

161 *
162 * Detail: This function can answer the question "Is _left_ a prefix of _right_?"
163 * The function returns i if a suffix of _left_ is equal to a prefix of _right_,
164 * where i is the length of the smallest overlap, and returns 0 if no overlap exists.
165 * The lengths of the overlaps we look at are controlled by the 3rd and 4th
166 * arguments – we start by looking at the overlap of size _start_ and finish
167 * by looking at the overlap of size _limit_. It is the user's responsibility
168 * to ensure that these bounds are correct – no checks are made by the function.
169 * To test all possibilities, the 3rd argument should be 1 and the fourth
170 * argument should be min(|left|, |right|) – 1.
171 *
172 */
173 ULong
174 fMonPrefixOf(left, right, start, limit)
175 FMon left, right;
176 ULong start, limit;
177 {
178 ULong i = start;
179
180 while(i <= limit) // For each overlap
181 {
182 if(fMonEqual(fMonSuffix(left, i), fMonPrefix(right, i)) == (Bool) 1)
183 {
184 return i; // Prefix found
185 }
186 i++;
187 }
188 return 0; // No prefixes found
189 }
190
191 /*
192 * Function Name: fMonSuffixOf
193 *
194 * Overview: Returns size of smallest overlap of type (prefix of 1st arg = suffix of 2nd arg)
195 *
196 * Detail: This function can answer the question "Is _left_ a suffix of _right_?"
197 * The function returns i if a prefix of _left_ is equal to a suffix of _right_,
198 * where i is the length of the smallest overlap, and returns 0 if no overlap exists.
199 * The lengths of the overlaps we look at are controlled by the 3rd and 4th
200 * arguments – we start by looking at the overlap of size _start_ and finish
201 * by looking at the overlap of size _limit_. It is the user's responsibility
202 * to ensure that these bounds are correct – no checks are made by the function.
203 * To test all possibilities, the 3rd argument should be 1 and the fourth
204 * argument should be min(|left|, |right|) – 1.
205 *
206 */
207 ULong
208 fMonSuffixOf(left, right, start, limit)
209 FMon left, right;
210 ULong start, limit;
211 {
212 ULong i = start;
213

```

```

214 while(i <= limit) // For each overlap
215 {
216 if(fMonEqual(fMonPrefix(left, i), fMonSuffix(right, i)) == (Bool) 1)
217 {
218 return i; // Suffix found
219 }
220 i++;
221 }
222 return 0; // No suffixes found
223 }
224
225 /*
226 * =====
227 * Multiplicative Variables Functions
228 * =====
229 */
230
231 /*
232 * Function Name: EMultVars
233 *
234 * Overview: Returns no ('empty') multiplicative variables
235 *
236 * Detail: Given a monomial, this function assigns
237 * no multiplicative variables.
238 *
239 * External Variables Required: int nOfGenerators;
240 *
241 */
242 void
243 EMultVars(mon, max, min)
244 FMon mon;
245 ULong *max, *min;
246 {
247 // Nothing is right multiplicative
248 *max = (ULong)nOfGenerators + 1;
249 // Nothing is left multiplicative
250 *min = 0;
251 }
252
253 /*
254 * Function Name: LMultVars
255 *
256 * Overview: All variables left mult., no variables right mult.
257 *
258 * Detail: Given a monomial, this function assigns
259 * all variables to be left multiplicative and all
260 * variables to be right nonmultiplicative.
261 *
262 * External Variables Required: int nOfGenerators;
263 *
264 */
265 void
266 LMultVars(mon, max, min)

```

```

267 FMon mon;
268 ULong *max, *min;
269 {
270 // Nothing is right multiplicative
271 *max = (ULong)nOfGenerators + 1;
272 // Everything is left multiplicative
273 *min = (ULong)nOfGenerators + 1;
274 }
275
276 /*
277 * Function Name: RMultVars
278 *
279 * Overview: All variables right mult., no variables left mult.
280 *
281 * Detail: Given a monomial, this function assigns
282 * all variables to be right multiplicative and all
283 * variables to be left nonmultiplicative.
284 *
285 * External Variables Required: int nOfGenerators;
286 *
287 */
288 void
289 RMultVars(mon, max, min)
290 FMon mon;
291 ULong *max, *min;
292 {
293 // Everything is right multiplicative
294 *max = 0;
295 // Nothing is left multiplicative
296 *min = 0;
297 }
298
299 /*
300 * Function Name: OverlapDiv
301 *
302 * Overview: Returns local overlap-based multiplicative variables
303 *
304 * Detail: This function implements various algorithms
305 * described in the thesis "Noncommutative Involutive Bases"
306 * for finding left and right multiplicative variables
307 * for a set of polynomials based on the overlaps
308 * between the leading monomials of the polynomials.
309 *
310 * External Variables Required: int EType, IType, nOfGenerators, pl, SType;
311 *
312 */
313 FMonPairList
314 OverlapDiv(list)
315 FAlgList list;
316 {
317 FMonPairList output = fMonPairListNul;
318 FMon generator;
319 ULong listLen = fAlgListLength(list),

```

```

320 monLength[listLen], tracking[listLen],
321 i, j, first, limit, result, len,
322 letterVal1, letterVal2;
323 FMon monomials[listLen], monExcl,
324 leftMult[listLen], rightMult[listLen];
325 short grid[listLen][(ULong)nOfGenerators * 2],
326 thresholdBroken, excludeL, excludeR;
327
328 // Give some initial information
329 if(pl > 3)
330 {
331 printf("OverlapDiv's Input = \n");
332 fAlgListDisplay(list);
333 }
334
335 if(!list) return output;
336
337 // Set up arrays
338 i = 0;
339 while(list) // For each polynomial
340 {
341 monomials[i] = fAlgLeadMonom(list -> first); // Extract lead monomial
342 monLength[i] = fMonLength(monomials[i]); // Find monomial length
343 leftMult[i] = fMonOne(); // Initialise left multiplicative variables
344 rightMult[i] = fMonOne(); // Initialise right multiplicative variables
345 for(j = 0; j < (ULong) nOfGenerators*2; j++)
346 {
347 /*
348 * Fill the multiplicative grid with 1's,
349 * where the columns of the grid are
350 * gen_1^L, gen_1^R, gen_2^L, gen_2^R, ..., gen_{nOfGenerators}^R
351 * and the rows of the grid are
352 * monomials[0], monomials[1], ..., monomials[listLen].
353 */
354 grid[i][j] = 1;
355 }
356 // If SType > 1 we need to sort the basis first, keeping track of the changes made
357 if(SType > 1) tracking[i] = i;
358 i++;
359 list = list -> rest; // Advance the list
360 }
361
362 if(pl > 7) printf("Arrays Set Up (size of input basis = %u)\n", listLen);
363
364 // If SType > 1 and there is more than one polynomial in the basis,
365 // we need to sort the basis w.r.t. DegRevLex (Greatest first) in order
366 // to be able to apply the algorithm.
367 if((SType > 1) && (listLen > 1))
368 {
369 multiplicativeQuickSort(monomials, monLength, tracking, 0, listLen - 1);
370
371 if(pl > 6)
372 {

```

```

373 printf("Sorted Input=\n");
374 for(i = 0; i < listLen; i++) printf("%s\n", fMonToStr(monomials[i]));
375 }
376 }
377
378 /*
379 * Now exclude multiplicative variables based on overlaps
380 */
381
382 // For each monomial
383 for(i = 0; i < listLen; i++)
384 {
385 thresholdBroken = 0;
386 for(j = i; j < listLen; j++) // For each monomial less than or equal to monomial i in DRL
387 {
388 /*
389 * To look for subwords, the length of monomial j has to
390 * be less than the length of monomial i. We use the variable
391 * thresholdBroken to store whether monomials of length less
392 * than the length of monomial i have been encountered yet,
393 * and obviously we must have j > i for this to be the case.
394 */
395 if((j > i) && (thresholdBroken == 0))
396 {
397 if(monLength[j] < monLength[i])
398 thresholdBroken = 1; // if deg(j) < deg(i) we can now start to consider subwords
399 }
400 if((thresholdBroken == 1) && (EType != 5)) // Stage 1: Look for subwords
401 {
402 first = 1;
403 // There are monLength[i] - monLength[j] + 1 test subwords in all
404 limit = monLength[i] - monLength[j] + 1;
405 // Test whether monomial j is a subword of monomial i, starting with the first subword
406 result = fMonSubwordOf(monomials[j], monomials[i], first);
407 if(pl > 8) printf("fMonSubwordOf (%s, %s, %u) = %u\n", fMonToStr(monomials[j]),
408 fMonToStr(monomials[i]), first, result);
409
410 while(result != 0) // While there are subwords to be processed
411 {
412 if(IType == 1) // Left Overlap Division
413 {
414 if(result < limit)
415 {
416 if((EType < 4) || ((EType == 4) && (result == 1)))
417 {
418 /*
419 * Exclude right multiplicative variable - overlap of type 'B' or 'C'
420 * ----- monomial[i]
421 * -----x monomial[j] (space on the right)
422 * Note: the above diagram (and the following diagrams) may
423 * not appear correctly in Appendix B due to using flexible columns.
424 * The correct diagrams (referenced by the letters 'A' to 'D' can
425 * be found in the README file in Appendix B.

```

```

426 */
427 generator = fMonSubWordLen(monomials[i], result + monLength[j], 1);
428 letterVal1 = ASCIIVal(fMonLeadVar(generator)) - 1;
429 grid[j][2*letterVal1+1] = 0; // Set right non multiplicative
430 }
431 }
432 else if(EType == 3)
433 {
434 /*
435 * Exclude left multiplicative variable – overlap of type 'D'
436 * ----- monomial[i]
437 * x----- monomial[j] (no space on the right)
438 */
439 generator = fMonSubWordLen(monomials[i], result-1, 1);
440 letterVal1 = ASCIIVal(fMonLeadVar(generator)) - 1;
441 grid[j][2*letterVal1] = 0; // Set left non multiplicative
442 }
443 }
444 else // Right Overlap Division
445 {
446 if(result > 1)
447 {
448 if((EType < 4) || ((EType == 4) && (result == limit)))
449 {
450 /*
451 * Exclude left multiplicative variable – overlap of type 'B' or 'C'
452 * ----- monomial[i]
453 * x----- monomial[j] (space on the left)
454 */
455 generator = fMonSubWordLen(monomials[i], result-1, 1);
456 letterVal1 = ASCIIVal(fMonLeadVar(generator)) - 1;
457 grid[j][2*letterVal1] = 0; // Set left non multiplicative
458 }
459 }
460 else if(EType == 3)
461 {
462 /*
463 * Exclude right multiplicative variable – overlap of type 'D'
464 * ----- monomial[i]
465 * -----x monomial[j] (no space on the left)
466 */
467 generator = fMonSubWordLen(monomials[i], result + monLength[j], 1);
468 letterVal1 = ASCIIVal(fMonLeadVar(generator)) - 1;
469 grid[j][2*letterVal1+1] = 0; // Set right non multiplicative
470 }
471 }
472
473 // We will now look for the next available subword
474 first = result + 1;
475 if(first <= limit) // If the limit has not been exceeded
476 {
477 result = fMonSubwordOf(monomials[j], monomials[i], first); // Look for more subwords
478 if(pl > 8) printf("fMonSubwordOf (%s, %s, %u) = %u\n", fMonToStr(monomials[j]),

```

```

479 fMonToStr(monomials[i]), first, result);
480 }
481 else // Otherwise exit from the loop
482 result = 0;
483 }
484 }
485
486 // Stage 2: Look for prefixes
487 first = 1;
488 // There are monLength[j] - 1 test prefixes in all
489 limit = monLength[j] - 1;
490 // Test whether a suffix of monomial j is a prefix of monomial i, starting with the prefix of length 1
491 result = fMonPrefixOf(monomials[j], monomials[i], first, limit);
492 if(pl > 8) printf("fMonPrefixOf (%s, %s, %u, %u) = %u\n", fMonToStr(monomials[j]),
493 fMonToStr(monomials[i]), first, limit, result);
494
495 while(result != 0) // While there are prefixes to be processed
496 {
497 /*
498 * Possibly exclude right multiplicative variable - overlap of type 'A'
499 * 1----- monomial[i]
500 * -----2 monomial[j]
501 */
502 generator = fMonSubWordLen(monomials[j], monLength[j] - result, 1);
503 letterVal1 = ASCIIVal(fMonLeadVar(generator)) - 1;
504 generator = fMonSubWordLen(monomials[i], result + 1, 1);
505 letterVal2 = ASCIIVal(fMonLeadVar(generator)) - 1;
506
507 if(IType == 1) // Left Overlap Division
508 {
509 if(EType != 3) // Assign right nonmultiplicative
510 {
511 grid[j][2*letterVal2+1] = 0; // Set j right non multiplicative for '2'
512 }
513 else // Assign nonmultiplicative only if both currently multiplicative
514 {
515 // If monomial i is left multiplicative for '1' and j right multiplicative for '2'
516 if(grid[i][2*letterVal1] + grid[j][2*letterVal2+1] == 2)
517 grid[j][2*letterVal2+1] = 0; // Set j right non multiplicative for '2'
518 }
519 }
520 else // Right Overlap Division
521 {
522 if(EType != 3) // Assign left nonmultiplicative
523 {
524 grid[i][2*letterVal1] = 0; // Set i left non multiplicative for '1'
525 }
526 else // Assign nonmultiplicative only if both currently multiplicative
527 {
528 // If monomial i is left multiplicative for '1' and j right multiplicative for '2'
529 if(grid[i][2*letterVal1] + grid[j][2*letterVal2+1] == 2)
530 grid[i][2*letterVal1] = 0; // Set i left non multiplicative for '1'
531 }

```



```

532 }
533
534 // We will now look for the next available suffix
535 first = result + 1;
536 if(first <= limit) // If the limit has not been exceeded
537 {
538 result = fMonPrefixOf(monomials[j], monomials[i], first, limit); // Look for more prefixes
539 if(pl > 8) printf("fMonPrefixOf(%s, %s, %u, %u) = %u\n", fMonToStr(monomials[j]),
540 fMonToStr(monomials[i]), first, limit, result);
541 }
542 else // Otherwise exit from the loop
543 result = 0;
544 }
545
546 // Stage 3: Look for suffixes
547 first = 1;
548 // There are monLength[j] - 1 test suffixes in all
549 limit = monLength[j] - 1;
550 // Test whether a prefix of monomial j is a suffix of monomial i, starting with the suffix of length 1
551 result = fMonSuffixOf(monomials[j], monomials[i], first, limit);
552 if(pl > 8) printf("fMonSuffixOf(%s, %s, %u, %u) = %u\n", fMonToStr(monomials[j]),
553 fMonToStr(monomials[i]), first, limit, result);
554
555 while(result != 0) // While there are suffixes to be processed
556 {
557 /*
558 * Possibly exclude left multiplicative variable - overlap of type 'A'
559 * -----1 monomial[i]
560 * 2----- monomial[j]
561 */
562 generator = fMonSubWordLen(monomials[j], result + 1, 1);
563 letterVal1 = ASCIIVal(fMonLeadVar(generator)) - 1;
564 generator = fMonSubWordLen(monomials[i], monLength[i] - result, 1);
565 letterVal2 = ASCIIVal(fMonLeadVar(generator)) - 1;
566
567 if(IType == 1) // Left Overlap Division
568 {
569 if(EType != 3) // Assign right nonmultiplicative
570 {
571 grid[i][2*letterVal1+1] = 0; // Set i right non multiplicative for '1'
572 }
573 else // Assign nonmultiplicative only if both currently multiplicative
574 {
575 // If monomial i is right multiplicative for '1' and j left multiplicative for '2'
576 if(grid[i][2*letterVal1+1] + grid[j][2*letterVal2] == 2)
577 grid[i][2*letterVal1+1] = 0; // Set i right non multiplicative for '1'
578 }
579 }
580 else // Right Overlap Division
581 {
582 if(EType != 3) // Assign left nonmultiplicative
583 {
584 grid[j][2*letterVal2] = 0; // Set j left non multiplicative for '2'

```

```

585 }
586 else // Assign nonmultiplicative only if both currently multiplicative
587 {
588 // If monomial i is right multiplicative for '1' and j left multiplicative for '2'
589 if(grid[i][2*letterVal1+1] + grid[j][2*letterVal2] == 2)
590 grid[j][2*letterVal2] = 0; // Set j left non multiplicative for '2'
591 }
592 }
593
594 // We will now look for the next available suffix
595 first = result + 1;
596 if(first <= limit) // If the limit has not been exceeded
597 {
598 result = fMonSuffixOf(monomials[j], monomials[i], first, limit); // Look for more suffixes
599 if(pl > 8) printf("fMonSuffixOf (%s, %s, %u, %u) = %u\n", fMonToStr(monomials[j]),
600 fMonToStr(monomials[i]), first, limit, result);
601 }
602 else // Otherwise exit from the loop
603 result = 0;
604 }
605 }
606 }
607
608 if(EType == 2)
609 {
610 // Ensure all cones are disjoint
611 for(i = listLen; i > 0; i--) // For each monomial (working up)
612 {
613 for(j = listLen; j > 0; j--) // For each monomial
614 {
615 /*
616 * We will now make sure that some variable in monomial[j] is
617 * right (left) nonmultiplicative for monomial[i].
618 */
619
620 // Assume to begin with that the above holds
621 if(IType == 1)
622 {
623 first = 1; // Used to find the first variable
624 excludeL = 0;
625 }
626 else excludeR = 0;
627
628 monExcl = monomials[j-1]; // Extract a monomial for processing
629 len = fMonLength(monExcl); // Find the length of monExcl
630
631 while((len > 0) && ((excludeL + excludeR) != 1)) // For each variable in monomial[j]
632 {
633 len = len - fMonLeadExp(monExcl);
634
635 // Extract a variable
636 letterVal1 = ASCIIVal(fMonLeadVar(monExcl)) - 1;
637

```

```

638 if(IType == 1)
639 {
640 if(first == 1)
641 {
642 letterVal2 = letterVal1; // Store the first variable encountered
643 first = 0; // To ensure this code only runs once
644 }
645 }
646
647 if(IType == 1) // Left Overlap Division
648 {
649 // If this variable is right nonmultiplicative for monomial[i], change excludeL
650 if(grid[i-1][2*letterVal1+1] == 0) excludeL = 1;
651 }
652 else // Right Overlap Division
653 {
654 // If this variable is left nonmultiplicative for monomial[i], change excludeR
655 if(grid[i-1][2*letterVal1] == 0) excludeR = 1;
656 }
657 monExcl = fMonTailFac(monExcl); // Get ready to look at the next variable
658 }
659
660 if(IType == 1) // Left Overlap Division
661 {
662 // If no variable was right nonmultiplicative for monomial[i]...
663 if(excludeL == 0)
664 grid[i-1][2*letterVal2+1] = 0; // ...set the first variable encountered to be right nonmultiplicative
665 }
666 else // Right Overlap Division
667 {
668 // If no variable was left nonmultiplicative for monomial[i]...
669 if(excludeR == 0)
670 grid[i-1][2*letterVal1] = 0; // ...set the last variable encountered to be left nonmultiplicative
671 }
672 }
673 }
674 }
675
676 // Provide some intermediate output information
677 if(pl > 6)
678 {
679 printf("Multiplicative_Grid:\n");
680 for(i = 0; i < listLen; i++)
681 {
682 printf("Monomial_%u_%u=%s:\n", i, fMonToStr(monomials[i]));
683 for(j = 0; j < (ULong) nOfGenerators * 2; j++) printf("%i, ", grid[i][j]);
684 printf("\n");
685 }
686 printf("\n");
687 }
688
689 /*
690 * Convert the grid to 2 arrays of FMons, where

```

```

691 * each FMon stores a list of multiplicative variables
692 * in increasing variable order
693 */
694
695 if(SType > 1) // Need to sort as well
696 {
697 // Convert the grid to monomial data
698 for(i = 0; i < listLen; i++) // For each monomial
699 {
700 for(j = 0; j < (ULong) nOfGenerators; j++) // For each variable
701 {
702 if(grid[i][2*j] == 1) // LEFT Assigned
703 {
704 // Multiply on the left by a multiplicative variable
705 leftMult[tracking[i]] = fMonTimes(leftMult[tracking[i]], ASCIIMon(j+1));
706 }
707 if(grid[i][2*j+1] == 1) // RIGHT Assigned
708 {
709 // Multiply on the left by a multiplicative variable
710 rightMult[tracking[i]] = fMonTimes(rightMult[tracking[i]], ASCIIMon(j+1));
711 }
712 }
713 }
714 }
715 else // No sorting required
716 {
717 // Convert the grid to monomial data
718 for(i = 0; i < listLen; i++) // For each monomial
719 {
720 for(j = 0; j < (ULong) nOfGenerators; j++) // For each variable
721 {
722 if(grid[i][2*j] == 1) // LEFT Assigned
723 {
724 // Multiply on the left by a multiplicative variable
725 leftMult[i] = fMonTimes(leftMult[i], ASCIIMon(j+1));
726 }
727 if(grid[i][2*j+1] == 1) // RIGHT Assigned
728 {
729 // Multiply on the left by a multiplicative variable
730 rightMult[i] = fMonTimes(rightMult[i], ASCIIMon(j+1));
731 }
732 }
733 }
734 }
735
736 // Convert the two arrays of FMons to an FMonPairList
737 for(i = 0; i < listLen; i++)
738 output = fMonPairListPush(leftMult[i], rightMult[i], output);
739
740 // Provide some final output information
741 if(pl > 3)
742 {
743 printf("OverlapDiv's Output (Left, Right) = \n");

```

```

744 fMonPairListMultDisplay(fMonPairListRev(output));
745 }
746
747 // Return the reversed list (it was constructed in reverse)
748 return fMonPairListFXRev(output);
749 }
750
751 /*
752 * =====
753 * Polynomial Reduction and Basis Completion Functions
754 * =====
755 */
756
757 /*
758 * Function Name: IPolyReduce
759 *
760 * Overview: Reduces 1st arg w.r.t. 2nd arg (list) and 3rd arg (vars)
761 *
762 * Detail: Given a polynomial _poly_, this function involutively
763 * reduces the polynomial with respect to the given FAlgList _list_
764 * with associated left and right multiplicative variables _vars_.
765 * The type of reduction (head reduction / full reduction) is
766 * controlled by the global variable headReduce.
767 * If IType > 3, we can take advantage of fast global reduction.
768 *
769 * External Variables Required: ULong nRed;
770 * int IType, pl;
771 * Global Variables Used: int headReduce;
772 *
773 */
774 FAlg
775 IPolyReduce(poly, list, vars)
776 FAlg poly;
777 FAlgList list;
778 FMonPairList vars;
779 {
780 ULong i, numRules = fAlgListLength(list), len,
781 cutoffL, cutoffR, value, lenOrig, lenSub;
782 FAlg LHSA[numRules], back = fAlgZero(), lead, upgrade;
783 FMonPairList factors = fMonPairListNul;
784 FMon LHSM[numRules], LHSVl[numRules], LHSVr[numRules],
785 leadMonomial, leadLoopMonomial, JLeft, JRight,
786 facLft, facRt, JMon;
787 QInteger LHSQ[numRules], leadQ, leadLoopQ, lcmQ;
788 short flag, toggle, M;
789 int appears;
790
791 // Catch special case list is empty
792 if(!list) return poly;
793
794 // Convert the input list of polynomials to an array and
795 // create arrays of lead monomials and lead coefficients
796 for(i = 0; i < numRules; i++)

```

```

797 {
798 if(pl > 5) printf("Polyu=%s\n", i+1, fAlgToStr(list -> first));
799 LHSa[i] = list -> first;
800 LHSM[i] = fAlgLeadMonom(list -> first);
801 LHSQ[i] = fAlgLeadCoef(list -> first);
802 if(IType < 3) // Using Local Division
803 {
804 // Create array of multiplicative variables
805 LHSVl[i] = vars -> lft;
806 LHSVr[i] = vars -> rt;
807 vars = vars -> rest;
808 }
809 list = list -> rest;
810 }
811
812 // We will now recursively reduce every term in the polynomial
813 // until no more reductions are possible
814 while(fAlgIsZero(poly) == (Bool) 0)
815 {
816 if(pl > 5) printf("Looking at Lead Term of %s\n", fAlgToStr(poly));
817 toggle = 1; // Assume no reductions are possible to begin with
818 lead = fAlgLeadTerm(poly);
819 leadMonomial = fAlgLeadMonom(lead);
820 leadQ = fAlgLeadCoef(lead);
821 i = 0;
822
823 while(i < numRules) // For each polynomial in the list
824 {
825 if(IType >= 3) lenOrig = fMonLength(leadMonomial);
826 leadLoopMonomial = LHSM[i]; // Pick a test monomial
827 flag = 0;
828
829 if(IType < 3) // Local Division
830 {
831 // Does the ith polynomial divide our polynomial?
832 // If so, place all possible ways of doing this in factors
833 factors = fMonDiv(leadMonomial, leadLoopMonomial, &flag);
834 }
835 else
836 {
837 if(IType == 5)
838 factors = fMonPairListNul; // No divisors w.r.t. Empty Division
839 else
840 {
841 lenSub = fMonLength(leadLoopMonomial);
842
843 // Check if a prefix/suffix is possible
844 if(lenSub <= lenOrig)
845 {
846 if(IType == 3) // Left Division; look for Suffix
847 {
848 if(fMonEqual(leadLoopMonomial, fMonSuffix(leadMonomial, lenSub)) == (Bool) 1)
849 {

```

```

850 if(lenOrig == lenSub)
851 factors = fMonPairListSingle(fMonOne(), fMonOne());
852 else
853 factors = fMonPairListSingle(fMonPrefix(leadMonomial, lenOrig-lenSub), fMonOne());
854 flag = 1;
855 }
856 }
857 else if(IType == 4) // Right Division; look for Prefix
858 {
859 if(fMonEqual(leadLoopMonomial, fMonPrefix(leadMonomial, lenSub)) == (Bool) 1)
860 {
861 if(lenOrig == lenSub)
862 factors = fMonPairListSingle(fMonOne(), fMonOne());
863 else
864 factors = fMonPairListSingle(fMonOne(), fMonSuffix(leadMonomial, lenOrig-lenSub));
865 flag = 1;
866 }
867 }
868 }
869 }
870 }
871
872 if(flag == 1) // i.e. leadLoopMonomial divides leadMonomial
873 {
874 M = 0; // Assume that the first conventional division is not an involutive division
875
876 // While there are conventional divisions left to look at and
877 // while none of these have yet proved to be involutive divisions
878 while((fMonPairListLength(factors) > 0) && (M == 0))
879 {
880 // Assume that this conventional division is an involutive division
881 M = 1;
882 if(IType < 3) // Local Division
883 {
884 // Extract the ith left & right multiplicative variables
885 JLeft = LHSVL[i];
886 JRight = LHSVR[i];
887
888 // Extract the left and right factors
889 facLft = factors -> lft;
890 facRt = factors -> rt;
891
892 // Test all variables in facLft for left multiplicability in the ith monomial
893 len = fMonLength(facLft);
894
895 // Decide whether one/all variables in facLft are left multiplicative
896 if(MType == 1) // Right-most variable checked only
897 {
898 if(len > 0)
899 {
900 JMon = fMonSuffix(facLft, 1);
901 appears = fMonIsMultiplicative(JMon, JLeft);
902 // If the generator doesn't appear this is not an involutive division

```

```

903 if(appears == 0) M = 0;
904 }
905 }
906 else // All variables checked
907 {
908 while(len > 0)
909 {
910 len = len - fMonLeadExp(facLft);
911 // Extract a generator
912 JMon = fMonPrefix(facLft, 1);
913 // Test to see if the generator appears in the list of left multiplicative variables
914 appears = fMonIsMultiplicative(JMon, JLeft);
915 // If the generator doesn't appear this is not an involutive division
916 if(appears == 0)
917 {
918 M = 0;
919 break; // Exit from the while loop
920 }
921 facLft = fMonTailFac(facLft); // Get ready to look at the next generator
922 }
923 }
924
925 // Test all variables in facRt for right multiplicability in the ith monomial
926 if(M == 1)
927 {
928 len = fMonLength(facRt);
929
930 // Decide whether one/all variables in facRt are left multiplicative
931 if(MType == 1) // Left-most variable checked only
932 {
933 if(len > 0)
934 {
935 JMon = fMonPrefix(facRt, 1);
936 appears = fMonIsMultiplicative(JMon, JRight);
937 // If the generator doesn't appear this is not an involutive division
938 if(appears == 0) M = 0;
939 }
940 }
941 else // All variables checked
942 {
943 while(len > 0)
944 {
945 len = len - fMonLeadExp(facRt);
946 // Extract a generator
947 JMon = fMonPrefix(facRt, 1);
948 // Test to see if the generator appears in the list of right multiplicative variables
949 appears = fMonIsMultiplicative(JMon, JRight);
950 // If the generator doesn't appear this is not an involutive division
951 if(appears == 0)
952 {
953 M = 0;
954 break; // Exit from the while loop
955 }

```



```

956 facRt = fMonTailFac(facRt);
957 }
958 }
959 }
960 }
961 else // Global division
962 {
963 M = 1; // Already potentially found an involutive divisor,
964 // but include code below for reference
965
966 /*
967 // Obtain global cutoff positions
968 if(IType == 3) LMultVars(leadLoopMonomial, &cutoffL, &cutoffR);
969 else if(IType == 4) RMultVars(leadLoopMonomial, &cutoffL, &cutoffR);
970 else EMultVars(leadLoopMonomial, &cutoffL, &cutoffR);
971 if(pl > 4) printf("cutoff(%s) = (%u, %u)\n", fMonToStr(leadLoopMonomial), cutoffL, cutoffR);
972
973 // Extract the left and right factors
974 facLft = factors -> lft;
975 facRt = factors -> rt;
976
977 // Test all variables in facLft for left multiplicability in the ith monomial
978 len = fMonLength(facLft);
979
980 // Decide whether one/all variables in facLft are left multiplicative
981 if(MType == 1) // Right-most variable checked only
982 {
983 if(len > 0)
984 {
985 JMon = fMonSuffix(facLft, 1);
986 value = ASCIIVal(fMonLeadVar(JMon));
987 if(value > cutoffR) M = 0;
988 }
989 }
990 else // All variables checked
991 {
992 while(len > 0)
993 {
994 len = len - fMonLeadExp(facLft);
995 // Obtain the ASCII value of the next generator
996 value = ASCIIVal(fMonLeadVar(facLft));
997 if(value > cutoffR) // If the generator is not left multiplicative
998 {
999 M = 0;
1000 break; // Exit from the while loop
1001 }
1002 facLft = fMonTailFac(facLft);
1003 }
1004 }
1005
1006 // Test all variables in facRt for right multiplicability in the ith monomial
1007 len = fMonLength(facRt);
1008

```

```

1009 // Decide whether one/all variables in facRt are left multiplicative
1010 if(MType == 1) // Left-most variable checked only
1011 {
1012 if(len > 0)
1013 {
1014 value = ASCIIVal(fMonLeadVar(facRt));
1015 if(value < cutoffL) M = 0;
1016 }
1017 }
1018 else // All variables checked
1019 {
1020 while(len > 0)
1021 {
1022 len = len - fMonLeadExp(facRt);
1023 // Obtain the ASCII value of the next generator
1024 value = ASCIIVal(fMonLeadVar(facRt));
1025 if(value < cutoffL) // If the generator is not right multiplicative
1026 {
1027 M = 0;
1028 break; // Exit from the while loop
1029 }
1030 facRt = fMonTailFac(facRt);
1031 }
1032 }
1033 */
1034 }
1035
1036 // If this conventional division wasn't involutive, look at the next division
1037 if(M == 0) factors = factors -> rest;
1038 }
1039
1040 // If an involutive division was found
1041 if(M == 1)
1042 {
1043 if(pl > 1) nRed++; // Increase the number of reductions carried out
1044 if(pl > 5) printf("Found %s = %s * %s * %s\n", fMonToStr(leadMonomial),
1045 fMonToStr(factors -> lft), fMonToStr(leadLoopMonomial),
1046 fMonToStr(factors -> rt));
1047 toggle = 0; // Indicate a reduction has been carried out to exit the loop
1048 leadLoopQ = LHSQ[i]; // Pick the divisor's leading coefficient
1049 lcmQ = AltLCMQInteger(leadQ, leadLoopQ); // Pick 'nice' cancelling coefficients
1050
1051 // Construct poly #i * -1 * coefficient to get lead terms the same
1052 upgrade = fAlgTimes(fAlgMonom(qOne(), factors -> lft), LHSA[i]);
1053 upgrade = fAlgTimes(upgrade, fAlgMonom(qNegate(qDivide(lcmQ, leadLoopQ)), factors -> rt));
1054
1055 // Add in poly * coefficient to cancel off the lead terms
1056 upgrade = fAlgPlus(upgrade, fAlgScaTimes(qDivide(lcmQ, leadQ), poly));
1057
1058 // We must also now multiply the current discarded remainder by a factor
1059 back = fAlgScaTimes(qDivide(lcmQ, leadQ), back);
1060 poly = upgrade; // In the next iteration we will be reducing the new polynomial upgrade
1061 if(pl > 5) printf("New Word = %s; New Remainder = %s\n", fAlgToStr(poly), fAlgToStr(back));

```

```

1062 }
1063 }
1064 if(toggle == 1) // The ith polynomial did not involutively divide poly
1065 i++;
1066 else // A reduction was carried out, exit the loop
1067 i = numRules;
1068 }
1069
1070 if(toggle == 1) // No reductions were carried out; now look at the next term
1071 {
1072 // If only head reduction is required, return reducer
1073 if(headReduce == 1) return poly;
1074
1075 // Otherwise add lead term to remainder and simplify the rest
1076 lead = fAlgLeadTerm(poly);
1077 back = fAlgPlus(back, lead);
1078 poly = fAlgPlus(fAlgNegate(lead), poly);
1079 if(pl > 5) printf("New Remainder = %s\n", fAlgToStr(poly));
1080 }
1081 }
1082
1083 return back; // Return the reduced and simplified polynomial
1084 }
1085
1086 /*
1087 * Function Name: IAutoreduceFull
1088 *
1089 * Overview: Autoreduces an FAlgList recursively until no more reductions are possible
1090 *
1091 * Detail: This function involutively reduces each
1092 * member of an FAlgList w.r.t. all the other members
1093 * of the list, removing the polynomial from the list
1094 * if it is involutively reduced to 0. This process is
1095 * iterated until no more such reductions are possible.
1096 *
1097 * External Variables Required: int degRestrict, IType, pl, SType;
1098 * Global Variables Used: ULong d, twod;
1099 *
1100 */
1101 FAlgList
1102 IAutoreduceFull(input)
1103 FAlgList input;
1104 {
1105 FAlg oldPoly, newPoly;
1106 FAlgList new, old, oldCopy;
1107 FMonPairList vars = fMonPairListNul;
1108 ULong pos, pushPos, len = fAlgListLength(input);
1109
1110 // If the input basis has more than one element
1111 if(len > 1)
1112 {
1113 // Start by reducing the final element (working backwards means
1114 // that less work has to be done calculating multiplicative variables)

```

```

1115 pos = len;
1116 // If we are using a local division and the basis is sorted by DegRevLex,
1117 // the last polynomial is irreducible so we do not have to consider it.
1118 if((IType < 3) && (SType == 1)) pos --;
1119
1120 // Make a copy of the input basis for traversal
1121 old = fAlgListCopy(input);
1122
1123 while(pos > 0) // For each polynomial in old
1124 {
1125 // Extract the pos-th element of the basis
1126 oldPoly = fAlgListNumber(pos, old);
1127 if(pl > 2) printf("Looking at element %s of basis\n", fAlgToStr(oldPoly));
1128
1129 // Construct basis without 'poly'
1130 oldCopy = fAlgListCopy(old); // Make a copy of old
1131
1132 // Calculate Multiplicative Variables if using a local division
1133 if(IType < 3)
1134 {
1135 vars = OverlapDiv(oldCopy);
1136 vars = fMonPairListRemoveNumber(pos, vars);
1137 }
1138
1139 new = fAlgListFXRem(old, oldPoly); // Remove oldPoly from old
1140 old = fAlgListCopy(oldCopy); // Restore old
1141
1142 // To recap, _old_ is now unchanged whilst _new_ holds all
1143 // the elements of _old_ except _oldPoly_.
1144
1145 // Involuntively reduce the old polynomial w.r.t. the truncated list
1146 newPoly = IPolyReduce(oldPoly, new, vars);
1147
1148 // If the polynomial did not reduce to 0
1149 if(fAlgIsZero(newPoly) == (Bool) 0)
1150 {
1151 // Divide the polynomial through by its GCD
1152 newPoly = findGCD(newPoly);
1153 if(pl > 2) printf("Reduced %s\n", fAlgToStr(newPoly));
1154
1155 // Check for trivial ideal
1156 if(fAlgIsOne(newPoly) == (Bool) 1) return fAlgListSingle(fAlgOne());
1157
1158 // If the old polynomial is equal to the new polynomial
1159 // (no reduction took place)
1160 if(fAlgEqual(oldPoly, newPoly) == (Bool) 1)
1161 {
1162 pos--; // We may proceed to look at the next polynomial
1163 }
1164 else // Otherwise some reduction took place so we have to start again
1165 {
1166 // If we are restricting prolongations based on degree,...
1167 if(degRestrict == 1)

```

```

1168 {
1169 // ...and if the degree of the lead term of the new
1170 // polynomial exceeds the current bound...
1171 if(fMonLength(fAlgLeadMonom(newPoly)) > d)
1172 {
1173 // ...we must adjust the bound accordingly
1174 d = fMonLength(fAlgLeadMonom(newPoly));
1175 if(pl > 1) printf("New value of d=%u\n", d);
1176 twod = 2*d;
1177 }
1178 }
1179
1180 // Add the new polynomial onto the list
1181 if(IType < 3) // Local division
1182 {
1183 if(SType == 1) // DegRevLex sorted
1184 {
1185 // Push the new polynomial onto the list
1186 old = fAlgListDegRevLexPushPosition(newPoly, new, &pushPos);
1187 // If it is inserted into the same position we may continue and look at the next polynomial
1188 if(pushPos == pos) pos--;
1189 // If it is inserted into a later position we continue from one position above
1190 else if(pushPos > pos) pos = pushPos - 1;
1191 // Note: the case pushPos < pos cannot occur
1192 }
1193 else if(SType == 2) // No sorting
1194 {
1195 // Push the new polynomial onto the end of the list
1196 old = fAlgListAppend(new, fAlgListSingle(newPoly));
1197 // Return to the end of the list minus one
1198 // (we know the last element is irreducible)
1199 pos = fAlgListLength(old) - 1;
1200 }
1201 else // Sorted by main ordering
1202 {
1203 // Push the new polynomial onto the list
1204 old = fAlgListNormalPush(newPoly, new);
1205 // Return to the end of the list
1206 pos = fAlgListLength(old);
1207 }
1208 }
1209 else // Global division
1210 {
1211 // Push the new polynomial onto the end of the list
1212 old = fAlgListAppend(new, fAlgListSingle(newPoly));
1213 // Return to the end of the list minus one
1214 // (we know the last element is irreducible)
1215 pos = fAlgListLength(old) - 1;
1216 }
1217 }
1218 }
1219 else // The polynomial reduced to zero
1220 {

```

```

1221 // Remove the polynomial from the list
1222 old = fAlgListCopy(new);
1223 // Continue to look at the next element
1224 pos--;
1225 if(pl > 2) printf("Reduced_p_t_o_0\n");
1226 }
1227 }
1228 }
1229 else // The input basis is empty or consists of a single polynomial
1230 return input;
1231
1232 // Return the fully autoreduced basis
1233 return old;
1234 }
1235
1236 /*
1237 * Function Name: Seiler
1238 *
1239 * Overview: Implements Seiler's original algorithm for computing locally involutive bases
1240 *
1241 * Detail: Given a list of polynomials, this algorithm computes a
1242 * Locally Involutive Basis for the input basis by the following
1243 * iterative method: find all prolongations, choose the 'lowest'
1244 * one, autoreduce, find all prolongations, ...
1245 *
1246 * External Variables Required: int degRestrict, IType, nOfGenerators, pl, SType;
1247 * ULong nOfProlongations;
1248 * Global Variables Used: ULong d, twod;
1249 *
1250 */
1251 FAlgList
1252 Seiler(FBasis)
1253 FAlgList FBasis;
1254 {
1255 FAlgList H = fAlgListNul, HCopy = fAlgListNul, soFar = fAlgListNul, S;
1256 FAlg g, gNew, h;
1257 FMonPairList vars = fMonPairListNul, varsCopy,
1258 factors = fMonPairListNul;
1259 FMon all, LMh, Lmult, Rmult, nonMultiplicatives;
1260 ULong precount, count, degTest, len, i, cutoffL, cutoffR;
1261 short escape, degBound, flag, trip;
1262
1263 if(pl > 0) printf("\nComputing_an_Involutive_Basis...\n");
1264
1265 if(IType < 3) // Local division
1266 {
1267 // Create a monomial containing all generators
1268 all = fMonOne();
1269 for(i = 1; i <= (ULong) nOfGenerators; i++)
1270 all = fMonTimes(all, ASCIIMon(i));
1271 }
1272
1273 // If prolongations are restricted by degree

```

```

1274 if(degRestrict == 1)
1275 {
1276 d = maxDegree(FBasis); // Initialise the value of d
1277 if(pl > 1) printf("Initial value of d = %u\n", d);
1278
1279 /*
1280 * There is no point in looking at prolongations of length
1281 * 2*d or more as these cannot possibly be associated with
1282 * S-Polynomials – they are in effect 'disjoint overlaps'.
1283 */
1284 twod = 2*d;
1285 }
1286
1287 // Turn head reduction off
1288 headReduce = 0;
1289
1290 // Remove duplicates from the input basis
1291 FBasis = fAlgListRemDups(FBasis);
1292
1293 // If the basis should be kept sorted, do the initial sorting now
1294 if((IType < 3) && (SType != 2)) FBasis = fAlgListSort(FBasis, SType);
1295
1296 // Now Autoreduce FBasis and place the result in H
1297 if(pl > 1) printf("Autoreducing...\n");
1298 precount = fAlgListLength(FBasis); // Determine size of basis before autoreduction
1299 H = IAutoreduceFull(FBasis); // Fully autoreduce the basis
1300 count = fAlgListLength(H); // Determine size of basis after autoreduction
1301 if((pl > 0) && (count < precount))
1302 printf("Autoreduction reduced the basis to size %u...\n", count);
1303
1304 // Check for trivial ideal
1305 if((count == 1) & (fAlgIsOne(H -> first) == (Bool) 1))
1306 return fAlgListSingle(fAlgOne());
1307
1308 /*
1309 * soFar will store all polynomials that will appear in H
1310 * at any time so that we do not introduce duplicates into the set.
1311 * To begin with, all we have encountered are the polynomials
1312 * in the autoreduced input basis.
1313 */
1314 soFar = fAlgListCopy(H);
1315
1316 escape = 1; // To enable the following while loop to begin
1317 while(escape == 1)
1318 {
1319 if(IType < 3) // Calculate multiplicative variables for GBasis
1320 {
1321 vars = OverlapDiv(H);
1322 varsCopy = fMonPairListCopy(vars); // Make a copy for traversal
1323 }
1324
1325 HCopy = fAlgListCopy(H); // Make a copy of H for traversal
1326

```

```

1327 // S will hold all the possible prolongations
1328 S = fAlgListNul;
1329
1330 while(HCopy) // For each h in H
1331 {
1332 h = HCopy -> first; // Extract a polynomial
1333 LMh = fAlgLeadMonom(h); // Find the lead monomial
1334 if(pl == 3) printf("Analysing_%s...\n", fMonToStr(LMh));
1335 if(pl > 3) printf("Analysing_%s...\n", fAlgToStr(h));
1336 HCopy = HCopy -> rest; // Advance to the next polynomial
1337
1338 // Assume to begin with that any prolongations of this polynomial are OK
1339 degBound = 0;
1340 if(degRestrict == 1) // If we are restricting prolongations by degree...
1341 {
1342 // ...and if the length of any prolongation of g exceeds the bound...
1343 if(fMonLength(LMh) + 1 >= twod)
1344 {
1345 // ..ignore all prolongations involving this polynomial
1346 degBound = 1;
1347 if(pl > 2) printf("Degree_of_lead_term_exceeds_2*d-1\n");
1348 if(IType < 3) // Local division - advance to the next polynomial
1349 varsCopy = varsCopy -> rest;
1350 }
1351 }
1352
1353 // Step 1 - find all prolongations
1354
1355 if((IType < 3) && (degBound == 0)) // Local division
1356 {
1357 // Extract the left and right multiplicative variables for this polynomial
1358 Lmult = varsCopy -> lft;
1359 Rmult = varsCopy -> rt;
1360 varsCopy = varsCopy -> rest;
1361
1362 // LEFT PROLONGATIONS
1363
1364 // Construct the left nonmultiplicative variables
1365 nonMultiplicatives = all;
1366 while(fMonIsOne(Lmult) != (Bool) 1) // For each left multiplicative variable
1367 {
1368 // Eliminate one multiplicative variable
1369 factors = fMonDivFirst(nonMultiplicatives, fMonPrefix(Lmult, 1), &flag);
1370 nonMultiplicatives = fMonTimes(factors -> lft, factors -> rt);
1371 Lmult = fMonRest(Lmult);
1372 }
1373 Lmult = nonMultiplicatives;
1374 // Find the number of left nonmultiplicative variables
1375 len = fMonLength(Lmult);
1376
1377 // For each variable x_i that is not Left Multiplicative for $LM(g)$
1378 for(i = 1; i <= len; i++)
1379 {

```



```

1380 if(pl == 3) printf("Adding Left Prolongation by variable #%u to S...\n", i);
1381 if(pl > 3) printf("Adding Left Prolongation by %s to S...\n", fMonLeadVar(Lmult));
1382 S = fAlgListPush(fAlgTimes(fAlgMonom(qOne(), fMonPrefix(Lmult, 1)), h), S);
1383 Lmult = fMonRest(Lmult);
1384 }
1385
1386 // RIGHT PROLONGATIONS
1387
1388 // Construct the right nonmultiplicative variables
1389 nonMultiplicatives = all;
1390 while(fMonIsOne(Rmult) != (Bool) 1) // For each right multiplicative variable
1391 {
1392 // Eliminate one multiplicative variable
1393 factors = fMonDivFirst(nonMultiplicatives, fMonPrefix(Rmult, 1), &flag);
1394 nonMultiplicatives = fMonTimes(factors -> lft, factors -> rt);
1395 Rmult = fMonRest(Rmult);
1396 }
1397 Rmult = nonMultiplicatives;
1398 // Find the number of right nonmultiplicative variables
1399 len = fMonLength(Rmult);
1400
1401 // For each variable x_i that is not Right Multiplicative for $LM(g)$
1402 for(i = 1; i <= len; i++)
1403 {
1404 if(pl == 3) printf("Adding Right Prolongation by variable #%u to S...\n", i);
1405 if(pl > 3) printf("Adding Right Prolongation by %s to S...\n", fMonLeadVar(Rmult));
1406 S = fAlgListPush(fAlgTimes(h, fAlgMonom(qOne(), fMonPrefix(Rmult, 1))), S);
1407 Rmult = fMonRest(Rmult);
1408 }
1409 }
1410 else if((IType >= 3) && (degBound == 0)) // Global division
1411 {
1412 // Find the multiplicative variables for this monomial
1413 if(IType == 3) LMultVars(LMh, &cutoffL, &cutoffR);
1414 else if(IType == 4) RMultVars(LMh, &cutoffL, &cutoffR);
1415 else EMultVars(LMh, &cutoffL, &cutoffR);
1416 if(pl > 4) printf("cutoff (%s) = (%u, %u)\n", fMonToStr(LMh), cutoffL, cutoffR);
1417
1418 // LEFT PROLONGATIONS
1419
1420 // For each variable x_i that is not Left Multiplicative for $LM(g)$
1421 for(i = cutoffR; i < (ULong) nOfGenerators; i++)
1422 {
1423 // Construct a nonmultiplicative variable
1424 Lmult = ASCII Mon(i+1);
1425
1426 if(pl == 3) printf("Adding Left Prolongation by variable #%u to S...\n", i);
1427 if(pl > 3) printf("Adding Left Prolongation by %s to S...\n", fMonToStr(Lmult));
1428 S = fAlgListPush(fAlgTimes(fAlgMonom(qOne(), Lmult), h), S);
1429 }
1430
1431 // RIGHT PROLONGATIONS
1432

```

```

1433 // For each variable x_i that is not Right Multiplicative for $LM(g)$
1434 for(i = 1; i < cutoffL; i++)
1435 {
1436 // Construct a nonmultiplicative variable
1437 Rmult = ASCII Mon(i);
1438
1439 if(pl == 3) printf("Adding Right Prolongation by variable #u to S...\n", i-1);
1440 if(pl > 3) printf("Adding Right Prolongation by %s to S...\n", fMonToStr(Rmult));
1441 S = fAlgListPush(fAlgTimes(h, fAlgMonom(qOne(), Rmult)), S);
1442 }
1443 }
1444 }
1445
1446 // Step 2 – Find the lowest prolongation w.r.t. chosen monomial order
1447
1448 // Turn head reduction on when finding a suitable prolongation
1449 headReduce = 1;
1450
1451 // If there are no prolongations we may exit the loop
1452 if(!S) escape = 0;
1453 else
1454 {
1455 // Sort the list of prolongations w.r.t. the chosen monomial order
1456 S = fAlgListSort(S, 3);
1457 // Reverse the list so that the 'lowest' prolongation comes first
1458 S = fAlgListFXRev(S);
1459
1460 // Obtain the first non-zero head-reduced element of the list
1461 g = S -> first; // Extract a prolongation
1462 trip = 0;
1463 // While there are prolongations left to look at and while we have
1464 // not yet found a non-zero head-reduced prolongation
1465 while((fAlgListLength(S) > 0) && (trip == 0))
1466 {
1467 // Involutively head-reduce the prolongation
1468 gNew = IPolyReduce(g, H, vars);
1469 if(fAlgIsZero(gNew) == (Bool) 0) // If the prolongation did not reduce to zero
1470 {
1471 // Turn off head reduction
1472 headReduce = 0;
1473 // 'Fully' involutively reduce
1474 gNew = IPolyReduce(gNew, H, vars);
1475 gNew = findGCD(gNew); // Divide through by the GCD
1476 // Turn head reduction back on
1477 headReduce = 1;
1478 // If we have not encountered this polynomial before
1479 if(fAlgListIsMember(gNew, soFar) == (Bool) 0)
1480 {
1481 trip = 1; // We may exit the loop
1482 headReduce = 0; // We do not need head reduction any more
1483 }
1484 else // Otherwise we go on to look at the next prolongation
1485 {

```

```

1486 S = S -> rest; // Advance the list
1487 if(S) g = S -> first; // If there are any more prolongations extract one
1488 }
1489 }
1490 else // Otherwise we go on to look at the next prolongation
1491 {
1492 S = S -> rest; // Advance the list
1493 if(S) g = S -> first; // If there are any more prolongations extract one
1494 }
1495 }
1496
1497 // If no suitable prolongations were found we may exit the loop
1498 if(!S) escape = 0;
1499 else
1500 {
1501 // Step 3 – Add the polynomial to the basis
1502
1503 if(pl > 2) printf("First_Non-Zero_Reduced_Prolongation=%s\n", fAlgToStr(g));
1504 if(pl > 2) printf("Prolongation_after_reduction=%s\n", fAlgToStr(gNew));
1505 nOfProlongations++; // Increase the counter for the number of prolongations processed
1506
1507 // Check for trivial ideal
1508 if(fAlgIsOne(gNew) == (Bool) 1) return fAlgListSingle(fAlgOne());
1509
1510 // Adjust the prolongation degree bound if necessary
1511 if(degRestrict == 1)
1512 {
1513 if(fAlgEqual(g, gNew) == (Bool) 0) // If the polynomial was reduced...
1514 {
1515 degTest = fMonLength(fAlgLeadMonom(gNew));
1516 if(degTest > d) // ...and if the degree of the new polynomial exceeds the bound...
1517 {
1518 // ...adjust the bound accordingly
1519 d = degTest;
1520 if(pl > 1) printf("New_value_of_d=%u\n", d);
1521 twod = 2*d;
1522 }
1523 }
1524 }
1525
1526 // Push the new polynomial onto the list
1527 if(IType < 3) // Local division
1528 {
1529 if(SType == 1) H = fAlgListDegRevLexPush(gNew, H); // DegRevLex sort
1530 else if(SType == 2) H = fAlgListAppend(H, fAlgListSingle(gNew)); // No sorting – just append
1531 else H = fAlgListNormalPush(gNew, H); // Sort by monomial ordering
1532 }
1533 else H = fAlgListAppend(H, fAlgListSingle(gNew)); // Just append onto end
1534
1535 count++; // Increase the counter for the number of polynomials in the basis
1536 if(pl > 1) printf("Added_Polynomial_#%u_to_Basis_namely\n%s\n", count, fAlgToStr(gNew));
1537 if(pl == 1) printf("Added_Polynomial_#%u_to_Basis...\n", count);
1538 // Indicate that we have encountered a new polynomial for future reference

```

```

1539 soFar = fAlgListPush(gNew, soFar);
1540
1541 // Step 4 - Autoreduce
1542
1543 precount = count; // Determine size of basis before autoreduction
1544 H = IAutoreduceFull(H); // Fully autoreduce the basis
1545 count = fAlgListLength(H); // Determine size of basis after autoreduction
1546 if((pl > 0) && (count < precount))
1547 printf("Autoreduction reduced the basis to size %u...\n", count);
1548
1549 // Check for trivial ideal
1550 if((count == 1) && (fAlgsOne(H -> first) == (Bool) 1))
1551 return fAlgListSingle(fAlgOne());
1552 }
1553 }
1554 }
1555 if(pl > 0) printf("...Involutive Basis Computed.\n");
1556
1557 headReduce = 0; // Reset the value of headReduce
1558 return H;
1559 }
1560
1561 /*
1562 * Function Name: Gerdt
1563 *
1564 * Overview: Implements Gerdt's advanced algorithm for computing locally involutive bases
1565 *
1566 * Detail: Given a list of polynomials, this algorithm computes a
1567 * Locally Involutive Basis for the input basis using the method
1568 * outlined in the paper "Involutive Division Technique:
1569 * Some generalisations and optimisations" by V. P. Gerdt.
1570 *
1571 * External Variables Required: int degRestrict, IType, nOfGenerators, pl, SType;
1572 * ULong nOfProlongations;
1573 * Global Variables Used: ULong d, twod;
1574 * int headReduce;
1575 *
1576 */
1577 FAlgList
1578 Gerdt(FBasis)
1579 FAlgList FBasis;
1580 {
1581 FAlgList GBasis = fAlgListNul, soFar = fAlgListNul,
1582 Tp = fAlgListNul, Qp = fAlgListNul,
1583 Tp2 = fAlgListNul, Qp2 = fAlgListNul;
1584 FAlg f, g, h, gDotx, candidatePoly, testPoly;
1585 FMonPairList Tv = fMonPairListNul, Qv = fMonPairListNul,
1586 Tv2 = fMonPairListNul, vars = fMonPairListNul;
1587 FMonList Tm = fMonListNul, Qm = fMonListNul,
1588 Tm2 = fMonListNul;
1589 FMonPair P, fVars, gVars, hVars;
1590 FMon PL, PR, fVarsL, fVarsR, gVarsL, gVarsR, hVarsL, hVarsR,
1591 LMf, LMg, LMh, all, DL, DR, gen, NML, NMR, u,

```

```

1592 candidateVariable, mult, compare;
1593 ULong i, j, candidatePos, count, cutoffL, cutoffR,
1594 degTest, lowest, precount, pos;
1595 short add, escape, LorR;
1596 Bool balance;
1597
1598 if(pl > 0) printf("\nComputing an Involutive Basis...\n");
1599
1600 if(IType < 3) // Local division
1601 {
1602 // Create a monomial containing all generators
1603 all = fMonOne();
1604 for(i = 1; i <= (ULong) nOfGenerators; i++)
1605 all = fMonTimes(all, ASCIIMon(i));
1606 }
1607
1608 // If prolongations are restricted by degree
1609 if(degRestrict == 1)
1610 {
1611 d = maxDegree(FBasis); // Initialise the value of d
1612 if(pl > 1) printf("Initial value of d = %u\n", d);
1613
1614 /*
1615 * There is no point in looking at prolongations of length
1616 * 2*d or more as these cannot possibly be associated with
1617 * S-Polynomials – they are in effect 'disjoint overlaps'.
1618 */
1619 twod = 2*d;
1620 }
1621
1622 // Turn head reduction off
1623 headReduce = 0;
1624
1625 // Remove duplicates from the input basis
1626 FBasis = fAlgListRemDups(FBasis);
1627
1628 // If the basis should be kept sorted, do the initial sorting now
1629 if((IType < 3) && (SType != 2)) FBasis = fAlgListSort(FBasis, SType);
1630
1631 // Now Autoreduce FBasis and place the result in FBasis
1632 if(pl > 1) printf("Autoreducing...\n");
1633 precount = fAlgListLength(FBasis); // Determine size of basis before autoreduction
1634 FBasis = IAutoreduceFull(FBasis); // Fully autoreduce the basis
1635 count = fAlgListLength(FBasis); // Determine size of basis after autoreduction
1636 if((pl > 0) && (count < precount))
1637 printf("Autoreduction reduced the basis to size %u...\n", count);
1638
1639 // Check for trivial ideal
1640 if((count == 1) & (fAlgIsOne(FBasis -> first) == (Bool) 1))
1641 return fAlgListSingle(fAlgOne());
1642
1643 /*
1644 * soFar will store all polynomials that will appear

```

```

1645 * at any time so that we do not introduce duplicates into the set.
1646 * To begin with, all we have encountered are the polynomials
1647 * in the autoreduced input basis.
1648 */
1649 soFar = fAlgListCopy(FBasis);
1650
1651 // Choose g \in F with lowest LM(g) w.r.t. <
1652 g = fAlgListNumber((fAlgListLowest(FBasis)), FBasis);
1653
1654 // Add entry (g, LM(g), (\emptyset, \emptyset)) to T
1655 Tp = fAlgListPush(g, Tp);
1656 Tm = fMonListPush(fAlgLeadMonom(g), Tm);
1657 Tv = fMonPairListPush(fMonOne(), fMonOne(), Tv);
1658
1659 // Add entry to G
1660 GBasis = fAlgListPush(g, GBasis);
1661 if(pl > 1) printf("Adding %s to G... \n", fAlgToStr(g), fAlgListLength(GBasis));
1662 else if(pl == 1) printf("Added a first polynomial to G... \n");
1663
1664 // For each f \in FBasis \setminusminus {g}...
1665 while(FBasis)
1666 {
1667 f = FBasis -> first;
1668 if(fAlgEqual(g, f) == (Bool) 0)
1669 {
1670 // Add entry (f, LM(f), (\emptyset, \emptyset)) to Q
1671 Qp = fAlgListPush(f, Qp);
1672 Qm = fMonListPush(fAlgLeadMonom(f), Qm);
1673 Qv = fMonPairListPush(fMonOne(), fMonOne(), Qv);
1674 }
1675 FBasis = FBasis -> rest;
1676 }
1677 if(pl > 3) printf("Constructed Q... \n");
1678
1679 do // Repeat until Q is empty
1680 {
1681 h = fAlgZero();
1682
1683 // While Q is not empty and h is not equal to 0
1684 while((fAlgListLength(Qp) > 0) && (fAlgsZero(h) == (Bool) 1))
1685 {
1686 // Choose the g in (g, u (PL, PR)) \in Q with lowest LM(g) w.r.t. <
1687 lowest = fAlgListLowest(Qp);
1688 g = fAlgListNumber(lowest, Qp);
1689 u = fMonListNumber(lowest, Qm);
1690 P = fMonPairListNumber(lowest, Qv);
1691 if(pl > 2) printf("Testing g = %s... \n", fAlgToStr(g));
1692
1693 // Remove entry from Q
1694 Qp = fAlgListRemoveNumber(lowest, Qp);
1695 Qm = fMonListRemoveNumber(lowest, Qm);
1696 Qv = fMonPairListRemoveNumber(lowest, Qv);
1697

```

```

1698 if(IType < 3) // Find Local Multiplicative Variables for GBasis
1699 vars = OverlapDiv(GBasis);
1700
1701 // If the criterion is false... (to be implemented in the future...)
1702 // if(NCcriterion(g, u, Tp, Tm, GBasis, vars) == 0)
1703 {
1704 // ...then find the normal form of g w.r.t. GBasis
1705 soFar = fAlgListPush(g, soFar);
1706 h = IPolyReduce(g, GBasis, vars); // Find the involutive normal form
1707 h = findGCD(h); // Divide through by the GCD
1708 if(pl > 2) printf("...Reducedgtoh=s...\n", fAlgToStr(h));
1709 }
1710 // else if(pl > 2) printf("... Criterion used to discard g...\n");
1711 }
1712
1713 // If h ≠ 0
1714 if(fAlgIsZero(h) == (Bool) 0)
1715 {
1716 // Add h to GBasis and recalculate multiplicative variables if necessary
1717 if(IType < 3)
1718 {
1719 pos = 1;
1720 if(SType == 1) GBasis = fAlgListDegRevLexPushPosition(h, GBasis, &pos); // DegRevLex sort
1721 else if(SType == 2) GBasis = fAlgListAppend(GBasis, fAlgListSingle(h)); // No sorting – just append
1722 else GBasis = fAlgListNormalPush(h, GBasis); // Sort by monomial ordering
1723
1724 vars = OverlapDiv(GBasis); // Full recalculate
1725 }
1726 else GBasis = fAlgListAppend(GBasis, fAlgListSingle(h)); // Just append onto end
1727
1728 if(pl > 1) printf("AddedstoG(%u)...\n", fAlgToStr(h), fAlgListLength(GBasis));
1729 else if(pl == 1) printf("AddedapolynomialtoGUUUUUUU(%u)...\n", fAlgListLength(GBasis));
1730
1731 LMh = fAlgLeadMonom(h);
1732
1733 if(degRestrict == 1) // If we are restricting prolongations by degree...
1734 {
1735 degTest = fMonLength(LMh);
1736 if(degTest > d) // ...and if the degree of the new polynomial exceeds the bound...
1737 {
1738 // ...adjust the bound accordingly
1739 d = degTest;
1740 if(pl > 1) printf("Newvalueofd=u%u\n", d);
1741 twod = 2*d;
1742 }
1743 }
1744
1745 // If LM(h) == LM(g)
1746 if(fMonEqual(fAlgLeadMonom(g), LMh) == (Bool) 1)
1747 {
1748 // Add entry to T
1749 Tp = fAlgListPush(h, Tp);
1750 Tm = fMonListPush(u, Tm);

```

```

1751 if(pl > 4) printf("Modifying Tu(sizeu%u)...\n", fAlgListLength(Tp));
1752
1753 // Find intersection of P and NM_I(h, G)
1754 // (Note: NM_I(h, G) = nonmultiplicative variables)
1755 PL = P.lft;
1756 PR = P.rt;
1757
1758 if(IType < 3) // Local division
1759 {
1760 // Find NM_I(h, GBasis)
1761 pos = fAlgListPosition(h, GBasis);
1762 hVars = fMonPairListNumber(pos, vars);
1763 hVarsL = hVars.lft;
1764 hVarsR = hVars.rt;
1765
1766 NML = fMonOne();
1767 NMR = fMonOne();
1768 j = 1;
1769
1770 // Calculate the intersection
1771 while(j <= (ULong) nOfGenerators)
1772 {
1773 gen = ASCIIMon(j);
1774
1775 // If gen appears in PL (nonmultiplicatives) but not in hVarsL (multiplicatives)
1776 if((fMonIsMultiplicative(gen, PL) == 1) && (fMonIsMultiplicative(gen, hVarsL) == 0))
1777 NML = fMonTimes(NML, gen); // gen appears in the left intersection
1778 // If gen appears in PR (nonmultiplicatives) but not in hVarsR (multiplicatives)
1779 if((fMonIsMultiplicative(gen, PR) == 1) && (fMonIsMultiplicative(gen, hVarsR) == 0))
1780 NMR = fMonTimes(NMR, gen); // gen appears in the right intersection
1781
1782 j++; // Get ready to look at the next variable
1783 }
1784 }
1785 else if(IType >= 3) // Global division
1786 {
1787 // Find the multiplicative variables
1788 if(IType == 3) LMultVars(LMh, &cutoffL, &cutoffR);
1789 else if(IType == 4) RMultVars(LMh, &cutoffL, &cutoffR);
1790 else EMultVars(LMh, &cutoffL, &cutoffR);
1791 NML = fMonOne();
1792 NMR = fMonOne();
1793
1794 // Calculate the left intersection
1795 for(j = cutoffR+1; j <= (ULong) nOfGenerators; j++)
1796 {
1797 gen = ASCIIMon(j); // Obtain a nonmultiplicative variable
1798 // If it appears in PL it appears in the intersection
1799 if(fMonIsMultiplicative(gen, PL) == 1)
1800 NML = fMonTimes(NML, gen);
1801 }
1802
1803 // Calculate the right intersection

```



```

1804 for(j = 1; j < cutoffL; j++)
1805 {
1806 gen = ASCIIMon(j); // Obtain a nonmultiplicative variable
1807 // If it appears in PR it appears in the intersection
1808 if(fMonIsMultiplicative(gen, PR) == 1)
1809 NMR = fMonTimes(NMR, gen);
1810 }
1811 }
1812
1813 // Add an entry to Tv
1814 Tv = fMonPairListPush(NML, NMR, Tv);
1815 }
1816 else // Add entry to T and adjust the lists
1817 {
1818 // Add entry to T
1819 Tp = fAlgListPush(h, Tp);
1820 Tm = fMonListPush(LMh, Tm);
1821 Tv = fMonPairListPush(fMonOne(), fMonOne(), Tv);
1822 if(pl > 4) printf("Modifying T (size %u) ... \n", fAlgListLength(Tp));
1823
1824 // Set up lists for next operation
1825 Tp2 = fAlgListNul;
1826 Tm2 = fMonListNul;
1827 Tv2 = fMonPairListNul;
1828
1829 // For each (f, v, (DL, DR)) \in T
1830 if(pl > 4) printf("Adjusting Multiplicative Variables ... \n");
1831 while(Tp)
1832 {
1833 f = Tp -> first; // Extract a polynomial
1834 LMf = fAlgLeadMonom(f);
1835
1836 if(pl > 4) printf("Testing (%s, %s) \n", fMonToStr(LMh), fMonToStr(LMf));
1837
1838 // If LM(h) < LM(f)
1839 if(theOrdFun(LMh, LMf) == (Bool) 1)
1840 {
1841 // Add entry to Q
1842 Qp = fAlgListPush(Tp -> first, Qp);
1843 Qm = fMonListPush(Tm -> first, Qm);
1844 Qv = fMonPairListPush(Tv -> lft, Tv -> rt, Qv);
1845
1846 // Discard f from GBasis
1847 GBasis = fAlgListFXRem(GBasis, f);
1848 if(pl > 1) printf("Discarded %s from G (%u) ... \n", fAlgToStr(f), fAlgListLength(GBasis));
1849 else if (pl == 1) printf("Discarded a polynomial from G (%u) ... \n", fAlgListLength(GBasis));
1850 }
1851 }
1852 else
1853 {
1854 // Keep entry in T
1855 Tp2 = fAlgListPush(Tp -> first, Tp2);
1856 Tm2 = fMonListPush(Tm -> first, Tm2);
1857 Tv2 = fMonPairListPush(Tv -> lft, Tv -> rt, Tv2);

```

```

1857 }
1858 // Advance the lists to the next entry
1859 Tp = Tp -> rest;
1860 Tm = Tm -> rest;
1861 Tv = Tv -> rest;
1862 }
1863
1864 // Set up lists for next operation
1865 Tp = fAlgListNul;
1866 Tm = fMonListNul;
1867 Tv = fMonPairListNul;
1868
1869 // Recalculate multiplicative variables
1870 if(IType < 3) vars = OverlapDiv(GBasis);
1871
1872 // For each (f, v, (DL, DR)) \in T
1873 while(Tp2)
1874 {
1875 // Keep f and v as they are
1876 f = Tp2 -> first;
1877 Tp = fAlgListPush(f, Tp);
1878 Tm = fMonListPush(Tm2 -> first, Tm);
1879 DL = Tv2 -> lft;
1880 DR = Tv2 -> rt;
1881
1882 // Find intersection of D and NM_I(f, G)
1883 if(IType < 3) // Local division
1884 {
1885 // Find NM_I(f, GBasis)
1886 pos = fAlgListPosition(f, GBasis);
1887 fVars = fMonPairListNumber(pos, vars);
1888 fVarsL = fVars.lft;
1889 fVarsR = fVars.rt;
1890
1891 NML = fMonOne();
1892 NMR = fMonOne();
1893 j = 1;
1894
1895 // Calculate the intersection
1896 while(j <= (ULong) nOfGenerators)
1897 {
1898 gen = ASCIIMon(j);
1899
1900 // If gen appears in DL (nonmultiplicatives) but not in fVarsL (multiplicatives)
1901 if ((fMonIsMultiplicative(gen, DL) == 1) && (fMonIsMultiplicative(gen, fVarsL) == 0))
1902 NML = fMonTimes(NML, gen); // gen appears in the left intersection
1903 // If gen appears in DR (nonmultiplicatives) but not in fVarsR (multiplicatives)
1904 if ((fMonIsMultiplicative(gen, DR) == 1) && (fMonIsMultiplicative(gen, fVarsR) == 0))
1905 NMR = fMonTimes(NMR, gen); // gen appears in the right intersection
1906
1907 j++; // Get ready to look at the next variable
1908 }
1909 }

```

```

1910
1911 else if (IType >= 3) // Global division
1912 {
1913 // Find the multiplicative variables
1914 if(IType == 3) LMultVars(fAlgLeadMonom(f), &cutoffL, &cutoffR);
1915 else if(IType == 4) RMultVars(fAlgLeadMonom(f), &cutoffL, &cutoffR);
1916 else EMultVars(fAlgLeadMonom(f), &cutoffL, &cutoffR);
1917 NML = fMonOne();
1918 NMR = fMonOne();
1919
1920 // Calculate the left intersection
1921 for(j = cutoffR+1; j <= (ULong) nOfGenerators; j++)
1922 {
1923 gen = ASCIIMon(j); // Obtain a nonmultiplicative variable
1924 // If it appears in DL it appears in the intersection
1925 if(fMonIsMultiplicative(gen, DL) == 1)
1926 NML = fMonTimes(NML, gen);
1927 }
1928
1929 // Calculate the right intersection
1930 for(j = 1; j < cutoffL; j++)
1931 {
1932 gen = ASCIIMon(j); // Obtain a nonmultiplicative variable
1933 // If it appears in DR it appears in the intersection
1934 if(fMonIsMultiplicative(gen, DR) == 1)
1935 NMR = fMonTimes(NMR, gen);
1936 }
1937 }
1938
1939 // Add the nonmultiplicative variables to Tv
1940 Tv = fMonPairListPush(NML, NMR, Tv);
1941
1942 // Advance the lists
1943 Tp2 = Tp2 -> rest;
1944 Tm2 = Tm2 -> rest;
1945 Tv2 = Tv2 -> rest;
1946 }
1947 }
1948 }
1949
1950 // Recalculate multiplicative variables
1951 if(IType < 3) vars = OverlapDiv(GBasis);
1952
1953 // While exist (g, u, (PL, PR)) \in T and x \in NM_I(g, GBasis)\P and,
1954 // if Q \neq \emptyset, s.t. LM(prolongation) < LM(f) for all f in
1955 // (f, v, (DL, DR)) \in Q do...
1956 escape = 0;
1957 while(escape == 0)
1958 {
1959 // Construct a candidate set for (g, u, (PL, PR)), x
1960 if(pl > 3) printf("Finding candidates for (g,u,(PL,PR)),x...\n");
1961
1962 // Initialise variables

```

```

1963 Tp2 = fAlgListCopy(Tp);
1964 Tm2 = fMonListCopy(Tm);
1965 Tv2 = fMonPairListCopy(Tv);
1966 candidatePos = 0;
1967 candidatePoly = fAlgZero();
1968 candidateVariable = fMonOne();
1969 LorR = 0;
1970 if(IType < 3) vars = OverlapDiv(GBasis);
1971
1972 // For each (g, u, (PL, PR)) in T
1973 i = 1;
1974 while(Tp2)
1975 {
1976 // Extract information about the first entry in T
1977 g = Tp2 -> first;
1978 LMg = fAlgLeadMonom(g);
1979 PL = Tv2 -> lft;
1980 PR = Tv2 -> rt;
1981
1982 // Advance the copy of T
1983 Tp2 = Tp2 -> rest;
1984 Tm2 = Tm2 -> rest;
1985 Tv2 = Tv2 -> rest;
1986
1987 if(IType < 3) // Local division
1988 {
1989 pos = fAlgListPosition(g, GBasis);
1990 gVars = fMonPairListNumber(pos, vars);
1991 gVarsL = gVars.lft;
1992 gVarsR = gVars.rt;
1993
1994 j = 1;
1995 while(j <= (ULong) nOfGenerators) // For each generator
1996 {
1997 gen = ASCIIMon(j);
1998
1999 // LEFT PROLONGATIONS
2000
2001 // Look for nonmultiplicative variables not in PL (unprocessed)
2002 if((fMonIsMultiplicative(gen, PL) == 0) && (fMonIsMultiplicative(gen, gVarsL) == 0))
2003 {
2004 add = 1; // Candidate found
2005 mult = fMonTimes(gen, fAlgLeadMonom(g)); // Construct x.g
2006
2007 // If Q is not empty
2008 if(Qp)
2009 {
2010 // Make sure that LM(x.g) < LM(f) for all f in (f, v, D) \ in Q
2011 Qp2 = fAlgListCopy(Qp); // Make a copy of Q for processing
2012 while((fAlgListLength(Qp2) > 0) && (add == 1)) // For all f in (f, v, D) \ in Q
2013 {
2014 // Extract a lead monomial
2015 compare = fAlgLeadMonom(Qp2 -> first);

```

```

2016 Qp2 = Qp2 -> rest;
2017
2018 // If LM(x.g) not less than LM(f) ignore this candidate
2019 if(theOrdFun(mult, compare) == (Bool) 0) add = 0;
2020 }
2021 }
2022
2023 if(add == 1) // Candidate found for (g, u, (PL, PR)), x
2024 {
2025 if(candidatePos > 0) // This is not the first candidate tried
2026 // Returns 1 if mult < fAlgLeadMonom(candidatePoly)
2027 balance = theOrdFun(mult, fAlgLeadMonom(candidatePoly));
2028
2029 // If we are restricting prolongations by degree
2030 if(degRestrict == 1)
2031 {
2032 // If the degree bound is not exceeded and the candidate is valid
2033 if((fMonLength(LMg) + 1 < twod) && ((balance == (Bool) 1) || (candidatePos == 0)))
2034 {
2035 // Construct a candidate prolongation
2036 testPoly = fAlgTimes(fAlgMonom(qOne(), gen), g);
2037 // If we have not yet encountered this polynomial
2038 if(fAlgListIsMember(testPoly, soFar) == (Bool) 0)
2039 {
2040 // We have found a new candidate
2041 candidatePos = i;
2042 candidatePoly = testPoly;
2043 candidateVariable = gen;
2044 LorR = 0; // Left prolongation
2045 }
2046 }
2047 }
2048 // If we are not restricting prolongations by degree, proceed if
2049 // the candidate is valid (if this is the first candidate
2050 // encountered or LM(x.g) < LM(current candidate))
2051 else if((balance == (Bool) 1) | (candidatePos == 0))
2052 {
2053 // Construct a candidate prolongation
2054 testPoly = fAlgTimes(fAlgMonom(qOne(), gen), g);
2055 // If we have not yet encountered this polynomial
2056 if(fAlgListIsMember(testPoly, soFar) == (Bool) 0)
2057 {
2058 // We have found a new candidate
2059 candidatePos = i;
2060 candidatePoly = testPoly;
2061 candidateVariable = gen;
2062 LorR = 0; // Left prolongation
2063 }
2064 }
2065 }
2066 }
2067
2068 // RIGHT PROLONGATIONS

```

```

2069
2070 // Look for nonmultiplicative variables not in PR (unprocessed)
2071 if((fMonIsMultiplicative(gen, PR) == 0) && (fMonIsMultiplicative(gen, gVarsR) == 0))
2072 {
2073 add = 1; // Candidate found
2074 mult = fMonTimes(fAlgLeadMonom(g), gen); // Construct g.x
2075
2076 // If Q is not empty
2077 if(Qp)
2078 {
2079 // Make sure that LM(g.x) < LM(f) for all f in (f, v, D) \in Q
2080 Qp2 = fAlgListCopy(Qp); // Make a copy of Q for processing
2081
2082 while((fAlgListLength(Qp2) > 0) && (add == 1)) // For all f in (f, v, D) \in Q
2083 {
2084 // Extract a lead monomial
2085 compare = fAlgLeadMonom(Qp2 -> first);
2086 Qp2 = Qp2 -> rest;
2087
2088 // If LM(g.x) not less than LM(f) ignore this candidate
2089 if(theOrdFun(mult, compare) == (Bool) 0) add = 0;
2090 }
2091 }
2092
2093 if(add == 1) // Candidate found for (g, u, (PL, PR)), x
2094 {
2095 if(candidatePos > 0) // This is not the first candidate tried
2096 // Returns 1 if mult < fAlgLeadMonom(candidatePoly)
2097 balance = theOrdFun(mult, fAlgLeadMonom(candidatePoly));
2098
2099 // If we are restricting prolongations by degree
2100 if(degRestrict == 1)
2101 {
2102 // If the degree bound is not exceeded and the candidate is valid
2103 if((fMonLength(LMg) + 1 < twod) && ((balance == (Bool) 1) || (candidatePos == 0)))
2104 {
2105 // Construct a candidate prolongation
2106 testPoly = fAlgTimes(g, fAlgMonom(qOne(), gen));
2107
2108 // If we have not yet encountered this polynomial
2109 if(fAlgListIsMember(testPoly, soFar) == (Bool) 0)
2110 {
2111 // We have found a new candidate
2112 candidatePos = i;
2113 candidatePoly = testPoly;
2114 candidateVariable = gen;
2115 LorR = 1; // Right prolongation
2116 }
2117 }
2118 }
2119 // If we are not restricting prolongations by degree, proceed if
2120 // the candidate is valid (if this is the first candidate
2121 // encountered or LM(g.x) < LM(current candidate))

```

```

2122 else if((balance == (Bool) 1) | (candidatePos == 0))
2123 {
2124 // Construct a candidate prolongation
2125 testPoly = fAlgTimes(g, fAlgMonom(qOne(), gen));
2126 // If we have not yet encountered this polynomial
2127 if(fAlgListIsMember(testPoly, soFar) == (Bool) 0)
2128 {
2129 // We have found a new candidate
2130 candidatePos = i;
2131 candidatePoly = testPoly;
2132 candidateVariable = gen;
2133 LorR = 1; // Right prolongation
2134 }
2135 }
2136 }
2137 }
2138 j++; // Move onto the next variable
2139 }
2140 }
2141 else if(IType >= 3) // Global division
2142 {
2143 // Obtain the multiplicative variables for this polynomial
2144 if(IType == 3) LMultVars(fAlgLeadMonom(g), &cutoffL, &cutoffR);
2145 else if(IType == 4) RMultVars(fAlgLeadMonom(g), &cutoffL, &cutoffR);
2146 else EMultVars(fAlgLeadMonom(g), &cutoffL, &cutoffR);
2147
2148 // LEFT PROLONGATIONS
2149
2150 // For each left nonmultiplicative variable
2151 for(j = cutoffR+1; j <= (ULong) nOfGenerators; j++)
2152 {
2153 gen = ASCIIMon(j);
2154
2155 if(fMonIsMultiplicative(gen, PL) == 0) // Not in P (unprocessed)
2156 {
2157 add = 1; // Candidate found
2158 mult = fMonTimes(gen, fAlgLeadMonom(g)); // Construct x.g
2159
2160 // If Q is not empty
2161 if(Qp)
2162 {
2163 // Make sure that LM(x.g) < LM(f) for all f in (f, v, D) \in Q
2164 Qp2 = fAlgListCopy(Qp); // Make a copy of Q for processing
2165
2166 while((fAlgListLength(Qp2) > 0) && (add == 1)) // For all f in (f, v, D) \in Q
2167 {
2168 // Extract a lead monomial
2169 compare = fAlgLeadMonom(Qp2 -> first);
2170 Qp2 = Qp2 -> rest;
2171
2172 // If LM(x.g) not less than LM(f) ignore this candidate
2173 if(theOrdFun(mult, compare) == (Bool) 0) add = 0;
2174 }

```

```

2175 }
2176
2177 if(add == 1) // Candidate found for (g, u, (PL, PR)), x
2178 {
2179 if(candidatePos > 0) // This is not the first candidate tried
2180 // Returns 1 if mult < fAlgLeadMonom(candidatePoly)
2181 balance = theOrdFun(mult, fAlgLeadMonom(candidatePoly));
2182
2183 // If we are restricting prolongations by degree
2184 if(degRestrict == 1)
2185 {
2186 // If the degree bound is not exceeded and the candidate is valid
2187 if((fMonLength(LMg) + 1 < twod) && ((balance == (Bool) 1) || (candidatePos == 0)))
2188 {
2189 // Construct a candidate prolongation
2190 testPoly = fAlgTimes(fAlgMonom(qOne(), gen), g);
2191 // If we have not yet encountered this polynomial
2192 if(fAlgListIsMember(testPoly, soFar) == (Bool) 0)
2193 {
2194 // We have found a new candidate
2195 candidatePos = i;
2196 candidatePoly = testPoly;
2197 candidateVariable = gen;
2198 LorR = 0; // Left prolongation
2199 }
2200 }
2201 }
2202 // If we are not restricting prolongations by degree, proceed if
2203 // the candidate is valid (if this is the first candidate
2204 // encountered or LM(x.g) < LM(current candidate))
2205 else if((balance == (Bool) 1) | (candidatePos == 0))
2206 {
2207 // Construct a candidate prolongation
2208 testPoly = fAlgTimes(fAlgMonom(qOne(), gen), g);
2209 // If we have not yet encountered this polynomial
2210 if(fAlgListIsMember(testPoly, soFar) == (Bool) 0)
2211 {
2212 // We have found a new candidate
2213 candidatePos = i;
2214 candidatePoly = testPoly;
2215 candidateVariable = gen;
2216 LorR = 0; // Left prolongation
2217 }
2218 }
2219 }
2220 }
2221 }
2222
2223 // RIGHT PROLONGATIONS
2224
2225 // For each right nonmultiplicative variable
2226 for(j = 1; j < cutoffL; j++)
2227 {

```



```

2228 gen = ASCIIMon(j);
2229 mult = fMonTimes(fAlgLeadMonom(g), gen); // Construct g.x
2230
2231 if(fMonIsMultiplicative(gen, PR) == 0) // Not in P (unprocessed)
2232 {
2233 add = 1; // Candidate found
2234
2235 // If Q is not empty
2236 if(Qp)
2237 {
2238 // Make sure that LM(g.x) < LM(f) for all f in (f, v, D) \ in Q
2239 Qp2 = fAlgListCopy(Qp); // Make a copy of Q for processing
2240
2241 while((fAlgListLength(Qp2) > 0) && (add == 1)) // For all f in (f, v, D) \ in Q
2242 {
2243 // Extract a lead monomial
2244 compare = fAlgLeadMonom(Qp2 -> first);
2245 Qp2 = Qp2 -> rest;
2246
2247 // If LM(g.x) not less than LM(f) ignore this candidate
2248 if(theOrdFun(mult, compare) == (Bool) 0) add = 0;
2249 }
2250 }
2251
2252 if(add == 1) // Candidate found for (g, u, (PL, PR)), x
2253 {
2254 if(candidatePos > 0) // This is not the first candidate tried
2255 // Returns 1 if mult < fAlgLeadMonom(candidatePoly)
2256 balance = theOrdFun(mult, fAlgLeadMonom(candidatePoly));
2257
2258 // If we are restricting prolongations by degree
2259 if(degRestrict == 1)
2260 {
2261 // If the degree bound is not exceeded and the candidate is valid
2262 if((fMonLength(LMg) + 1 < twod) && ((balance == (Bool) 1) || (candidatePos == 0)))
2263 {
2264 // Construct a candidate prolongation
2265 testPoly = fAlgTimes(g, fAlgMonom(qOne(), gen));
2266 // If we have not yet encountered this polynomial
2267 if(fAlgListIsMember(testPoly, soFar) == (Bool) 0)
2268 {
2269 // We have found a new candidate
2270 candidatePos = i;
2271 candidatePoly = testPoly;
2272 candidateVariable = gen;
2273 LorR = 1; // Right prolongation
2274 }
2275 }
2276 }
2277 // If we are not restricting prolongations by degree, proceed if
2278 // the candidate is valid (if this is the first candidate
2279 // encountered or LM(g.x) < LM(current candidate))
2280 else if((balance == (Bool) 1) | (candidatePos == 0))

```

```

2281 {
2282 // Construct a candidate prolongation
2283 testPoly = fAlgTimes(g, fAlgMonom(qOne(), gen));
2284 // If we have not yet encountered this polynomial
2285 if(fAlgListIsMember(testPoly, soFar) == (Bool) 0)
2286 {
2287 // We have found a new candidate
2288 candidatePos = i;
2289 candidatePoly = testPoly;
2290 candidateVariable = gen;
2291 LorR = 1; // Right prolongation
2292 }
2293 }
2294 }
2295 }
2296 }
2297 }
2298 i++; // Move onto the next polynomial
2299 }
2300 if(pl > 3) printf("...Elementuchosenasthecandidate(0=nonefound).\n", candidatePos);
2301
2302 // If there is a candidate
2303 if(candidatePos > 0)
2304 {
2305 // Construct the candidate
2306 g = fAlgListNumber(candidatePos, Tp);
2307 u = fMonListNumber(candidatePos, Tm);
2308 P = fMonPairListNumber(candidatePos, Tv);
2309 if(pl > 2)
2310 {
2311 if(LorR == 0)
2312 printf("Analysingleftprolongation(s),s...\n",
2313 fAlgToStr(g), fMonToStr(candidateVariable));
2314 else
2315 printf("Analysingrightprolongation(s),s...\n",
2316 fAlgToStr(g), fMonToStr(candidateVariable));
2317 }
2318
2319 // Adjust T - Remove (g, u, P) from T and add (g, u, (enlarged P))
2320 Tp = fAlgListRemoveNumber(candidatePos, Tp);
2321 Tp = fAlgListPush(g, Tp);
2322 Tm = fMonListRemoveNumber(candidatePos, Tm);
2323 Tm = fMonListPush(u, Tm);
2324 Tv = fMonPairListRemoveNumber(candidatePos, Tv);
2325
2326 if(LorR == 0) // Left prolongation
2327 P.lft = multiplicativeUnion(P.lft, candidateVariable);
2328 else // Right prolongation
2329 P.rt = multiplicativeUnion(P.rt, candidateVariable);
2330
2331 Tv = fMonPairListPush(P.lft, P.rt, Tv);
2332
2333 // Construct the prolongation

```

```

2334 if(LorR == 0)
2335 gDotx = fAlgTimes(fAlgMonom(qOne(), candidateVariable), g);
2336 else
2337 gDotx = fAlgTimes(g, fAlgMonom(qOne(), candidateVariable));
2338
2339 // If the criterion is false...
2340 // if(NCcriterion(gDotx, u, Tp, Tm, GBasis, vars) == 0)
2341 {
2342 // ...then find the normal form of the prolongation w.r.t. GBasis
2343 soFar = fAlgListPush(gDotx, soFar); // Indicate we have encountered another polynomial
2344 h = IPolyReduce(gDotx, GBasis, vars); // Involutively reduce gDotx w.r.t. GBasis
2345 h = findGCD(h); // Divide through by the GCD
2346 if(pl > 2) printf("...Reduced_prolongation_to_s...\n", fAlgToStr(h));
2347 nOfProlongations++; // Increment the number of prolongations processed
2348
2349 // Check for trivial ideal
2350 if(fAlgIsOne(h) == (Bool) 1) return fAlgListSingle(fAlgOne());
2351
2352 if(fAlgIsZero(h) == (Bool) 0) // If the prolongation did not reduce to 0
2353 {
2354 // Add h to GBasis and recalculate multiplicative variables if necessary
2355 if(IType < 3)
2356 {
2357 pos = 1;
2358 if(SType == 1) GBasis = fAlgListDegRevLexPushPosition(h, GBasis, &pos); // DegRevLex sort
2359 else if(SType == 2) GBasis = fAlgListAppend(GBasis, fAlgListSingle(h)); // Just append
2360 else GBasis = fAlgListNormalPush(h, GBasis); // Sort by monomial ordering
2361
2362 vars = OverlapDiv(GBasis); // Full recalculate
2363 }
2364 else GBasis = fAlgListAppend(GBasis, fAlgListSingle(h)); // Just append onto end
2365
2366 if(pl > 1) printf("Added_s_to_G(%u)...\n", fAlgToStr(h), fAlgListLength(GBasis));
2367 else if(pl == 1) printf("Added_a_polynomial_to_G(%u)...\n", fAlgListLength(GBasis));
2368
2369 LMh = fAlgLeadMonom(h);
2370
2371 if(degRestrict == 1) // If we are restricting prolongations by degree...
2372 {
2373 degTest = fMonLength(LMh);
2374 if(degTest > d) // ...and if the degree of the new polynomial exceeds the bound...
2375 {
2376 // ...adjust the bound accordingly
2377 d = degTest;
2378 if(pl > 2) printf("New_value_of_d=%u\n", d);
2379 twod = 2*d;
2380 }
2381 }
2382
2383 // if LM(h) == LM(prolongation)
2384 if(fMonEqual(fAlgLeadMonom(gDotx), LMh) == (Bool) 1)
2385 {
2386 // Add entry (h, u, (\emptyset, \emptyset)) to T

```

```

2387 Tp = fAlgListPush(h, Tp);
2388 Tm = fMonListPush(u, Tm);
2389 Tv = fMonPairListPush(fMonOne(), fMonOne(), Tv);
2390 }
2391 else // Add entry to T and adjust lists
2392 {
2393 // Add entry to T
2394 Tp = fAlgListPush(h, Tp);
2395 Tm = fMonListPush(LMh, Tm);
2396 Tv = fMonPairListPush(fMonOne(), fMonOne(), Tv);
2397 if(pl > 3) printf("Modifying T (size %u) ... \n", fAlgListLength(Tp));
2398
2399 // Set up lists for next operation
2400 Tp2 = fAlgListNul;
2401 Tm2 = fMonListNul;
2402 Tv2 = fMonPairListNul;
2403
2404 // For each (f, v, (DL, DR)) \in T
2405 if(pl > 4) printf("Adjusting Multiplicative Variables ... \n");
2406 while(Tp)
2407 {
2408 f = Tp -> first; // Extract a polynomial
2409 LMf = fAlgLeadMonom(f);
2410
2411 if(pl > 4) printf("Testing (%s, %s) \n", fMonToStr(LMh), fMonToStr(LMf));
2412
2413 // If LM(h) < LM(f)
2414 if(theOrdFun(LMh, LMf) == (Bool) 1)
2415 {
2416 // Add entry to Q
2417 Qp = fAlgListPush(Tp -> first, Qp);
2418 Qm = fMonListPush(Tm -> first, Qm);
2419 Qv = fMonPairListPush(Tv -> lft, Tv -> rt, Qv);
2420
2421 // Discard f from GBasis
2422 GBasis = fAlgListFXRem(GBasis, f);
2423 if(pl > 1) printf("Discarded %s from G (%u) ... \n", fAlgToStr(f), fAlgListLength(GBasis));
2424 else if(pl == 1) printf("Discarded a polynomial from G (%u) ... \n", fAlgListLength(GBasis));
2425 }
2426 else
2427 {
2428 // Keep entry in T
2429 Tp2 = fAlgListPush(Tp -> first, Tp2);
2430 Tm2 = fMonListPush(Tm -> first, Tm2);
2431 Tv2 = fMonPairListPush(Tv -> lft, Tv -> rt, Tv2);
2432 }
2433 // Advance the lists to the next entry
2434 Tp = Tp -> rest;
2435 Tm = Tm -> rest;
2436 Tv = Tv -> rest;
2437 }
2438
2439 // Set up lists for next operation

```

```

2440 Tp = fAlgListNul;
2441 Tm = fMonListNul;
2442 Tv = fMonPairListNul;
2443
2444 // Recalculate multiplicative variables
2445 if(IType < 3) vars = OverlapDiv(GBasis);
2446
2447 // For each (f, v, (DL, DR)) \in T
2448 while(Tp2)
2449 {
2450 // Keep f and v as they are
2451 f = Tp2 -> first;
2452 Tp = fAlgListPush(f, Tp);
2453 Tm = fMonListPush(Tm2 -> first, Tm);
2454 DL = Tv2 -> lft;
2455 DR = Tv2 -> rt;
2456
2457 // Find intersection of D and NM_I(f, GBasis)
2458 if(IType < 3) // Local division
2459 {
2460 // Find NM_I(f, GBasis)
2461 pos = fAlgListPosition(f, GBasis);
2462 fVars = fMonPairListNumber(pos, vars);
2463 fVarsL = fVars.lft;
2464 fVarsR = fVars.rt;
2465
2466 NML = fMonOne();
2467 NMR = fMonOne();
2468 j = 1;
2469
2470 // Calculate the intersection
2471 while(j <= (ULong) nOfGenerators)
2472 {
2473 gen = ASCIIMon(j);
2474
2475 // If gen appears in DL (nonmultiplicatives) but not in fVarsL (multiplicatives)
2476 if ((fMonIsMultiplicative(gen, DL) == 1)
2477 && (fMonIsMultiplicative(gen, fVarsL) == 0))
2478 NML = fMonTimes(NML, gen); // gen appears in the left intersection
2479 // If gen appears in DR (nonmultiplicatives) but not in fVarsR (multiplicatives)
2480 if ((fMonIsMultiplicative(gen, DR) == 1)
2481 && (fMonIsMultiplicative(gen, fVarsR) == 0))
2482 NMR = fMonTimes(NMR, gen); // gen appears in the right intersection
2483
2484 j++; // Get ready to look at the next variable
2485 }
2486 }
2487 else if (IType >= 3) // Global division
2488 {
2489 // Find the multiplicative variables
2490 if(IType == 3) LMultVars(fAlgLeadMonom(f), &cutoffL, &cutoffR);
2491 else if(IType == 4) RMultVars(fAlgLeadMonom(f), &cutoffL, &cutoffR);
2492 else EMultVars(fAlgLeadMonom(f), &cutoffL, &cutoffR);

```

```

2493 NML = fMonOne();
2494 NMR = fMonOne();
2495
2496 // Calculate the left intersection
2497 for(j = cutoffR+1; j <= (ULong) nOfGenerators; j++)
2498 {
2499 gen = ASCII Mon(j); // Obtain a nonmultiplicative variable
2500 // If it appears in DL it appears in the intersection
2501 if(fMonIsMultiplicative(gen, DL) == 1)
2502 NML = fMonTimes(NML, gen);
2503 }
2504
2505 // Calculate the right intersection
2506 for(j = 1; j < cutoffL; j++)
2507 {
2508 gen = ASCII Mon(j); // Obtain a nonmultiplicative variable
2509 // If it appears in DR it appears in the intersection
2510 if(fMonIsMultiplicative(gen, DR) == 1)
2511 NMR = fMonTimes(NMR, gen);
2512 }
2513 }
2514
2515 // Add the nonmultiplicative variables to Tv
2516 Tv = fMonPairListPush(NML, NMR, Tv);
2517
2518 // Advance the lists
2519 Tp2 = Tp2 -> rest;
2520 Tm2 = Tm2 -> rest;
2521 Tv2 = Tv2 -> rest;
2522 }
2523 }
2524 }
2525 }
2526 // else if(pl > 2) printf("...Criterion used to discard prolongation...\n");
2527 }
2528 else // exit from loop - no suitable prolongations found
2529 {
2530 escape = 1;
2531 }
2532 }
2533 }
2534 while(Qp);
2535
2536 if(pl > 0) printf("...Involutive_Basis_Computed.\n");
2537
2538 return GBasis;
2539 }
2540
2541 /*
2542 * =====
2543 * End of File
2544 * =====
2545 */

```

**B.2.12 involutive.c**

```

1 /*
2 * File: involutive.c (Noncommutative Involutive Basis Program)
3 * Author: Gareth Evans
4 * Last Modified: 10th August 2005
5 */
6
7 // Include MSSRC Libraries
8 # include <fralg.h>
9
10 // Include *_functions Libraries
11 # include "file_functions.h"
12 # include "list_functions.h"
13 # include "fralg_functions.h"
14 # include "arithmetic_functions.h"
15 # include "ncinv_functions.h"
16
17 /*
18 * =====
19 * External Variables for ncinv_functions.c
20 * =====
21 */
22
23 ULong nOfProlongations; // Stores the number of prolongations calculated
24 int degRestrict = 0; // Determines whether of not prolongations are restricted by degree
25 IType = 3; // Stores the involutive division used (1,2 = Left/Right Overlap, 3,4, = Left/Right, 5 = Empty)
26 EType = 0; // Stores the type of Overlap Division
27 SType = 1; // Determines how the basis is sorted
28 MType = 1; // Determines method of involutive division
29
30 /*
31 * =====
32 * External Variables for fralg_functions.c AND ncinv_functions.c
33 * =====
34 */
35
36 ULong nRed = 0; // Stores how many reductions have been carried out
37 int nOfGenerators; // Holds the number of generators
38 pl = 1; // Holds the "Print Level"
39
40 /*
41 * =====
42 * Global Variables for ncinv_functions.c
43 * =====
44 */
45
46 FMonList gens = fMonListNul; // Stores the generators for the basis
47 FMonPairList multVars = fMonPairListNul; // Stores multiplicative variables
48 FAlgList F = fAlgListNul; // Holds the input basis
49 G = fAlgListNul; // Holds the Groebner Basis
50 G_Reduced = fAlgListNul; // Holds the Reduced Groebner Basis
51 IB = fAlgListNul; // Holds the Involutive Basis

```

```

52 IMPChecker = fAlgListNul; // Stores a list of polynomials for the IMP
53 FMon allVars; // Stores all the variables
54 int AlgType = 1, // Stores which involutive algorithm to use
55 order_switch = 1; // Stores the monomial ordering used
56
57 /*
58 * Remark: Here are the possible values of order_switch:
59 * 1: DegRevLex
60 * 2: DegLex
61 * 3: Lex
62 * 9: Wreath Product
63 */
64
65 /*
66 * Function Name: NormalBatch
67 *
68 * Overview: Calculates an Involutive Basis and a
69 * Reduced Minimal Groebner Basis
70 *
71 * Detail: Given an input basis, this function uses the
72 * functions in fralg_functions.c and ncinv_functions.c
73 * to calculate an Involutive Basis and a minimal
74 * reduced Groebner Basis for the input basis.
75 *
76 * External Variables Used: int pl;
77 * Global Variables Used: FAlgList F, G, G_Reduced;
78 *
79 */
80 static void
81 NormalBatch()
82 {
83 FAlgList Display = fAlgListNul;
84 int plSwap = pl;
85
86 // Output some initial information to screen
87 if(pl > 0)
88 {
89 printf("\nPolynomials_in_the_input_basis:\n");
90 Display = fAlgListCopy(F);
91 while(Display)
92 {
93 // If pl == 1, display the polynomial using the original generators
94 if(pl == 1) printf("%s,\n", postProcess(Display -> first, gens));
95 // Otherwise, if pl > 1, display the polynomial using ASCII generators
96 else if(pl > 1) printf("%s,\n", fAlgToStr(Display -> first));
97 Display = Display -> rest; // Advance the list
98 }
99 printf("[%uPolynomials]\n", fAlgListLength(F));
100 }
101
102 // Calculate an Involutive Basis for F
103 if(AlgType == 1) G = Gerdt(F);
104 else G = Seiler(F);

```



```

105
106 // Display calculated basis
107 if(pl > 0)
108 {
109 if(pl > 1) printf("Number of Prolongations Considered=%u\n", nOfProlongations);
110 if(IType < 3) // Local division
111 {
112 printf("\nHere is the Involutive Basis\n((Left, Right) Multiplicative Variables in Brackets):\n");
113 IB = fAlgListCopy(G);
114 Display = fAlgListCopy(G);
115
116 // We will now calculate the multiplicative variables silently
117 pl = 0; // Set silent print level
118 if(IType < 3) multVars = OverlapDiv(G);
119 pl = plSwap; // Restore original print level
120
121 while(Display)
122 {
123 // If pl == 1, display the polynomial using the original generators
124 if(pl == 1) printf("%s, (%s, %s), \n", postProcess(Display -> first, gens),
125 postProcess(fAlgMonom(qOne(), fMonReverse(multVars -> lft)), gens),
126 postProcess(fAlgMonom(qOne(), fMonReverse(multVars -> rt)), gens));
127 // Otherwise, if pl > 1, display the polynomial using ASCII generators
128 else if(pl > 1) printf("%s, (%s, %s), \n", fAlgToStr(Display -> first),
129 fMonToStr(fMonReverse(multVars -> lft)),
130 fMonToStr(fMonReverse(multVars -> rt)));
131 Display = Display -> rest; // Advance the polynomial list
132 multVars = multVars -> rest; // Advance the multiplicative variables list
133 }
134 printf("[%u Polynomials]\n", fAlgListLength(G));
135 }
136 else // Global division
137 {
138 printf("\nHere is the Involutive Basis\n((Left, Right) Multiplicative Variables in Brackets):\n");
139 IB = fAlgListCopy(G);
140 Display = fAlgListCopy(G);
141 while(Display)
142 {
143 if(IType == 3) // Left Division
144 {
145 // If pl == 1, display the polynomial using the original generators
146 if(pl == 1) printf("%s, (%s, 1), \n", postProcess(Display -> first, gens), fMonToStr(allVars));
147 // Otherwise, if pl > 1, display the polynomial using ASCII generators
148 else if(pl > 1) printf("%s, (all, none), \n", fAlgToStr(Display -> first));
149 }
150 else if(IType == 4) // Right Division
151 {
152 // If pl == 1, display the polynomial using the original generators
153 if(pl == 1) printf("%s, (1, %s), \n", postProcess(Display -> first, gens), fMonToStr(allVars));
154 // Otherwise, if pl > 1, display the polynomial using ASCII generators
155 else if(pl > 1) printf("%s, (none, all), \n", fAlgToStr(Display -> first));
156 }
157 else if(IType == 5) // Empty Division

```

```

158 {
159 // If pl == 1, display the polynomial using the original generators
160 if(pl == 1) printf("%s,␣(1,␣1),\n", postProcess(Display -> first, gens));
161 // Otherwise, if pl > 1, display the polynomial using ASCII generators
162 else if(pl > 1) printf("%s,␣(none,␣none),\n", fAlgToStr(Display -> first));
163 }
164 Display = Display -> rest; // Advance the list
165 }
166 printf("[%uPolynomials]\n", fAlgListLength(G));
167 }
168 }
169
170 // Calculate a reduced and minimal Groebner Basis
171 if(pl > 0) printf("\nComputing the Reduced Groebner Basis...\n");
172 G = minimalGB(G); // Minimise the basis
173 G_Reduced = reducedGB(G); // Reduce the basis
174 if(pl > 0) printf("...Reduced Groebner Basis Computed.\n");
175
176 // Display some information on screen
177 if(pl > 0)
178 {
179 printf("\nHere is the Reduced Groebner Basis:\n");
180 Display = fAlgListCopy(G_Reduced);
181 while(Display)
182 {
183 // If pl == 1, display the polynomial using the original generators
184 if(pl == 1) printf("%s,\n", postProcess(Display -> first, gens));
185 // Otherwise, if pl > 1, display the polynomial using ASCII generators
186 else if(pl > 1) printf("%s,\n", fAlgToStr(Display -> first));
187 Display = Display -> rest;
188 }
189 printf("[%uPolynomials]\n", fAlgListLength(G_Reduced));
190 }
191 }
192
193 /*
194 * Function Name: IMPSolver
195 *
196 * Overview: Solves the Ideal Membership Problem for polynomials
197 * sourced from disk or from user input
198 *
199 * Detail: Given a polynomial sourced from disk or from user
200 * input, this function solves the ideal membership problem
201 * for that polynomial by reducing the polynomial w.r.t.
202 * a minimal reduced Groebner Basis (using a specially
203 * adapted function) and testing to see whether the
204 * polynomial reduces to zero or not.
205 *
206 * External Variables Used: FAlgList IMPChecker;
207 * FMonList gens;
208 * int pl;
209 */
210 static void

```

```

211 IMPSolver()
212 {
213 FAlgList polynomials = fAlgListNul;
214 FAlg polynomial;
215 int sink;
216 Short dk = 2; // Convention: 1 = disk, 2 = keyboard
217 Bool answer;
218 String inputChar = strNew(), inputStr = strNew(),
219 polyFileName = strNew(), outputString = strNew();
220 FILE *polyFile;
221
222 // Determine whether the input will come from disk or from the keyboard
223 printf("***_IDEAL_MEMBERSHIP_PROBLEM_SOLVER***\n\n");
224 printf("Source:_Disk_(d)_or_keyboard_(k)?_...");
225 sink = scanf("%s", inputChar);
226
227 // If the user hasn't entered 'd' or 'k', ask for another letter
228 while((strEqual(inputChar, "d") == 0) & (strEqual(inputChar, "k") == 0))
229 {
230 printf("Error:_Please_enter_d_or_k...");
231 sink = scanf("%s", inputChar);
232 }
233 printf("\n");
234
235 // If the polynomials are to be obtained from disk
236 if(strEqual(inputChar, "d") == (Bool) 1)
237 {
238 dk = 1; // Set input from disk
239 printf("Please_enter_the_file_name_of_the_input_polynomials...");
240 sink = scanf("%s", polyFileName);
241
242 // Read file from disk
243 if((polyFile = fopen(polyFileName, "r")) == NULL)
244 {
245 printf("%s\n", "Error_opening_the_polynomial_input_file.");
246 exit(EXIT_FAILURE);
247 }
248
249 // Obtain the polynomials from the file
250 polynomials = fAlgListFromFile(polyFile);
251 polynomials = preprocess(polynomials, gens); // Change to ASCII order
252 sink = fclose(polyFile);
253 }
254 else // Else obtain the first polynomial from the keyboard
255 {
256 if(pl < 2) // Require polynomial using original generators
257 printf("Please_enter_a_polynomial_(e.g._x*y^2-z)\n");
258 else // Require polynomial using ASCII generators
259 printf("Please_enter_a_polynomial_(e.g._AAA*AAB^2-AAC)\n");
260 printf("A_semicolon_terminates_the_program...");
261 sink = scanf("%s", inputStr);
262
263 if((strEqual(inputStr, "") == (Bool) 1) | (strEqual(inputStr, ";") == (Bool) 1))

```

```

264 polynomials = fAlgListNul; // No poly given, terminate program
265 else
266 {
267 // Push the given polynomial onto the list
268 polynomials = fAlgListPush(parseStrToFAlg(inputStr), polynomials);
269 if(pl < 2) // Need to convert to ASCII order
270 polynomials = preProcess(polynomials, gens);
271 }
272 }
273
274 // For each polynomial in the list (for keyboard entry the list will have 1 element)
275 while(polynomials)
276 {
277 polynomial = polynomials -> first; // Extract a polynomial to test
278 polynomials = polynomials -> rest; // Advance the list
279
280 // Solve the Ideal Membership Problem for the polynomial
281 // using the Groebner Basis stored in IMPChecker
282 answer = idealMembershipProblem(polynomial, IMPChecker);
283
284 // Prepare to report the result correctly
285 if(pl < 2) outputString = postProcess(polynomial, gens);
286 else outputString = fAlgToStr(polynomial);
287
288 // Return the results
289 if(answer == (Bool) 0)
290 printf("Polynomial_%s_is_NOT_a_member_of_the_ideal.\n", outputString);
291 else
292 printf("Polynomial_%s_IS_a_member_of_the_ideal.\n", outputString);
293
294 if(dk == 2) // Obtain another poly from keyboard
295 {
296 if(pl < 2) // Require polynomial using original generators
297 printf("Please_enter_a_polynomial_(e.g._x*y^2-z)\n");
298 else // Require polynomial using ASCII generators
299 printf("Please_enter_a_polynomial_(e.g._AAA*AAB^2-AAC)\n");
300 printf("(A_semicolon_terminates_the_program)...");
301 sink = scanf("%s", inputStr);
302
303 if((strEqual(inputStr, "") == (Bool) 1) | (strEqual(inputStr, ";") == (Bool) 1))
304 polynomials = fAlgListNul; // No poly given, terminate program
305 else
306 {
307 // Push the given polynomial onto the list
308 polynomials = fAlgListPush(parseStrToFAlg(inputStr), polynomials);
309 if(pl < 2) // Need to convert to ASCII order
310 polynomials = preProcess(polynomials, gens);
311 }
312 }
313 }
314 }
315
316 /*

```

```

317 * Function Name: main
318 *
319 * Overview: A Noncommutative Involutive Basis Program
320 *
321 * Detail: This function deals with the inputs and outputs
322 * of the program. In particular, the command line arguments are
323 * processed, the input files are read, and once the Involutive
324 * Basis has been calculated, it is output to disk together with
325 * the reduced minimal Groebner Basis.
326 *
327 * External Variables Used: int nOfGenerators, pl;
328 * Global Variables Used: FAlgList F;
329 * FMonList gens;
330 * int order_switch;
331 */
332 int
333 main(argc, argv)
334 int argc;
335 char *argv[];
336 {
337 String filename = strNew(), // Used to create the output file name
338 filename2 = strNew(); // Used to create the involutive output file name
339 FAlg zeroOrOne; // Used to test for trivial basis elements
340 FMonList gens_copy = fMonListNul; // Holds a copy of the generators
341 ULong k; // Used as a counter
342 int i, // Used as a counter
343 length; // Used to store the length of a command line argument
344 Short alpha_switch = 0, // Do we optimise the generator order lexicographically?
345 fractions = 0, // Do we eliminate fractions from the input basis?
346 IMP = 0, // At the end of the algorithm, do we solve the IMP?
347 p; // Used to navigate through the command line arguments
348 FILE *grobdata, // Stores the input file
349 *outputdata; // Used to construct the output file
350
351 // Process Command Line Arguments
352 if(argc < 2)
353 {
354 printf("\nInvalid Input - wrong number of parameters.");
355 printf("\nSee README for more information.\n\n");
356 exit(EXIT_FAILURE);
357 }
358
359 p = 1; // p will step through all the command line arguments
360 while(argv[p][0] == '-') // While there is another command line argument
361 {
362 length = (int) strlen(argv[p]); // Determine length of argument
363 if(pl > 8) printf("Looking at parameter %i of length %i\n", p, length);
364
365 if(length == 1) // Just a "-" was given
366 {
367 printf("\nInvalid Input - empty parameter (position %i).", p);
368 printf("\nSee README for more information.\n\n");
369 exit(EXIT_FAILURE);

```

```

370 }
371
372 // We will now deal with the different allowable parameters
373 switch(argv[p][1])
374 {
375 case 'a':
376 alpha_switch = 1; // Optimise the generator order lexicographically
377 break;
378 case 'c': // Choose the algorithm used to construct the involutive basis
379 if(length != 3)
380 {
381 printf("\nInvalid Input - incorrect length on code parameter.");
382 printf("\nSee README for more information.\n\n");
383 exit(EXIT_FAILURE);
384 }
385 switch(argv[p][2]) // Choose the algorithm type
386 {
387 case '1' :
388 case '2' :
389 AlgType = ((int) argv[p][2]) - 48;
390 break;
391 default:
392 printf("\nInvalid Parameter (%c is an invalid code selection character).", argv[p][2]);
393 printf("\nSee README for more information.\n\n");
394 exit(EXIT_FAILURE);
395 break;
396 }
397 break;
398 case 'd':
399 order_switch = 2; // Use the DegLex Monomial Ordering
400 break;
401 case 'e': // Choose the Overlap Division type
402 if(length != 3)
403 {
404 printf("\nInvalid Input - incorrect length on type of Overlap Division parameter.");
405 printf("\nSee README for more information.\n\n");
406 exit(EXIT_FAILURE);
407 }
408 switch(argv[p][2]) // Assign the type
409 {
410 case '1' :
411 case '2' :
412 case '3' :
413 case '4' :
414 case '5' :
415 EType = ((int) argv[p][2]) - 48;
416 break;
417 default:
418 printf("\nInvalid Parameter (%c is an invalid e character).", argv[p][2]);
419 printf("\nSee README for more information.\n\n");
420 exit(EXIT_FAILURE);
421 break;
422 }

```

```

423 break;
424 case 'f':
425 fractions = 1; // Eliminate fractions from the input basis
426 break;
427 case 'l':
428 order_switch = 3; // Use the Lexicographic Monomial Ordering
429 break;
430 case 'm': // Choose method of involutive division
431 if(length != 3)
432 {
433 printf("\nInvalid Input - incorrect length on method parameter.");
434 printf("\nSee README for more information.\n\n");
435 exit(EXIT_FAILURE);
436 }
437 switch(argv[p][2]) // Choose the method
438 {
439 case '1' :
440 case '2' :
441 MType = ((int) argv[p][2]) - 48;
442 break;
443 default:
444 printf("\nInvalid Parameter (%c is an invalid method character).", argv[p][2]);
445 printf("\nSee README for more information.\n\n");
446 exit(EXIT_FAILURE);
447 break;
448 }
449 break;
450 case 'o': // Choose how the basis is stored
451 if(length != 3)
452 {
453 printf("\nInvalid Input - incorrect length on sort parameter.");
454 printf("\nSee README for more information.\n\n");
455 exit(EXIT_FAILURE);
456 }
457 switch(argv[p][2]) // Choose the sorting method
458 {
459 case '1' :
460 case '2' :
461 case '3' :
462 SType = ((int) argv[p][2]) - 48;
463 break;
464 default:
465 printf("\nInvalid Parameter (%c is an invalid sort character).", argv[p][2]);
466 printf("\nSee README for more information.\n\n");
467 exit(EXIT_SUCCESS);
468 break;
469 }
470 break;
471 case 'p': // Calls the Interactive Ideal Membership Problem
472 IMP = 1; // Solver after the Groebner Basis has been found.
473 break;
474 case 'r': // Use the DegRevLex Monomial Ordering
475 break; // (we do nothing here - this is default option)

```

```

476 case 's': // Choose an involutive division
477 if(length != 3)
478 {
479 printf("\nInvalid Input - incorrect length on selection parameter.");
480 printf("\nSee README for more information.\n\n");
481 exit(EXIT_SUCCESS);
482 }
483 switch(argv[p][2]) // Assign the involutive division type
484 {
485 case '1' :
486 case '2' :
487 case '3' :
488 case '4' :
489 case '5' :
490 IType = ((int) argv[p][2]) - 48;
491 break;
492 default:
493 printf("\nInvalid Parameter (%c is an invalid involutive division character).", argv[p][2]);
494 printf("\nSee README for more information.\n\n");
495 exit(EXIT_FAILURE);
496 break;
497 }
498 break;
499 case 'v': // Choose the amount of information given to screen
500 if(length != 3)
501 {
502 printf("\nInvalid Input - incorrect length on verbose parameter.");
503 printf("\nSee README for more information.\n\n");
504 exit(EXIT_FAILURE);
505 }
506 switch(argv[p][2])
507 {
508 case '0' :
509 case '1' :
510 case '2' :
511 case '3' :
512 case '4' :
513 case '5' :
514 case '6' :
515 case '7' :
516 case '8' :
517 case '9' :
518 pl = ((int) argv[p][2]) - 48;
519 break;
520 default:
521 printf("\nInvalid Parameters (%c is an invalid verbose character).", argv[p][2]);
522 printf("\nSee README for more information.\n\n");
523 exit(EXIT_FAILURE);
524 break;
525 }
526 break;
527 case 'w':
528 order_switch = 9; // Use the Wreath Product Monomial Ordering

```



```

529 break;
530 case 'x':
531 degRestrict = 1; // Turns on restriction of prolongations by degree
532 break;
533 default:
534 printf("\nInvalid Parameter (%c is an invalid character).", argv[p][1]);
535 printf("\nSee README for more information.\n\n");
536 exit(EXIT_FAILURE);
537 break;
538 }
539 p++; // Get ready to look at the next parameter
540 }
541
542 p = p-1; // p now holds the number of parameters processed
543
544 // Test overloading of switches
545 if(filenameLength(argv[1+p]) > 59)
546 {
547 printf("\nError: The input filename must not\n");
548 printf("exceed 59 characters. Exiting...\n\n");
549 exit(EXIT_SUCCESS);
550 }
551
552 if((EType > 0) && (IType >= 3))
553 {
554 printf("\nError: The -e(n) option must be used with\n");
555 printf("either the -s1 or -s2 options. Exiting...\n\n");
556 exit(EXIT_SUCCESS);
557 }
558
559 if((EType == 2) && (MType == 1))
560 {
561 printf("\n***Warning: The Selected Overlap Division Type is not allowed\n");
562 printf("***strong involutive division when used with the -m1 option.***\n");
563 }
564
565 // Open file specified on the command line
566 if((grobdata = fopen (argv[1+p], "r")) == NULL)
567 {
568 printf("Error opening the input file.\n");
569 exit(EXIT_FAILURE);
570 }
571
572 /*
573 * The first line of the input file should contain the
574 * generators in the format a; b; c; ...
575 * (representing a > b > c > ...). We will now read the
576 * generators from file and calculate the number of
577 * generators obtained.
578 */
579 gens = fMonListFromFile(grobdata);
580
581 /*

```

```

582 * As the rest of the program assumes a generator order
583 * a < b < c < ... (for ASCII comparison), we now reverse
584 * the list of generators.
585 */
586 gens = fMonListFXRev(gens);
587
588 k = fMonListLength(gens);
589 if(k >= (ULong) INT_MAX) // Check limit
590 {
591 printf("Error: INT_MAX Exceeded (in_main)\n");
592 exit(EXIT_FAILURE);
593 }
594 else nOfGenerators = (int) k;
595
596 // Check generator bound
597 if(nOfGenerators > 17576)
598 {
599 printf("Error: The number of generators must not exceed 17576\n");
600 exit(EXIT_FAILURE);
601 }
602
603 if(IType >= 3) // Global division
604 {
605 // Create a monomial storing all the generators in order
606 gens_copy = fMonListCopy(gens);
607 allVars = fMonOne();
608 while(gens_copy)
609 {
610 allVars = fMonTimes(allVars, gens_copy -> first);
611 gens_copy = gens_copy -> rest;
612 }
613 allVars = fMonReverse(allVars);
614 }
615
616 // Welcome
617 if(pl > 0)
618 {
619 if(IType < 3) printf("\n***NONCOMMUTATIVE_INVOLUTIVE_BASIS_PROGRAM_(LOCAL_DIVISION)***\n");
620 else printf("\n***NONCOMMUTATIVE_INVOLUTIVE_BASIS_PROGRAM_(GLOBAL_DIVISION)***\n");
621 }
622
623 // We will now choose the monomial ordering to be used.
624 switch(order_switch)
625 {
626 case 1:
627 theOrdFun = fMonDegRevLex;
628 if(pl > 0) printf("\nUsing the DegRevLex Ordering with");
629 break;
630 case 2:
631 theOrdFun = fMonTLex;
632 if(pl > 0) printf("\nUsing the DegLex Ordering with");
633 break;
634 case 3:

```

```

635 theOrdFun = fMonLex;
636 if(pl > 0) printf("\nUsing the Lex Ordering with ");
637 break;
638 case 9:
639 theOrdFun = fMonWreathProd;
640 if(pl > 0) printf("\nUsing the Wreath Product Ordering with ");
641 break;
642 default:
643 break;
644 }
645
646 // Output the generator order to screen...
647 if(pl > 0)
648 {
649 fMonListDisplayOrder(gens);
650 printf("\n");
651 }
652
653 // Now read the polynomials from disk
654 F = fAlgListFromFile(grobdata);
655
656 // If necessary, optimise the generator order
657 if(alpha_switch == 1) gens = alphabetOptimise(gens, F);
658
659 /*
660 * Now substitute original generators for ASCII generators in all
661 * basis polynomials. This is done because all the monomial
662 * orderings use ASCII string comparisons for efficiency.
663 * For example, if the original monomial ordering is $x > y > z$
664 * and a polynomial $x*y-2*z$ is in the basis, then the polynomial
665 * we get after substituting for the ASCII order ($AAC > AAB > AAA$) is
666 * $AAC*AAB-2*AAA$.
667 */
668 G = preProcess(F, gens); // Note: placed in G for processing
669 F = fAlgListNul;
670
671 // If we are asked to remove all fractions from the input basis, do so now.
672 if(fractions == 1) G = fAlgListRemoveFractions(G);
673
674 // Test the list for special cases (trivial ideals)
675 while(G)
676 {
677 zeroOrOne = G -> first; // Extract a polynomial
678 if(fAlgIsZero(zeroOrOne) == (Bool) 0) // If the polynomial is not equal to 0...
679 F = fAlgListPush(zeroOrOne, F); // ...add to the input list
680 // Now divide by the leading coefficient to get a unit coefficient
681 zeroOrOne = fAlgScaDiv(zeroOrOne, fAlgLeadCoef(zeroOrOne));
682 if(fAlgIsOne(zeroOrOne) == (Bool) 1) // If the polynomial is equal to 1...
683 {
684 // ... we have a trivial ideal
685 F = fAlgListSingle(fAlgOne());
686 break;
687 }

```

```

688 G = G -> rest; // Advance the list
689 }
690 F = fAlgListFXRev(F); // Reverse the list (it was constructed in reverse)
691
692 G = fAlgListNul; // Reset for later use
693
694 // Calculate the number of polynomials in the input basis
695 k = fAlgListLength(F);
696 if(k >= (ULong) INT_MAX) // Check limit
697 {
698 printf("Error: INT_MAX Exceeded (in main)\n");
699 exit(EXIT_FAILURE);
700 }
701
702 // Calculate an Involutive Basis for F followed by a
703 // reduced and minimal Groebner Basis for F
704 NormalBatch();
705
706 // Write Reduced Groebner Basis to Disk
707 if(pl > 0) printf("\nWriting Reduced Groebner Basis to Disk...");
708
709 // Choose the correct suffix for the filename (argv[1+p] is the original filename)
710 switch(order_switch)
711 {
712 case 1:
713 filename = appendDotDegRevLex(argv[1+p]);
714 break;
715 case 2:
716 filename = appendDotDegLex(argv[1+p]);
717 break;
718 case 3:
719 filename = appendDotLex(argv[1+p]);
720 break;
721 case 9:
722 filename = appendDotWP(argv[1+p]);
723 break;
724 default:
725 printf("\nERROR DURING SUFFIX SELECTION\n\n");
726 exit(EXIT_FAILURE);
727 break;
728 }
729 filename2 = strConcat(filename, ".inv");
730
731 // Now open the output file
732 if((outputdata = fopen (filename, "w")) == NULL)
733 {
734 printf("%s\n", "Error opening/creating the (first) output file.");
735 exit(EXIT_FAILURE);
736 }
737
738 // Write the (reversed) generator order to disk
739 fMonListToFile(outputdata, fMonListRev(gens));
740

```

```

741 // Write Polynomials to disk
742 G = fAlgListNul;
743
744 // If we are required to solve the Ideal Membership Problem,
745 // let us make a copy of the output basis now
746 if(IMP == 1) IMPChecker = fAlgListCopy(G_Reduced);
747
748 // We will now convert all polynomials in the basis
749 // from ASCII order back to the user's order, writing
750 // the converted polynomials to file as we go.
751 while(G_Reduced)
752 {
753 fprintf(outputdata, "%s\n", postProcessParse(G_Reduced -> first, gens));
754 G_Reduced = G_Reduced -> rest;
755 }
756
757 // Close off the output file
758 i = fclose(outputdata);
759
760 if(pl > 0) printf("Done.\nWriting Involutive Basis to Disk...\n");
761
762 // Now write the Involutive Basis to disk
763 if((outputdata = fopen (filename2, "w")) == NULL)
764 {
765 printf("%s\n", "Error opening/creating the (second) output file.");
766 exit(EXIT_FAILURE);
767 }
768
769 // Write the (reversed) generator order to disk
770 fMonListToFile(outputdata, fMonListRev(gens));
771
772 // If we are using a local division we need to find the multiplicative variables now
773 if(IType < 3) multVars = OverlapDiv(IB);
774
775 while(IB)
776 {
777 fprintf(outputdata, "%s;\n", postProcessParse(IB -> first, gens));
778 if(IType < 3) // Overlap-based Division
779 {
780 fprintf(outputdata, "(%s,%s);\n",
781 postProcess(fAlgMonom(qOne(), fMonReverse(multVars -> lft)), gens),
782 postProcess(fAlgMonom(qOne(), fMonReverse(multVars -> rt)), gens));
783 }
784 else if(IType == 3) // Left Division
785 {
786 fprintf(outputdata, "(%s,%1);\n", fMonToStr(allVars));
787 }
788 else if(IType == 4) // Right Division
789 {
790 fprintf(outputdata, "(1,%s);\n", fMonToStr(allVars));
791 }
792 else if(IType == 5) // Empty Division
793 {

```

```
794 fprintf(outputdata, "(1,1); \n");
795 }
796
797 IB = IB -> rest; // Advance the list of rules
798 // If need be, advance the multiplicative variables list
799 if(IType < 3) multVars = multVars -> rest;
800 }
801
802 // Close off the output file
803 i = fclose(outputdata);
804
805 if(pl > 0) printf("Done. \n\n");
806
807 // If the Ideal Membership Problem Solver is required, run it now.
808 if(IMP == 1) IMPSolver();
809
810 return EXIT_SUCCESS; // Exit successfully
811 }
812
813 # include "file_functions.c"
814 # include "list_functions.c"
815 # include "falg_functions.c"
816 # include "arithmetic_functions.c"
817 # include "ncinv_functions.c"
818
819 // End of File
```

# Appendix C

## Program Output

In this Appendix, we provide sample sessions showing how the program given in Appendix B can be used to compute noncommutative Involutive Bases with respect to different involutive divisions and monomial orderings.

### C.1 Sample Sessions

#### C.1.1 Session 1: Locally Involutive Bases

**Task:** If  $F := \{x^2y^2 - 2xy^2 + x^2, x^2y - 2xy\}$  generates an ideal  $J$  over the polynomial ring  $\mathbb{Q}\langle x, y \rangle$ , compute a Locally Involutive Basis for  $F$  with respect to the strong left overlap division  $\mathcal{S}$ ; thick divisors; and the DegLex monomial ordering.

**Origin of Example:** Example 5.7.1.

**Input File:**

```
x; y;
x^2*y^2 - 2*x*y^2 + x^2;
x^2*y - 2*x*y;
```

**Plan:** Apply the program given in Appendix B to the above file, using the ‘-c2’ option to select Algorithm 12; the ‘-d’ option to select the DegLex monomial ordering; the ‘-m2’ option to select thick divisors; and the ‘-e2’ and ‘-s1’ options to select the strong left overlap division.

**Program Output:**

```

ma6:mssrc-aux/thesis> time involutive -c2 -d -e2 -m2 -s1 thesis1.in

*** NONCOMMUTATIVE INVOLUTIVE BASIS PROGRAM (LOCAL DIVISION) ***

Using the DegLex Ordering with x > y

Polynomials in the input basis:
x^2 y^2 - 2 x y^2 + x^2,
x^2 y - 2 x y,
[2 Polynomials]

Computing an Involutive Basis...
Added Polynomial #3 to Basis...
Added Polynomial #4 to Basis...
Autoreduction reduced the basis to size 3...
Added Polynomial #4 to Basis...
Autoreduction reduced the basis to size 3...
Added Polynomial #4 to Basis...
Added Polynomial #5 to Basis...
...Involutive Basis Computed.

Here is the Involutive Basis
((Left, Right) Multiplicative Variables in Brackets):
x y^2 x, (x y, 1),
x y^2, (x y, y),
x y x, (x y, 1),
x y, (x y, 1),
x^2, (x y, 1),
[5 Polynomials]

Computing the Reduced Groebner Basis...
...Reduced Groebner Basis Computed.

Here is the Reduced Groebner Basis:
x y,
x^2,
[2 Polynomials]

Writing Reduced Groebner Basis to Disk... Done.
Writing Involutive Basis to Disk... Done.

0.000u 0.007s 0:00.15 0.0% 0+0k 0+2io 16pf+0w
ma6:mssrc-aux/thesis>

```

**Output File:**

```

x; y;
x*y^2*x; (x y, 1);
x*y^2; (x y, y);
x*y*x; (x y, 1);
x*y; (x y, 1);

```



```
x^2; (x y, 1);
```

### C.1.2 Session 2: Involutive Complete Rewrite Systems

**Task:** If  $F := \{x^3 - 1, y^2 - 1, (xy)^2 - 1, Xx - 1, xX - 1, Yy - 1, yY - 1\}$  generates an ideal  $J$  over the polynomial ring  $\mathbb{Q}\langle Y, X, y, x \rangle$ , compute an Involutive Basis for  $F$  with respect to the left division  $\triangleleft$  and the DegLex monomial ordering.

**Origin of Example:** Example 5.7.3 ( $F$  corresponds to a monoid rewrite system for the group  $S_3$ ; we want to compute an involutive complete rewrite system for  $S_3$ ).

#### Input File:

```
Y; X; y; x;
x^3 - 1;
y^2 - 1;
(x*y)^2 - 1;
X*x - 1;
x*X - 1;
Y*y - 1;
y*Y - 1;
```

**Plan:** Apply the program given in Appendix B to the above file, using the ‘-c2’ option to select Algorithm 12 and the ‘-d’ option to select the DegLex monomial ordering (the left division is selected by default).

#### Program Output:

```
ma6:mssrc-aux/thesis> time involutive -c2 -d thesis2.in

*** NONCOMMUTATIVE INVOLUTIVE BASIS PROGRAM (GLOBAL DIVISION) ***

Using the DegLex Ordering with Y > X > y > x

Polynomials in the input basis:
x^3 - 1,
y^2 - 1,
x y x y - 1,
X x - 1,
x X - 1,
Y y - 1,
y Y - 1,
[7 Polynomials]

Computing an Involutive Basis...
Added Polynomial #8 to Basis...
Added Polynomial #9 to Basis...
```

```

Added Polynomial #10 to Basis...
Added Polynomial #11 to Basis...
Added Polynomial #12 to Basis...
Added Polynomial #13 to Basis...
Autoreduction reduced the basis to size 11...
Added Polynomial #12 to Basis...
Added Polynomial #13 to Basis...
Added Polynomial #14 to Basis...
Added Polynomial #15 to Basis...
Added Polynomial #16 to Basis...
Added Polynomial #17 to Basis...
Added Polynomial #18 to Basis...
Added Polynomial #19 to Basis...
Added Polynomial #20 to Basis...
Added Polynomial #21 to Basis...
Added Polynomial #22 to Basis...
Added Polynomial #23 to Basis...
Autoreduction reduced the basis to size 19...
Added Polynomial #20 to Basis...
Autoreduction reduced the basis to size 19...
Added Polynomial #20 to Basis...
Added Polynomial #21 to Basis...
Added Polynomial #22 to Basis...
Added Polynomial #23 to Basis...
Added Polynomial #24 to Basis...
Added Polynomial #25 to Basis...
Added Polynomial #26 to Basis...
Added Polynomial #27 to Basis...
Added Polynomial #28 to Basis...
Added Polynomial #29 to Basis...
Added Polynomial #30 to Basis...
Added Polynomial #31 to Basis...
Added Polynomial #32 to Basis...
Added Polynomial #33 to Basis...
Added Polynomial #34 to Basis...
Added Polynomial #35 to Basis...
Added Polynomial #36 to Basis...
Added Polynomial #37 to Basis...
Added Polynomial #38 to Basis...
Added Polynomial #39 to Basis...
Added Polynomial #40 to Basis...
Autoreduction reduced the basis to size 29...
Added Polynomial #30 to Basis...
Autoreduction reduced the basis to size 19...
...Involutive Basis Computed.

```

Here is the Involutive Basis

((Left, Right) Multiplicative Variables in Brackets):

```

y^2 - 1, (Y X y x, 1),
X x - 1, (Y X y x, 1),
x X - 1, (Y X y x, 1),
Y y - 1, (Y X y x, 1),
y^2 x - x, (Y X y x, 1),

```

```

Y - y, (Y X y x, 1),
Y x - y x, (Y X y x, 1),
X x y - y, (Y X y x, 1),
Y y x - x, (Y X y x, 1),
x^2 - X, (Y X y x, 1),
X^2 - x, (Y X y x, 1),
x y x - y, (Y X y x, 1),
X y - y x, (Y X y x, 1),
X y x - x y, (Y X y x, 1),
x^2 y - y x, (Y X y x, 1),
y X - x y, (Y X y x, 1),
y x y - X, (Y X y x, 1),
Y x y - X, (Y X y x, 1),
Y X - x y, (Y X y x, 1),
[19 Polynomials]

```

```

Computing the Reduced Groebner Basis...
...Reduced Groebner Basis Computed.

```

Here is the Reduced Groebner Basis:

```

y^2 - 1,
X x - 1,
x X - 1,
Y - y,
x^2 - X,
X^2 - x,
x y x - y,
X y - y x,
y X - x y,
y x y - X,
[10 Polynomials]

```

```

Writing Reduced Groebner Basis to Disk... Done.
Writing Involutive Basis to Disk... Done.

```

```

0.105u 0.000s 0:00.16 62.5% 197+727k 0+2io 0pf+0w
ma6:mssrc-aux/thesis>

```

## Output File:

```

Y; X; y; x;
y^2 - 1; (Y X y x, 1);
X*x - 1; (Y X y x, 1);
x*X - 1; (Y X y x, 1);
Y*y - 1; (Y X y x, 1);
y^2*x - x; (Y X y x, 1);
Y - y; (Y X y x, 1);
Y*x - y*x; (Y X y x, 1);
X*x*y - y; (Y X y x, 1);
Y*y*x - x; (Y X y x, 1);
x^2 - X; (Y X y x, 1);
X^2 - x; (Y X y x, 1);
x*y*x - y; (Y X y x, 1);

```

```
X*y - y*x; (Y X y x, 1);
X*y*x - x*y; (Y X y x, 1);
x^2*y - y*x; (Y X y x, 1);
y*X - x*y; (Y X y x, 1);
y*x*y - X; (Y X y x, 1);
Y*x*y - X; (Y X y x, 1);
Y*X - x*y; (Y X y x, 1);
```

### C.1.3 Session 3: Noncommutative Involutive Walks

**Task:** If  $G' := \{y^2 + 2xy, y^2 + x^2, 5y^3, 5xy^2, y^2 + 2yx\}$  generates an ideal  $J$  over the polynomial ring  $\mathbb{Q}\langle x, y \rangle$ , compute an Involutive Basis for  $G'$  with respect to the left division  $\triangleleft$  and the DegRevLex monomial ordering.

**Origin of Example:** Example 6.2.20 ( $G'$  corresponds to a set of initials in the non-commutative Involutive Walk algorithm; we want to compute an Involutive Basis  $H'$  for  $G'$ ).

#### Input File:

```
x; y;
y^2 + 2*x*y;
y^2 + x^2;
5*y^3;
5*x*y^2;
y^2 + 2*y*x;
```

**Plan:** Apply the program given in Appendix B to the above file, using the '-c2' option to select Algorithm 12 (the DegRevLex monomial ordering and the left division are selected by default).

#### Program Output:

```
ma6:mssrc-aux/thesis> time involutive -c2 thesis3.in

*** NONCOMMUTATIVE INVOLUTIVE BASIS PROGRAM (GLOBAL DIVISION) ***

Using the DegRevLex Ordering with x > y

Polynomials in the input basis:
y^2 + 2 x y,
y^2 + x^2,
5 y^3,
5 x y^2,
y^2 + 2 y x,
[5 Polynomials]
```

```

Computing an Involutive Basis...
...Involutive Basis Computed.

Here is the Involutive Basis
((Left, Right) Multiplicative Variables in Brackets):
2 y x - x^2, (x y, 1),
y x^2, (x y, 1),
x^3, (x y, 1),
2 x y - x^2, (x y, 1),
y^2 + x^2, (x y, 1),
[5 Polynomials]

Computing the Reduced Groebner Basis...
...Reduced Groebner Basis Computed.

Here is the Reduced Groebner Basis:
2 y x - x^2,
x^3,
2 x y - x^2,
y^2 + x^2,
[4 Polynomials]

Writing Reduced Groebner Basis to Disk... Done.
Writing Involutive Basis to Disk... Done.

0.005u 0.000s 0:00.07 0.0% 0+0k 0+2io 0pf+0w
ma6:mssrc-aux/thesis>

```

**More Verbose Program Output:** (we select the ‘-v3’ option to obtain more information about the autoreduction that occurs at the start of the algorithm).

```

ma6:mssrc-aux/thesis> time involutive -c2 -v3 thesis3.in

*** NONCOMMUTATIVE INVOLUTIVE BASIS PROGRAM (GLOBAL DIVISION) ***

Using the DegRevLex Ordering with x (AAB) > y (AAA)

Polynomials in the input basis:
AAA^2 + 2 AAB AAA,
AAA^2 + AAB^2,
5 AAA^3,
5 AAB AAA^2,
AAA^2 + 2 AAA AAB,
[5 Polynomials]

Computing an Involutive Basis...
Autoreducing...
Looking at element p = AAA^2 + 2 AAA AAB of basis
Reduced p to AAB AAA - AAA AAB
Looking at element p = 5 AAB AAA^2 of basis
Reduced p to AAB AAA AAB

```

```

Looking at element p = AAB AAA - AAA AAB of basis
Reduced p to AAB AAA - AAA AAB
Looking at element p = 5 AAA^3 of basis
Reduced p to AAA^2 AAB
Looking at element p = AAB AAA AAB of basis
Reduced p to AAB AAA AAB
Looking at element p = AAB AAA - AAA AAB of basis
Reduced p to AAB AAA - AAA AAB
Looking at element p = AAA^2 + AAB^2 of basis
Reduced p to 2 AAA AAB - AAB^2
Looking at element p = AAA^2 AAB of basis
Reduced p to AAA AAB^2
Looking at element p = 2 AAA AAB - AAB^2 of basis
Reduced p to 2 AAA AAB - AAB^2
Looking at element p = AAB AAA AAB of basis
Reduced p to AAB^3
Looking at element p = AAA AAB^2 of basis
Reduced p to AAA AAB^2
Looking at element p = 2 AAA AAB - AAB^2 of basis
Reduced p to 2 AAA AAB - AAB^2
Looking at element p = AAB AAA - AAA AAB of basis
Reduced p to 2 AAB AAA - AAB^2
Looking at element p = AAB^3 of basis
Reduced p to AAB^3
Looking at element p = AAA AAB^2 of basis
Reduced p to AAA AAB^2
Looking at element p = 2 AAA AAB - AAB^2 of basis
Reduced p to 2 AAA AAB - AAB^2
Looking at element p = AAA^2 + 2 AAB AAA of basis
Reduced p to AAA^2 + AAB^2
Looking at element p = 2 AAB AAA - AAB^2 of basis
Reduced p to 2 AAB AAA - AAB^2
Looking at element p = AAB^3 of basis
Reduced p to AAB^3
Looking at element p = AAA AAB^2 of basis
Reduced p to AAA AAB^2
Looking at element p = 2 AAA AAB - AAB^2 of basis
Reduced p to 2 AAA AAB - AAB^2
Analysing AAA AAB...
Adding Right Prolongation by variable #0 to S...
Adding Right Prolongation by variable #1 to S...
Analysing AAA AAB^2...
Adding Right Prolongation by variable #0 to S...
Adding Right Prolongation by variable #1 to S...
Analysing AAB^3...
Adding Right Prolongation by variable #0 to S...
Adding Right Prolongation by variable #1 to S...
Analysing AAB AAA...
Adding Right Prolongation by variable #0 to S...
Adding Right Prolongation by variable #1 to S...
Analysing AAA^2...
Adding Right Prolongation by variable #0 to S...
Adding Right Prolongation by variable #1 to S...

```

```

...Involutive Basis Computed.
Number of Prolongations Considered = 0

Here is the Involutive Basis
((Left, Right) Multiplicative Variables in Brackets):
2 AAA AAB - AAB^2, (all, none),
AAA AAB^2, (all, none),
AAB^3, (all, none),
2 AAB AAA - AAB^2, (all, none),
AAA^2 + AAB^2, (all, none),
[5 Polynomials]

Computing the Reduced Groebner Basis...

Looking at element p = 2 AAA AAB - AAB^2 of basis
Reduced p to 2 AAA AAB - AAB^2

Looking at element p = AAB^3 of basis
Reduced p to AAB^3

Looking at element p = 2 AAB AAA - AAB^2 of basis
Reduced p to 2 AAB AAA - AAB^2

Looking at element p = AAA^2 + AAB^2 of basis
Reduced p to AAA^2 + AAB^2
Number of Reductions Carried out = 34
...Reduced Groebner Basis Computed.

Here is the Reduced Groebner Basis:
2 AAA AAB - AAB^2,
AAB^3,
2 AAB AAA - AAB^2,
AAA^2 + AAB^2,
[4 Polynomials]

Writing Reduced Groebner Basis to Disk... Done.
Writing Involutive Basis to Disk... Done.

0.000u 0.005s 0:00.04 0.0% 0+0k 0+2io 0pf+0w
ma6:mssrc-aux/thesis>

```

**Output File:**

```

x; y;
2*y*x - x^2; (x y, 1);
y*x^2; (x y, 1);
x^3; (x y, 1);
2*x*y - x^2; (x y, 1);
y^2 + x^2; (x y, 1);

```

### C.1.4 Session 4: Ideal Membership

**Task:** If  $F := \{x + y + z - 3, x^2 + y^2 + z^2 - 9, x^3 + y^3 + z^3 - 24\}$  generates an ideal  $J$  over the polynomial ring  $\mathbb{Q}\langle x, y, z \rangle$ , are the polynomials  $x + y + z - 3$ ;  $x + y + z - 2$ ;  $xz^2 + yz^2 - 1$ ;  $zyx + 1$  and  $x^{10}$  members of  $J$ ?

#### Input File:

```
x; y; z;
x + y + z - 3;
x^2 + y^2 + z^2 - 9;
x^3 + y^3 + z^3 - 24;
```

**Plan:** To solve the ideal membership problem for the five given polynomials, we first need to obtain a Gröbner or Involutive Basis for  $F$ . We shall do this by applying the program given in Appendix B to compute an Involutive Basis for  $F$  with respect to the DegLex monomial ordering and the right division  $\triangleright$  (this requires the ‘-d’ and ‘-s4’ options respectively). Once the Involutive Basis has been computed (which then allows the program to compute the unique reduced Gröbner Basis  $G$  for  $F$ ), we can start an ideal membership problem solver (courtesy of the ‘-p’ option) which allows us to type in a polynomial  $p$  and find out whether or not  $p$  is a member of  $J$  (the program reduces  $p$  with respect to  $G$ , testing to see whether or not a zero remainder is obtained).

#### Program Output:

```
ma6:mssrc-aux/thesis> involutive -c2 -d -p -s4 thesis4.in

*** NONCOMMUTATIVE INVOLUTIVE BASIS PROGRAM (GLOBAL DIVISION) ***

Using the DegLex Ordering with x > y > z

Polynomials in the input basis:
x + y + z - 3,
x^2 + y^2 + z^2 - 9,
x^3 + y^3 + z^3 - 24,
[3 Polynomials]

Computing an Involutive Basis...
Added Polynomial #4 to Basis...
Added Polynomial #5 to Basis...
Added Polynomial #6 to Basis...
Added Polynomial #7 to Basis...
Added Polynomial #8 to Basis...
Added Polynomial #9 to Basis...
Added Polynomial #10 to Basis...
Added Polynomial #11 to Basis...
```



Added Polynomial #12 to Basis...  
 Added Polynomial #13 to Basis...  
 Added Polynomial #14 to Basis...  
 Added Polynomial #15 to Basis...  
 Added Polynomial #16 to Basis...  
 Added Polynomial #17 to Basis...  
 Added Polynomial #18 to Basis...  
 Added Polynomial #19 to Basis...  
 Added Polynomial #20 to Basis...  
 Added Polynomial #21 to Basis...  
 Autoreduction reduced the basis to size 13...  
 ...Involutive Basis Computed.

Here is the Involutive Basis  
 ((Left, Right) Multiplicative Variables in Brackets):  
 $x + y + z - 3$ , (1, x y z),  
 $z x + z y + z^2 - 3 z$ , (1, x y z),  
 $y z - z y$ , (1, x y z),  
 $z^3 - 3 z^2 + 1$ , (1, x y z),  
 $z^2 y^2 - y - z$ , (1, x y z),  
 $z^2 y x + z$ , (1, x y z),  
 $z^2 y z - 3 z^2 y + y$ , (1, x y z),  
 $z y z - z^2 y$ , (1, x y z),  
 $z y x + 1$ , (1, x y z),  
 $z y^2 + z^2 y - 3 z y - 1$ , (1, x y z),  
 $z^2 x + z^2 y - 1$ , (1, x y z),  
 $y x - z^2 + 3 z$ , (1, x y z),  
 $y^2 + z y + z^2 - 3 y - 3 z$ , (1, x y z),  
 [13 Polynomials]

Computing the Reduced Groebner Basis...  
 ...Reduced Groebner Basis Computed.

Here is the Reduced Groebner Basis:  
 $x + y + z - 3$ ,  
 $y z - z y$ ,  
 $z^3 - 3 z^2 + 1$ ,  
 $y^2 + z y + z^2 - 3 y - 3 z$ ,  
 [4 Polynomials]

Writing Reduced Groebner Basis to Disk... Done.  
 Writing Involutive Basis to Disk... Done.

\*\*\* IDEAL MEMBERSHIP PROBLEM SOLVER \*\*\*

Source: Disk (d) or Keyboard (k)? ...k

Please enter a polynomial (e.g.  $x*y^2-z$ )  
 (A semicolon terminates the program)... $x+y+z-3$   
 Polynomial  $x + y + z - 3$  IS a member of the ideal.  
 Please enter a polynomial (e.g.  $x*y^2-z$ )  
 (A semicolon terminates the program)... $x+y+z-2$   
 Polynomial  $y + 2 z - 2$  is NOT a member of the ideal.

```

Please enter a polynomial (e.g. x*y^2-z)
(A semicolon terminates the program)...x*z^2+y*z^2-1
Polynomial x z^2 + y z^2 - 1 IS a member of the ideal.
Please enter a polynomial (e.g. x*y^2-z)
(A semicolon terminates the program)...z*y*x+1
Polynomial z y x + 1 IS a member of the ideal.
Please enter a polynomial (e.g. x*y^2-z)
(A semicolon terminates the program)...x^10
Polynomial x^10 is NOT a member of the ideal.
Please enter a polynomial (e.g. x*y^2-z)
(A semicolon terminates the program)...;
ma6:mssrc-aux/thesis>

```

### Output File:

```

x; y; z;
x + y + z - 3; (1, x y z);
z*x + z*y + z^2 - 3*z; (1, x y z);
y*z - z*y; (1, x y z);
z^3 - 3*z^2 + 1; (1, x y z);
z^2*y^2 - y - z; (1, x y z);
z^2*y*x + z; (1, x y z);
z^2*y*z - 3*z^2*y + y; (1, x y z);
z*y*z - z^2*y; (1, x y z);
z*y*x + 1; (1, x y z);
z*y^2 + z^2*y - 3*z*y - 1; (1, x y z);
z^2*x + z^2*y - 1; (1, x y z);
y*x - z^2 + 3*z; (1, x y z);
y^2 + z*y + z^2 - 3*y - 3*z; (1, x y z);

```

# Bibliography

- [1] B. Amrhein, O. Gloor and W. Küchlin. On the Walk. *Theoret. Comput. Sci.* **187** (1-2) (1997) 179–202.  
URL [http://dx.doi.org/10.1016/S0304-3975\(97\)00064-9](http://dx.doi.org/10.1016/S0304-3975(97)00064-9)
- [2] J. Apel. A Gröbner Approach to Involutive Bases. *J. Symbolic Comput.* **19** (5) (1995) 441–457.  
URL <http://dx.doi.org/10.1006/jsco.1995.1026>
- [3] J. Apel. The Computation of Gröbner Bases Using an Alternative Algorithm. *Progr. Comput. Sci. Appl. Logic* **15** (1998) 35–45.
- [4] J. Apel. The Theory of Involutive Divisions and an Application to Hilbert Function Computations. *J. Symbolic Comput.* **25** (6) (1998) 683–704.  
URL <http://dx.doi.org/10.1006/jsco.1997.0194>
- [5] T. Baader and N. Tobias. *Term Rewriting and All That*. Cambridge University Press (1998).
- [6] J. Backelin, S. Cojocaru and V. Ufnarovski. BERGMAN 1.0 User Manual (1998).  
URL <http://servus.math.su.se/bergman/>
- [7] T. Becker and V. Weispfenning. *Gröbner Bases: A Commutative Approach to Commutative Algebra*. Springer-Verlag (1993).
- [8] G. M. Bergman. The Diamond Lemma for Ring Theory. *Adv. in Math.* **29** (2) (1978) 178–218.  
URL [http://dx.doi.org/10.1016/0001-8708\(78\)90010-5](http://dx.doi.org/10.1016/0001-8708(78)90010-5)
- [9] W. Böge, R. Gebauer and H. Kredel. Some Examples for Solving Systems of Algebraic Equations by Calculating Groebner Bases. *J. Symbolic Comput.* **2** (1) (1986) 83–98.

- [10] B. Buchberger. A Criterion for Detecting Unnecessary Reductions in the Construction of Gröbner Bases. In *Symbolic and Algebraic Computation (EUROSAM '79, Int. Symp., Marseille, 1979)*, volume 72 of *Lecture Notes in Comput. Sci.*, 3–21. Springer, Berlin (1979).
- [11] B. Buchberger. An Algorithmic Criterion for the Solvability of a System of Algebraic Equations. *Translation of PhD thesis by M. Abramson and R. Lumbert*. In B. Buchberger and F. Winkler, editors, *Gröbner Bases and Applications*, volume 251 of *Proc. London Math. Soc.*, 535–545. Cambridge University Press (1998).
- [12] B. Buchberger and F. Winkler, editors. *Gröbner Bases and Applications*, volume 251 of *Proc. London Math. Soc.*. Cambridge University Press (1998).
- [13] J. Calmet, M. Hausdorf and W. M. Seiler. A Constructive Introduction to Involution. In R. Akerkar, editor, *Proc. Int. Symp. Applications of Computer Algebra – ISACA 2000*, 33–50. Allied Publishers, New Delhi (2001).
- [14] J. A. Camberos, L. A. Lambe and R. Luczak. Hybrid Symbolic-Numeric Methodology for Fluid Dynamic Simulations. In *34th AIAA Fluid Dynamics Conference and Exhibit*, volume 2004-2330. Portland, OR (2004).
- [15] J. A. Camberos, L. A. Lambe and R. Luczak. Computational Physics with Hybrid Symbolic-Numeric Methodology with Multidisciplinary Applications. *Department of Defense HPC User's Group Meeting* (2005).
- [16] J. A. Camberos, L. A. Lambe and R. Luczak. Hybrid Symbolic-Numeric Methodology: Views and Visions. In *43rd AIAA Aerospace Sciences Meeting*, volume 2005-0092. Reno, NV (2005).
- [17] J. F. Carlson. Cohomology, Computations, and Commutative Algebra. *Notices Amer. Math. Soc.* **52** (4) (2005) 426–434.
- [18] M. Collart, M. Kalkbrener and D. Mall. Converting Bases with the Gröbner Walk. *J. Symbolic Comput.* **24** (3-4) (1997) 465–469.  
URL <http://dx.doi.org/10.1006/jsco.1996.0145>
- [19] N. Dershowitz. A Taste of Rewrite Systems. In P. E. Lauer, editor, *Functional Programming, Concurrency, Simulation and Automated Reasoning*, volume 693 of *Lecture Notes in Comput. Sci.*, 199–228. Springer (1993).

- [20] G. A. Evans. Noncommutative Involutive Bases. In Q.-N. Tran, editor, *Proc. 10th Int. Conf. Applications of Computer Algebra*, 49–64. Beaumont, Texas, USA (2004).
- [21] J. C. Faugère, P. Gianni, D. Lazard and T. Mora. Efficient Computation of Zero-dimensional Gröbner Bases by Change of Ordering. *J. Symbolic Comput.* **16** (4) (1993) 329–344.  
URL <http://dx.doi.org/10.1006/jsco.1993.1051>
- [22] R. Fröberg. *An Introduction to Gröbner Bases*. John Wiley & Sons (1998).
- [23] V. P. Gerdt. Involutive Division Technique: Some Generalizations and Optimizations. *J. Math. Sci. (N. Y.)* **108** (6) (2002) 1034–1051.  
URL <http://dx.doi.org/10.1023/A:1013596522989>
- [24] V. P. Gerdt. Involutive Algorithms for Computing Gröbner Bases. In S. Cojocaru, G. Pfister and V. Ufnarovski, editors, *Computational Commutative and Non-Commutative Algebraic Geometry*, volume 196 of *NATO Science Series: Computer and Systems Sciences*, 199–225. IOS Press (2005).
- [25] V. P. Gerdt and Yu. A. Blinkov. Involutive Bases of Polynomial Ideals. *Math. Comput. Simulation* **45** (5-6) (1998) 519–541.  
URL [http://dx.doi.org/10.1016/S0378-4754\(97\)00127-4](http://dx.doi.org/10.1016/S0378-4754(97)00127-4)
- [26] V. P. Gerdt and Yu. A. Blinkov. Minimal Involutive Bases. *Math. Comput. Simulation* **45** (5-6) (1998) 543–560.  
URL [http://dx.doi.org/10.1016/S0378-4754\(97\)00128-6](http://dx.doi.org/10.1016/S0378-4754(97)00128-6)
- [27] V. P. Gerdt, Yu. A. Blinkov and D. A. Yanovich. Construction of Janet Bases I. Monomial Bases. In V. G. Ghanzha, E. W. Mayr and E. V. Vorozhtsov, editors, *Computer Algebra in Scientific Computing (CASC) 2001*, 233–247. Springer-Verlag, Berlin (2001).
- [28] V. P. Gerdt, Yu. A. Blinkov and D. A. Yanovich. Construction of Janet Bases II. Polynomial Bases. In V. G. Ghanzha, E. W. Mayr and E. V. Vorozhtsov, editors, *Computer Algebra in Scientific Computing (CASC) 2001*, 249–263. Springer-Verlag, Berlin (2001).
- [29] A. Giovini, T. Mora, G. Niedi, L. Robbiano and C. Traverso. “One sugar cube, please” OR Selection Strategies in Buchberger Algorithm. In *ISSAC '91: Proc. Int.*

- Symp. Symbolic and Algebraic Computation*, 49–54. ACM Press, New York (1991).  
URL <http://dx.doi.org/10.1145/120694.120701>
- [30] O. D. Golubitsky. Involutive Gröbner Walk. *Fundam. Prikl. Mat.* **7** (4) (2001) 993–1001.
- [31] G. M. Greuel, G. Pfister and H. Schönemann. SINGULAR 3.0.0. A Computer Algebra System for Polynomial Computations, Centre for Computer Algebra, University of Kaiserslautern (2005).  
URL <http://www.singular.uni-kl.de>
- [32] J. W. Helton and M. Stankus. NCGB 3.1: NonCommutative Gröbner Basis Package (2002).  
URL <http://math.ucsd.edu/~ncalg/>
- [33] A. Heyworth. Rewriting as a special case of Gröbner Basis Theory. In M. Atkinson, N. D. Gilbert, J. Howie, S. A. Linton and E. F. Robertson, editors, *Computational and Geometric Aspects of Modern Algebra (Edinburgh, 1998)*, volume 275 of *Proc. London Math. Soc.*, 101–105. Cambridge University Press (2000).
- [34] F. Hreinsdóttir. A case where choosing a product order makes the calculation of a Gröbner Basis much faster. *J. Symbolic Comput.* **18** (4) (1994) 373–378.  
URL <http://dx.doi.org/10.1006/jsco.1994.1053>
- [35] M. Janet. *Lecons sur les systèmes d'équations aux deriveés partielles*. Gauthier-Villars, Paris (1929).
- [36] J.-P. Jouannaud. Rewrite Proofs and Computations. In H. Schwichtenberg, editor, *Proof and Computation*, volume 139 of *Computer and Systems Sciences*. Springer-Verlag (1995).
- [37] B. J. Keller. Algorithms and Orders for Finding Noncommutative Gröbner Bases. PhD thesis, Virginia Tech (1997).
- [38] B. W. Kernighan and D. M. Ritchie. *The C Programming Language (2nd Edition)*. Prentice Hall (1988).
- [39] D. E. Knuth and P. B. Bendix. Simple word problems in universal algebras. In J. Leech, editor, *Computational Problems in Abstract Algebra*, 263–297. Pergamon Press (1970).

- [40] L. A. Lambe. FALG (An ANSI C Library for Free Associative Algebra Calculations): User Guide (2001).
- [41] L. A. Lambe. FMON (An ANSI C Library for Free Monoid Calculations): User Guide (2001).
- [42] L. A. Lambe. Letter of Support for Research at the University of Wales, Bangor (2005).
- [43] L. A. Lambe, R. Luczak and J. Nehrbass. A new finite difference method for the Helmholtz equation using symbolic computation. *Int. J. Comput. Eng. Sci.* **4** (1) (2003) 121–144.  
URL <http://dx.doi.org/10.1142/S1465876303000739>
- [44] E. Mansfield. Differential Gröbner Bases. PhD thesis, University of Sydney (1991).
- [45] T. Mora. Gröbner Bases for non-commutative polynomial rings. In J. Calmet, editor, *AAECC-3: Proc. 3rd Int. Conf. on Algebraic Algorithms and Error-Correcting Codes (Grenoble, France, July 15–19, 1985)*, volume 223 of *Lecture Notes in Comput. Sci.*, 353–362. Springer (1986).
- [46] MSSRC (Multidisciplinary Software Systems Research Corporation).  
URL <http://www.mssrc.com>
- [47] J. F. Pommaret. *Systems of Partial Differential Equations and Lie Pseudogroups*. Gordon and Breach Science Publishers (1978).
- [48] L. Robbiano. Term Orderings on the Polynomial Ring. In *EUROCAL '85: Research Contributions from the European Conference on Computer Algebra – Volume 2*, volume 204 of *Lecture Notes in Comput. Sci.*, 513–517. Springer (1985).
- [49] SciFace Software. MUPAD Version 3.1. Paderborn, Germany (2005).  
URL <http://www.mupad.com/>
- [50] W. M. Seiler. A Combinatorial Approach to Involution and  $\delta$ -Regularity I: Involution Bases in Polynomial Algebras of Solvable Type (2002). Preprint Universität Mannheim.
- [51] W. M. Seiler. A Combinatorial Approach to Involution and  $\delta$ -Regularity II: Structure Analysis of Polynomial Modules with Pommaret Bases (2002). Preprint Universität Mannheim.

- [52] J. M. Thomas. *Differential Systems*. AMS, New York (1937).
- [53] Q.-N. Tran. A Fast Algorithm for Gröbner Basis Conversion and its Applications. *J. Symbolic Comput.* **30** (4) (2000) 451–467.  
URL <http://dx.doi.org/10.1006/jsco.1999.0416>
- [54] A. Wachowski and L. Wachowski. *The Matrix*. Film (Warner Bros.) (1999).
- [55] Waterloo Maple Inc. *MAPLE Version 10*. Waterloo, Ontario, Canada. (2005).  
URL <http://www.maplesoft.com>
- [56] V. Weispfenning. Admissible orders and linear forms. *ACM Sigsam Bull.* **21** (2) (1987) 16–18.  
URL <http://doi.acm.org/10.1145/24554.24557>
- [57] Wolfram Research, Inc. *MATHEMATICA Version 5.1*. Champaign, Illinois (2004).  
URL <http://www.wolfram.com/>
- [58] A. Yu. Zharkov and Yu. A. Blinkov. Involution Approach to Investigating Polynomial Systems. *Math. Comput. Simulation* **42** (4-6) (1996) 323–332.  
URL [http://dx.doi.org/10.1016/S0378-4754\(96\)00006-7](http://dx.doi.org/10.1016/S0378-4754(96)00006-7)



# Index

## Symbols

|                                               |         |
|-----------------------------------------------|---------|
| $<$ .....                                     | 14      |
| $\triangleleft$ .....                         | 120     |
| $\triangleright$ .....                        | 120     |
| $\longrightarrow$ .....                       | 20      |
| $\xrightarrow{*}$ .....                       | 21      |
| $\xrightarrow{I}$ .....                       | 74      |
| $\xrightarrow{I}^*$ .....                     | 74      |
| $\mathcal{C}(U)$ .....                        | 72, 107 |
| $\mathcal{C}(u, U)$ .....                     | 72, 107 |
| $\mathcal{C}_I(U)$ .....                      | 72, 107 |
| $\mathcal{C}_I(u, U)$ .....                   | 71, 106 |
| $\deg_\omega$ .....                           | 166     |
| $\text{in}_\omega$ .....                      | 167     |
| $\text{in}_\theta$ .....                      | 178     |
| $\mathcal{J}$ .....                           | 74      |
| $\text{LC}(p)$ .....                          | 14      |
| $\text{LM}(J)$ .....                          | 29      |
| $\text{LM}(p)$ .....                          | 14      |
| $\text{LT}(p)$ .....                          | 14      |
| $\mathcal{M}_I(u, U)$ .....                   | 72      |
| $\mathcal{M}_I^L(u, U)$ .....                 | 106     |
| $\mathcal{M}_I^R(u, U)$ .....                 | 107     |
| $\mathcal{O}$ .....                           | 125     |
| $\mathcal{P}$ .....                           | 74      |
| $R[x_1, x_2, \dots, x_n]$ .....               | 11      |
| $R\langle x_1, x_2, \dots, x_n \rangle$ ..... | 12      |
| $\mathcal{S}$ .....                           | 135     |
| $\mathcal{T}$ .....                           | 74      |

|                             |     |
|-----------------------------|-----|
| $\theta$ -homogeneous ..... | 178 |
| $\text{val}_i$ .....        | 177 |
| $\mathcal{W}$ .....         | 143 |

## A

|                                    |         |
|------------------------------------|---------|
| abelian .....                      | 10      |
| admissible monomial ordering ..... | 14      |
| ascending chain condition .....    | 29      |
| autoreduction .....                | 77, 110 |

## B

|                                     |            |
|-------------------------------------|------------|
| basis .....                         | 13         |
| Gröbner .....                       | 22, 25, 50 |
| involutive .....                    | 80, 112    |
| Bergman, George .....               | 46         |
| binary operation .....              | 9          |
| Bruno Buchberger .....              | 30         |
| Buchberger's algorithm .....        | 30         |
| Buchberger's first criterion .....  | 35, 56     |
| Buchberger's second criterion ..... | 37, 57     |
| Buchberger, Bruno .....             | 30         |

## C

|                                    |        |
|------------------------------------|--------|
| coefficient .....                  | 10, 12 |
| leading .....                      | 14     |
| coefficient ring .....             | 12     |
| commutative Gröbner basis .....    | 25     |
| commutative polynomial ring .....  | 11     |
| commutative ring .....             | 10     |
| compatible ordering function ..... | 178    |
| compatible weight vector .....     | 167    |

- complete rewrite system ..... 155  
 involutive ..... 155  
 conclusive involutive division ..... 114  
 cone  
 conventional ..... 72, 107  
 involutive ..... 71, 106  
 constructive involutive division ..... 83  
 continuous involutive division 80, 115  
 conventional cone ..... 72, 107  
 conventional divisor ..... 71, 105  
 conventional span ..... 72, 107  
 criterion  
 Buchberger's first ..... 35, 56  
 Buchberger's second ..... 37, 57
- D**  
 degree ..... 15  
 degree inverse lexicographic ordering 15  
 degree lexicographic ordering ..... 15  
 degree reverse lex. ordering ..... 15, 17  
 dehomogenisation ..... 39, 60, 97  
 Dickson's lemma ..... 27  
 division  
 involutive ..... 72, 106  
 polynomial ..... 17  
 division ring ..... 10  
 divisor  
 conventional ..... 71, 105  
 involutive ..... 71, 105  
 thick ..... 105  
 thin ..... 105
- E**  
 empty division ..... 119  
 extended prefix turn ..... 198  
 extendible involutive division ..... 98  
 extendible monomial ordering . 39, 60  
 extendible ordering function ..... 179
- F**  
 FGLM ..... 42  
 field ..... 10  
 full division ..... 119  
 functional decomposition ..... 177
- G**  
 George Bergman ..... 46  
 global involutive division ..... 72, 107  
 Gröbner basis ..... 22  
 commutative ..... 25  
 logged ..... 43, 63  
 minimal ..... 34, 57  
 noncommutative ..... 50  
 reduced ..... 32, 54  
 Gröbner involutive division ..... 118  
 Gröbner walk ..... 42, 165, 179  
 group ..... 9
- H**  
 harmonious monomial ordering .. 179  
 Hilbert's basis theorem ..... 29  
 homogeneous ..... 39  
 homogenisation ..... 39, 60, 97
- I**  
 ideal ..... 12  
 left ..... 13  
 monomial ..... 27  
 right ..... 13  
 two-sided ..... 13  
 ideal membership problem ..... 13  
 initial ..... 167, 178  
 inverse lexicographic ordering . 15, 17

- involutive basis ..... 80, 112  
     locally ..... 79, 112  
     logged ..... 102, 162  
 involutive complete rewrite system 155  
 involutive cone ..... 71, 106  
 involutive division ..... 72, 106  
     conclusive ..... 114  
     constructive ..... 83  
     continuous ..... 80, 115  
     empty ..... 119  
     extendible ..... 98  
     full ..... 119  
     global ..... 72, 107  
     Gröbner ..... 118  
     Janet ..... 74  
     left ..... 120  
     left overlap ..... 125  
     local ..... 72, 107  
     Noetherian ..... 88  
     Pommaret ..... 74  
     prefix-only left overlap ..... 147  
     right ..... 120  
     stable ..... 89  
     strong ..... 106  
     strong left overlap ..... 135  
     subword-free left overlap ..... 147  
     Thomas ..... 74  
     two sided left overlap ..... 143  
     weak ..... 107  
 involutive divisions ..... 71, 119  
 involutive divisor ..... 71, 105  
 involutive span ..... 72, 107  
 involutive walk ..... 176, 185
- J**
- Janet division ..... 74
- K**
- Knuth-Bendix algorithm ..... 53
- L**
- leading coefficient ..... 14  
 leading monomial ..... 14  
 leading term ..... 14  
 left division ..... 120  
 left ideal ..... 13  
 left overlap division ..... 125  
 left prolongation ..... 110  
 left prolongation turn ..... 196  
 lexicographic ordering ..... 15, 16  
 local involutive division ..... 72, 107  
 locally confluent ..... 25, 50  
 locally involutive basis ..... 79, 112  
 logged Gröbner basis ..... 43, 63  
 logged involutive basis ..... 102, 162
- M**
- minimal Gröbner basis ..... 34, 57  
 monomial ..... 10, 12  
     leading ..... 14  
 monomial ideal ..... 27  
 monomial ordering ..... 14  
     admissible ..... 14  
     degree inverse lexicographic ... 15  
     degree lexicographic ..... 15  
     degree reverse lexicographic 15, 17  
     extendible ..... 39, 60  
     harmonious ..... 179  
     inverse lexicographic ..... 15, 17  
     lexicographic ..... 15, 16  
 Mora's algorithm ..... 52  
 Mora, Teo ..... 46  
 multidegree ..... 11

multiplicative variables . . . . . 72

## N

Noetherian involutive division . . . . . 88

noncommutative Gröbner basis . . . . . 50

noncommutative polynomial ring . . . . . 12

noncommutative ring . . . . . 10

normal strategy . . . . . 40, 62

## O

ordering

    monomial . . . . . 14

ordering function . . . . . 177

    compatible . . . . . 178

    extendible . . . . . 179

overlap . . . . . 47

    self . . . . . 49

overlap word . . . . . 62

## P

padding symbol . . . . . 16

polynomial . . . . . 10, 12

polynomial division . . . . . 17

polynomial ring

    commutative . . . . . 11

    noncommutative . . . . . 12

Pommaret division . . . . . 74

prefix . . . . . 47

prefix turn . . . . . 197

    extended . . . . . 198

prefix-only left overlap division . . . . . 147

prolongation . . . . . 77

    left . . . . . 110

    right . . . . . 110

prolongation turn

    left . . . . . 196

    right . . . . . 196

## R

reduced Gröbner basis . . . . . 32, 54

remainder

    unique . . . . . 25, 50, 93, 117

right division . . . . . 120

right ideal . . . . . 13

right prolongation . . . . . 110

right prolongation turn . . . . . 196

ring . . . . . 10

    coefficient . . . . . 12

    commutative . . . . . 10

    division . . . . . 10

    noncommutative . . . . . 10

    sub- . . . . . 10

rng . . . . . 10

## S

S-polynomial . . . . . 24, 49

selection strategies . . . . . 40, 62, 96

self overlap . . . . . 49

span

    conventional . . . . . 72, 107

    involutive . . . . . 72, 107

stable involutive division . . . . . 89

strategy

    normal . . . . . 40, 62

    sugar . . . . . 41, 62

    tie-breaking . . . . . 64

strong involutive division . . . . . 106

strong left overlap division . . . . . 135

subring . . . . . 10

subword . . . . . 47

subword-free left overlap division . . . . . 147

suffix . . . . . 47

suffix turn . . . . . 197

sugar strategy . . . . . 41, 62

**T**

- Teo Mora ..... 46
- term ..... 10, 12
  - leading ..... 14
- thick divisor ..... 105
- thin divisor ..... 105
- Thomas division ..... 74
- tie-breaking strategy ..... 64
- two sided left overlap division .... 143
- two-sided ideal ..... 13

**U**

- unique remainder ..... 25, 50, 93, 117

**W**

## walk

- Gröbner ..... 42, 165, 179
  - involution ..... 176, 185
- weak involutive division ..... 107
- word problem ..... 53