

# FUNDAMENTAL GROUPS OF SOME SPECIAL QUADRIC ARRANGEMENTS

MEIRAV AMRAM<sup>1</sup> AND MINA TEICHER

**Keywords:** Fundamental groups, complement of curve, quadric arrangement.

**MSC Classification:** 14H20, 14H30, 14Q05.

**ABSTRACT.** In this work we obtain presentations of fundamental groups of the complements of three families of quadric arrangements in  $\mathbb{P}^2$ . The first arrangement is a union of  $n$  quadrics, which are tangent to each other at two common points. The second arrangement is composed of  $n$  quadrics which are tangent to each other at one common point. The third arrangement is composed of  $n$  quadrics,  $n - 1$  of them are tangent to the  $n$ 'th one and each one of the  $n - 1$  quadrics is transversal to the other  $n - 2$  ones.

## 1. INTRODUCTION

The aim of the present article is the computation of the fundamental groups to complements of some quadric arrangements in  $\mathbb{P}^2$ . Recall that given a quadric-line arrangement in  $\mathbb{P}^2$ , we are interested in computing the fundamental group of its complement. The present paper is devoted to the computation of the fundamental groups related to three infinite families of quadric arrangements. The three types of interesting families of quadric curves in this paper are as follows. The first arrangement is a union of  $n$  quadrics, which are tangent to each other at two common points (Figure 2). The second arrangement is composed of  $n$  quadrics which are tangent to each other at one common point (Figure 3). The third arrangement is composed again of  $n$  quadrics,  $n - 1$  of them are tangent to the  $n$ 'th one and each one of the  $n - 1$  quadrics is transversal to the other  $n - 2$  ones (Figure 4).

Some work has been done concerning line arrangements (see e.g. [7], [14], [15]), and other progress has been done also concerning quadric-line arrangements (see [1], [2], and [3]).

Let  $C \subset \mathbb{P}^2$  be a plane curve and  $* \in \mathbb{P}^2 \setminus C$  a base point. By abuse of notation, we will call the group  $\pi_1(\mathbb{P}^2 \setminus C, *)$  the *fundamental group of  $C$* , and we shall frequently omit base points and write  $\pi_1(\mathbb{P}^2 \setminus C)$ . One is interested in the group  $\pi_1(\mathbb{P}^2 \setminus C)$  mainly for two reasons. First, when the curve appears to be a branch curve, then  $\pi_1(\mathbb{P}^2 \setminus C)$  is an important invariant, concerning either the branch curve or the surface itself. Secondly,  $\pi_1(\mathbb{P}^2 \setminus C)$  contributes to the study of the Galois coverings

---

<sup>1</sup>Partially supported by EU-network HPRN-CT-2009-00099 (EAGER), the Emmy Noether Research Institute for Mathematics, the Israel Science Foundation grant #8008/02-3 (Excellency Center "Group Theoretic Methods in the Study of Algebraic Varieties"), the Edmund Landau Center for Research in Mathematical Analysis and Related Areas, sponsored by the Minerva Foundation (Germany).

*Date:* July 26, 2021.

$X \rightarrow \mathbb{P}^2$  branched along  $C$ . Many interesting surfaces have been constructed as branched Galois coverings of the plane. One example is the arrangement  $\mathcal{A}_3$  (shown in Figure 1 below), which has Galois coverings  $X \rightarrow \mathbb{P}^2$  branched along it;  $X \simeq \mathbb{P}^1 \times \mathbb{P}^1$ , or  $X$  is either an abelian surface, a  $K3$  surface, or a quotient of the two-ball  $\mathbb{B}_2$  (see [9], [17], [19]). Moreover, some line arrangements defined by unitary reflection groups studied in [13] are related to  $\mathcal{A}_3$  via orbifold coverings. For example, if  $\mathcal{L}$  is the line arrangement given by the equation

$$xyz(x+y+z)(x+y-z)(x-y+z)(x-y-z) = 0,$$

then the image of  $\mathcal{L}$  under the branched covering map  $[x : y : z] \in \mathbb{P}^2 \rightarrow [x^2 : y^2 : z^2] \in \mathbb{P}^2$  is the arrangement  $\mathcal{A}_3$ , see [17] for details.

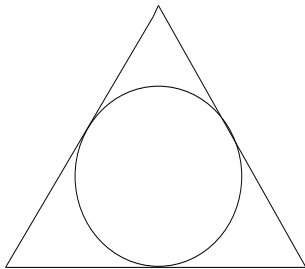


FIGURE 1. The arrangement  $\mathcal{A}_3$

We use the algorithm of Moishezon-Teicher [12] in order to compute the braid monodromy of each one of the arrangements. Then we use the van Kampen Theorem [18] in order to get the presentations of the complements of the arrangements in  $\mathbb{CP}^2$ .

This paper is divided into four parts. In Section 2, we quote basic definitions and an alternative way for computing quadric arrangements, by defining them as birational to line arrangements or as their coverings. In Section 3, we quote the results of this work (Theorems 5, 7, 9). In Sections 4, 5 and 6, we prove these theorems.

## 2. QUADRIC ARRANGEMENTS RELATED TO LINE ARRANGEMENTS

**2.1. Meridians.** Let  $C \subset X$  be a curve in a smooth complex surface  $X$  and  $p \in C$ . A *meridian*  $\mu$  of  $C$  at  $p$ , based on a point  $* \in \mathbb{P}^2 \setminus C$  is a loop in  $\mathbb{P}^2 \setminus C$  obtained by following a path  $\omega$  with  $\omega(0) = *$  and  $\omega(1)$  belonging to a small neighborhood of  $p$ , turning around  $C$  in the positive sense along the boundary of a small disc  $\Delta$ , having with  $C$  a single intersection at  $p$ , and then turning back to  $*$  along  $\omega$ . If  $B \subset C$  is an irreducible component, a meridian  $\mu_p$  of  $C$  at a point  $p \in B \setminus \text{Sing}(C)$  will be called a *meridian* of  $B$ . It is well-known that (homotopy classes of) any two meridians of  $B$  are conjugate elements in  $\pi_1(X \setminus C, *)$  (see e.g. [10, Section 7.5]). When  $p$  is a singular point of  $C$ , we have the following result.

**Lemma 1.** *Let  $p \in C$  be a singular point,  $\mu_p$  a meridian of  $C$  at  $p$ , and let  $\sigma : Y \rightarrow \mathbb{P}^2$  be the blow-up of  $X$  at  $p$ . Denote by  $\tilde{C}$  the proper transform of  $C$  and by  $P$  the exceptional divisor. Then  $\sigma(\mu_p)$  is a meridian of  $P$ . In particular, any two meridians of  $C$  at  $p$  are conjugate elements of  $\pi_1(X \setminus C) \simeq \pi_1(Y \setminus (C \cup P))$ .*

*Proof.* The spaces  $Y \setminus (C \cup P)$  and  $X \setminus C$  are homeomorphic. By definition,  $\mu_p = \omega \cdot \partial\Delta \cdot \omega^{-1}$ , where  $\Delta$  is a disc, having an intersection with  $C$  at  $p$ , implying that the disc  $\sigma(\Delta)$  intersects  $P$  transversally and away from  $C$ . In other words, the loop  $\sigma(\mu)$  is a meridian of  $P$ .  $\square$

The group  $\pi_1(X \setminus C)$  is an invariant of the pair  $(\mathbb{P}^2, C)$ . Since meridians are well-defined up to a conjugacy class, they can be considered as supplementary invariants of  $\pi_1(X \setminus C)$ . What follows is a description of how to capture the meridians at singular points of  $C$ , during the computation of the group  $\pi_1(X \setminus C)$  by the van Kampen Theorem.

**Lemma 2.** *Let  $C \subset \mathbb{P}^2$  be a curve,  $L_0$  a line in general position with respect to  $C$  and let  $*$   $\in L_0 \setminus C$  be a base point. Let  $p$  be a singular point of  $C$ . We assume that  $L_0$  passes through a sufficiently small ball  $V$  around  $p$ , so that the disc  $\Delta := L_0 \cap V$  meets all branches of  $C$  meeting at  $p$ . Take a path  $\omega$  in  $L_0$  connecting  $*$  to a boundary point  $q$  of  $\Delta$ . Then  $\mu_0 := \omega \cdot \partial\Delta \cdot \omega^{-1}$  is a homotopic to a meridian of  $C$  at  $p$ .*

*Proof.* Let  $L_1$  be the line through  $*$  and  $p$ . Consider the projection  $\phi : \mathbb{P}^2 \rightarrow \mathbb{P}^1$  from the point  $*$  and with  $\phi(L_0) = a$ ,  $\phi(L_1) = b$  and take a path  $\gamma \subset \phi(V)$  with  $\gamma(0) = a$  and  $\gamma(1) = b$ . Put  $L_t$  for the fiber above  $\gamma(t)$ . Let  $\sigma \subset \partial V$  be a lift of the path  $\gamma$  with  $\sigma(0) = q$ . Assume that  $\sigma_\tau$  is the loop  $\sigma$  until  $\tau$ , i.e. with  $\sigma_\tau(t) := \sigma(\tau t)$  ( $t \in [0, 1]$ ). Put  $\omega_\tau := \sigma_\tau \cdot \omega$  and define  $\mu_\tau := \omega_\tau \cdot \partial\Delta_\tau \cdot \omega_\tau^{-1}$ , where  $\Delta_\tau := L_\tau \cap V$ . Then  $M(t, \tau) := \mu_\tau(t)$  gives a homotopy between  $\mu_0$  and  $\mu_1$ , and this latter loop is obviously a meridian of  $C$  at  $p$ .  $\square$

**2.2. Quadric arrangements birational to line arrangements.** Assume that  $\mathcal{A}$  is a line arrangement, and let  $\psi$  be the involution  $\psi : [x : y : z] \in \mathbb{P}^2 \rightarrow [1/x : 1/y : 1/z] \in \mathbb{P}^2$ . Suppose that the lines  $X, Y, Z$  are respectively given by the equations  $x = 0, y = 0$  and  $z = 0$ . If  $\mathcal{A}$  is in general position with respect to  $X \cup Y \cup Z$ , then  $\psi(\mathcal{A})$  is an arrangement of smooth quadrics. In addition to those of  $\mathcal{A}$ , this arrangement has three more singular points where all the irreducible components of  $\psi(\mathcal{A})$  meet transversally.

In this case, the group  $\pi_1(\mathbb{P}^2 \setminus \psi(\mathcal{A}))$  can easily be found in terms of  $\pi_1(\mathbb{P}^2 \setminus \mathcal{A})$  as follows: Assuming  $\mathcal{A} = \cup_{i=1}^n L_i$ , let

$$(1) \quad \pi_1(\mathbb{P}^2 \setminus \mathcal{A}) \simeq \langle \mu_1, \dots, \mu_n \mid w_1 = \dots = w_m = \mu_1 \dots \mu_n = e \rangle$$

be a presentation obtained by an application of van Kampen, where  $\mu_i$  is a meridian of  $L_i$ . Put  $\mathcal{A}' := \mathcal{A} \cup X \cup Y \cup Z$ . Since  $\mathcal{A}$  is in general position with respect to  $X \cup Y \cup Z$ , one has by [7]

$$(2) \quad \pi_1(\mathbb{P}^2 \setminus \mathcal{A}') \simeq \left\langle \begin{array}{l} \mu_1, \dots, \mu_n, \\ \sigma_1, \sigma_2, \sigma_3 \end{array} \mid \begin{array}{l} [\mu_i, \sigma_j] = [\sigma_j, \sigma_k] = e \ (i \in [1, n], j, k \in [1, 3]) \\ w_1 = \dots = w_m = \mu_1 \dots \mu_n \sigma_1 \sigma_2 \sigma_3 = e \end{array} \right\rangle$$

where  $\sigma_1, \sigma_2, \sigma_3$  are, respectively, meridians of  $X, Y$  and  $Z$ . Let  $p := X \cap Y$ ,  $q = Y \cap Z$  and  $r := Z \cap X$ . Then  $\sigma_1 \sigma_2$  (respectively,  $\sigma_2 \sigma_3, \sigma_3 \sigma_1$ ) is a meridian of  $\mathcal{A}'$  at  $p$  (respectively,  $q, r$ ). Hence, the group  $\pi_1(\mathbb{P}^2 \setminus \psi(\mathcal{A}))$  can be obtained by setting  $\sigma_1 \sigma_2 = \sigma_2 \sigma_3 = \sigma_3 \sigma_1 = e$  in the presentation of  $\pi_1(\mathbb{P}^2 \setminus \mathcal{A})$ . But these relations imply  $\sigma := \sigma_1 = \sigma_2 = \sigma_3$  and  $\sigma^2 = e$  and since by the projective relation one has

$\mu_1 \dots \mu_n \sigma_1 \sigma_2 \sigma_3 = e$ , it suffices to replace this latter relation by  $(\mu_1 \dots \mu_n)^2 = e$ . Hence

$$\pi_1(\mathbb{P}^2 \setminus \psi(\mathcal{A})) \simeq \left\langle \mu_1, \dots, \mu_n \mid \begin{array}{l} [\mu_i, \mu_1 \dots \mu_n] = e \ (i \in [1, n]) \\ w_1 = \dots = w_m = (\mu_1 \dots \mu_n)^2 = e \end{array} \right\rangle.$$

Since  $\sigma$  is a central element of this group, this proves the following result.

**Theorem 3.** *For any arrangement of  $n$  lines  $\mathcal{A}$ , there is an arrangement of  $n$  smooth quadrics  $\mathcal{B}$  with a central extension*

$$0 \rightarrow \mathbb{Z}/(2) \rightarrow \pi_1(\mathbb{P}^2 \setminus \mathcal{B}) \rightarrow \pi_1(\mathbb{P}^2 \setminus \mathcal{A}) \rightarrow 0.$$

**2.3. Quadric arrangements as coverings of line arrangements.** Assume that  $\mathcal{A}$  is a line arrangement, and let  $\phi$  be the branched covering  $\phi : [x : y : z] \in \mathbb{P}^2 \rightarrow [x^2 : y^2 : z^2] \in \mathbb{P}^2$ . Suppose that the lines  $X, Y, Z$  are respectively given by the equations  $x = 0, y = 0$  and  $z = 0$ . If  $\mathcal{A}$  is in general position to  $X \cup Y \cup Z$ , then  $\phi^{-1}(\mathcal{A})$  is an arrangement of smooth quadrics. Above any singular point of  $\mathcal{A}$  lie four singular points of  $\phi^{-1}(\mathcal{A})$  of the same type. In this case, the group  $\pi_1(\mathbb{P}^2 \setminus \phi^{-1}(\mathcal{A}))$  can easily be found in terms of  $\pi_1(\mathbb{P}^2 \setminus \mathcal{A})$  as follows: Assuming  $\mathcal{A} = \cup_{i=1}^n L_i$ , one has a presentation (1). For the arrangement  $\mathcal{A}' := \mathcal{A} \cup X \cup Y \cup Z$ , the presentation (2) is valid. There is an exact sequence

$$0 \rightarrow \pi_1(\mathbb{P}^2 \setminus \phi^{-1}(\mathcal{A}')) \rightarrow \pi_1(\mathbb{P}^2 \setminus \mathcal{A}') \rightarrow \mathbb{Z}/(2) \oplus \mathbb{Z}/(2) \rightarrow 0.$$

The group  $\pi_1(\mathbb{P}^2 \setminus \phi^{-1}(\mathcal{A}))$  is the quotient  $\pi_1(\mathbb{P}^2 \setminus \phi^{-1}(\mathcal{A}'))$  by the subgroup generated by the meridians of  $\phi^{-1}(X), \phi^{-1}(Y)$  and  $\phi^{-1}(Z)$ .

### 3. STATEMENTS OF RESULTS

In this section we give in Theorems 5, 7 and 9 the presentations of the fundamental groups of the three quadric arrangements in  $\mathbb{P}^2$ . We prove them in the forthcoming sections. For our computations, we need the following definition.

**Definition 4.** *A group  $G$  is said to be big if it contains a non-abelian free subgroup.*

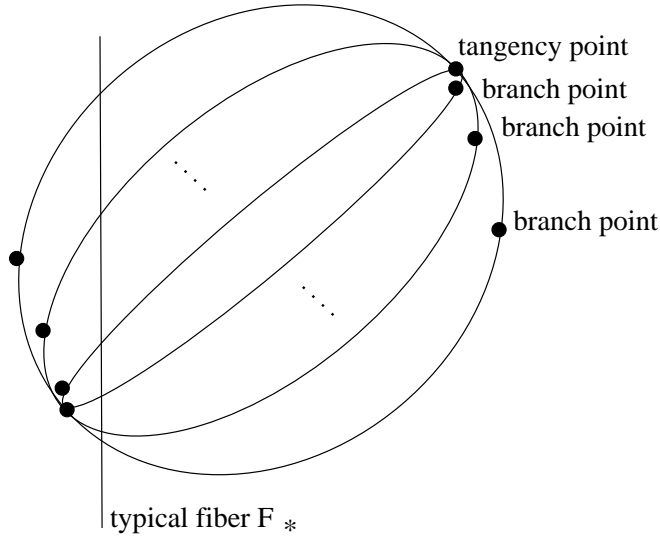
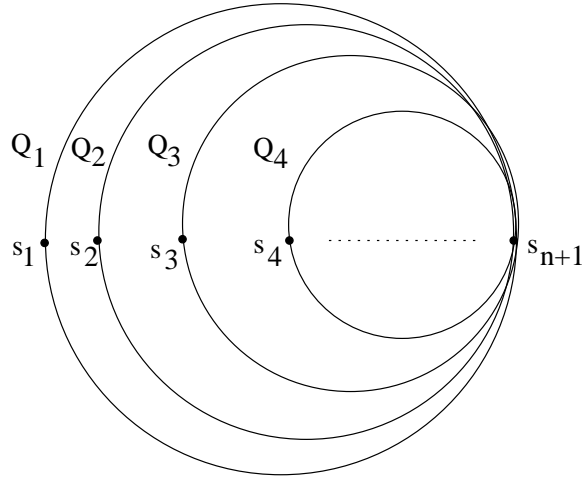
**3.1. The quadric arrangement  $\mathcal{A}_n$ .** Let  $\mathcal{A}_n := Q_1 \cup \dots \cup Q_n$  be a quadric arrangement, which is a union of  $n$  quadrics tangent to each other at two common points, see Figure 2.

**Theorem 5.** *The fundamental group  $\pi_1(\mathbb{P}^2 \setminus \mathcal{A}_n)$  of  $\mathcal{A}_n$  in  $\mathbb{P}^2$  admits the presentation*

$$(3) \quad \pi_1(\mathbb{P}^2 \setminus \mathcal{A}_n) \simeq \left\langle a_1, a_2, \dots, a_n \mid (a_1 a_2 \dots a_n)^2 = e \right\rangle,$$

where  $a_1, \dots, a_n$  are meridians of  $Q_1, \dots, Q_n$ , respectively.

**Corollary 6.** *The group  $\pi_1(\mathbb{P}^2 \setminus \mathcal{A}_n)$  is abelian for  $n = 1$  and big for  $n \geq 2$ .*

FIGURE 2. The arrangement  $\mathcal{A}_n$ FIGURE 3. The arrangement  $\mathcal{B}_n$ 

**3.2. The quadric arrangement  $\mathcal{B}_n$ .** Let  $\mathcal{B}_n := Q_1 \cup \dots \cup Q_n$  be a quadric arrangement, composed of  $n$  quadrics tangent to each other at one common point, see Figure 3.

**Theorem 7.** *The group  $\pi_1(\mathbb{P}^2 \setminus \mathcal{B}_n)$  admits the presentation*

$$(4) \quad \pi_1(\mathbb{P}^2 \setminus \mathcal{B}_n) \simeq \left\langle a_1, a_2, \dots, a_n \mid (a_1 a_2 \cdots a_n)^2 = e \right\rangle,$$

where  $a_1, \dots, a_n$  are meridians of  $Q_1, \dots, Q_n$ , respectively.

**Corollary 8.** *The group  $\pi_1(\mathbb{P}^2 \setminus \mathcal{B}_n)$  is abelian for  $n = 1$  and big for  $n \geq 2$ .*

**3.3. The quadric arrangement  $\mathcal{C}_n$ .** Let  $\mathcal{C}_n := Q_1 \cup \dots \cup Q_n$  be a quadric arrangement, which is a union of  $n$  quadrics,  $n - 1$  of them are tangent to the  $n$ 'th one and each one of these  $n - 1$  quadrics is transversal to the other  $n - 2$ , see Figure 4.

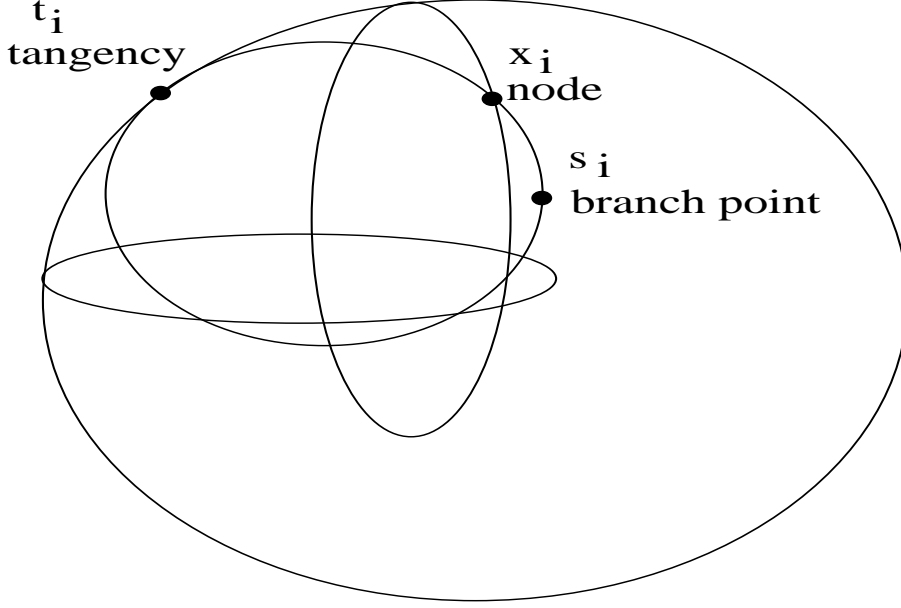


FIGURE 4. The arrangement  $\mathcal{C}_n$

**Theorem 9.** *The group  $\pi_1(\mathbb{P}^2 \setminus \mathcal{C}_n)$  admits the presentation*

$$(5) \quad \pi_1(\mathbb{P}^2 \setminus \mathcal{C}_n) \simeq \left\langle a_1, \dots, a_n \left| \begin{array}{ll} [a_i, a_j] = e & 2 \leq i, j \leq n, \ i \neq j \\ (a_1 a_k)^2 = (a_k a_1)^2 & 2 \leq k \leq n \\ (a_1 a_2 \cdots a_n)^2 = e \end{array} \right. \right\rangle,$$

where  $a_1, \dots, a_n$  are meridians of  $Q_1, \dots, Q_n$ , respectively.

**Corollary 10.** *The group  $\pi_1(\mathbb{P}^2 \setminus \mathcal{C}_n)$  is abelian for  $n = 1$  and big for  $n \geq 2$ .*

#### 4. PROOF OF THEOREM 5

Take the following affine quadric arrangement  $\mathcal{A}_n$ , which is composed of  $n$  quadrics tangent to each other at two points, see Figure 2.

In order to find the fundamental group  $\pi_1(\mathbb{P}^2 \setminus \mathcal{A}_n)$ , we need the algorithm of Moishezon-Teicher for the global braid monodromy. Consider the following setting (Figure 5).  $S$  is an algebraic curve in  $\mathbb{C}^2$ , with  $p = \deg(S)$ . Let  $\pi : \mathbb{C}^2 \rightarrow \mathbb{C}$  be a generic projection on the first coordinate. Define the fiber  $K(x) = \{y \mid (x, y) \in S\}$  in  $S$  over a fixed point  $x$ , projected to the  $y$ -axis. Define  $N = \{x \mid \#K(x) < p\}$  and  $M' = \{s \in S \mid \pi|_s \text{ is not étale at } s\}$ ; note that  $\pi(M') = N$ . Let  $\{A_j\}_{j=1}^q$  be the set of points of  $M'$  and  $N = \{x_j\}_{j=1}^q$  their projection on the  $x$ -axis. Recall that  $\pi$  is generic, so we assume that  $\#(\pi^{-1}(x) \cap M') = 1$  for every  $x \in N$ . Let  $E$  (resp.  $D$ ) be a closed disk on the  $x$ -axis (resp. the  $y$ -axis), such that  $M' \subset E \times D$  and

We construct a g-base for the fundamental group  $\pi_1(E - N, u)$ . Take a set of paths  $\{\gamma_j\}_{j=1}^q$  which connect  $u$  with the points  $\{x_j\}_{j=1}^q$  of  $N$ . Now encircle each  $x_j$  with a small oriented counterclockwise circle  $c_j$ . Denote the path segment from  $u$  to the boundary of this circle as  $\gamma'_j$ . We define an element (a loop) in the g-base as  $\delta_j = \gamma'_j c_j \gamma'^{-1}_j$ . Let  $B_p[D, K]$  be the braid group, and let  $H_1, \dots, H_{p-1}$  be its frame (for complete definitions, see [11, Section III.2]). The braid monodromy of  $S$  [4] is a map  $\varphi : \pi_1(E - N, u) \rightarrow B_p[D, K]$  defined as follows: every loop in  $E - N$  starting at  $u$  has liftings to a system of  $p$  paths in  $(E - N) \times D$  starting at each point of  $K = 1, \dots, p$ . Projecting them to  $D$  we get  $p$  paths in  $D$  defining a motion  $\{1(t), \dots, p(t)\}$  (for  $0 \leq t \leq 1$ ) of  $p$  points in  $D$  starting and ending at  $K$ . This motion defines a braid in  $B_p[D, K]$ . By the Artin Theorem [12], for  $j = 1, \dots, q$ , there exists a halftwist  $Z_j \in B_p[D, K]$  and  $\epsilon_j \in \mathbb{Z}$ , such that  $\varphi(\delta_j) = Z_j^{\epsilon_j}$ , where  $Z_j$  is a halftwist and  $\epsilon_j = 1, 2$  or  $4$  (for an ordinary branch point, a node, or a tangency point respectively). We explain now how to get this  $Z_j$ .

$$\Delta_p^2 = \prod_{j=1}^q \varphi(\delta_j).$$

Before proving Theorem 5, we have to study the local monodromy around a common tangency point (of  $n$  quadrics) and the relation which is derived from this monodromy. This is done in the following propositions.

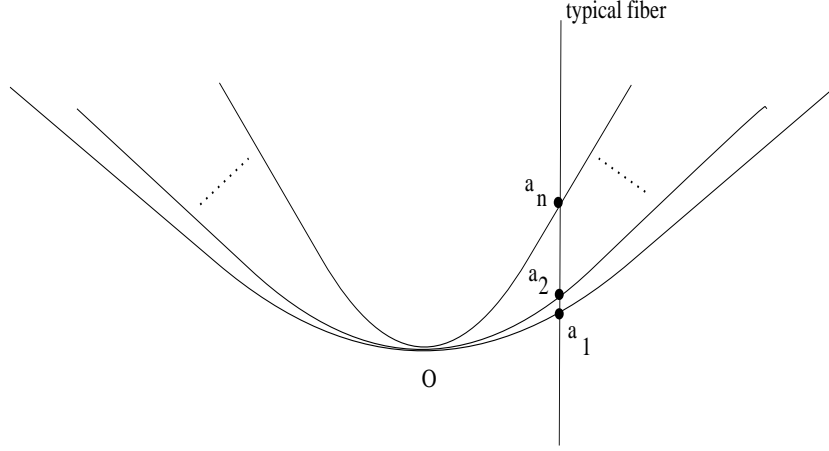


FIGURE 6. A tangency point

**Proposition 11.** *Let  $O$  be a tangency point, as depicted in Figure 6. Let  $a_1, a_2, \dots, a_n$  be  $n$  points, which are intersections of the  $n$  quadrics with a typical fiber. Then the local monodromy around  $O$  is a double fulltwist of  $a_1, a_2, \dots, a_n$  if  $O$  is one among two tangency points (see e.g. Figure 2) or a quadruple fulltwist if it is a unique one (see e.g. Figure 3).*

*Proof.* Consider  $O$  to be locally the tangency point of the quadrics  $y = x^2, \dots, y = nx^2$ . Take a loop  $x = e^{2\pi it}$  in  $y = 0$ , starting (and ending) at some base point and encircling the point  $O$ ,  $0 \leq t \leq 1$ . We have  $a_1, a_2, \dots, a_n$  in a typical fiber next to the fiber  $F_O$ .

When  $t$  is running from 0 to  $1/2$ , the point  $a_1$  is rotating around the other points in a fulltwist  $e^{2\pi i}$ , the point  $a_2$  is rotating along a closed curve which bounds a disk, containing the trajectory of the point  $a_1$ , and so on. When  $t$  is running from  $1/2$  to 1, we have the same motion. This gives us a double fulltwist of the points.

In a case that  $O$  is a unique tangency point, we get a doubling of the monodromy according to the Bézout Theorem (see e.g. [8]).  $\square$

**Proposition 12.** *If  $O$  is one among two tangency points, then we have the relation*

$$(a_n \cdots a_2 a_1)^2 = (a_1 a_n \cdots a_2)^2 = \cdots = (a_{n-1} a_{n-2} \cdots a_1 a_n)^2,$$

*and if  $O$  is a unique tangency point, then we have the relation*

$$(a_n \cdots a_2 a_1)^4 = (a_1 a_n \cdots a_2)^4 = \cdots = (a_{n-1} a_{n-2} \cdots a_1 a_n)^4.$$

*Proof.* Say that  $O$  is one among two tangency points. The monodromy is a double fulltwist, see Figure 7. The resulting loops are denoted as  $\tilde{a}_1, \tilde{a}_2, \dots, \tilde{a}_n$ .

By the van Kampen Theorem [18],

$$\begin{aligned} \tilde{a}_1 &= a_n \cdots a_2 a_1 a_n \cdots a_2 a_1 a_2^{-1} \cdots a_n^{-1} a_1^{-1} a_2^{-1} \cdots a_n^{-1} \\ \tilde{a}_2 &= a_n \cdots a_2 a_1 a_n \cdots a_2 a_1 a_2 a_1^{-1} a_2^{-1} \cdots a_n^{-1} a_1^{-1} a_2^{-1} \cdots a_n^{-1} \\ &\dots\dots\dots \\ \tilde{a}_n &= a_n \cdots a_1 a_n \cdots a_1 a_n a_1^{-1} \cdots a_n^{-1} a_1^{-1} \cdots a_n^{-1}, \end{aligned}$$



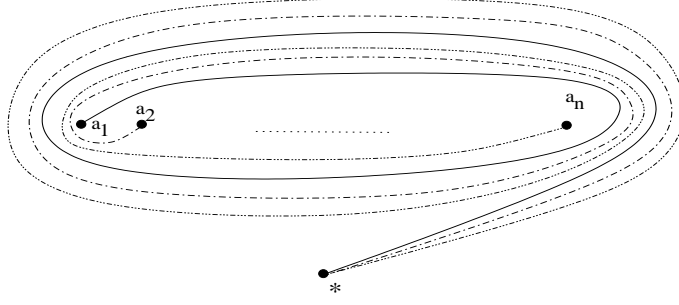


FIGURE 7. The resulting loops

which give us

$$\begin{aligned}
 (a_n \cdots a_1)^2 &= (a_1 a_n \cdots a_2)^2 \\
 (a_n \cdots a_1)^2 &= (a_2 a_1 a_n \cdots a_3)^2 \\
 &\dots\dots\dots \\
 (a_n \cdots a_1)^2 &= (a_{n-1} a_{n-2} \cdots a_1 a_n)^2.
 \end{aligned}$$

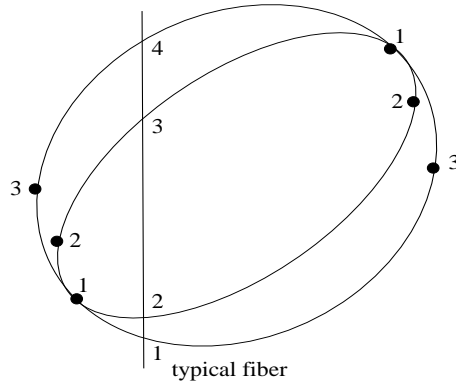
If  $O$  is a unique tangency point, it is clear that we get

$$(a_n \cdots a_1)^4 = (a_1 a_n \cdots a_2)^4 = \cdots = (a_{n-1} a_{n-2} \cdots a_1 a_n)^4.$$

□

Proof of Theorem 5:

We are interested in the group  $\pi_1(\mathbb{P}^2 \setminus \mathcal{A}_n)$ . We start with  $\mathcal{A}_1$  (a smooth quadric), and it is easy to see that the group  $\pi_1(\mathbb{P}^2 \setminus \mathcal{A}_1)$  is  $\mathbb{Z}_2$ . Let us consider the arrangement  $\mathcal{A}_2$ , see Figure 8. We want to compute the braid monodromy factorization

FIGURE 8. The arrangement  $\mathcal{A}_2$ 

of  $\mathcal{A}_2$ . Consider the above general setting (see Figure 5). Let  $K = \{1, 2, 3, 4\}$  and let  $\{j\}_{j=1}^3$  be singular points of  $\pi_1$  on the right side of the chosen typical fiber as follows: 1 is a tangency point, 2 and 3 are branch points of the quadrics.

We are looking for  $\varphi(\delta_j)$  for  $j = 1, 2, 3$ . So we choose a  $g$ -base  $\{\delta_j\}_{j=1}^3$  of  $\pi_1(E - N, u)$ , such that each  $\delta_j$  is constructed from a path  $\gamma_j$  below the real line and a counterclockwise small circle around the points in  $N$ .

The diffeomorphisms which are induced from passing through branch points were defined in [12] as  $\Delta_{I_2\mathbb{R}}^{\frac{1}{2}} < k >$  and  $\Delta_{I_4I_2}^{\frac{1}{2}} < k >$ . We recall the precise definition from [12]. Consider a typical fiber on the left side of a branch point (locally defined by  $y^2 - x = 0$ ). The typical fiber intersects the quadric in two complex points. Passing through this point, the two complex points move to the  $k$ 'th place and rotate in a counterclockwise  $90^\circ$  twist. They become real and numbered as  $k, k + 1$ .

Find first the skeleton  $\xi_{x'_j}$  related to each singular point. Then compute the local diffeomorphisms  $\delta_j$  induced from singular points  $j$ . The monodromy table is:

$j$	$\xi_{x'_j}$	$\epsilon_j$	$\delta_j$
1	$< 3, 4 >$	4	$\Delta^2 < 3, 4 >$
2	$< 2, 3 >$	1	$\Delta_{I_2\mathbb{R}}^{\frac{1}{2}} < 2 >$
3	$< 1, 2 >$	1	$\Delta_{I_4I_2}^{\frac{1}{2}} < 1 >$

Using [12], we compute the skeleton  $(\xi_{x'_j})\Psi_{\gamma'_j}$  to each  $j$  by applying to the skeleton

$\xi_{x'_j}$  the product  $\prod_{i=j-1}^1 \delta_i$ .

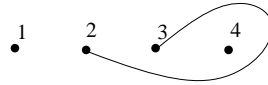
$$(\xi_{x'_1})\Psi_{\gamma'_1} = < 3, 4 > = z_{3 \ 4}$$

$$\varphi(\delta_1) = Z_{3 \ 4}^4$$




$$(\xi_{x'_2})\Psi_{\gamma'_2} = < 2, 3 > \Delta^2 < 3, 4 > = z_{2 \ 3}^{Z_{3 \ 4}^2}$$

$$\varphi(\delta_2) = Z_{2 \ 3}^{Z_{3 \ 4}^2}$$



$$(\xi_{x'_3})\Psi_{\gamma'_3} = < 1, 2 > \Delta_{I_2\mathbb{R}}^{\frac{1}{2}} < 2 > \Delta^2 < 3, 4 > = z_{1 \ 4}$$

$$\varphi(\delta_3) = Z_{1 \ 4}$$



On the left side of the typical fiber (Figure 8) we have three singularities and the related monodromy table is:

$j$	$\xi_{x'_j}$	$\epsilon_j$	$\delta_j$
1	$< 1, 2 >$	4	$\Delta^2 < 1, 2 >$
2	$< 2, 3 >$	1	$\Delta_{I_2\mathbb{R}}^{\frac{1}{2}} < 2 >$
3	$< 1, 2 >$	1	$\Delta_{I_4I_2}^{\frac{1}{2}} < 1 >$

And again by the Moishezon-Teicher algorithm [12] we have the following resulting braids:

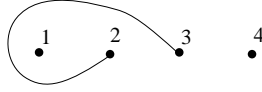
$$(\xi_{x'_1})\Psi_{\gamma'_1} = < 1, 2 > = z_{1 \ 2}$$

$$\varphi(\delta_1) = Z_{1 \ 2}^4$$



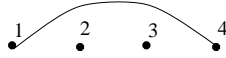
$$(\xi_{x'_2})\Psi_{\gamma'_2} = \langle 2, 3 \rangle \Delta^2 \langle 1, 2 \rangle = z_2^{Z_1^2} z_3^2$$

$$\varphi(\delta_2) = Z_2 z_3^{Z_1^2}$$



$$(\xi_{x'_3})\Psi_{\gamma'_3} = \langle 1, 2 \rangle \Delta_{I_2\mathbb{R}}^{\frac{1}{2}} \langle 2 \rangle \Delta^2 \langle 1, 2 \rangle = \bar{z}_1 z_4$$

$$\varphi(\delta_3) = \bar{Z}_1 z_4$$



According to the van Kampen Theorem [18], we get the following set of relations for  $\pi_1(\mathbb{P}^2 \setminus \mathcal{A}_2)$ :

$$\begin{aligned} (34)^2 &= (43)^2 \\ 2 &= 434^{-1} \\ 1 &= 4 \\ (12)^2 &= (21)^2 \\ 3 &= 2121^{-1}2^{-1} \\ 4 &= 3212^{-1}3^{-1} \\ 4321 &= e \text{ (the projective relation).} \end{aligned}$$

By an easy simplification, we get  $\pi_1(\mathbb{P}^2 \setminus \mathcal{A}_2) \simeq \langle a_1, a_2 \mid (a_1 a_2)^2 = e \rangle$ .

Now we consider the arrangement  $\mathcal{A}_3$ . In a similar way as done for  $\mathcal{A}_2$ , we compute the relevant monodromy and we are able to find out that  $\pi_1(\mathbb{P}^2 \setminus \mathcal{A}_3) \simeq \langle a_1, a_2, a_3 \mid (a_1 a_2 a_3)^2 = e \rangle$ .

In order to compute the group  $\pi_1(\mathbb{P}^2 \setminus \mathcal{A}_n)$ , we have to apply again the Moishezon-Teicher algorithm for the global monodromy. On each one of the sides of the typical fiber in Figure 2 we have one tangency point and  $n$  branch points. The relation related to a tangency point was proved in Proposition 12. Since we have two tangency points in the arrangement, we have relations (6) and (11). The relations relating to the right branch points are (7)-(10), and the relations relating to the

left branch points are (12)- (15):

$$(6) \quad (a_{n+1}a_{n+2} \cdots a_{2n})^2 = (a_{2n}a_{n+1} \cdots a_{2n-1})^2 = \cdots = (a_{n+2}a_{n+3} \cdots a_{2n}a_{n+1})^2$$

$$(7) \quad a_n = a_{2n}a_{2n-1} \cdots a_{n+2}a_{n+1}a_{n+2}^{-1} \cdots a_{2n-1}^{-1}a_{2n}^{-1}$$

$$(8) \quad a_{n-1} = a_{2n}a_{2n-1} \cdots a_{n+3}a_{n+2}a_{n+3}^{-1} \cdots a_{2n-1}^{-1}a_{2n}^{-1}$$

$$(9) \quad a_{n-2} = a_{2n}a_{2n-1} \cdots a_{n+4}a_{n+3}a_{n+4}^{-1} \cdots a_{2n-1}^{-1}a_{2n}^{-1}$$

.....

$$(10) \quad a_1 = a_{2n}$$

$$(11) \quad (a_1a_2 \cdots a_n)^2 = (a_na_1 \cdots a_{n-1})^2 = \cdots = (a_2a_3 \cdots a_na_1)^2$$

$$(12) \quad a_{n+1} = a_na_{n-1} \cdots a_1a_na_1^{-1} \cdots a_{n-1}^{-1}a_n^{-1}$$

$$(13) \quad a_{n+2} = a_{n+1}a_n \cdots a_1a_{n-1}a_1^{-1} \cdots a_n^{-1}a_{n+1}^{-1}$$

$$(14) \quad a_{n+3} = a_{n+2}a_{n+1} \cdots a_1a_{n-2}a_1^{-1} \cdots a_{n+1}^{-1}a_{n+2}^{-1}$$

.....

$$(15) \quad a_{2n} = a_{2n-1}a_{2n-2} \cdots a_2a_1a_2^{-1} \cdots a_{2n-2}^{-1}a_{2n-1}^{-1}$$

$$(16) \quad a_{2n}a_{2n-1}a_{2n-2} \cdots a_2a_1 = e \quad (\text{the projective relation}).$$

We substitute relations (7)- (10) in relations (12)- (15) and get for each one of them one of the following equations:

$$(a_{n+1}a_{n+2} \cdots a_{2n})^{-2} = (a_{2n}a_{n+1} \cdots a_{2n-1})^{-2} = \cdots = (a_{n+2}a_{n+3} \cdots a_{2n}a_{n+1})^{-2}.$$

These equations appear already in (6). Therefore relations (12)- (15) are redundant.

Also relation (11) gets the same form of (6), again by substituting relations (7)- (10), and therefore it is redundant too.

By the same substitution, relation (16) is rewritten as  $(a_{n+1}a_{n+2} \cdots a_{2n})^2 = e$ . Hence, we get the presentation (3), as needed.  $\square$

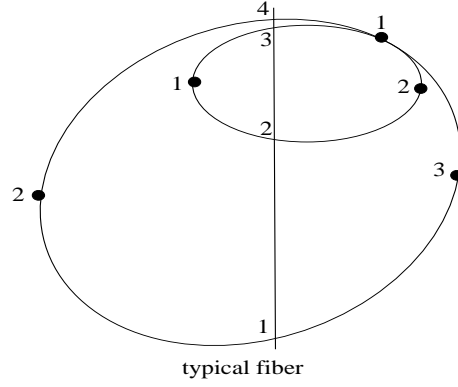
#### Proof of Corollary 6:

We computed above the group  $\pi_1(\mathbb{P}^2 \setminus \mathcal{A}_2)$ . This group is isomorphic to  $\mathbb{Z} * \mathbb{Z}_2$ , which is known to be big. Since the group  $\pi_1(\mathbb{P}^2 \setminus \mathcal{A}_2)$  is a quotient of  $\pi_1(\mathbb{P}^2 \setminus \mathcal{A}_n)$  for  $n \geq 2$ , the groups  $\pi_1(\mathbb{P}^2 \setminus \mathcal{A}_n)$  are big too.  $\square$

**Remark 13.** *There is another way to prove that the groups  $\pi_1(\mathbb{P}^2 \setminus \mathcal{A}_n)$  are big (for  $n \geq 2$ ). These groups are isomorphic to  $\mathbb{Z}^{n-1} * \mathbb{Z}_2$ , which contain a non-abelian free subgroup.*

## 5. PROOF OF THEOREM 7

The arrangement  $\mathcal{B}_n$  is depicted in Figure 3. We start with  $\mathcal{B}_1$  (a smooth quadric), and it is easy to see that the group  $\pi_1(\mathbb{P}^2 \setminus \mathcal{B}_1)$  is  $\mathbb{Z}_2$ . Now we compute the braid monodromy factorization of the curve  $\mathcal{B}_2$ . We follow Figure 9. Let  $\pi_1 : E \times D \rightarrow E$  be the projection to  $E$ . Take  $u \in \partial E$ , such that  $\mathbb{C}_u$  is a typical fiber and  $M \in \mathbb{C}_u$  is a real point. Let  $K = K(M) = \{1, 2, 3, 4\}$ . Let  $\{j\}_{j=1}^3$  be singular points of  $\pi_1$  on the right side of the chosen typical fiber as follows: 1 is a tangency

FIGURE 9. The arrangement  $B_2$ 

point, 2 and 3 are branch points of the quadrics. Let  $N = \{x(j) = x_j \mid 1 \leq j \leq 3\}$ , such that  $N \subset E - \partial E, N \subset E$ . We start with the monodromy table:

$j$	$\xi_{x'_j}$	$\epsilon_j$	$\delta_j$
1	$\langle 3, 4 \rangle$	8	$\Delta^4 \langle 3, 4 \rangle$
2	$\langle 2, 3 \rangle$	1	$\Delta^{\frac{1}{2}}_{I_2\mathbb{R}} \langle 2 \rangle$
3	$\langle 1, 2 \rangle$	1	$\Delta^{\frac{1}{2}}_{I_4I_2} \langle 1 \rangle$

By the algorithm from [12], we compute the monodromies:

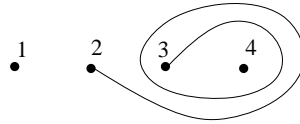
$$(\xi_{x'_1})\Psi_{\gamma'_1} = \langle 3, 4 \rangle = z_{3 \ 4}$$

$$\varphi(\delta_1) = Z_{3 \ 4}^8$$



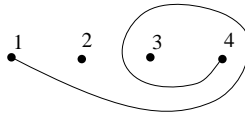
$$(\xi_{x'_2})\Psi_{\gamma'_2} = \langle 2, 3 \rangle \Delta^4 \langle 3, 4 \rangle = z_{2 \ 3}^{Z_{3 \ 4}^4}$$

$$\varphi(\delta_2) = Z_{2 \ 3}^{Z_{3 \ 4}^4}$$



$$(\xi_{x'_3})\Psi_{\gamma'_3} = \langle 1, 2 \rangle \Delta^{\frac{1}{2}}_{I_2\mathbb{R}} \langle 2 \rangle \Delta^4 \langle 3, 4 \rangle = z_{1 \ 4}^{Z_{3 \ 4}^2}$$

$$\varphi(\delta_3) = Z_{1 \ 4}^{Z_{3 \ 4}^2}$$



On the left side of the typical fiber in Figure 9 we have two branch points and the related monodromy table is:

$j$	$\xi_{x'_j}$	$\epsilon_j$	$\delta_j$
1	$\langle 2, 3 \rangle$	1	$\Delta^{\frac{1}{2}}_{I_2\mathbb{R}} \langle 2 \rangle$
2	$\langle 1, 2 \rangle$	1	$\Delta^{\frac{1}{2}}_{I_4I_2} \langle 1 \rangle$

And we have the following resulting braids:

$$\begin{aligned}
 (\xi_{x'_1})\Psi_{\gamma'_1} &= \langle 2, 3 \rangle = z_{2 \ 3} \\
 \varphi(\delta_1) &= Z_{2 \ 3} \\
 &\quad \begin{array}{cccc} \bullet & & \bullet & \xrightarrow{\quad} \bullet & & \bullet \end{array} \\
 (\xi_{x'_2})\Psi_{\gamma'_2} &= \langle 1, 2 \rangle \Delta_{I_2\mathbb{R}}^{\frac{1}{2}} \langle 2 \rangle = z_{1 \ 4}^{Z_1^2 \ 3} \\
 \varphi(\delta_2) &= Z_{1 \ 4}^{Z_1^2 \ 3} \\
 &\quad \begin{array}{cccc} \bullet & & \bullet & & \bullet & & \bullet \end{array}
 \end{aligned}$$

The relations which are related to these braids are as follows:

$$\begin{aligned}
 (34)^4 &= (43)^4 \\
 2 &= 43434^{-1}3^{-1}4^{-1} \\
 1 &= 4343^{-1}4^{-1} \\
 2 &= 3 \\
 1 &= 3^{-1}43 \\
 4321 &= e \quad (\text{the projective relation}).
 \end{aligned}$$

By an easy simplification, we get  $\pi_1(\mathbb{P}^2 \setminus \mathcal{B}_2) \simeq \langle a_1, a_2 \mid (a_1 a_2)^2 = e \rangle$ .

In a similar way, we obtain the group  $\pi_1(\mathbb{P}^2 \setminus \mathcal{B}_3) \simeq \langle a_1, a_2, a_3 \mid (a_1 a_2 a_3)^2 = e \rangle$ .

In order to compute the group  $\pi_1(\mathbb{P}^2 \setminus \mathcal{B}_n)$ , we have to apply again the Moishezon-Teicher algorithm for the global monodromy. On the right side of the typical fiber in Figure 3 we have one tangency point and  $n$  branch points. On the left side we have  $n$  branch points. The relations related to the right points are:

$$\begin{aligned}
 (17) \quad & (a_{n+1}a_{n+2} \cdots a_{2n})^4 = (a_{2n}a_{n+1} \cdots a_{2n-1})^4 = \cdots = (a_{n+2}a_{n+3} \cdots a_{2n}a_{n+1})^4 \\
 (18) \quad & a_n = a_{2n}a_{2n-1} \cdots a_{n+2}a_{n+1}a_{2n}a_{2n-1} \cdots a_{n+2}a_{n+1}a_{n+2}^{-1} \cdots a_{2n-1}a_{2n}^{-1} \cdot \\
 & \quad \cdot a_{n+1}^{-1}a_{n+2}^{-1} \cdots a_{2n-1}^{-1}a_{2n}^{-1} \\
 (19) \quad & a_{n-1} = a_{2n}a_{2n-1} \cdots a_{n+2}a_{n+1}a_{2n}a_{2n-1} \cdots a_{n+3}a_{n+2}a_{n+3}^{-1} \cdots a_{2n-1}a_{2n}^{-1} \cdot \\
 & \quad \cdot a_{n+1}^{-1}a_{n+2}^{-1} \cdots a_{2n-1}^{-1}a_{2n}^{-1} \\
 & \quad \dots \dots \dots \\
 (20) \quad & a_1 = a_{2n}a_{2n-1} \cdots a_{n+2}a_{n+1}a_{2n}a_{n+1}^{-1}a_{n+2}^{-1} \cdots a_{2n-1}^{-1}a_{2n}^{-1},
 \end{aligned}$$

and the relations related to the left points are:

$$\begin{aligned}
 (21) \quad & a_n = a_{n+1} \\
 (22) \quad & a_{n-1} = a_{n+1}^{-1}a_{n+2}a_{n+1} \\
 & \quad \dots \dots \dots \\
 (23) \quad & a_1 = a_{n+1}^{-1}a_{n+2}^{-1} \cdots a_{2n-1}^{-1}a_{2n}a_{2n-1} \cdots a_{n+2}a_{n+1}.
 \end{aligned}$$

The projective relation is:

$$(24) \quad a_{2n}a_{2n-1}a_{2n-2} \cdots a_2a_1 = e.$$

We substitute relation (21) in relation (18) and get

$$(a_{n+1}a_{2n}a_{2n-1} \cdots a_{n+2})^2 = (a_{2n}a_{2n-1} \cdots a_{n+1})^2.$$

Substituting relation (22) in relation (19), we get

$$(a_{n+1}a_{2n}a_{2n-1} \cdots a_{n+2})^2 = (a_{n+2}a_{n+1}a_{2n} \cdots a_{n+3})^2.$$

Repeating this procedure, we get for each one of the substitutions (the last step is the substitution of (23) in (20)) one of the following equations:

$$(a_{2n}a_{2n-1} \cdots a_{n+1})^2 = (a_{n+1}a_{2n} \cdots a_{n+2})^2 = \cdots = (a_{2n-1} \cdots a_{n+1}a_{2n})^2.$$

Therefore relation (17) is redundant.

The projective relation is rewritten as  $(a_{n+1}a_{n+2} \cdots a_{2n})^2 = e$  (by the same substitutions). Hence we get the presentation (4).  $\square$

Proof of Corollary 8:

The proof is the same one as in Corollary 6.  $\square$

## 6. PROOF OF THEOREM 9

Let  $\mathcal{C}_n$  be a quadric arrangement, composed of  $n$  quadrics as shown in Figure 4. Each one of the quadrics  $Q_2, \dots, Q_n$  is tangent to the quadric  $Q_1$  at one tangency point and intersects each one of the other quadrics at four points.

We start with the arrangement  $\mathcal{C}_1$ . The group  $\pi_1(\mathbb{P}^2 \setminus \mathcal{C}_1)$  is again  $\mathbb{Z}_2$ .

Let us consider now the arrangement  $\mathcal{C}_2$  from Figure 10. We want to compute

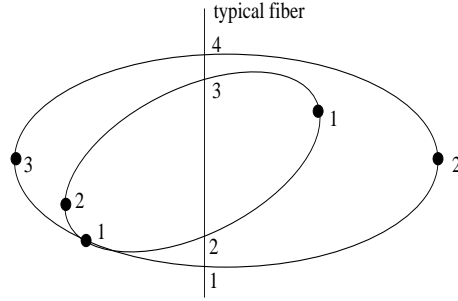


FIGURE 10. The arrangement  $\mathcal{C}_2$

the braid monodromy factorization of  $\mathcal{C}_2$ . Let  $\pi_1 : E \times D \rightarrow E$  be the projection to  $E$ . Take  $u \in \partial E$ , such that  $\mathbb{C}_u$  is a typical fiber and  $M \in \mathbb{C}_u$  is a real point. Let  $K = K(M) = \{1, 2, 3, 4\}$ . Let  $\{j\}_{j=1}^2$  be two branch points of  $\pi_1$  on the right side of the chosen typical fiber. Their monodromy table and braids are:

$j$	$\xi_{x'_j}$	$\epsilon_j$	$\delta_j$
1	$\langle 2, 3 \rangle$	1	$\Delta_{I_2 \mathbb{R}}^{\frac{1}{2}} \langle 2 \rangle$
2	$\langle 1, 2 \rangle$	1	$\Delta_{I_4 I_2}^{\frac{1}{2}} \langle 1 \rangle$

$$\begin{aligned}
(\xi_{x'_1})\Psi_{\gamma'_1} &= \langle 2, 3 \rangle = z_{2 \ 3} \\
\varphi(\delta_1) &= Z_{2 \ 3} \\
&\quad \begin{array}{cccc} 1 & 2 & 3 & 4 \\ \bullet & \bullet & \bullet & \bullet \end{array} \\
&\quad \begin{array}{c} \text{---} \end{array} \\
(\xi_{x'_2})\Psi_{\gamma'_2} &= \langle 1, 2 \rangle \Delta_{I_2\mathbb{R}}^{\frac{1}{2}} \langle 2 \rangle = z_{1 \ 4}^{Z_1^2 \ 3} \\
\varphi(\delta_2) &= Z_{1 \ 4}^{Z_1^2 \ 3} \\
&\quad \begin{array}{cccc} 1 & 2 & 3 & 4 \\ \bullet & \bullet & \bullet & \bullet \end{array} \\
&\quad \begin{array}{c} \text{---} \end{array}
\end{aligned}$$

On the left side of the typical fiber we have 1 which is a tangency point, and 2, 3 which are branch points. According to Proposition 12, since 1 is the unique tangency point, the monodromy related to it is a quadruple fulltwist. The monodromy table and resulting braids are:

$j$	$\xi_{x'_j}$	$\epsilon_j$	$\delta_j$
1	$\langle 1, 2 \rangle$	8	$\Delta^4 \langle 1, 2 \rangle$
2	$\langle 2, 3 \rangle$	1	$\Delta_{I_2\mathbb{R}}^{\frac{1}{2}} \langle 2 \rangle$
3	$\langle 1, 2 \rangle$	1	$\Delta_{I_4 I_2}^{\frac{1}{2}} \langle 1 \rangle$

$$\begin{aligned}
(\xi_{x'_1})\Psi_{\gamma'_1} &= \langle 1, 2 \rangle = z_{1 \ 2} \\
\varphi(\delta_1) &= Z_{1 \ 2}^8 \\
&\quad \begin{array}{cccc} 1 & 2 & 3 & 4 \\ \bullet & \bullet & \bullet & \bullet \end{array} \\
&\quad \begin{array}{c} \text{---} \end{array} \\
(\xi_{x'_2})\Psi_{\gamma'_2} &= \langle 2, 3 \rangle \Delta^4 \langle 1, 2 \rangle = z_{2 \ 3}^{Z_1^4 \ 2} \\
\varphi(\delta_2) &= Z_{2 \ 3}^{Z_1^4 \ 2} \\
&\quad \begin{array}{cccc} 1 & 2 & 3 & 4 \\ \bullet & \bullet & \bullet & \bullet \end{array} \\
&\quad \begin{array}{c} \text{---} \end{array} \\
(\xi_{x'_3})\Psi_{\gamma'_3} &= \langle 1, 2 \rangle \Delta_{I_2\mathbb{R}}^{\frac{1}{2}} \langle 2 \rangle \Delta^4 \langle 1, 2 \rangle = \bar{z}_{1 \ 4}^{Z_1^2 \ 2} \\
\varphi(\delta_3) &= \bar{Z}_{1 \ 4}^{Z_1^2 \ 2} \\
&\quad \begin{array}{cccc} 1 & 2 & 3 & 4 \\ \bullet & \bullet & \bullet & \bullet \end{array} \\
&\quad \begin{array}{c} \text{---} \end{array}
\end{aligned}$$

The list of relations for the group  $\pi_1(\mathbb{P}^2 \setminus \mathcal{C}_2)$  is

$$\begin{aligned}
2 &= 3 \\
1 &= 3^{-1}43 \\
(12)^4 &= (21)^4 \\
3 &= 212121^{-1}2^{-1}1^{-1}2^{-1} \\
3^{-1}43 &= 21212^{-1}1^{-1}2^{-1} \\
4321 &= e \quad (\text{the projective relation}).
\end{aligned}$$



By simplification, we get  $\pi_1(\mathbb{P}^2 \setminus \mathcal{C}_2) \simeq \langle a_1, a_2 \mid (a_1 a_2)^2 = e \rangle$ .

The arrangement  $\mathcal{C}_3$  is depicted in Figure 11. Here  $K = K(M) = \{1, 2, 3, 4, 5, 6\}$ .

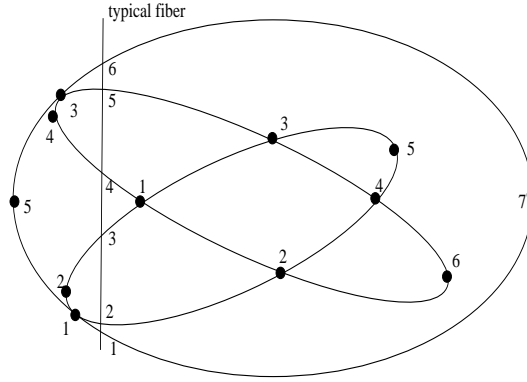
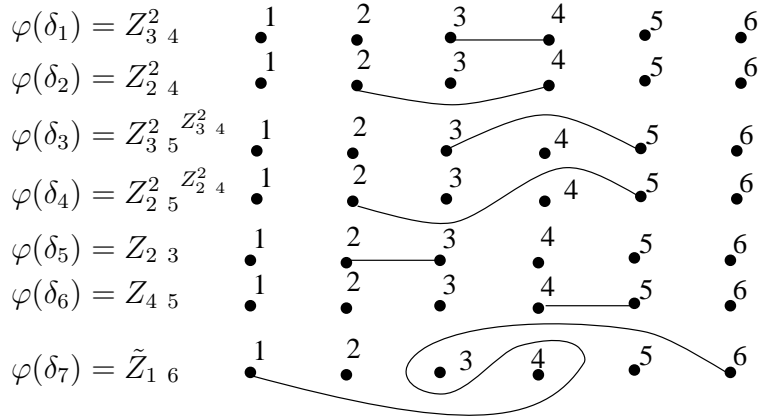


FIGURE 11. The arrangement  $\mathcal{C}_3$

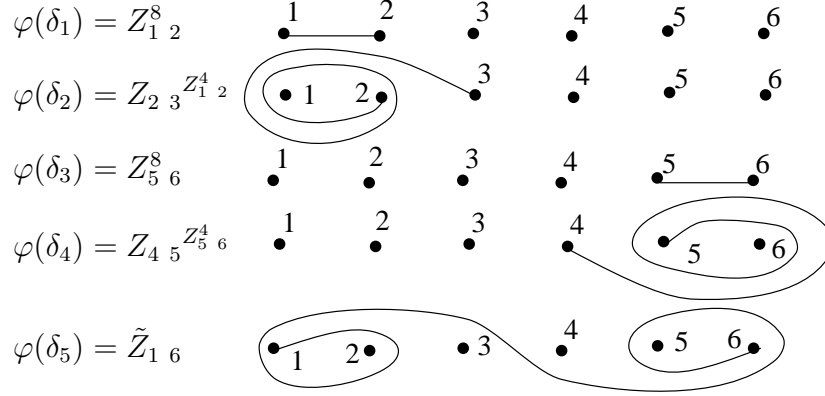
On the right side of the chosen typical fiber there are four nodes and three branch points. The monodromy table and braids are:

$j$	$\xi_{x'_j}$	$\epsilon_j$	$\delta_j$
1	$\langle 3, 4 \rangle$	2	$\Delta \langle 3, 4 \rangle$
2	$\langle 2, 3 \rangle$	2	$\Delta \langle 2, 3 \rangle$
3	$\langle 4, 5 \rangle$	2	$\Delta \langle 4, 5 \rangle$
4	$\langle 3, 4 \rangle$	2	$\Delta \langle 3, 4 \rangle$
5	$\langle 4, 5 \rangle$	1	$\Delta_{I_2 \mathbb{R}}^{\frac{1}{2}} \langle 4 \rangle$
6	$\langle 2, 3 \rangle$	1	$\Delta_{I_4 I_2}^{\frac{1}{2}} \langle 2 \rangle$
7	$\langle 1, 2 \rangle$	1	$\Delta_{I_6 I_4}^{\frac{1}{2}} \langle 1 \rangle$



On the left side of the typical fiber we have five more singularities: two of them are tangency points and the rest are branch points.

$j$	$\xi_{x'_j}$	$\epsilon_j$	$\delta_j$
1	$\langle 1, 2 \rangle$	8	$\Delta^4 \langle 1, 2 \rangle$
2	$\langle 2, 3 \rangle$	1	$\Delta^{\frac{1}{2}}_{I_2 \mathbb{R}} \langle 2 \rangle$
3	$\langle 3, 4 \rangle$	8	$\Delta^4 \langle 3, 4 \rangle$
4	$\langle 2, 3 \rangle$	1	$\Delta^{\frac{1}{2}}_{I_4 I_2} \langle 2 \rangle$
5	$\langle 1, 2 \rangle$	1	$\Delta^{\frac{1}{2}}_{I_6 I_4} \langle 1 \rangle$



The group  $\pi_1(\mathbb{P}^2 \setminus \mathcal{C}_3)$  is then generated by  $1, \dots, 6$  and admits the following presentation:

$$\begin{aligned}
[3, 4] &= e \\
[2, 4] &= e \\
[4^{-1}34, 5] &= e \\
[2, 4^{-1}54] &= e \\
2 &= 3 \\
4 &= 5 \\
6 &= 5434^{-1}143^{-1}4^{-1}5^{-1} \\
(12)^4 &= (21)^4 \\
3 &= 212121^{-1}2^{-1}1^{-1}2^{-1} \\
(56)^4 &= (65)^4 \\
4 &= 65656^{-1}5^{-1}6^{-1} \\
321212^{-1}1^{-1}2^{-1}3^{-1} &= 6565^{-1}6^{-1} \\
654321 &= e \quad (\text{the projective relation}).
\end{aligned}$$

We simplify the presentation by substituting everywhere  $2 = 3$  and  $4 = 5$ :

$$\begin{aligned}
[2, 4] &= e \\
6 &= 4212^{-1}4^{-1} \\
(12)^4 &= (21)^4 \\
2 &= 12121^{-1}2^{-1}1^{-1} \\
(46)^4 &= (64)^4 \\
4 &= 64646^{-1}4^{-1}6^{-1} \\
2^21212^{-1}1^{-1}2^{-2} &= 6464^{-1}6^{-1} \\
64^22^21 &= e \quad (\text{the projective relation}),
\end{aligned}$$

and we are left with

$$\begin{aligned}
(25) \quad & [2, 4] = e \\
(26) \quad & 6 = 4212^{-1}4^{-1} \\
(27) \quad & (12)^2 = (21)^2 \\
(28) \quad & (46)^2 = (64)^2 \\
(29) \quad & 64^22^21 = e.
\end{aligned}$$

We substitute relation (26) in relations (28) and (29) and get  $(14)^2 = (41)^2$  and  $(421)^2 = e$  respectively. Hence, the group  $\pi_1(\mathbb{P}^2 \setminus \mathcal{C}_3)$  is

$$(30) \quad \left\langle a_1, a_2, a_3 \left| \begin{array}{l} [a_2, a_3] = e \\ (a_1 a_i)^2 = (a_i a_1)^2, \quad i = 1, 2 \\ (a_1 a_2 a_3)^2 = e \end{array} \right. \right\rangle,$$

where  $a_1, a_2, a_3$  are meridians of the three quadrics in Figure 11.

Let us consider now the arrangement  $\mathcal{C}_4$  (Figure 12). Following the figure, and

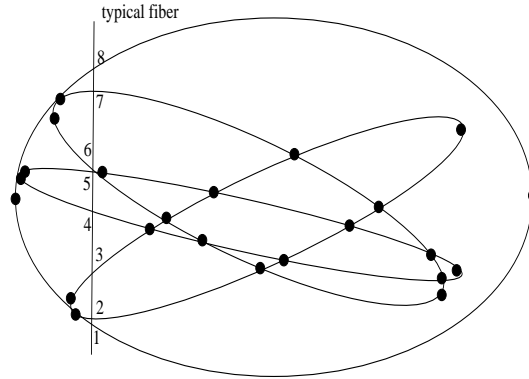


FIGURE 12. The arrangement  $\mathcal{C}_4$

applying the braid monodromy algorithm and the van Kampen Theorem, we get a presentation for  $\pi_1(\mathbb{P}^2 \setminus \mathcal{C}_4)$ . The initial set of generators is  $1, \dots, 8$ . The four branch points on the right side of the typical fiber contribute the relations

$$2 = 3, \quad 4 = 5, \quad 6 = 7 \quad \text{and} \quad 8 = 765434^{-1}6^{-1}1643^{-1}4^{-1}5^{-1}6^{-1}7^{-1}.$$

The twelve intersections on the right side of the typical fiber contribute commutations which can be easily simplified to

$$\begin{aligned} [2, 4] = [2, 5] = [2, 6] = [2, 7] = e, \quad [3, 4] = [3, 5] = [3, 6] = [3, 7] = e, \\ [4, 6] = [4, 7] = e, \quad [5, 6] = [5, 7] = e. \end{aligned}$$

These relations enable us to simplify the relations, which we derive from the singularities on the left side of the typical fiber. The relations which relate to the three tangency points are:

$$(12)^4 = (21)^4, \quad (78)^4 = (87)^4, \quad (48)^4 = (84)^4,$$

since each tangency point is a unique common tangency between two quadrics. The four branch points contribute four relations, which can be simplified to the following forms:

$$(12)^2 = (21)^2, \quad (78)^2 = (87)^2, \quad (48)^2 = (84)^2, \quad 212^{-1} = 6^{-1}4^{-1}846.$$

The projective relation  $87654321 = e$  is translated to  $86^24^22^21 = e$ .

We collect all the resulting relations, including the projective relation:

$$\begin{aligned} (31) \quad & 8 = 64212^{-1}4^{-1}6^{-1} \\ (32) \quad & [2, 4] = [2, 6] = [4, 6] = e \\ (33) \quad & (12)^2 = (21)^2 \\ (34) \quad & (68)^2 = (86)^2 \\ (35) \quad & (48)^2 = (84)^2 \\ (36) \quad & 86^24^22^21 = e. \end{aligned}$$

Now we substitute relation (31) in relations (34), (35) and (36), and get  $(16)^2 = (61)^2$ ,  $(14)^2 = (41)^2$  and  $(6421)^2 = e$ , respectively. Finally we are able to present the group  $\pi_1(\mathbb{P}^2 \setminus \mathcal{C}_4)$  as follows:

$$(37) \quad \left\langle a_1, a_2, a_3, a_4 \left| \begin{array}{l} [a_2, a_3] = [a_2, a_4] = [a_3, a_4] = e \\ (a_1a_i)^2 = (a_ia_1)^2, \quad i = 2, 3, 4 \\ (a_1a_2a_3a_4)^2 = e \end{array} \right. \right\rangle.$$

In order to get the group  $\pi_1(\mathbb{P}^2 \setminus \mathcal{C}_n)$ , we repeat the same procedure (using the Moishezon-Teicher algorithm, the van Kampen Theorem, and simple group simplification). We omit the lengthy computations and state the final result, that  $\pi_1(\mathbb{P}^2 \setminus \mathcal{C}_n)$  admits the presentation (5).  $\square$

#### Proof of Corollary 10:

The same proof as in Corollaries 6 and 8.  $\square$

## 7. ACKNOWLEDGEMENTS

The first author thanks the Einstein Institute, Jerusalem, and especially Professor Ruth Lawrence-Neumark for her hospitality. This work began while the first author was at the Mathematics Institute, Erlangen-Nürnberg University, Germany, and the assistance of Professor Wolf Barth is gratefully acknowledged.

The authors are grateful to Muhammed Uludağ for his ideas and suggestions concerning the types of the arrangements studied in this paper.

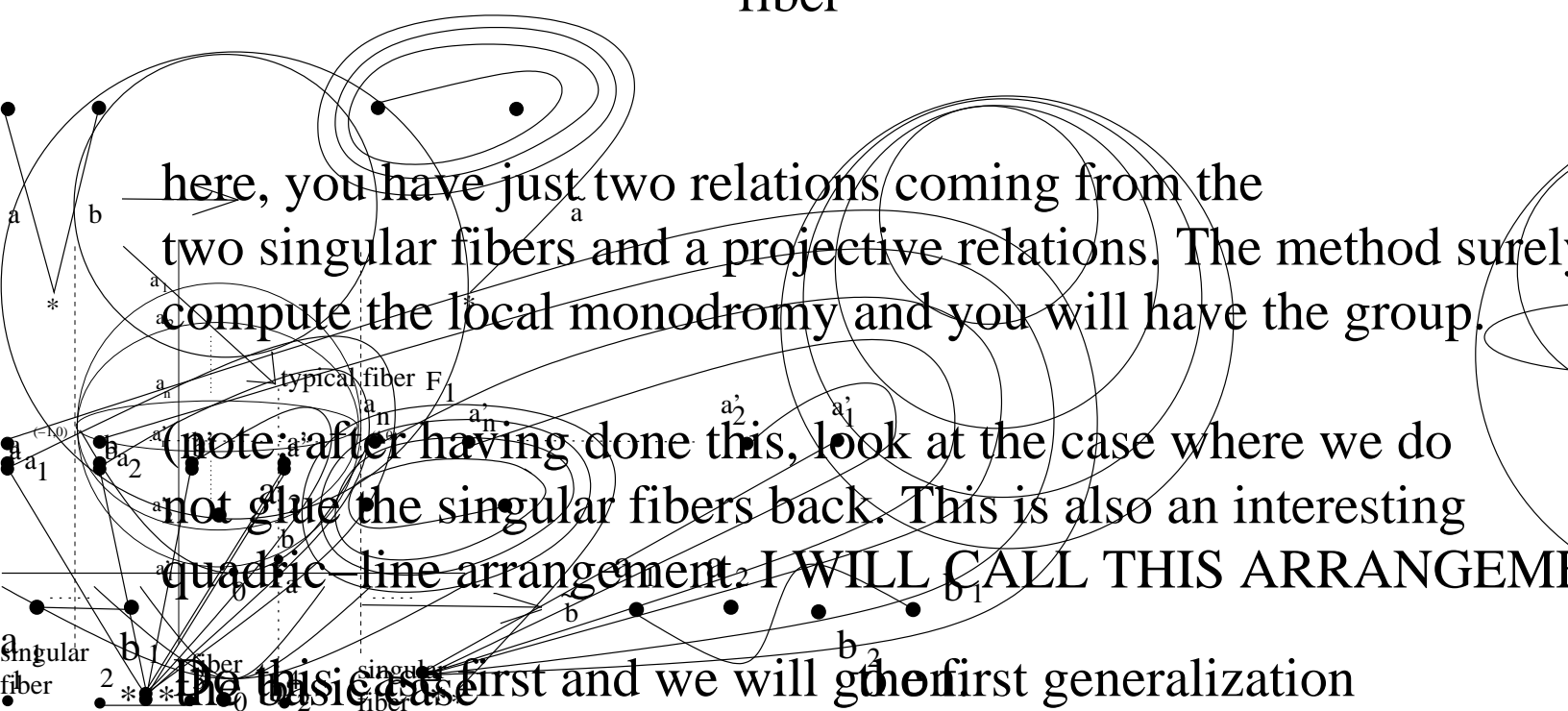
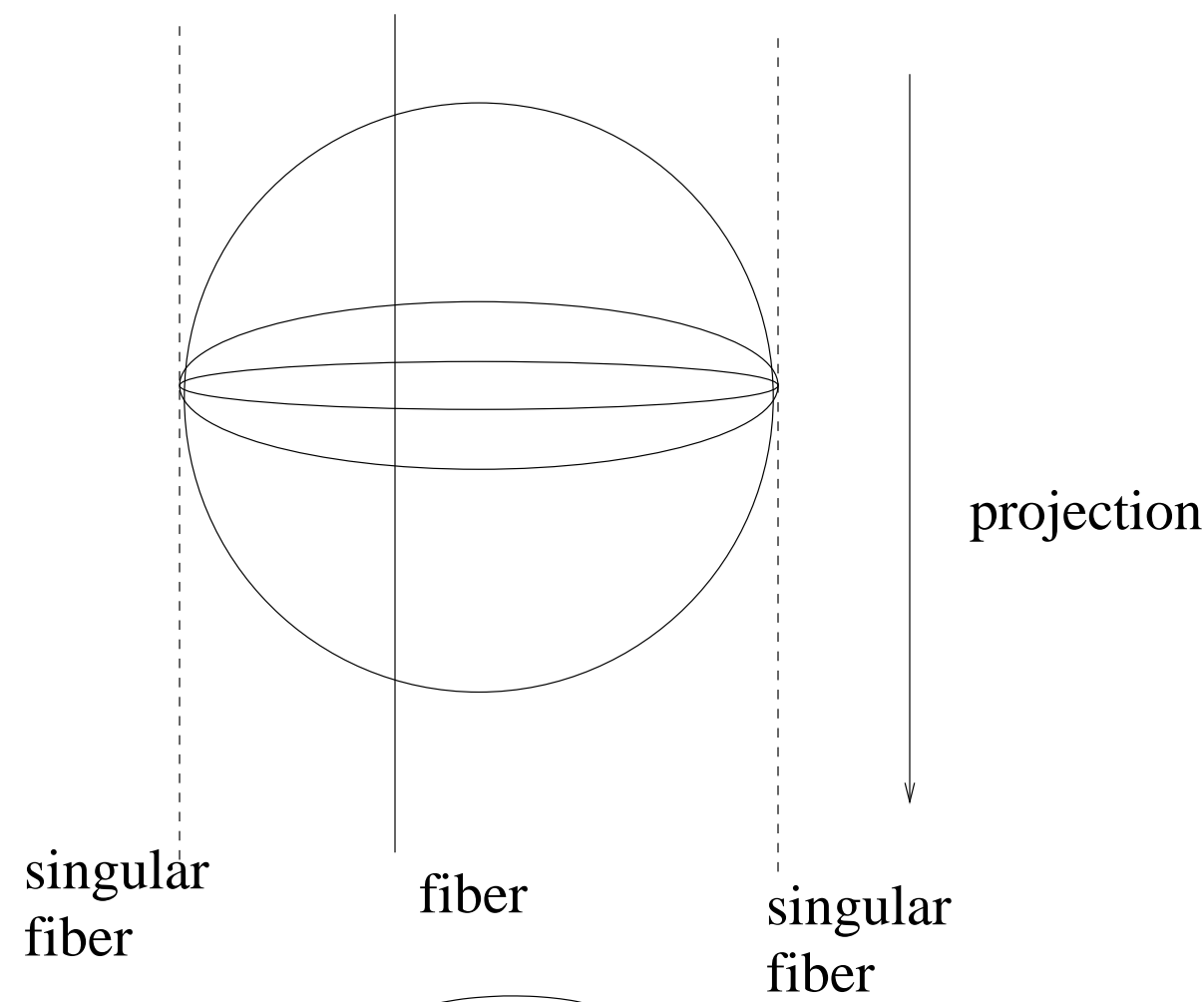
## REFERENCES

- [1] Amram, M.: *Braid group and braid monodromy*, M.Sc. Thesis, Bar-Ilan University, (1995).
- [2] Amram, M., Teicher, M.: *Braid monodromy of special curves*, Journal of Knot Theory and its Ramifications **10** (2001), no. 2, 171-212.
- [3] Amram, M., Garber, D., Teicher, M.: *Fundamental groups of tangented conic-line arrangements with singularities up to order 6*, Mathematische Zeitschrift, <http://dx.doi.org/10.1007/s00209-007-0109-4>.
- [4] Artin, E., *Theory of braids*, The Annals of Mathematics **48** (1947), 101-126.
- [5] Cheniot, D.: *Topologie du complémentaire d'un ensemble algébrique projectif*, Enseign. Math., II. Sér. **37** (1991), no.3/4, 293-402.
- [6] Dimca, A.: *Singularities and the topology of hypersurface complements*, Universitext. New York etc.: Springer-Verlag (1992).
- [7] Garber, D., Teicher, M.: *The fundamental group's structure of the complement of some configurations of real line arrangements*, Complex Analysis and Algebraic Geometry. A volume in memory of Michael Schneider, Berlin: Walter de Gruyter (2000), 173-223.
- [8] Hartshorne, R.: *Algebraic Geometry*, Graduate Texts for Mathematics, Springer (1977).
- [9] Holzapfel, R.P., Vladov, N.: *Quadric-line configurations degenerating plane Picard-Einstein metrics I-II*, Sitzungsberichte der Berliner Mathematischen Gesellschaft, Berliner Math. Gesellschaft, Berlin (2001), 79-141.
- [10] Lamotke, K.: *The topology of complex projective varieties after S. Lefschetz*, Topology **20** (1979), 15-51.
- [11] Moishezon, B., Teicher, M., *Braid group technique in complex geometry I, Line arrangements in  $\mathbb{CP}^2$* , Contemporary Math. **78** (1988), 425-555.
- [12] Moishezon, B., Teicher, M.: *Braid group techniques in complex geometry II, From arrangements of lines and conics to cuspidal curves*, Algebraic Geometry, Lect. Notes in Math. **1479** (1990), 131-180.
- [13] Orlik, P., Salomon, L.: *Arrangements defined by unitary reflection groups*, Math. Ann. **261** (1982), 339-357.
- [14] Orlik, P., Terao, H.: *Arrangements of Hyperplanes*, Grundlagen der mathematischen Wissenschaften 300, Berlin, Springer-Verlag (1992).
- [15] Suciu, A.: *Fundamental groups of line arrangements: Enumerative aspects*, Contemp. Math. **276** (2001), 43-79.
- [16] Uludağ, A.M.: *On finite smooth uniformizations of the plane along line arrangements*, in preparation.
- [17] Uludağ, A.M.: *Covering relations between ball quotient orbifolds*, Math. Ann. **328** (2004), no.3, 503-523.
- [18] van Kampen, E.R.: *On the fundamental group of an algebraic curve*, Amer. J. Math. **55** (1933), 255-260.
- [19] Kaneko, J., Tokunaga, S., Yoshida, M.: *Complex crystallographic groups II*, J. Math. Soc. Japan **34** (1982), no. 4.

MEIRAV AMRAM, EINSTEIN MATHEMATICS INSTITUTE, THE HEBREW UNIVERSITY, JERUSALEM, ISRAEL/  
DEPARTMENT OF SCIENCES, HOLON ACADEMIC INSTITUTE OF TECHNOLOGY, ISRAEL  
E-mail address: ameirav@math.huji.ac.il

MINA TEICHER, DEPARTMENT OF MATHEMATICS, BAR-ILAN UNIVERSITY, RAMAT-GAN, ISRAEL  
E-mail address: teicher@macs.biu.ac.il

FROM NOW ON I WILL CALL THE ARRANGEMENT BELOW THE



here, you have just two relations coming from the two singular fibers and a projective relations. The method surely compute the local monodromy and you will have the group.

(note: after having done this, look at the case where we do not glue the singular fibers back. This is also an interesting quadric-line arrangement. I WILL CALL THIS ARRANGEMENT

Do this case first and we will then first generalization