

# On cobweb posets and their combinatorially admissible sequences

A. Krzysztof Kwaśniewski

Mathematics and Physics Department Białystok University (\*)  
ul. Lipowa 41, 15 424 Białystok, Poland  
e-mail: kwandr@gmail.com  
(\*) former Warsaw University Division

## SUMMARY

The purpose of this article is to pose three computational problems which are quite easily formulated for the new class of directed acyclic graphs interpreted as Hasse diagrams. The problems posed are not yet solved though are of crucial importance for the vast class of new partially ordered sets with joint combinatorial interpretation. These so called cobweb posets - are relatives of Fibonacci tree and are labeled by specific number sequences - natural numbers sequence and Fibonacci sequence included. One presents here also a joint combinatorial interpretation of those posets'  $F$ -nomial coefficients which are computed with the so called cobweb admissible sequences.

Key Words: acyclic digraphs, tilings, special number sequences, binomial-like coefficients.

AMS Classification Numbers: 06A07 ,05C70,05C75, 11B39.

## 1 Introduction

In computer science a directed acyclic graph, also called DAG, is a directed graph with no directed cycles. Utility of DAG's is widely known and appreciated. Some algorithms - for example, search algorithms - become simpler when applied to DAGs. DAGs considered as a generalization of trees have a lot of applications in computer science, bioinformatics, physics and many natural activities of humanity and nature. For example in information categorization systems, such as folders in a computer or in Serializability Theory of Transaction Processing Systems and many others. Here we introduce specific DAGs as generalization of trees being inspired by algorithm of the Fibonacci tree growth.

The purpose of this note is to put several questions intriguing on their own apart from being fundamental for a new class of DAGs introduced below. Specifically this concerns problems which arise naturally in connection with a new joint combinatorial interpretation of all classical  $F$  - *nomial* coefficients - Newton binomial, Gaussian  $q$ -binomial and Fibonomial coefficients included. This note is based on [8,9] from which definitions and description of these new DAG's are quoted for the sake of self consistency. Applications of new cobweb posets' originated Whitney numbers from [9] such as extended Stirling or Bell numbers are expected to be of at least such a significance in applications to linear algebra of formal series as Stirling numbers, Bell numbers or their  $q$ -extended correspondent already are in the so called coherent states physics (see [13] for abundant references on the subject). Quantum coherent states physics is of course a linear theory with its principle of states' superposition.

### 1.1. Partially Ordered Sets - Elementary Information.

Let us recall indispensable notions thus establishing notation and terminology.

**Definition 1** . A partially ordered set (poset) is an ordered pair  $\langle P, \leq \rangle$ , where  $P$  is a set and  $\leq$  is a partial order on  $P$ . Naturally  $x < y \Leftrightarrow x \leq y \wedge x \neq y$ .

**Definition 2** . An element  $z$  covers an element  $x$  provided that there exists no third element  $y$  in between i.e. such  $y$  that  $x < y < z$ . In this case  $z$  is called an upper cover of  $x$ .

A graphical rendering of a partially ordered set (poset) is being displayed via the cover relation of the partially ordered set (poset) with an implied downward orientation. It is called the Hasse Diagram of the poset [3].

**Definition 3** . Hasse diagram is a graph constructed as follows. A point is drawn for each element of the set  $P$  and line segments are drawn between these points according to the two rules: **1.** If  $x \leq y$  then the point corresponding to  $x$  appears lower in the drawing than the point corresponding to  $y$ . **2.** The edge between the points corresponding to elements  $x$  and  $y$  is included in the graph if and only if  $x$  covers  $y$  or  $y$  covers  $x$ .

In order to make the reading interactive one recommends to go through preliminary guiding exercises (cf. [3,2]).

**Exercise 1.** Draw the Hasse diagrams for Boolean algebras of orders  $n = 2, 3, 4$ , and  $5$ .

**Exercise 2.** Invent Hasse diagram for Fibonacci poset  $\langle P, \leq \rangle$ . Its subsequent generations  $\Phi_s$  of elements  $x, y \in P$  are designated by Fibonacci sequence as  $x < y$  iff if  $x$  is an ancestor of  $y$ .  $F_0 = 0$  corresponds to the empty root  $\{\emptyset\}$ .

**Example.** Gallery of Posets by Curtis Greene may be found in [2]. Compare therein the bottom levels of a Young-Fibonacci lattice, introduced by Richard Stanley with cobweb posets defined here below.

### 1.2. Computation and Characterizing Problems.

In the next section we define cobweb posets and their examples are given [8,9]. A join combinatorial interpretation of cobweb posets' characteristic binomial-like coefficients is provided too. This simultaneously means join combinatorial interpretation of fibonomial coefficients and all incidence coefficients of reduced incidence algebras of full binomial type [15].

Finally we formulate three problems (to be explained on the way): characterization and/or computation of cobweb admissible sequences **Problem 1**, cobweb layers partition characterization and/or computation **Problem 2** and the GCD-morphic sequences characterizations and/or computation **Problem 3** - all three interesting on their own.

## 2 Cobweb posets - presentation, examples and combinatorial interpretation

### 2.1. $F$ - nomial coefficients.

Given any sequence  $\{F_n\}_{n \geq 0}$  of nonzero reals ( $F_0 = 0$  being sometimes acceptable as  $0! = F_0! = 1$ .) one defines its corresponding binomial-like  $F$  - nomial coefficients as in Ward's Calculus of sequences [16] as follows.

**Definition 4** .  $(n_F \equiv F_n \neq 0, \quad n > 0)$

$$\binom{n}{k}_F = \frac{F_n!}{F_k!F_{n-k}!} \equiv \frac{n_F^k}{k_F!}, \quad n_F! \equiv n_F(n-1)_F(n-2)_F(n-3)_F \dots 2_F 1_F;$$

$$0_F! = 1; \quad n_F^k = n_F(n-1)_F \dots (n-k+1)_F.$$

We have made above an analogy driven identifications in the spirit of Ward's Calculus of sequences [15]. Identification  $n_F \equiv F_n$  is the notation used in extended Fibonomial Calculus case [10,11,12,6] being also there inspiring as  $n_F$  mimics  $n_q$  established notation for Gaussian integers exploited in much elaborated family of various applications including quantum physics (see [10,9,13] and references therein).

**2.2. Cobweb infinite posets.** Cobweb infinite posets  $\Pi$  are designated uniquely by any sequence of natural numbers  $F = \{n_F\}_{n \geq 0}$  with the one root convention ( $F_0 = 1$ ) and are by construction endowed with a kind of self-similarity property. (In Fibonacci case  $F_0 = 0$  corresponds to the empty root  $\{\emptyset\}$ ). Given any such sequence  $\{F_n\}_{n \geq 0} \equiv \{n_F\}_{n \geq 0}$  of positive integers we define the partially ordered, graded infinite poset  $\Pi$  - called a cobweb poset - as follows. Its vertices are labeled by pairs of coordinates:  $\langle i, j \rangle \in N \times N_0$  where  $N$  stays for natural numbers while  $N_0$  denotes the nonnegative integers. Vertices show up in layers of  $N \times N_0$  grid along the recurrently emerging subsequent  $s$ -th levels  $\Phi_s$  ("generations") where  $s \in N_0$ .

**Definition 5** .  $\Phi_s = \{\langle j, s \rangle | 1 \leq j \leq s_F\}, s \in N_0$ .

**Definition 6** .

$$\Pi = \langle P, E \rangle, \quad P = \bigcup_{0 \leq p} \Phi_p, \quad E = \{\langle \langle j, p \rangle, \langle q, (p+1) \rangle \rangle\} \bigcup \{\langle \langle 1, 0 \rangle, \langle 1, 1 \rangle \rangle\},$$

$$1 \leq j \leq p_F, 1 \leq q \leq (p+1)_F.$$

We shall refer to  $\Phi_s$  as to the set of vertices at the  $s$ -th level. The population of the  $k$ -th level ("generation") counts  $k_F$  different member vertices for  $k > 0$  and one for  $k = 0$ . Here down a disposal of vertices on  $\Phi_k$  levels is visualized for the case of Fibonacci sequence.  $F_0 = 0$  corresponds to the empty root  $\{\emptyset\}$ .

-----and-----so-----on-----up----- $\Uparrow$ -----  
 \*\*\*\*\*10-th-level  
 \*\*\*\*\*9-th-level  
 \*\*\*\*\*8-th-level  
 \*\*\*\*\*7-th-level  
 \*\*\*\*\*6-th-level  
 \*\*\*\*\*5-th-level  
 \*\*\*\*\*4-th-level  
 \*\*\*\*\*3-rd-level  
 \*\*\*\*\*2-nd-level  
 \*\*\*\*\*1-st-level  
 \*\*\*\*\*0-th-level

**Figure 0. The  $s$  –  $th$  levels in  $N \times N_0$**

Accompanying to the set  $P$  of vertices the set  $E$  of edges - we obtain the Hasse diagram. We may picture the partially ordered infinite set  $P$  from the Definition 6 with help of the sub-poset set  $P_m$  (*rooted at  $F_0$  level of the poset*) to be continued then ad infinitum in now obvious way as seen from the figures *Fig.1 – Fig.5* of  $P_m$  cobweb posets below. These non-trees look like Fibonacci-type trees *with* a specific “cobweb”.

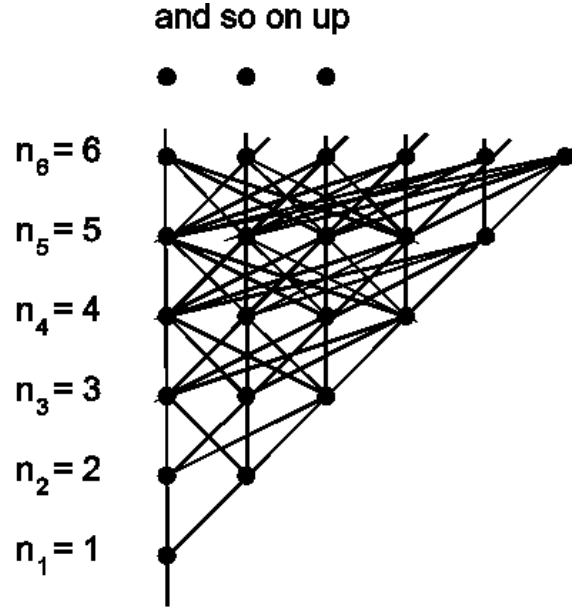


Fig.1. Display of Natural numbers' cobweb poset.

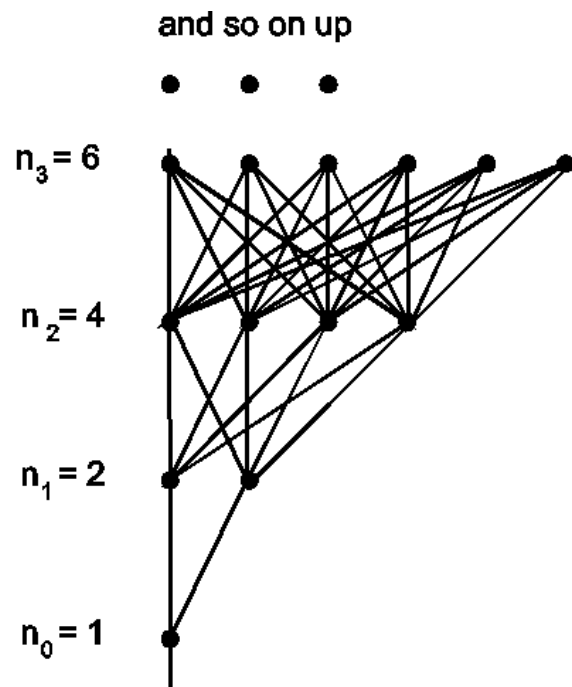


Fig.2. Display of Even Natural numbers' cobweb poset.

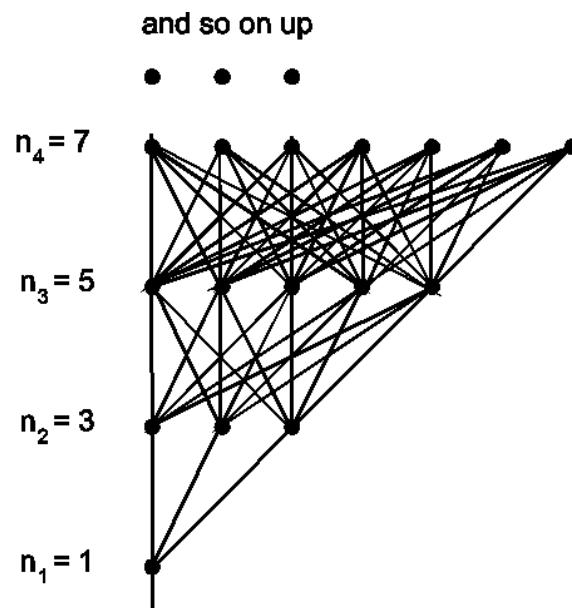


Fig3. Display of Odd natural numbers' cobweb poset.

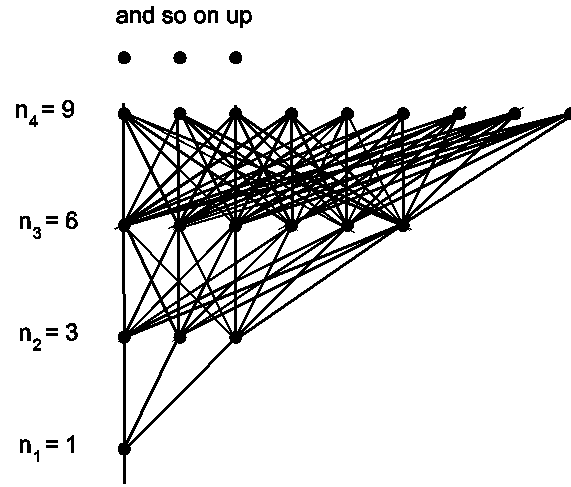


Fig.4. Display of divisible by 3 natural numbers' cobweb poset.

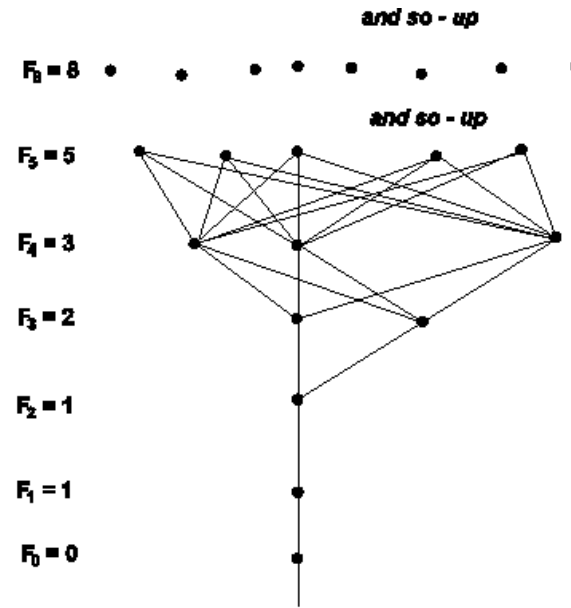


Fig.5. Display of Fibonacci numbers' cobweb poset.

Compare this with the bottom levels of a *Young-Fibonacci lattice*, introduced by Richard Stanley- in Curtis Greene's gallery of posets [2].

As seen above - for example the *Fig.5.* displays the rule of the construction of the Fibonacci cobweb poset. It is being visualized clearly while defining this *non-lattice* cobweb poset  $P$  with help of its incidence matrix  $\zeta$  [15]. The incidence matrix  $\zeta$  representing uniquely just this cobweb poset  $P$  exhibits (see below) a staircase structure characteristic to Hasse diagrams of all cobweb posets.

$$\begin{bmatrix} 1 & 1 & 1 & 1 & 1 & 1 & 1 & 1 & 1 & 1 & 1 & 1 & 1 & 1 & 1 & 1 & \dots \\ 0 & 1 & 1 & 1 & 1 & 1 & 1 & 1 & 1 & 1 & 1 & 1 & 1 & 1 & 1 & 1 & \dots \\ 0 & 0 & 1 & 1 & 1 & 1 & 1 & 1 & 1 & 1 & 1 & 1 & 1 & 1 & 1 & 1 & \dots \\ 0 & 0 & 0 & 1 & 0 & 1 & 1 & 1 & 1 & 1 & 1 & 1 & 1 & 1 & 1 & 1 & \dots \\ 0 & 0 & 0 & 0 & 1 & 1 & 1 & 1 & 1 & 1 & 1 & 1 & 1 & 1 & 1 & 1 & \dots \\ 0 & 0 & 0 & 0 & 0 & 1 & 0 & 0 & 1 & 1 & 1 & 1 & 1 & 1 & 1 & 1 & \dots \\ 0 & 0 & 0 & 0 & 0 & 0 & 1 & 0 & 1 & 1 & 1 & 1 & 1 & 1 & 1 & 1 & \dots \\ 0 & 0 & 0 & 0 & 0 & 0 & 0 & 1 & 1 & 1 & 1 & 1 & 1 & 1 & 1 & 1 & \dots \\ 0 & 0 & 0 & 0 & 0 & 0 & 0 & 0 & 1 & 0 & 0 & 0 & 0 & 1 & 1 & 1 & \dots \\ 0 & 0 & 0 & 0 & 0 & 0 & 0 & 0 & 0 & 1 & 0 & 0 & 0 & 1 & 1 & 1 & \dots \\ 0 & 0 & 0 & 0 & 0 & 0 & 0 & 0 & 0 & 0 & 1 & 0 & 0 & 0 & 1 & 1 & \dots \\ 0 & 0 & 0 & 0 & 0 & 0 & 0 & 0 & 0 & 0 & 0 & 1 & 0 & 1 & 1 & 1 & \dots \\ 0 & 0 & 0 & 0 & 0 & 0 & 0 & 0 & 0 & 0 & 0 & 0 & 1 & 1 & 1 & 1 & \dots \\ 0 & 0 & 0 & 0 & 0 & 0 & 0 & 0 & 0 & 0 & 0 & 0 & 0 & 1 & 0 & 0 & \dots \\ 0 & 0 & 0 & 0 & 0 & 0 & 0 & 0 & 0 & 0 & 0 & 0 & 0 & 0 & 1 & 0 & \dots \\ 0 & 0 & 0 & 0 & 0 & 0 & 0 & 0 & 0 & 0 & 0 & 0 & 0 & 0 & 0 & 1 & \dots \\ . & . & . & . & . & . & . & . & . & . & . & . & . & . & . & . & \dots \end{bmatrix}$$

**Figure 6.** The incidence matrix  $\zeta$  for the Fibonacci cobweb poset

**Note** that the knowledge of  $\zeta$  matrix explicit form enables one to count via standard algorithms [15] the Möbius matrix  $\mu = \zeta^{-1}$  and other typical elements of incidence algebra perfectly suitable for calculating number of chains, of maximal chains etc. in finite sub-posets of  $P$ . (All elements of the corresponding real incidence algebra are then given by a matrix of the Fig.6 with 1's replaced by arbitrary real numbers).

The crucial and elementary observation now is that an eventual cobweb poset or any combinatorial interpretation of  $F$ -binomial coefficients makes sense *not for arbitrary  $F$  sequences* as  $F$ -nomial coefficients should be nonnegative integers (hybrid sets are not considered here).

**Definition 7 .** A natural numbers' valued sequence  $F = \{n_F\}_{n \geq 0}$ ,  $F_0 = 1$  is called cobweb-admissible iff

$$\binom{n}{k}_F \in N_0 \quad \text{for} \quad k, n \in N_0.$$

$F_0 = 0$  being sometimes acceptable as  $0_F! \equiv F_0! = 1$ .

Incidence coefficients of any reduced incidence algebra of full binomial type [15] immensely important for computer science are computed exactly with their correspondent cobweb-admissible sequences. These include binomial (Newton) or  $q$ - binomial (Gauss) coefficients. For other  $F$ -nomial coefficients - computed with cobweb admissible sequences - see in what follows after Observation 3.

**Problem 1.** Find effective characterizations and/or an algorithm to produce the cobweb admissible sequences i.e. find all examples.

Right from the definition of  $P$  via its Hasse diagram pictures the important observations follow which lead to a specific, new joint combinatorial interpretation of cobweb poset's characteristic binomial-like coefficients.

**Observation 1.**

The number of maximal chains starting from The Root (level  $0_F$ ) to reach any point at the  $n$  – th level with  $n_F$  vertices is equal to  $n_F!$ .

**Observation 2.** ( $k > 0$ )

The number of all maximal chains in-between  $(k + 1)$  – th level  $\Phi_{k+1}$  and the  $n$  – th level  $\Phi_n$  with  $n_F$  vertices is equal to  $n_F^{\frac{m}{n}}$ , where  $m + k = n$ .

Indeed. Denote the number of ways to get along maximal chains from *any fixed point* (the leftist for example) in  $\Phi_k$  to any vertex in  $\Phi_n, n > k$  with the symbol

$$[\Phi_k \rightarrow \Phi_n]$$

then obviously we have ( $[\Phi_n \rightarrow \Phi_n] \equiv 1$ ):

$$[\Phi_0 \rightarrow \Phi_n] = n_F!$$

and

$$[\Phi_0 \rightarrow \Phi_k] \times [\Phi_k \rightarrow \Phi_n] = [\Phi_0 \rightarrow \Phi_n].$$

For the purpose of a new joint combinatorial interpretation of  $F$  – *sequence – nomial* coefficients ( $F$ –*nomial*– in short) let us consider all finite “*max-disjoint*” sub-posets rooted at the  $k$  – th level at any fixed vertex  $\langle r, k \rangle, 1 \leq r \leq k_F$  and ending at corresponding number of vertices at the  $n$  – th level ( $n = k + m$ ) where the *max-disjoint* sub-posets are defined below.

**Definition 8 .** Two posets are said to be *max-disjoint* if considered as sets of maximal chains they are disjoint i.e. they have no maximal chain in common. An equipotent copy of  $P_m$  [**equip-copy**] is defined as such a maximal chains family equinumerous with  $P_m$  set of maximal chains that the it constitutes a sub-poset with one minimal element.

We shall proceed with deliberate notation coincidence anticipating coming observation.

**Definition 9 .** Let us denote the number of all mutually *max-disjoint equip-copies* of  $P_m$  rooted at any fixed vertex  $\langle j, k \rangle, 1 \leq j \leq k_F$  of  $k$  – th level with the symbol

$$\binom{n}{k}_F.$$

One uses here the customary convention:  $\binom{0}{0}_F = 1$  and  $\binom{n}{n}_F = 1$ .

Compare the above with the Definition 4 and the Definition 7.

The number of ways to reach an upper level from a lower one along any of maximal chains i.e. the number of all maximal chains from the level  $\Phi_{k+1}$  to the level  $\Phi_n, k > n$  is equal to

$$[\Phi_k \rightarrow \Phi_n] = n_F^{\frac{m}{n}}.$$

Therefore we have



$$(1) \quad \binom{n}{k}_F \times [\Phi_0 \rightarrow \Phi_m] = [\Phi_k \rightarrow \Phi_n] = n_F^m$$

where  $[\Phi_0 \rightarrow \Phi_m] = m_F!$  counts the number of maximal chains in any equip-copy of  $P_m$ . With this in mind we see that the following holds.

**Observation 3.**  $n, k \geq 0$ ,

Let  $n = k + m$ . Let  $F$  be any cobweb admissible sequence. Then the number of mutually max-disjoint equip-copies i.e. sub-posets equipotent to  $P_m$ , rooted at the same **fixed** vertex of  $k$ -th level and ending at the  $n$ -th level is equal to

$$\begin{aligned} \frac{n_F^m}{m_F!} &= \binom{n}{m}_F \\ &= \binom{n}{k}_F = \frac{n_F^k}{k_F!}. \end{aligned}$$

The immediate natural question now is

$$\left\{ \begin{matrix} \eta \\ \kappa \end{matrix} \right\}_{const} = ?$$

i.e. the number of partitions with block sizes all equal to  $const = ?$

where here  $const = \lambda = m_F!$  and

$$\eta = n_F^m, \quad \kappa = \binom{n}{k}_F$$

The  $const$  indicates that this is the number of set partitions with block sizes all equal to  $const$  and we use Knuth notation  $\left\{ \begin{matrix} \eta \\ \kappa \end{matrix} \right\}$  for Stirling numbers of the second kind.

From the formula (59) in [4] one infers the answer to the question above.

$$\left\{ \begin{matrix} \eta \\ \kappa \end{matrix} \right\}_\lambda = \delta_{\eta, \kappa \lambda} \frac{\eta!}{\kappa! \lambda!^\kappa}.$$

This gives us the rough upper bound for the number of tilings as we arrive now to the following intrinsically related problem.

**The partition or tiling Problem 2.** Suppose now that  $F$  is a cobweb admissible sequence. Let us introduce

$$\sigma P_m = C_m[F; \sigma < F_1, F_2, \dots, F_m >]$$

the equipotent sub-poset obtained from  $P_m$  with help of a permutation  $\sigma$  of the sequence  $< F_1, F_2, \dots, F_m >$  encoding  $m$  layers of  $P_m$  thus obtaining the equinumerous sub-poset  $\sigma P_m$  with the sequence  $\sigma < F_1, F_2, \dots, F_m >$  encoding now  $m$  layers of  $\sigma P_m$ . Then  $P_m = C_m[F; < F_1, F_2, \dots, F_m >]$ . Consider the layer  $\langle \Phi_k \rightarrow \Phi_n \rangle$ ,  $k < n$ ,  $k, n \in N$  partition into the equal size blocks which are here max-disjoint equi-copies of  $P_m$ ,  $m = n - k$ . The question then arises whether and under which conditions the layer may be partitioned with help of max-disjoint blocks of the form  $\sigma P_m$ . And how to visualize this phenomenon?

It seems to be the question of computer art, too. At first - we already know that an answer to the main question of such tilings existence - for some sequences  $F$  - is in affirmative. Whether is it so for all cobweb admissible sequences - we do not know by now. Some computer experiments done by student Maciej Dziemiańczuk [1] are encouraging. However problems: "how many?" or "find it all" are opened. Let us recapitulate.

**Problem 2. Recapitulation.** Under which conditions layers may be partitioned with help of max-disjoint blocks of established type  $\sigma P_m$  ? Find effective characterizations and/or find an algorithm to produce these partitions.

**Note** that the Observation 3. provides us with the *new* combinatorial interpretation of the class of all classical  $F$  - *nomial* coefficients including binomial or Gauss  $q$ - binomial ones or Konvalina generalized binomial coefficients of the first and of the second kind [4] - which include Stirling numbers too. All these  $F$ -nomial coefficients naturally are computed with their correspondent cobweb-admissible sequences. More than that - the vast 'umbral' family of  $F$ -sequences [10,11,12,13,6] includes also those which shall be called "*GCD-morphic*" sequences. This means that  $GCD[F_n, F_m] = F_{GCD[n,m]}$  where *GCD* stays for Greatest Common Divisor.

**Definition 10 .** *The sequence of integers  $F = \{n_F\}_{n \geq 0}$  is called the GCD-morphic sequence if  $GCD[F_n, F_m] = F_{GCD[n,m]}$  where *GCD* stays for Greatest Common Divisor operator.*

The Fibonacci sequence is a much nontrivial [11,12,6] guiding example of GCD-morphic sequence. Of course *not all* incidence coefficients of reduced incidence algebra of full binomial type are computed with GCD-morphic sequences however these or that - if computed with the cobweb correspondent admissible sequences all are given the new, joint cobweb poset combinatorial interpretation via Observation 3. More than that - in [1] a prefab-like combinatorial description of cobweb posets is being served with corresponding generalization of the fundamental exponential formula.

**Question:** which of these above mentioned sequences are GCD-morphic sequences?

**GCD-morphism Problem. Problem III.** *Find effective characterizations and/or an algorithm to produce the GCD-morphic sequences i.e. find all examples.*

The recent papers on DAGs related to this article and its clue references [8,9] are [7] and [14].

## References

- [1] M. Dziemiańczuk, [http : //www.dejaview.cad.pl/cobwebposets.html](http://www.dejaview.cad.pl/cobwebposets.html).
- [2] Curtis Greene, [www.haverford.edu/math/cgreene/posets/posetgallery.html](http://www.haverford.edu/math/cgreene/posets/posetgallery.html).
- [3] Hasse Diagram, [http : //mathworld.wolfram.com/HasseDiagram.html](http://mathworld.wolfram.com/HasseDiagram.html).
- [4] Charles Jordan *On Stirling Numbers* Thoku Math. J. **37** (1933),254-278.

- [5] J. Konvalina , *A Unified Interpretation of the Binomial Coefficients, the Stirling Numbers and the Gaussian Coefficients* The American Mathematical Monthly **107** (2000), 901-910.
- [6] E. Krot, *An Introduction to Finite Fibonomial Calculus*, CEJM 2(5) (2005) 754-766.
- [7] E. Krot, *The first ascent into the Fibonacci Cob-web Poset*, Adv. Stud. Contemp. Math. **11** (2) (2007) 179-184.
- [8] A. K. Kwaśniewski, *Cobweb posets as noncommutative prefabs* Adv. Stud. Contemp. Math. **14** (1) (2007) 37-47.
- [9] A. K. Kwaśniewski, *First observations on Prefab posets' Whitney numbers* Advances in Applied Clifford Algebras in press **Vol 17** (2007) (to appear on line first <http://www.clifford-algebras.org/mainpage.html> ) math.CO/0510027
- [10] A. K. Kwaśniewski *Main theorems of extended finite operator calculus* Integral Transforms and Special Functions, **14** (6) (2003) 499-516.
- [11] A. K. Kwaśniewski, *The logarithmic Fib-binomial formula*, Advanced Stud. Contemp. Math. **9** No 1 (2004) 19-26.
- [12] A. K. Kwaśniewski, *Fibonomial cumulative connection constants*, Bulletin of the ICA **44** (2005) 81-92.
- [13] A. K. Kwaśniewski, *On umbral extensions of Stirling numbers and Dobinski-like formulas* Advanced Stud. Contemp. Math. **12**(2006) no. 1, pp.73-100.
- [14] Anatoly D. Plotnikov, *About presentation of a digraph by dim 2 poset*, Adv. Stud. Contemp. Math. **12** (1) (2006) 55-60
- [15] E. Spiegel, Ch. J. O'Donnell *Incidence algebras* Marcel Dekker, Inc., Basel, 1997.
- [16] M. Ward: *A calculus of sequences*, Amer.J.Math. **58** (1936) 255-266.