

GEOMETRY OF THE MAPPING CLASS GROUPS II: SUBSURFACES

URSULA HAMENSTÄDT

ABSTRACT. Let S be a non-exceptional surface of finite type and let $S_0 \subset S$ be any essential subsurface. We give a modified proof of a result of Masur and Minsky: The mapping class group of S_0 is an undistorted subgroup of the mapping class group of S .

1. INTRODUCTION

Let Γ be any finitely generated group and let \mathcal{G} be a finite symmetric set of generators for Γ . Then \mathcal{G} defines a *word norm* $||$ on Γ by assigning to an element $g \in \Gamma$ the smallest length $|g|$ of a word in the generating set \mathcal{G} representing g . Any two such word norms $||, ||_0$ are *equivalent*, i.e. there is a constant $L > 1$ (depending on the generating sets defining the norms) such that $|g|/L \leq |g|_0 \leq L|g|$ for all $g \in \Gamma$.

Now let Γ' be any finitely generated subgroup of Γ , with a finite symmetric set \mathcal{G}' of generators and corresponding word norm $||'$. Since we can always extend \mathcal{G}' to a finite symmetric set of generators of Γ , for every word norm $||$ on Γ there is a number $L > 1$ such that $|g| \leq L|g|'$ for every $g \in \Gamma'$. However, in general the word norm in Γ of an element $g \in \Gamma'$ can not be estimated from below by a constant multiple of its word norm in Γ' . Define a subgroup $\Gamma' < \Gamma$ to be *undistorted* if there is a constant $c > 1$ such that $|g|' \leq c|g|$ for all $g \in \Gamma'$.

Let S be an oriented surface of finite type, i.e. S is a closed surface of genus $g \geq 0$ from which $m \geq 0$ points, so-called *punctures*, have been deleted. We assume that $3g - 3 + m \geq 2$, i.e. that S is not a sphere with at most 4 punctures or a torus with at most 1 puncture. We then call the surface S *non-exceptional*. The *mapping class group* $\mathcal{M}(S)$ of all isotopy classes of orientation preserving self-homeomorphisms of S is finitely presented [I02], indeed it acts as a group of automorphisms on a contractible cell complex with finite cell stabilizers and compact quotient [Har86, Hat91]. In particular, it is finitely generated. We refer to the survey of Ivanov [I02] for more about the basic properties of the mapping class group and for references. A *subsurface* of S is a bordered surface S_0 which is embedded in S . We call S_0 *essential* if the inclusion $S_0 \rightarrow S$ induces an injection of the fundamental group of S_0 into the fundamental group of S . If $S_0 \subset S$ is an essential subsurface, then the mapping class group $\mathcal{M}(S_0)$ of S_0 can be identified with the subgroup of $\mathcal{M}(S)$

Date: December 30, 2005.

AMS subject classification: 20M34

Research partially supported by Sonderforschungsbereich 611.

of all elements which can be represented by homeomorphisms of S fixing $S - S_0$ pointwise. Masur and Minsky showed the following (Theorem 6.12 of [MM00]).

Theorem [MM00]: *Let S be any non-exceptional surface of finite type and let $S_0 \subset S$ be any essential subsurface; then $\mathcal{M}(S_0) < \mathcal{M}(S)$ is undistorted.*

In the case that the subsurface S_0 is a union of essential annuli, the mapping class group $\mathcal{M}(S_0)$ of S_0 contains a subgroup of finite index which is the direct product of infinite cyclic groups generated by Dehn twists about the center core curves of these annuli. In this case the above theorem was also shown by Farb, Lubotzky and Minsky [FLM01].

In this note, we give a new proof of the theorem of Masur and Minsky using the *train track complex* \mathcal{TT} as defined in [H05] as a geometric model for $\mathcal{M}(S)$. In Section 2 we summarize those of the properties of \mathcal{TT} which are needed for our purpose. In Section 3 we show that splitting sequences in \mathcal{TT} are uniform quasi-geodesics. In Section 4 we prove that the set of ordered pairs of points in \mathcal{TT} which can be connected by a splitting sequence is coarsely dense in $\mathcal{TT} \times \mathcal{TT}$ with respect to the product metric. This is then used to show the theorem.

2. THE COMPLEX OF TRAIN TRACKS

In this section we summarize some results and constructions from [PH92, H05] which will be used throughout the paper (compare also [M03]).

Let S be an oriented surface of genus $g \geq 0$ with $m \geq 0$ punctures and where $3g - 3 + m \geq 2$. A *train track* on S is an embedded 1-complex $\tau \subset S$ whose edges (called *branches*) are smooth arcs with well-defined tangent vectors at the endpoints. At any vertex (called a *switch*) the incident edges are mutually tangent. Through each switch there is a path of class C^1 which is embedded in τ and contains the switch in its interior. In particular, the branches which are incident on a fixed switch are divided into “incoming” and “outgoing” branches according to their inward pointing tangent at the switch. Each closed curve component of τ has a unique bivalent switch, and all other switches are at least trivalent. The complementary regions of the train track have negative Euler characteristic, which means that they are different from discs with 0, 1 or 2 cusps at the boundary and different from annuli and once-punctured discs with no cusps at the boundary. We always identify train tracks which are isotopic.

A *trainpath* on a train track τ is a C^1 -immersion $\rho : [m, n] \rightarrow \tau \subset S$ which maps each interval $[k, k + 1]$ ($m \leq k \leq n - 1$) onto a branch of τ . The integer $n - m$ is then called the *length* of ρ . We sometimes identify a trainpath on S with its image in τ . Each complementary region of τ is bounded by a finite number of trainpaths which either are simple closed curves or terminate at the cusps of the region. A *subtrack* of a train track τ is a subset σ of τ which itself is a train track. Thus every switch of σ is also a switch of τ , and every branch of σ is an embedded trainpath of τ . We write $\sigma < \tau$ if σ is a subtrack of τ .

A train track is called *generic* if all switches are at most trivalent. The train track τ is called *transversely recurrent* if every branch b of τ is intersected by an embedded simple closed curve $c = c(b) \subset S$ which intersects τ transversely and is such that $S - \tau - c$ does not contain an embedded *bigon*, i.e. a disc with two corners at the boundary.

A *transverse measure* on a train track τ is a nonnegative weight function μ on the branches of τ satisfying the *switch condition*: For every switch s of τ , the sum of the weights over all incoming branches at s is required to coincide with the sum of the weights over all outgoing branches at s . The train track is called *recurrent* if it admits a transverse measure which is positive on every branch. We call such a transverse measure μ *positive*, and we write $\mu > 0$. If μ is any transverse measure on a train track τ then the subset of τ consisting of all branches with positive μ -mass is a recurrent subtrack of τ . A train track τ is called *birecurrent* if τ is recurrent and transversely recurrent.

A *geodesic lamination* for a complete hyperbolic structure on S of finite volume is a *compact* subset of S which is foliated into simple geodesics. A geodesic lamination λ is called *minimal* if each of its half-leaves is dense in λ . Thus a simple closed geodesic is a minimal geodesic lamination. A minimal geodesic lamination with more than one leaf has uncountably many leaves and is called *minimal arational*. Every geodesic lamination λ consists of a disjoint union of finitely many minimal components and a finite number of isolated leaves. Each of the isolated leaves of λ either is an isolated closed geodesic and hence a minimal component, or it *spirals* about one or two minimal components [CEG87, O96].

A geodesic lamination is *finite* if it contains only finitely many leaves, and this is the case if and only if each minimal component is a closed geodesic. A geodesic lamination is *maximal* if its complementary regions are all ideal triangles or once punctured monogons. The space of geodesic laminations on S equipped with the *Hausdorff topology* is a compact metrizable space. A geodesic lamination λ is called *complete* if λ is maximal and can be approximated in the Hausdorff topology by simple closed geodesics. The space \mathcal{CL} of all complete geodesic laminations equipped with the Hausdorff topology is compact. Every geodesic lamination λ which is a disjoint union of finitely many minimal components is a *sublamination* of a complete geodesic lamination, i.e. there is a complete geodesic lamination which contains λ as a closed subset [H05].

A geodesic lamination λ is *carried* by a transversely recurrent train track τ if there is a map $F : S \rightarrow S$ of class C^1 which is isotopic to the identity and maps each leaf of λ diffeomorphically onto a biinfinite trainpath on τ . A train track τ is called *complete* if it is generic and transversely recurrent and if it carries a complete geodesic lamination. The space of complete geodesic laminations carried by a complete train track τ is open and closed in \mathcal{CL} . In particular, the space \mathcal{CL} is totally disconnected [H05].

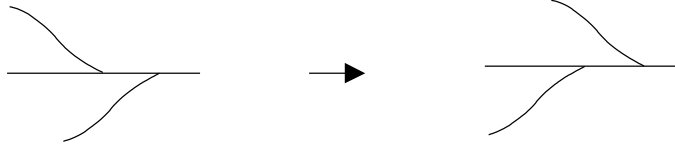
A train track σ is *carried* by τ if there is a map $F : S \rightarrow S$ of class C^1 which is isotopic to the identity and maps σ into τ in such a way that the restriction of the differential of F to the tangent space of σ vanishes nowhere; note that this makes sense since a train track has a tangent line everywhere. We call the restriction of F

to σ a *carrying map* for σ . Write $\sigma \prec \tau$ if the train track σ is carried by the train track τ . Then every geodesic lamination λ which is carried by σ is also carried by τ .

A half-branch \hat{b} in a generic train track τ incident on a switch v of τ is called *large* if every trainpath containing v in its interior passes through \hat{b} . A half-branch which is not large is called *small*. A branch b in a generic train track τ is called *large* if each of its two half-branches is large; in this case b is necessarily incident on two distinct switches, and it is large at both of them. A branch is called *small* if each of its two half-branches is small. A branch is called *mixed* if one of its half-branches is large and the other half-branch is small (for all this, see [PH92] p.118).

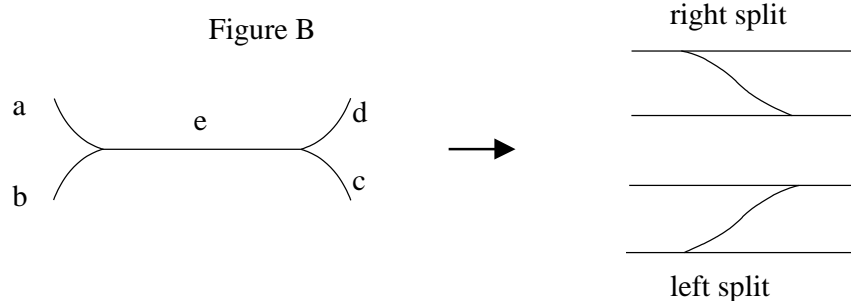
There are two simple ways to modify a complete train track τ to another complete train track. First, we can *shift* τ along a mixed branch to a train track τ' as shown in Figure A below. If τ is complete then the same is true for τ' . Moreover, a train track or a lamination is carried by τ if and only if it is carried by τ' (see [PH92] p.119). In particular, the shift τ' of τ is carried by τ . Note that there is a natural bijection of the set of branches of τ onto the set of branches of τ' .

Figure A



Second, if e is a large branch of τ then we can perform a right or left *split* of τ at e as shown in Figure B. Note that a right split at e is uniquely determined by the orientation of S and does not depend on the orientation of e . Using the labels in the figure, in the case of a right split we call the branches a and c *winners* of the split, and the branches b, d are *losers* of the split. If we perform a left split, then the branches b, d are winners of the split, and the branches a, c are losers of the split. The split τ' of a train track τ is carried by τ , and there is a natural choice of a carrying map which maps the switches of τ' to the switches of τ . The image of a branch of τ' is then a trainpath on τ whose length either equals one or two. There is a natural bijection of the set of branches of τ onto the set of branches of τ' which maps the branch e to the diagonal e' of the split. The split of a maximal transversely recurrent generic train track is maximal, transversely recurrent and generic. If τ is complete and if $\lambda \in \mathcal{CL}$ is carried by τ , then there is a unique choice of a right or left split of τ at e with the property that the split track τ' carries λ . We call such a split a λ -*split*. The train track τ' is recurrent and hence complete. In particular, a complete train track τ can always be split at any large branch e to a complete train track τ' ; however there may be a choice of a right or left split at e such that the resulting train track is not recurrent any more (compare p.120 in [PH92]). The reverse of a split is called a *collapse*.

Denote by \mathcal{TT} the directed graph whose vertices are the isotopy classes of complete train tracks on S and whose edges are determined as follows. The train track $\tau \in \mathcal{TT}$ is connected to the train track τ' by a directed edge if and only if τ' can be



obtained from τ by a single split. The graph \mathcal{TT} is connected [H05]. As a consequence, if we identify each edge in \mathcal{TT} with the unit interval $[0, 1]$ then this provides \mathcal{TT} with the structure of a connected locally finite metric graph. Thus \mathcal{TT} is a locally compact complete geodesic metric space. In the sequel we always assume that \mathcal{TT} is equipped with this metric without further comment. The mapping class group $\mathcal{M}(S)$ of S acts properly and cocompactly on \mathcal{TT} as a group of isometries. In particular, \mathcal{TT} is $\mathcal{M}(S)$ -equivariantly quasi-isometric to $\mathcal{M}(S)$ equipped with any word metric [H05].

3. UNIFORM QUASI-GEODESICS

For a number $c \geq 1$, a *c-quasi-isometric embedding* of a metric space (X, d) into a metric space (Y, d) is a map $F : X \rightarrow Y$ such that

$$d(x, y)/c - c \leq d(F(x), F(y)) \leq cd(x, y) + c$$

for all $x, y \in X$. A *c-quasi-geodesic* in a metric space (X, d) is a *c-quasi-isometric embedding* of a closed connected subset of \mathbb{R} into X .

In the sequel we simply write $\tau \in \mathcal{TT}$ if we mean that τ is a *vertex* of the graph \mathcal{TT} , i.e. τ is a complete train track on S . Define a *splitting sequence* in \mathcal{TT} to be a sequence $\{\alpha(i)\}_{0 \leq i \leq m} \subset \mathcal{TT}$ with the property that for every $i \geq 0$ the train track $\alpha(i+1)$ can be obtained from $\alpha(i)$ by a single split. The goal of this section is to show.

Proposition 3.1: *There is a number $c > 0$ such that every splitting sequence in \mathcal{TT} is a c-quasi-geodesic.*

Proposition 3.1 has also been announced by Mosher.

We begin the proof of Proposition 3.1 with a discussion of the relation between splitting, shifting and carrying for complete train tracks. For this we call two train tracks τ, τ' on S *shift equivalent* if τ' can be obtained from τ by a sequence of shifts. This is clearly an equivalence relation, and the number of (isotopy classes of) train tracks in a given shift equivalence class is bounded by a universal constant. A train track or a geodesic lamination is carried by a transversely recurrent train track τ if and only if it is carried by each train track in the shift equivalence class of τ . If τ' is shift equivalent to τ then there is a natural bijection of the branches of τ onto

the branches of τ' . This bijection preserves the type of branches, in particular it maps a large branch of τ to a large branch of τ' . In the sequel we always denote large branches in shift equivalent train tracks which correspond to each other in this way by the same symbol.

Define a *splitting and shifting move* at a large branch e of τ to be a modification of τ by any sequence of shifts of τ followed by a single split at e . A *splitting and shifting sequence* is a sequence $\{\alpha(i)\}_i \subset \mathcal{TT}$ such that for each i , the train track $\alpha(i+1)$ is obtained from $\alpha(i)$ by a splitting and shifting move. The following important result of Penner and Harer (Theorem 2.4.1 of [PH92]) relates splitting and shifting of train tracks to carrying.

Proposition 3.2 [PH92]: *If $\sigma \in \mathcal{TT}$ is carried by $\tau \in \mathcal{TT}$ then τ can be connected to a shift of σ by a splitting and shifting sequence.*

If a train track $\tau \in \mathcal{TT}$ is *splittable* to a train track $\eta \in \mathcal{TT}$, i.e. if τ can be connected to η by a splitting sequence, then by Lemma 5.1 of [H05] the length $\ell(\tau, \eta)$ of a splitting sequence connecting τ to η is independent of the choice of such a sequence.

Define a *generalized splitting and shifting sequence* to be a sequence $\{\alpha(i)\}_i \subset \mathcal{TT}$ such that for each i , either $\alpha(i+1)$ can be obtained from $\alpha(i)$ by a single splitting and shifting move or $\alpha(i+1)$ can be obtained from $\alpha(i)$ by a single collapsing and shifting move, i.e. $\alpha(i)$ is obtained from $\alpha(i+1)$ by a single splitting and shifting move. We use the results from Section 4 of [H05] to show.

Lemma 3.3: *There is a number $p > 0$ with the following property. Let τ be splittable to η and let $\{\alpha(i)\}_{0 \leq i \leq m}$ be a generalized splitting and shifting sequence connecting $\alpha(0) = \tau \in \mathcal{TT}$ to $\alpha(m) = \eta \in \mathcal{TT}$ which consists of train tracks carrying a common complete geodesic lamination λ ; then the length m of the sequence is not smaller than $\ell(\tau, \eta)/p$.*

Proof: Let $q_1 > 0$ be as in Lemma 4.4 and Corollary 4.5 of [H05]. We first claim that there is a constant $p > 0$ with the following properties. Let $\tau \in \mathcal{TT}$ and assume that τ is splittable to a train track $\eta \in \mathcal{TT}$ and that moreover τ can be connected to η by a splitting and shifting sequence of length at most $2q_1$; then $\ell(\tau, \eta) \leq p$. Namely, a train track $\sigma \in \mathcal{TT}$ can be connected to only finitely many train tracks $\nu \in \mathcal{TT}$ with a splitting and shifting sequence of length at most $2q_1$. In other words, there are only finitely many orbits under the action of the mapping class group of pairs of train tracks (σ, ν) such that σ is splittable to ν and that ν can be obtained from σ by a splitting and shifting sequence of length at most $2q_1$. Thus our claim follows from invariance under the action of the mapping class group.

Let $\tau \in \mathcal{TT}$ be splittable to $\eta \in \mathcal{TT}$ and let λ be a complete geodesic lamination carried by η . Let $\{\alpha(i)\}_{0 \leq i \leq m}$ be a generalized splitting and shifting sequence connecting $\tau = \alpha(0)$ to $\eta = \alpha(m)$ such that each of the train tracks $\alpha(i)$ carries λ . Let $E(\tau, \lambda)$ be the *flat strip* of all train tracks which carry λ and can be obtained

from τ by a splitting sequence. We construct inductively a sequence $\{\sigma(i)\}_{0 \leq i \leq m} \subset E(\tau, \lambda)$ with the following properties.

1. For every $i \leq m$, $\sigma(i)$ is carried by $\alpha(i)$.
2. For every $i < m$ the train track $\sigma(i+1)$ can be obtained from $\sigma(i)$ by a splitting sequence of length at most p .

Then τ is splittable to $\sigma(m)$, and $\ell(\tau, \sigma(m)) \leq pm$. Since moreover $\eta = \alpha(m) \in E(\tau, \lambda)$ carries $\sigma(m)$, the train track η is splittable to $\sigma(m)$ and we have $\ell(\tau, \eta) \leq \ell(\tau, \sigma(m)) \leq pm$ (compare Lemma 5.1 of [H05]). This then shows the lemma.

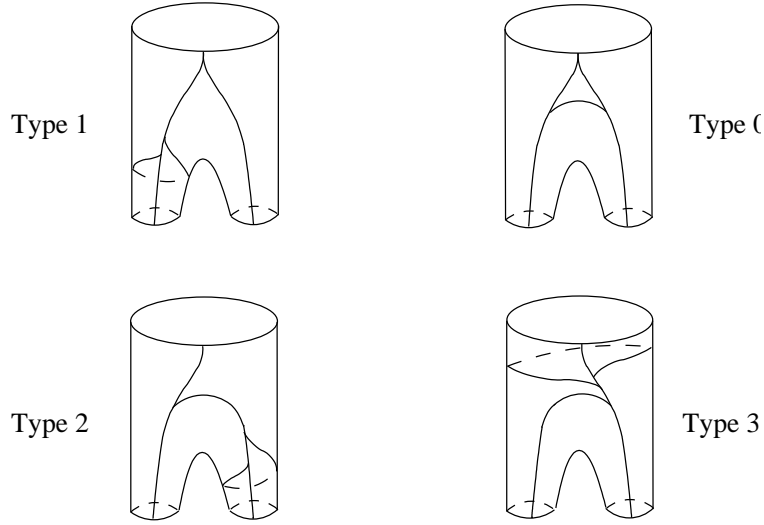
For the construction of our sequence $\{\sigma(i)\}$ we first define $\sigma(0) = \tau$. Assume by induction we constructed already the train tracks $\sigma(i)$ for all $i < i_0$ and some $i_0 > 0$. Consider the train track $\alpha(i_0 - 1)$; by assumption, it carries the train track $\sigma(i_0 - 1)$. If the train track $\alpha(i_0)$ is obtained from $\alpha(i_0 - 1)$ by a collapsing and shifting move then $\alpha(i_0)$ carries $\sigma(i_0 - 1)$ and we define $\sigma(i_0) = \sigma(i_0 - 1)$. Otherwise $\alpha(i_0)$ is obtained from $\alpha(i_0 - 1)$ by a splitting and shifting move. In other words, via replacing $\alpha(i_0 - 1)$ by a shift equivalent train track we may assume that $\alpha(i_0)$ is obtained from $\alpha(i_0 - 1)$ by a single λ -split.

By Corollary 4.5 of [H05] there is a train track σ' which carries λ , is carried by $\alpha(i_0)$ and which can be obtained from $\sigma(i_0 - 1)$ by a splitting and shifting sequence of length at most q_1 . By Lemma 4.4 of [H05] the train track $\sigma(i_0 - 1) \in E(\tau, \lambda)$ is splittable to a train track $\sigma(i_0) \in E(\tau, \lambda)$ which can be obtained from σ' by a splitting and shifting sequence of length at most q_1 . Then $\sigma(i_0 - 1)$ is splittable to $\sigma(i_0)$, moreover $\sigma(i_0)$ can be obtained from $\sigma(i_0 - 1)$ by a splitting and shifting sequence of length at most $2q_1$. Therefore by our choice of p the length of a splitting sequence connecting $\sigma(i_0 - 1)$ to $\sigma(i_0)$ is at most p . Thus inductively we obtain a sequence $\{\sigma(i)\}_{0 \leq i \leq m}$ as claimed. \square

Next we consider a special collection of complete train tracks which were defined by Penner and Harer [PH92]. For their construction, define a *framing* of S to consist of a *pants decomposition* P for S (i.e. a collection of $3g - 3 + m$ simple closed curves which decompose S into $2g - 2 + m$ pairs of pants) and a system of *spanning curves* for P . For each pants curve $\gamma \in P$ there is a unique simple closed spanning curve which is contained in the connected component of $S - (P - \gamma)$ containing γ , is not freely homotopic into the boundary or a puncture of this component and intersects γ in the minimal number of points. Note that any two choices of such a spanning curve differ by a Dehn twist about γ .

For each framing F of S we can construct a collection of finitely many maximal transversely recurrent train tracks which are in *standard form* for F as follows. Let P be the pants decomposition of our framing. Choose an open neighborhood A of P in S whose closure in S is homeomorphic to the disjoint union of $3g - 3 + m$ closed annuli. Then $S - A$ is the disjoint union of $2g - 2 + m$ pairs of pants. We require that each train track τ from our collection intersects a component of $S - A$ which does not contain a puncture of S in a train track with stops which is isotopic to one of the four *standard models* shown in Figure C.

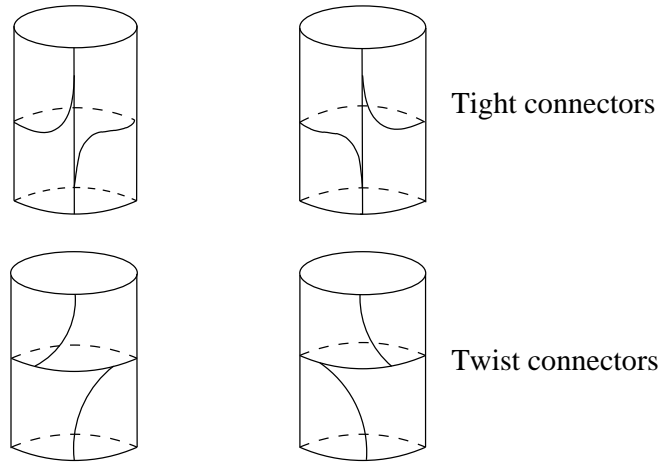
Figure C



If S_0 is a component of $S - A$ which contains precisely one puncture, then we require that τ intersects S_0 in a train track with stops which we obtain from the standard model of type 2 or of type 3 by replacing the top boundary curve by a puncture and by deleting the branch which is incident on the stop of this boundary component. If S_0 is a component of $S - A$ which contains two punctures, then we require that τ intersects S_0 in train track with stops which we obtain from the standard model of type 1 by replacing the two lower boundary components by a puncture and by deleting the two branches which are incident on the stops of these boundary components.

The intersection of τ with a component of the collection A of $3g - 3 + m$ annuli is one of the following four *standard connectors* which are shown in Figure D.

Figure D



From the above standard pieces we can build a train track τ on S by choosing for each component of $S - A$ one of the standard models as described above and choosing for each component of A one of the four standard connectors. These train tracks with stops are then glued at their stops to a connected train track on S . Any two train tracks constructed in this way from the same pants decomposition P and the same choices of standard models for the components of $S - A$ and the same choices of connectors for the components of A differ by Dehn twists about the pants curves of P . The spanning curves of our framing determine a specific choice of such a glueing (see [PH92, H05]). We call each of the resulting train tracks *in standard form for F* provided that it is complete. Any such train track for which the standard model for a pair of pants not containing any puncture of S is of type 0 and with only twist connectors is complete. We call such a train track *in special standard form*. The following result is due to Penner and Harer [PH92, H05].

Proposition 3.4: *Let F be any framing for S ; then every complete geodesic lamination is carried by a unique complete train track in standard form for F .*

Recall that for some $L \geq 1$, an L -quasi-isometric embedding F of a metric space (X, d) into a metric space (Y, d) is a *quasi-isometry* if the image of X under F is L -dense in Y , i.e. if for every $y \in Y$ there is some $x \in X$ with $d(Fx, y) \leq L$.

For a complete geodesic lamination $\lambda \in \mathcal{CL}$ denote by $\mathcal{S}(\lambda)$ the graph whose set of vertices is the set of complete train tracks on S which carry λ and where two such vertices τ, σ are connected by an edge if and only if either τ, σ are connected by an edge in \mathcal{TT} or if τ can be obtained from σ by a single shift. It follows from Proposition 3.2 and the results of Section 2 of [H05] that $\mathcal{S}(\lambda)$ is connected. In particular, $\mathcal{S}(\lambda)$ can be viewed as a geodesic metric space, equipped with the intrinsic metric d_λ . We have.

Lemma 3.5: *There is a number $q > 0$ such that for every $\lambda \in \mathcal{CL}$ the natural map $(\mathcal{S}(\lambda), d_\lambda) \rightarrow \mathcal{TT}$ is a q -quasi-isometry.*

Proof: Let \mathcal{ST} be the metric graph whose vertices are the complete train tracks on S and where two vertices τ, σ are connected by an edge if and only if either they are connected by an edge in \mathcal{TT} or if τ can be obtained from σ by a single shift. Then \mathcal{ST} is a locally finite metric graph which admits a properly discontinuous cocompact action of $\mathcal{M}(S)$. As a consequence, \mathcal{ST} is equivariantly quasi-isometric to \mathcal{TT} . Note that $\mathcal{S}(\lambda)$ is a complete subgraph of \mathcal{ST} . It is now enough to show that the natural inclusion $\mathcal{S}(\lambda) \rightarrow \mathcal{ST}$ is a quasi-isometry.

The collection of all train tracks in standard form for some framing of S is invariant under the action of the mapping class group $\mathcal{M}(S)$. Since $\mathcal{M}(S)$ acts cocompactly on \mathcal{ST} , this means that for every train track $\sigma \in \mathcal{ST}$ there is a train track in standard form for some framing F of S whose distance to σ is bounded from above by a universal constant. Moreover, again by invariance under the action of the mapping class group, the distance between any two train tracks in standard form for a fixed framing F is bounded from above by a universal constant. Thus by Proposition 3.4, if we denote by d the distance in \mathcal{ST} then there is a number

$\kappa_0 > 0$ and for every $\sigma \in \mathcal{ST}$ there is some $\tau \in \mathcal{S}(\lambda)$ with $d(\sigma, \tau) \leq \kappa_0$. Since $\mathcal{S}(\lambda)$ is a complete subgraph of \mathcal{ST} this means that the inclusion $\mathcal{S}(\lambda) \rightarrow \mathcal{ST}$ is a 1-Lipschitz map with κ_0 -dense image.

Let again d_λ be the intrinsic distance on $\mathcal{S}(\lambda)$. We have to show that there is a number $L > 1$ such that $d_\lambda(\tau, \sigma) \leq Ld(\tau, \sigma)$ for all $\tau, \sigma \in \mathcal{S}(\lambda)$. For this let $\tau, \sigma \in \mathcal{S}(\lambda)$. Let $\gamma : [0, m] \rightarrow \mathcal{ST}$ be a simplicial geodesic connecting $\tau = \gamma(0)$ to $\sigma = \gamma(m)$. By our above consideration, for every $i \leq m$ there is a train track $\zeta(i) \in \mathcal{S}(\lambda)$ with $d(\zeta(i), \gamma(i)) \leq \kappa_0$ for all i and where $\zeta(0) = \tau, \zeta(m) = \sigma$. Then the distance between $\zeta(i)$ and $\zeta(i+1)$ is at most $2\kappa_0 + 1$. On the other hand, up to the action of the mapping class group there are only finitely many pairs (α, β) of train tracks in \mathcal{ST} whose distance is at most $2\kappa_0 + 1$ and which carry a common complete geodesic lamination. Let (α, β) be such a pair and let $\mathcal{CL}(\alpha, \beta)$ be the set of all complete geodesic laminations carried by both α and β . Then $\mathcal{CL}(\alpha, \beta)$ is a non-empty open and closed subset of \mathcal{CL} (Lemma 2.4 of [H05]). By the results in Section 2 of [H05], for every $\nu \in \mathcal{CL}(\alpha, \beta)$ there is a complete train track η which carries ν and is carried by both α, β . Then α, β can be connected to η by a splitting and shifting sequence contained in $\mathcal{S}(\nu)$. The set $U(\eta)$ of complete geodesic laminations which are carried by η is an open subset of $\mathcal{CL}(\alpha, \beta)$, and the splitting and shifting sequences connecting α, β to η are contained in $\mathcal{S}(\zeta)$ for every $\zeta \in U(\eta)$. By compactness of $\mathcal{CL}(\alpha, \beta)$, there are *finitely* many train tracks η_1, \dots, η_k carried by both α and β and such that $\mathcal{CL}(\alpha, \beta) = \cup_{i=1}^k U(\eta_i)$. In other words, there is a number $k(\alpha, \beta) > 0$ such that for every $\nu \in \mathcal{CL}(\alpha, \beta)$ the train tracks $\alpha, \beta \in \mathcal{S}(\nu)$ can be connected in $\mathcal{S}(\nu)$ by an arc of length at most $k(\alpha, \beta)$. By invariance under the action of the mapping class group, this implies that there is a number $\kappa_1 > 0$ not depending on λ such that for every pair $\alpha, \beta \in \mathcal{S}(\lambda)$ with $d(\alpha, \beta) \leq 2\kappa_0 + 1$ we have $d_\lambda(\alpha, \beta) \leq \kappa_1$. As a consequence, we have $d_\lambda(\zeta(i-1), \zeta(i)) \leq \kappa_1$ for all $i \leq m$. But this just means that the distance $d_\lambda(\tau, \sigma)$ in $\mathcal{S}(\lambda)$ between τ and σ is not bigger than $\kappa_1 d(\tau, \sigma)$. In other words, the inclusion $(\mathcal{S}(\lambda), d_\lambda) \rightarrow \mathcal{ST}$ is a κ_2 -quasi-isometry for a constant $\kappa_2 > 0$ not depending on λ . This shows the lemma. \square

Now we are ready to complete the proof of Proposition 3.1. Namely, let $\tau, \sigma \in \mathcal{TT}$ and assume that τ is splittable to σ with a splitting sequence of length $\ell(\tau, \sigma)$. Let $\lambda \in \mathcal{CL}$ be a complete geodesic lamination which is carried by σ . Let $\gamma : [0, m] \rightarrow \mathcal{TT}$ be any geodesic connecting τ to σ . Let $q > 0$ be as in Lemma 3.5; then there is a curve $\tilde{\gamma} : [0, n] \rightarrow \mathcal{S}(\lambda)$ of length $n \leq qm$ connecting τ to σ . However, by Lemma 3.3 the length n of $\tilde{\gamma}$ is not smaller than $\ell(\tau, \sigma)/p$ and therefore we have $\ell(\tau, \sigma) \leq np \leq mpq$. This finishes the proof of Proposition 3.1. \square

4. DENSITY OF SPLITTING SEQUENCES

The main goal of this section is to show the following proposition which together with the results from Section 3 yields the theorem from the introduction.

Proposition 4.1: *There is a number $d > 0$ with the following property. For arbitrary train tracks $\tau, \sigma \in \mathcal{TT}$ there is a train track τ' contained in the d -neighborhood of τ which is splittable to a train track σ' contained in the d -neighborhood of σ .*

For the proof of the proposition, note first that a complementary component C of a recurrent train track σ on S is bounded by a finite number of arcs of class C^1 , called *sides*. Each side either is a closed curve of class C^1 (i.e. the side does not contain any cusp) or an arc of class C^1 with endpoints at two not necessarily distinct cusps of the component. We call a side of C which does not contain cusps a *smooth side* of C . If C is a complementary component of σ whose boundary contains precisely $k \geq 0$ cusps, then the *Euler characteristic* $\chi(C)$ is defined by $\chi(C) = \chi_0(C) - k/2$ where $\chi_0(C)$ is the usual Euler characteristic of C viewed as a topological surface with boundary. Note that the sum of the Euler characteristics of the complementary components of σ is just the Euler characteristic of S . If T is a smooth side of a complementary component C of σ then we mark a point on T which is contained in the interior of a branch of σ . If T is a common smooth side of two distinct complementary components C_1, C_2 of σ then we assume that the marked points on T defined by C_1, C_2 coincide.

A *complete extension* of a recurrent train track σ is a complete train track τ containing σ as a subtrack and whose switches are distinct from the marked points in σ . Such a complete extension τ intersects each complementary component C of σ in an embedded graph. The closure τ_C of $\tau \cap C$ in S is a graph whose univalent vertices are contained in the complement of the cusps and the marked points of the boundary ∂C of C . We call two such graphs τ_C, τ'_C *equivalent* if there is an isotopy of C of class C^1 which fixes the cusps and the marked points in ∂C and which maps τ_C onto τ'_C . The complete extensions τ, τ' of σ are called *σ -equivalent* if for each complementary component C of σ the graphs τ_C and τ'_C are equivalent in this sense. Note that there are σ -equivalent extensions of σ which are not shift equivalent.

For two complete extensions τ, τ' of σ and a complementary component C of σ define the *C -intersection number* $i_C(\tau, \tau')$ to be the minimal number of intersection points contained in C between any two complete extensions η, η' of σ which are σ -equivalent to τ, τ' and with the following additional properties.

- a) A switch v of η is also a switch of η' if and only if v is a switch of σ .
- b) For every intersection point $x \in \eta \cap \eta' \cap C$ there is a branch b of η containing x in its interior and a branch b' of η' containing x in its interior. Moreover, the branches b, b' intersect transversely at x .

We define $i_\sigma(\tau, \tau') = \sum_C i_C(\tau, \tau')$ to be the sum of the C -intersection numbers where C runs through the complementary components of σ . For every number $m > 0$ there is a constant $q(m) > 0$ not depending on σ so that for every complete extension τ of σ the number of σ -equivalence classes of complete extensions τ' of σ with $i_\sigma(\tau, \tau') \leq m$ is bounded from above by $q(m)$.

Let $\sigma < \tau$ be a recurrent train track with complete extension τ . Then there is a *simple geodesic multi-curve* ν on S , i.e. a collection of pairwise disjoint simple

closed geodesics on S , which is carried by σ and such that a carrying map $\nu \rightarrow \sigma$ is surjective [PH92]. We call such a multi-curve *filling* for σ . By Section 2 of [H05] there is a complete geodesic lamination λ which is carried by τ and contains ν as a sublamination. We call λ a *complete τ -extension* of ν . To simplify our notation we do not distinguish between σ as a subset of τ (and hence containing switches of τ which are bivalent in σ) and σ viewed as a subtrack of τ , i.e. the graph from which the bivalent switches not contained in simple closed curve components have been removed. A large branch e of σ defines an embedded trainpath $\rho : [0, m] \rightarrow \tau$, unique up to orientation, whose image is precisely e . We call τ *tight* at e if e is a large branch in τ , i.e. if the length of a large trainpath of τ whose image is e equals one.

A splitting and shifting move transforming a complete train track τ to a complete train track τ' defines a bijection of the branches of τ onto the branches of τ' and therefore inductively, a splitting and shifting sequence connecting a train track τ to a train track τ' defines a bijection $\varphi(\tau, \tau')$ of the branches of τ onto the branches of τ' . Let $q > 0$ be the number of branches of a complete train track τ on S . We have.

Lemma 4.2: *Given a recurrent train track σ and a large branch e in σ , there is an algorithm which modifies a complete extension τ of σ with a splitting and shifting sequence to a complete extension τ' of σ which has the following properties.*

1. τ' is tight at e .
2. Let λ be a complete τ -extension of a σ -filling multicurve; then λ is carried by τ' .
3. If no marked point on a smooth side of a complementary component C of σ is contained in the branch e then τ, τ' are σ -equivalent; otherwise we have $i_\sigma(\tau', \eta) \leq i_\sigma(\tau, \eta) + q^2$ for every complete extension η of σ .

Proof: Let $\sigma < \tau$ be a recurrent subtrack of a complete train track τ as in the lemma. Let λ be a complete τ -extension of a σ -filling multi-curve ν and let e be a large branch of σ . We define inductively an algorithm modifying τ to a train track τ' which is tight at e as follows. If e is a large branch in τ then define $\tau' = \tau$. Otherwise e defines an embedded trainpath $\rho : [0, m] \rightarrow \tau$ on τ of length at least 2. The trainpath ρ is unique up to orientation, and it is large at its endpoints (i.e. its first and last half-branch is large); such a trainpath necessarily contains a large branch [PH92].

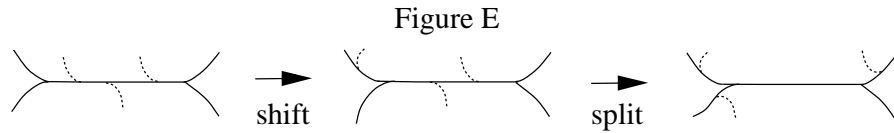
If $\rho[0, 1]$ is a mixed branch then let b be the *neighbor* of σ at the switch $\rho(1)$, i.e. b is the unique branch of $\tau - \sigma$ incident on $\rho(1)$. Let τ_1 be the train track obtained from τ by shifting b backward along $\rho[0, 1]$ across $\rho(0)$ with a single shift. Then τ_1 contains σ as a subtrack, and the large branch e of σ defines an embedded trainpath on τ_1 of length $m - 1$.

Let C be the complementary component of σ containing the branch b of $\tau - \sigma$. Then $\tau_D = (\tau_1)_D$ for every complementary component $D \neq C$ of σ . Moreover, if there is no marked point of σ contained in the branch e then we may assume that the graph τ_C is equivalent to $(\tau_1)_C$; in particular, τ and τ_1 are σ -equivalent.

Otherwise e is contained in a smooth side of σ , and e contains a single marked point. If η is any complete extension of σ then η_C intersects σ in at most q points which are switches of η contained in e . We may assume that these points are distinct from the switch $\rho(1)$ of τ . Up to isotopy preserving the marked point, moving the endpoint of the branch b of τ across the marked point in e increases the intersection of b with each such branch h of η incident on a switch contained in e by at most 1. In other words, we have $i_\sigma(\tau_1, \eta) \leq i_\sigma(\tau, \eta) + q$. The train track τ_1 carries λ and contains σ as a subtrack.

If $\rho[0, 1]$ is a large branch, then consider the branch $\rho[m-1, m]$. If this branch is mixed, then we reverse the orientation of ρ and proceed as before. Otherwise both branches $\rho[0, 1], \rho[m-1, m]$ are large, and the length m of ρ is at least 3. There is a unique choice of a split of τ at $\rho[0, 1]$ so that the split track τ_1 contains σ as a subtrack. This split moves the endpoint of the neighbor of σ at $\rho(1)$ backward along $\rho[0, 1]$ across $\rho(0)$. The split track τ_1 then carries the multi-curve ν . Now either τ_1 is the unique train track which can be obtained from τ by a split at $\rho[0, 1]$ and which carries ν or ν is carried by the train track which is obtained from τ by a split at $\rho[0, 1]$ followed by the removal of the diagonal [PH92]. However, in the second case the multi-curve ν is carried by a proper subtrack of σ which contradicts our assumption that ν fills σ . Therefore, the second possibility does not hold. On the other hand, there is a unique choice of a right or left split of τ at e such that the split track carries λ ; then the split track carries ν and hence it coincides with τ_1 . In other words, τ_1 carries λ and is complete. The neighbor b of σ at the switch $\rho(1)$ of τ is a loser of the split transforming τ to τ_1 . The large branch e of σ defines a large trainpath on τ_1 of length $m-1$. As before, if there is no marked point of σ contained in e then τ_1 and τ are σ -equivalent; otherwise we have $i_\sigma(\tau_1, \eta) \leq i_\sigma(\tau, \eta) + q$ for every complete extension η of σ .

Continue the above procedure with the train track τ_1 . After at most $m \leq q$ steps we obtain a train track τ' which contains σ as a subtrack, is tight at e and carries λ . Moreover, if e does not contain a marked point of σ then τ, τ' are σ -equivalent; otherwise we have $i_\sigma(\tau', \eta) \leq i_\sigma(\tau, \eta) + q^2$ for every complete extension η of σ . Figure E illustrates the algorithm with an example.



□

For train tracks $\sigma < \tau$ as in Lemma 4.2 we call τ' the σ -modification of τ at e . Let τ be a complete train track which carries a simple geodesic multi-curve c . Then c defines a counting measure $\mu(\tau, c)$ on τ by assigning to a branch b of τ the number of connected components of the preimage of b under a carrying map $c \rightarrow \tau$. Define $\omega(\tau, c)$ to be the total mass of $\mu(\tau, c)$, i.e. the sum of the weights of $\mu(\tau, c)$ over all branches of τ . We denote by $\tau(c) \subset \tau$ the subgraph of τ of all branches of positive $\mu(\tau, c)$ -weight, i.e. of all branches in the image of c under a carrying map. Note that $\tau(c)$ is a recurrent subtrack of τ and hence either it is a disjoint union

of simple closed curves which define the multicurve c or it contains a large branch (see [PH92]).

Now let more specifically Q be a pants decomposition of S which is carried by a complete train track τ . Then a simple closed curve contained in a complementary component C of $\tau(Q)$ does not intersect any pants curve from Q . As a consequence, if C is not simply connected, then a simple closed curve in C which is neither contractible nor freely homotopic into a puncture in the interior of C is freely homotopic to a pants curve from the decomposition Q . Since the Euler characteristic of C is not smaller than -1 , a complementary component of $\tau(Q)$ is of one of the following seven types, where in our terminology, a pair of pants can be a disc with two punctures or an annulus with one puncture or a planar surface of Euler characteristic -1 and three boundary circles.

1. A *triangle*, i.e. a disc with three cusps at the boundary.
2. A *quadrangle*, i.e. a disc with four cusps at the boundary.
3. An annulus with one cusp at the boundary.
4. An annulus with two cusps at the boundary.
5. A pair of pants with no cusps at the boundary.
6. A once punctured disc with one cusp at the boundary.
7. A once punctured disc with two cusps at the boundary.

Note that if C is a complementary component of $\tau(Q)$ which is an annulus then $\tau(Q)$ carries a simple closed curve freely homotopic to the center core curve of the annulus. Therefore, if the boundary of C contains two cusps then these cusps are contained in the same boundary component, i.e. one of the boundary components of C is a smooth circle. In other words, every complementary component of type 4 is of the more restricted following type.

- (4') An annulus with one smooth boundary component and one boundary component containing two cusps.

We call a train track *semi-large* if each of its complementary components is of type 1, 2, 3, 4', 5, 6, 7 (note however that a large train track in the sense of [MM99] need not be semi-large in our terminology).

Let again Q be a pants decomposition. Call a complete geodesic lamination λ *special* for Q if Q is the collection of minimal components of λ and if for any two boundary circles $c_1 \neq c_2$ of a complementary component C of $S - Q$ there is a leaf of λ spiraling from one side about c_1 and from the other side about c_2 . A special lamination for Q is determined uniquely by these requirements up to the choice of an orientation for each of the components c of Q , i.e. up to the choice of a spiraling direction for λ about c (see [H05]). Note that every train track in special standard form for a framing of S with pants decomposition Q carries precisely one special geodesic lamination for Q , and every train track on S which contains Q as a subtrack and carries a special geodesic lamination λ for Q is shift equivalent to a train track in special standard form for a framing with pants decomposition Q .

The following lemma follows immediately from the work of Penner and Harer [PH92].

Lemma 4.3: *Let F be a framing for S with pants decomposition P . Let Q be a second pants decomposition; then there is a train track σ which carries Q and such that every train track in standard form for F which carries a special geodesic lamination for Q contains σ as a subtrack.*

Proof: Let F be a framing for S with pants decomposition P and let Q be a second pants decomposition. Let S_0 be a pair of pants for the decomposition P with boundary circles $\gamma_i \in P$ (the number of these circles is contained in $\{1, 2, 3\}$). Recall that the *intersection number* between two simple multi-curves is the minimal number of intersection points between any two representatives of their free homotopy classes. For each i let $n(\gamma_i)$ be the intersection number between Q and γ_i . Note that since P, Q are both pants decompositions for S , either $n(\gamma_i) > 0$ or γ_i is a component of Q . There is up to isotopy a unique configuration of simple arcs in S_0 which realizes these intersection numbers, and for this configuration there is a unique isotopy class of a train track (with stops) in S_0 which carries this configuration and can be obtained from a standard model as shown in Figure C by removing some of the branches. These train tracks with stops can be glued to connectors obtained from the standard models shown in Figure D by removing some of the branches to yield a train track σ which carries Q and such that Q fills σ . It is immediate from the construction that a complete train track in standard form for F carrying a special lamination for Q is an extension of σ . \square

We use this to show.

Lemma 4.4: *There is a number $\kappa > 0$ with the following properties. Let F be a framing for S and let Q be any pants decomposition of S ; then there is a set \mathcal{D} of complete train tracks in standard form for some framing with pants decomposition Q with the following properties.*

1. *Every special lamination for Q is carried by some train track in the collection \mathcal{D} .*
2. *The diameter of \mathcal{D} in \mathcal{TT} is at most κ .*
3. *For every $\eta \in \mathcal{D}$ there is a train track τ in standard form for F which carries η .*

Proof: By the above discussion, it suffices to show the existence of a number $\chi > 0$ with the following properties. Let F be a framing of S and let Q be any pants decomposition of S . Then for every special lamination λ for Q there is a complete train track $\tau_1(\lambda)$ which carries λ , which contains Q as a subtrack and which is carried by a train track $\tau_0(\lambda)$ in standard form for F . Moreover, for every other special lamination λ' for Q we have $i_Q(\tau_1(\lambda), \tau_1(\lambda')) \leq \chi$.

Thus let F be a framing for S with pants decomposition P , let Q be a second pants decomposition and let λ, λ' be two special geodesic laminations for Q . By Proposition 3.4, there are unique train tracks τ, τ' in standard form for F which carry λ, λ' ; in particular, τ, τ' carry Q . Let as above $\tau(Q), \tau'(Q)$ be the subset of τ, τ' of all branches of positive Q -weight, viewed both as a subset and a subtrack of τ, τ' . By Lemma 4.3, the train tracks $\tau(Q), \tau'(Q)$ are isotopic, and $i_{\tau(Q)}(\tau, \tau')$ is bounded from above by a universal constant.

Note first that if $\tau(Q) = Q$ is a union of simple closed curves then τ is shift equivalent to a train track in special standard form for a framing F' of S with pants decomposition Q since τ carries a special lamination λ for Q . Thus since $\tau(Q)$ is independent of the special lamination λ for Q , in this case the claim of the lemma is obvious. Therefore we may assume that $\tau(Q)$ contains a large branch.

Let e be any large branch of $\tau(Q)$ and let τ_1, τ'_1 be the $\tau(Q)$ -modifications of τ, τ' at e . Then e is a large branch in τ_1, τ'_1 and there is a unique split τ_2, τ'_2 of τ_1, τ'_1 at e so that the split track carries λ, λ' and hence Q . Note that the Q -weight in τ_2 of the diagonal $\varphi(\tau_1, \tau_2)(e)$ of the split is strictly smaller than the Q -weight of the branch e in τ_1 , and the Q -weight of a branch $b \neq e$ in τ_1 equals the Q -weight of its image $\varphi(\tau_1, \tau_2)(e)$ in τ_1 . Consequently we have $\omega(\tau_2, Q) < \omega(\tau_1, Q)$. We call the modification of τ to τ_2 a *move* at e , and we distinguish three types of moves.

Type 1: The branch e is not contained in a smooth side of a complementary component C of $\tau(Q)$ and $\tau_2(Q)$ is obtained from $\tau(Q) = \tau_1(Q)$ by a *split* at e .

Then the choice of a right or left split of τ_1 at e is uniquely determined by the requirement that the split track carries Q . In other words, we necessarily have $\tau_2(Q) = \tau'_2(Q)$. There is a natural bijection ψ from the complementary components of $\tau_1(Q)$ onto the complementary components of $\tau_2(Q)$. Namely, we may assume that outside a small neighborhood U of e the train tracks $\tau_1(Q)$ and $\tau_2(Q)$ coincide; the bijection ψ is then chosen to be induced by the identity of $S - U$. The bijection ψ preserves the types of the complementary components and induces an orientation preserving bijection of their sides. Thus for every complementary component C of $\tau_1(Q)$ there is a diffeomorphism of C onto the complementary component $\psi(C)$ of $\tau_2(Q)$ which extends to a continuous map of the boundary ∂C of C onto the boundary $\partial\psi(C)$ of $\psi(C)$ respecting the cusps and the marked points. Since $\tau_1 - \tau_1(Q)$ does not intersect U , the intersection $\tau_2 \cap \psi(C)$ is equivalent to $\psi(\tau_1 \cap C)$ in the above defined sense. Together with Lemma 4.2 this shows that $i_{\tau_2(Q)}(\tau_2, \tau'_2) = i_{\tau(Q)}(\tau, \tau')$.

Type 2: The branch e is contained in a smooth side T of a complementary component C of $\tau(Q)$ and $\tau_2(Q)$ is obtained from $\tau(Q) = \tau_1(Q)$ by a split.

In this case the side T of C equipped with any parametrization is freely homotopic to a pants curve of Q and $\tau_2(Q) = \tau'_2(Q)$. Since T is an embedded circle in $\tau(Q)$, there is a simple closed trainpath $\rho : [0, s] \rightarrow T \subset \tau(Q)$ with $\rho[1, 2] = e$ and such that with respect to the orientation of S and the orientation of ρ the branches b_1, b_2 of $\tau(Q) - T$ incident on $\rho(1), \rho(2)$ lie on the same side of $\rho[0, s] = T$. In other words, $\tau(Q) = \tau_1(Q)$ contains both a loser and a winner of the split from τ_1 to τ_2 . In particular, if $k < q$ is the number of branches of τ which are incident on switches in T , then the number of branches of τ_2 which are incident on switches contained in T equals $k - 1$. The component C of $S - \tau_1(Q)$ is also a component of $S - \tau_2(Q)$. By Lemma 4.2 we have $i_C(\tau_C, (\tau'_1)_C) \leq i_C(\tau, \tau') + q^2$. Similarly, the intersection number $i_C((\tau_1)_C, (\tau'_1)_C)$ does not exceed $i_C(\tau_C, (\tau'_1)_C) + q^2$. As a consequence, we have $i_{\tau_2(Q)}(\tau_2, \tau'_2) = i_{\tau_1(Q)}(\tau_1, \tau'_1) \leq i_{\tau(Q)}(\tau, \tau') + 2q^2$.

Type 3: $\tau_2(Q)$ is obtained from $\tau_1(Q)$ by a *collision*, i.e. a split followed by the removal of the diagonal of the split.

Then the number of branches of $\tau_2(Q)$ is strictly smaller than the number of branches of $\tau_1(Q)$. The diagonal d of the split is a small branch of τ_2 which is contained in a complementary component C of $\tau_2(Q)$ and attached at both endpoints to a side of C . By symmetry, $\tau'_2(Q)$ is the collision of $\tau'_1(Q)$, i.e. $\tau'_2(Q) = \tau_2(Q)$ up to isotopy; we denote the diagonals of the split of τ_1, τ'_1 by d, d' . There are now two possibilities. The first possibility is that the branches d, d' cut the complementary component C of $\tau_2(Q) = \tau'_2(Q)$ into two distinct connected components C_1, C_2 . Then the Euler characteristic of C equals the sum of the Euler characteristics of the components C_1, C_2 and hence since the Euler characteristic of any complementary component equals $-1/2$ or -1 , the components C_1, C_2 are either triangles or once punctured monogons or annuli with one cusp at the boundary. The number of cusps of the resulting component C equals the sum of the number of cusps of C_1, C_2 minus 2. A smooth boundary component of C_i defines a smooth boundary component of C . Mark an arbitrary point on any smooth boundary component of C which is not a component of C_1 or C_2 and is not a switch of either τ_2 or τ'_2 ; note however that such a circle only exists if we glue two annuli with one cusp at the boundary, i.e. if the component C is a pair of pants. By construction, we have $i_{\tau_2(Q)}(\tau_2, \tau'_2) \leq i_{\tau(Q)}(\tau, \tau') + 2q^2 + 1$. The second possibility is that the result of cutting C along d, d' is connected. Then the Euler characteristic of C coincides with the Euler characteristic of the component $C-d$ in $\tau_1(Q)$. As before, we mark a point on each of the smooth sides of C newly arising from the glueing and which is neither a switch of τ_2 nor of τ'_2 . As before, we have $i_{\tau_2(Q)}(\tau_2, \tau'_2) \leq i_{\tau(Q)}(\tau, \tau') + 2q^2 + 1$.

We continue this procedure with a large branch in $\tau_2(Q)$. Since the weight of Q on any train track which carries Q is integral, we obtain with at most $\omega(\tau, Q)$ moves two splitting and shifting sequences $\{\tau_i\}_{0 \leq i \leq s}$ and $\{\tau'_i\}_{0 \leq i \leq s}$ connecting $\tau = \tau_0, \tau' = \tau'_0$ to a train track τ_s, τ'_s so that $\tau_s(Q) = \tau'_s(Q)$ does not contain any large branch. But this just means that $\tau_s(Q) = Q$ as a set. In particular, since the lamination λ, λ' is carried by τ_s, τ'_s and is special for Q , the train tracks τ_s, τ'_s are shift equivalent to train tracks η, η' in standard form for a framing G, G' with pants decomposition Q . Now by our above consideration, a move of type one does not change the relative intersection number between our train tracks. A move of type 2 and type 3 only increases this intersection number by a uniformly bounded amount, and the number of these moves is uniformly bounded. But this just means that the intersection number $i_Q(\eta, \eta')$ and hence the distance in \mathcal{TT} between η, η' is uniformly bounded independent of the framing F and the pants decomposition Q . Since λ, λ' were arbitrarily chosen special laminations for Q the lemma follows. \square

Now we are ready to complete the proof of Proposition 4.1 from the introduction. For this note as before (compare the discussion in the proof of Lemma 3.5) that there is a number $d_1 > 0$ and for every train track $\eta \in \mathcal{TT}$ there is a framing F for S depending on η such that the distance between η and any train track in standard form for F is at most d_1 .

Let τ, σ be any complete train tracks on S . Choose framings F, G for S such that the distance between τ, σ and any train track in standard form for F, G is bounded from above by d_1 . Let Q be the pants decomposition of G . Then every train track in special standard form for a framing with pants decomposition Q can be obtained from a train track in special standard form for G by *Dehn twists* along the pants

curves of Q . For a special lamination λ for Q denote by ν_λ the unique train track in standard form for G which carries λ . By Lemma 4.4 there is a Dehn-twist g_λ about the pants curves of Q with the property that the train track $g_\lambda(\nu_\lambda)$ is carried by a train track in standard form for F . Moreover, if λ' is another special lamination for Q then by Lemma 4.4 the length of the word $g_\lambda \circ g_{\lambda'}^{-1}$ in the standard generators for the free abelian group of Dehn twists about the pants curves of Q is bounded from above by a universal number $\ell > 0$.

Let $g = g_\lambda$ for any fixed special lamination λ for Q . There is a special lamination ζ for Q such that the train track ν_ζ in special standard form for Q is collapsible to $g(\nu_\zeta)$. The spiraling direction about each pants curves γ from the pants decomposition Q of the special lamination ζ for Q is determined by g if g contains a non-trivial Dehn twist about γ , and it can be arbitrarily chosen otherwise. But this just means that the train track $g(\nu_\zeta)$ is splittable to ν_ζ , and the train track $g_\zeta(\nu_\zeta)$ is splittable to $g^{-1}g_\zeta(\nu_\zeta)$. Now the Dehn twist $g^{-1}g_\zeta$ can be written as a word of uniformly bounded length in the standard generators of the free abelian group of Dehn twists about the pants curves of Q and therefore the distance in \mathcal{TT} between the train tracks ν_ζ and $g^{-1}g_\zeta(\nu_\zeta)$ is bounded from above by a universal constant. In other words, there is a train track σ in standard form for F which carries a train track η contained in a uniformly bounded neighborhood of a train track in standard form for G . By Lemma 4.4 of [H05] this then implies that a train track in standard form for F is splittable to a train track contained in a uniformly bounded neighborhood of a train track in standard form for G . This completes the proof of our proposition. \square

As a corollary, we obtain the theorem from the introduction. Recall that we call a subsurface $S_0 \subset S$ essential if the inclusion $S_0 \rightarrow S$ induces an injection of fundamental groups.

Corollary 4.5: *Let $S_0 \subset S$ be an essential subsurface with mapping class group $\mathcal{M}(S_0)$. Then the inclusion $\mathcal{M}(S_0) \rightarrow \mathcal{M}(S)$ is a quasi-isometric embedding.*

Proof: Let $S_0 \subset S$ be an essential subsurface; we may assume that S_0 is connected. Then $S_0 \subset S$ is a bordered subsurface and there is a finite collection $\gamma_1, \dots, \gamma_s$ of pairwise disjoint simple closed curves on S such that the surface which we obtain by cutting S open along γ_i has S_0 as a connected component. If S_0 is homeomorphic to an annulus then $s = 2$ and γ_1, γ_2 are freely homotopic; otherwise we may assume that the curves γ_i are pairwise not freely homotopic, i.e. we may assume that $\gamma_1, \dots, \gamma_s$ form a geodesic multicurve. Note that a single component γ_i may give rise to two distinct boundary components of S_0 .

Choose a pants decomposition P containing this multicurve. Then every complete train track τ on S_0 in standard form for a framing of S_0 with pants decomposition $P \cap S_0$ is a subtrack of a complete train track in standard form for a framing with pants decomposition P , and $\tau' - \tau$ can be chosen independent of τ . Via this identification, the directed graph \mathcal{TT}_0 of complete train tracks for S_0 can be viewed as a subgraph of the directed graph \mathcal{TT} of complete train tracks on S . Moreover, every splitting and shifting sequence for train tracks on S_0 can be viewed as a splitting sequence on S . Since splitting sequences are uniform quasi-geodesics

for both S_0 and S , there is a constant $c > 0$ such that the distance in \mathcal{TT}_0 between any two points $\tau, \sigma \in \mathcal{TT}_0$ which can be connected by a splitting sequence is not bigger than $cd(\tau, \sigma)$ where d is the distance in \mathcal{TT} . From this and Proposition 4.1 the corollary follows. \square

Acknowledgement: I am deeply indepted to Lee Mosher for pointing out a mistake in an earlier version of this note and for informing me that the theorem stated in the introduction is due to Masur and Minsky [MM00].

REFERENCES

- [CEG87] R. Canary, D. Epstein, P. Green, *Notes on notes of Thurston*, in “Analytical and geometric aspects of hyperbolic space”, edited by D. Epstein, London Math. Soc. Lecture Notes 111, Cambridge University Press, Cambridge 1987.
- [CB88] A. Casson with S. Bleiler, *Automorphisms of surfaces after Nielsen and Thurston*, Cambridge University Press, Cambridge 1988.
- [FLM01] B. Farb, A. Lubotzky, Y. Minsky, *Rank one phenomena for mapping class groups*, Duke Math. J. 106 (2001), 581-597.
- [FLP91] A. Fathi, F. Laudenbach, V. Poénaru, *Travaux de Thurston sur les surfaces*, Astérisque 1991.
- [H05] U. Hamenstädt, *Geometry of the mapping class groups I: Boundary amenability*, arXiv:math.GR/0510116.
- [Har86] J. Harer, *The virtual cohomological dimension of the mapping class group of an oriented surface*, Invent. Math. 84 (1986), 157-176.
- [Hat91] A. Hatcher, *On triangulations of surfaces*, Topology Appl. 40 (1991), 189-194.
- [I02] N. V. Ivanov, *Mapping class groups*, Chapter 12 in Handbook of Geometric Topology (Editors R.J. Daverman and R.B. Sher), Elsevier Science (2002), 523-633.
- [MM99] H. Masur, Y. Minsky, *Geometry of the complex of curves I: Hyperbolicity*, Invent. Math. 138 (1999), 103-149.
- [MM00] H. Masur, Y. Minsky, *Geometry of the complex of curves II: Hierarchical structure*, GAFA 10 (2000), 902-974.
- [M03] L. Mosher, *Train track expansions of measured foliations*, unpublished manuscript.
- [O96] J. P. Otal, *Le Théorème d’hyperbolisation pour les variétés fibrées de dimension 3*, Astérisque 235, Soc. Math. Fr. 1996.
- [PH92] R. Penner with J. Harer, *Combinatorics of train tracks*, Ann. Math. Studies 125, Princeton University Press, Princeton 1992.
- [T79] W. Thurston, *Three-dimensional geometry and topology*, unpublished manuscript.

MATHEMATISCHES INSTITUT DER UNIVERSITÄT BONN
BERINGSTRASSE 1, D-53115 BONN, GERMANY