

# THE SCHWARZIAN DERIVATIVE AND MEASURED LAMINATIONS ON RIEMANN SURFACES

DAVID DUMAS

**ABSTRACT.** A holomorphic quadratic differential on a hyperbolic Riemann surface has an associated measured foliation, which can be straightened to yield a measured geodesic lamination. On the other hand, a quadratic differential can be considered as the Schwarzian derivative of a  $\mathbb{CP}^1$  structure, to which one can naturally associate another measured geodesic lamination (using grafting).

We compare these two relationships between quadratic differentials and measured geodesic laminations, each of which yields a homeomorphism  $\mathcal{ML}(S) \rightarrow Q(X)$  for each conformal structure  $X$  on a compact surface  $S$ . The main result is that the difference between these two maps is bounded by a constant depending only on  $X$ .

Our main tools include a decomposition of the Schwarzian derivative of a projective structure using the Osgood-Stowe Schwarzian tensor, and analytic estimates for the Thurston metric of a  $\mathbb{CP}^1$  structure obtained by analyzing its curvature form.

## CONTENTS

1. Introduction	2
2. Conformal metrics and tensors	5
3. The Hubbard-Masur construction	6
4. Grafting and $\mathbb{CP}^1$ structures	7
5. The Thurston metric and grafting differential	9
6. The Schwarzian derivative and Schwarzian tensor	11
7. Decomposition of the Schwarzian	13
8. NPC conformal metrics	14
9. Regularity and compactness for NPC metrics	16
10. Curvature of the Thurston metric	20
11. The Schwarzian tensor of the Thurston metric	24
12. Applications: Holonomy and Fuchsian $\mathbb{CP}^1$ structures	26
13. Applications: Compactification of $P(X)$ and $\mathcal{P}(S)$	30
References	34

---

*Date:* October 17, 2005.

2000 *Mathematics Subject Classification.* Primary 30F60; Secondary 30F45, 53C21, 57M50.

The author was partially supported by an NSF Postdoctoral Research Fellowship.

## 1. INTRODUCTION

In this paper we compare two natural homeomorphisms between the vector space  $Q(X)$  of holomorphic quadratic differentials on a compact Riemann surface  $X$  and the  $PL$ -manifold  $\mathcal{ML}(S)$  of measured laminations on the differentiable surface  $S$  underlying  $X$ .

The first of these two homeomorphisms is a product of 2-dimensional geometry—specifically, the theory of measured foliations on Riemann surfaces. A holomorphic quadratic differential on  $X$  defines a measured foliation whose leaves are its horizontal trajectories [Str]. Hubbard and Masur showed that each equivalence class of measured foliations is obtained uniquely in this way, so that the resulting map from  $Q(X)$  to the space  $\mathcal{MF}(S)$  of equivalence classes of measured foliations is a homeomorphism.

On the other hand, to a measured foliation one can associate a measured geodesic lamination having the same intersection properties with simple closed curves. Thurston showed that the resulting map  $\mathcal{MF}(S) \rightarrow \mathcal{ML}(S)$  is a homeomorphism (see [Lev] for a detailed treatment). Combining this homeomorphism and the Hubbard-Masur map, we obtain a homeomorphism  $\phi_F : \mathcal{ML}(S) \rightarrow Q(X)$ , which we call the *foliation map*.

We will compare this map to another homeomorphism between  $\mathcal{ML}(S)$  and  $Q(X)$  arising in the theory of complex projective ( $\mathbb{CP}^1$ ) structures on Riemann surfaces. Let  $P(X)$  denote the space of marked  $\mathbb{CP}^1$  surfaces with underlying Riemann surface  $X$ . It is a classical result that taking the Schwarzian derivatives of the chart maps induces a homeomorphism  $P(X) \rightarrow Q(X)$ , providing a complex-analytic parameterization of this moduli space.

Using Thurston's theory of  $\mathbb{CP}^1$  structures and a result of Scannell and Wolf on grafting, one can obtain a more hyperbolic-geometric description of  $P(X)$ , leading to a homeomorphism  $P(X) \rightarrow \mathcal{ML}(S)$ . Here the lamination  $\lambda \in \mathcal{ML}(S)$  associated to a projective structure  $Z \in P(X)$  records the bending of a locally convex pleated plane in  $\mathbb{H}^3$  that is the “convex hull” of the development of  $\tilde{Z}$  to  $\mathbb{CP}^1$  [KT].

As before we combine the two homeomorphisms to obtain a homeomorphism  $\phi_T : \mathcal{ML}(S) \rightarrow Q(X)$ , which we call the *Thurston map*.

Our goal is to show that in spite of the lack of any apparent geometric relationship between measured foliations and complex projective structures, the resulting maps  $\phi_F$  and  $\phi_T$  are essentially the same (up to normalization), having only bounded difference:

**Theorem 1.1.** *Fix a conformal structure  $X$  on a compact surface  $S$ . Then for all  $\lambda \in \mathcal{ML}(S)$ , the foliation map  $\phi_F : \mathcal{ML}(S) \rightarrow Q(X)$  and the Thurston map  $\phi_T : \mathcal{ML}(S) \rightarrow Q(X)$  satisfy*

$$\|2\phi_T(\lambda) - \phi_F(\lambda)\|_{L^1(X)} = O(1)$$

where the implicit constant depends only on  $X$ .

**The Schwarzian derivative.** The constructions used to define the foliation map  $\phi_F$  and the Thurston parameterization of  $\mathbb{CP}^1$  structures are essentially geometric, and can be understood as part of the rich interplay between the theory of Riemann surfaces and hyperbolic geometry in two and three dimensions. The Schwarzian derivative seems more analytic than geometric, however, and relating the quadratic differential obtained from the charts of a  $\mathbb{CP}^1$  structure (using the Schwarzian) to geometric data accounts for a significant part of the proof of Theorem 1.1.

Relationships between the Schwarzian derivative and geometry have been explored by a number of authors, using curvature of curves in the plane [Fla] [CDO2], curvature of surfaces in hyperbolic space [Eps], Lorentzian geometry [DO] [OT], and osculating Möbius transformations [Thu] [And]. Furthermore, there are a number of different ways to generalize the classical Schwarzian derivative to other kinds of maps, more general domain and range spaces, or both (e.g. [Ahl] [GF] [BO]).

The proof of Theorem 1.1 turns on the decomposition of the Schwarzian derivative of a  $\mathbb{CP}^1$  structure into a sum of two parts (Theorem 7.1), one of which is manifestly geometric, and another which is “small”, having norm bounded by a constant depending only on  $X$ . This decomposition is a product of the Osgood-Stowe theory of the Schwarzian *tensor*—a particular generalization of the Schwarzian derivative that measures the difference between two conformally equivalent Riemannian metrics [OS]. Much as the Schwarzian derivative of a composition of holomorphic maps can be decomposed using the cocycle property (or “chain rule”), the Schwarzian tensor allows us to decompose the quadratic differential associated to a  $\mathbb{CP}^1$  structure by finding a conformal metric that interpolates those of the domain and range of the projective charts. In our case, the appropriate interpolating metric is the *Thurston metric* associated to a grafted surface, which is a sort of Kobayashi metric in the category of  $\mathbb{CP}^1$  surfaces (see §5).

We apply this decomposition of the Schwarzian to  $\phi_T(\lambda)$ , the Schwarzian derivative of the  $\mathbb{CP}^1$  structure on  $X$  with grafting lamination  $\lambda \in \mathcal{ML}(S)$ . The two terms from this decomposition of are then analyzed separately, ultimately leading to a proof of Theorem 1.1.

**Harmonic maps.** The first part of the decomposition of  $\phi_T(\lambda)$  is the *grafting differential*  $\Phi(\lambda)$ , a non-holomorphic quadratic differential on  $X$  whose trajectories foliate the grafted part of the  $\mathbb{CP}^1$  structure. The grafting differential can also be defined as (a multiple of) the Hopf differential of the *collapsing map* of the  $\mathbb{CP}^1$  structure, which is a generalization of the retraction of a set in  $\mathbb{CP}^1$  to the boundary of the hyperbolic convex hull of its complement.

Using harmonic maps techniques, it was shown in [D3] that the grafting differential and Hubbard-Masur differential for any lamination  $\lambda$  have bounded difference (with respect to the  $L^1$  norm), i.e.

$$\|\Phi(\lambda) - \phi_F(\lambda)\|_{L^1(X)} = O(1),$$

where the upper bound depends only on the topological type of  $X$  (cf. Theorem 5.3). Geometrically, this makes sense: the grafting differential is holomorphic where it is nonzero, which is most of  $X$  when  $\lambda$  is large (see Figure 2 in §10); thus it should be close to the unique holomorphic differential  $\phi_F(\lambda)$  with the same trajectory structure.

**Analytic methods.** The second part of the decomposition of  $\phi_T(\lambda)$  is the Schwarzian tensor of the Thurston metric of the  $\mathbb{CP}^1$  structure relative to the hyperbolic metric of  $X$ . We complete the proof of Theorem 1.1 by showing that this non-holomorphic quadratic differential is bounded, using analysis and the properties of the Thurston metric.

Essential to this bound is the fact that the Schwarzian tensor of a conformal metric (relative to any fixed background metric) depends only on the 2-jet of its density function, and thus the norm of this tensor is controlled by the norm of the density function in an appropriate Sobolev space. Using standard elliptic theory, it then actually enough to bound the Laplacian of the density function, which is essentially the curvature 2-form of the Thurston metric.

On the other hand, the curvature of the Thurston metric can be understood using the measured lamination  $\lambda$  and the properties of grafting. We ultimately show that the Thurston metric's curvature is concentrated near a finite set of points, except for an exponentially small portion that may diffuse into the rest of  $X$ . This is enough to bound the Schwarzian tensor on a hyperbolic disk of definite size, and then, using a compactness argument, on all of  $X$ .

### Outline of the paper.

§2 presents some background material on conformal metrics and tensors on Riemann surfaces, which are the main objects of study in the proof of Theorem 1.1.

§3 describes the Hubbard-Masur construction of a homeomorphism between  $Q(X)$  and  $\mathcal{ML}(S)$ , and the associated *foliation map*  $\phi_F : \mathcal{ML}(S) \rightarrow Q(X)$ .

§4 describes another connection between  $\mathcal{ML}(S)$  and  $Q(X)$  using Thurston's theory of grafting and  $\mathbb{CP}^1$  structures on Riemann surfaces and results of Scannell-Wolf on grafting. The result is the *Thurston map*  $\phi_T : \mathcal{ML}(S) \rightarrow Q(X)$ .

§5 continues our study of grafting and projective structures by introducing the *Thurston metric* and the *grafting differential*. These natural geometric objects are analogous to the singular Euclidean metric and the holomorphic quadratic differential that arise in the Hubbard-Masur construction.

§6 introduces the Osgood-Stowe Schwarzian tensor, a generalization of the Schwarzian derivative that we use to relate the Schwarzian of a projective structure to the analytic properties of conformal metrics.

§7 establishes a decomposition of the Schwarzian of a projective structure (Theorem 7.1) into the sum of the grafting differential and a term that

involves derivatives of the Thurston metric. This decomposition is the main conceptual step toward the proof of the main theorem.

§§8-9 begin our analytic study of the Thurston metric by deriving certain regularity properties of nonpositively curved conformal metrics on Riemann surfaces (of which the Thurston metric is an example).

§10 contains the main analytic estimate for the Thurston metric (Theorem 10.2), which says that its curvature is concentrated near a finite set of points, except for a part that is exponentially small in an  $L^p$  sense.

§11 applies Theorem 10.2 and standard results in elliptic PDE to bound the Schwarzian tensor of the Thurston metric relative to the hyperbolic metric (the second of the two terms in the decomposition from Theorem 7.1). Once this bound is established, Theorem 1.1 follows easily.

The final two sections of the paper describe applications of Theorem 1.1.

§12 applies Theorem 1.1 to the study of the holonomy representations of  $\mathbb{CP}^1$  structures on a Riemann surface  $X$ . We show that the *Fuchsian centers*, which are distinguished points within islands of quasi-Fuchsian holonomy in  $P(X)$ , lie within bounded distance of Jenkins-Strebel differentials. Numerical experiments illustrating this effect are also detailed.

§13 describes how Theorem 1.1 can be used to relate a compactification of  $P(X)$  using the Schwarzian derivative to the limiting behavior of Thurston's grafting coordinates. The result is an extension of the main theorem in [D3], which describes the boundary of  $P(X)$  in  $\overline{\mathcal{ML}(S)} \times \overline{\mathcal{T}(S)}$  using the *antipodal map*  $i_X : \mathbb{P}\mathcal{ML}(S) \rightarrow \mathbb{P}\mathcal{ML}(S)$ .

**Acknowledgements.** I would like to thank Bob Hardt, Curt McMullen, and Mike Wolf for stimulating discussions related to this work, which was completed while I was a postdoctoral fellow at Rice University.

**Notational conventions.** In what follows,  $X$  denotes a compact (except in §12) hyperbolic Riemann surface of genus  $g$ , and  $S$  its underlying differentiable surface. The expression  $C(X)$  represents an unspecified constant that depends only on the conformal structure  $X$ , but not always the same constant.

## 2. CONFORMAL METRICS AND TENSORS

We briefly recall some constructions related to conformal metrics and tensors on Riemann surfaces that will be used in the sequel. On a fixed compact Riemann surface  $X$ , choose a complex line bundle  $\Sigma$  with  $\Sigma^2 = K_X$ . This allows us to define the bundle  $S_{i,j} = S_{i,j}(X)$  of differentials of type  $(i,j)$  for all  $(i,j) \in (\frac{1}{2}\mathbb{Z})^2$ :

$$S_{i,j} = \Sigma^{2i} \bar{\Sigma}^{2j}$$

We will be most interested in  $S_{\frac{1}{2},\frac{1}{2}}$ , whose sections include *conformal metrics* on  $X$ , which in a coordinate chart have the form

$$\rho(z) |dz|$$

where  $\rho$  is a nonnegative function. Such a conformal metric determines length and area functions,

$$\begin{aligned}\ell(\gamma, \rho) &= \int_{\gamma} \rho \quad \text{where } \gamma : [0, 1] \rightarrow X \\ A(\Omega, \rho) &= \int_{\Omega} \rho^2 \quad \text{where } \Omega \subset X\end{aligned}$$

which, modulo sufficient regularity and positivity of  $\rho$ , make  $X$  into a geodesic metric space. The properties of a particular class of these metrics will be studied further in §§8-9.

The  $L^p$  norm of a section of  $S_{i,j}$  is well-defined independent of any background metric on  $X$  when  $p(i+j) = 2$ . For example, the  $L^2$  norm on  $S_{\frac{1}{2}, \frac{1}{2}}$  corresponds to the area of a conformal metric. Given a conformal metric  $\rho \in L^2(S_{\frac{1}{2}, \frac{1}{2}})$ , we can also define the  $L^p$  norm of a section  $\xi$  of  $S_{i,j}$  with respect to  $\rho$ :

$$\|\xi\|_{L^p(S_{i,j}, \rho)} = \int_X |\xi|^p \rho^{2-p(i+j)}.$$

A pullback construction will provide most of our examples of conformal metrics; specifically, given a smooth map  $f : X \rightarrow (M, g)$ , where  $M$  is a Riemannian manifold, the pullback metric  $f^*(g)$  need not lie in the conformal class of  $X$ , however it can be decomposed relative to this conformal structure as follows:

$$f^*(g) = \Phi(f) + \rho(f)^2 + \overline{\Phi(f)}$$

Here  $\Phi(f) \in \Gamma(S_{2,0})$  is the *Hopf differential* of  $f$  and  $\rho(f) \in \Gamma(S_{\frac{1}{2}, \frac{1}{2}})$  is a conformal metric that is the “isotropic part” of the pullback of the line element of  $g$ . Of course the smoothness assumption on  $f$  may be relaxed considerably; the natural regularity class for our purposes is the space  $W^{1,2}(X, M)$  of Sobolev maps into  $M$  with  $L^2$  derivatives. For such maps, the resulting conformal metric  $\rho$  is in  $L^2(S_{\frac{1}{2}, \frac{1}{2}})$  and the Hopf differential  $\Phi$  lies in  $L^1(S_{2,0})$ .

### 3. THE HUBBARD-MASUR CONSTRUCTION

In this section we review the first of two relationships between measured laminations and quadratic differentials that we will explore. A result of Hubbard and Masur is essential to this relationship.

Let  $Q(X) \subset L^1(S_{2,0}(X))$  denote the space of holomorphic quadratic differentials on  $X$ . Each differential  $\phi \in Q(X)$  has an associated (singular) measured foliation  $\mathcal{F}(\phi)$  whose leaves integrate the distribution of vectors  $v \in TX$  satisfying  $\phi(v) \geq 0$ . There is also a well-known homeomorphism  $\mathcal{MF}(S) \simeq \mathcal{ML}(S)$  between the spaces of (measure equivalence classes of) measured foliations and measured geodesic laminations on a hyperbolic surface. Roughly speaking, to obtain a lamination from a measured foliation,

one replaces the nonsingular leaves of the foliation with geodesic representatives for the hyperbolic metric on  $X$  (for a detailed account, see [Lev]). Thus we obtain a map  $\Lambda : Q(X) \rightarrow \mathcal{ML}(S)$ .

Hubbard and Masur showed that  $\mathcal{F}$  (and thus also  $\Lambda$ ) is a homeomorphism [HM]; in other words, given any measure equivalence class of measured foliations  $\mathcal{F}_0$ , there is a unique holomorphic quadratic differential  $\phi$  with  $\mathcal{F}(\phi) \sim \mathcal{F}_0$ . We will be interested in the inverse homeomorphism

$$\phi_F : \mathcal{ML}(S) \rightarrow Q(X)$$

which we call the *foliation map*, as it associates to  $\lambda \in \mathcal{ML}(S)$  a quadratic differential whose foliation has prescribed measure properties.

The foliation map  $\phi_F : \mathcal{ML}(S) \rightarrow Q(X)$  is well-behaved with respect to natural structures on the spaces  $\mathcal{ML}(S)$  and  $Q(X)$ ; it preserves base-points (i.e.  $\phi_F(0) = 0$ , where  $0 \in \mathcal{ML}(S)$  is the empty lamination), and is homogeneous of degree 2 on rays in  $\mathcal{ML}(S)$ .

#### 4. GRAFTING AND $\mathbb{CP}^1$ STRUCTURES

One might say that the foliation homeomorphism  $\phi_F : \mathcal{ML}(S) \rightarrow Q(X)$  exists because both  $\mathcal{ML}(S)$  and  $Q(X)$  are models for the space  $\mathcal{MF}(S)$  of measured foliation classes on  $S$ ; one model comes from hyperbolic geometry ( $\mathcal{ML}(S) \simeq \mathcal{MF}(S)$ ), while the other comes from the singular Euclidean geometry of a quadratic differential ( $Q(X) \simeq \mathcal{MF}(S)$ ).

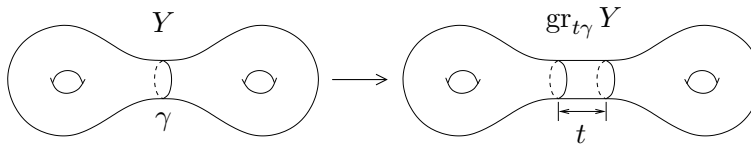
In a similar vein, we now construct a homeomorphism  $\phi_T : \mathcal{ML}(S) \rightarrow Q(X)$ , which we call the *Thurston map*, by showing that both  $\mathcal{ML}(S)$  and  $Q(X)$  are naturally homeomorphic to the space  $P(X)$  of complex projective structures on  $X$ . The identification of  $\mathcal{ML}(S)$  with  $P(X)$  will involve hyperbolic geometry (in  $\mathbb{H}^3$ ) and Thurston's projective version of *grafting*, while that of  $Q(X)$  with  $P(X)$  uses the Schwarzian derivative. We begin with a few generalities on  $\mathbb{CP}^1$ -structures.

A complex projective structure on  $S$  is an atlas of charts with values in  $\mathbb{CP}^1$  and Möbius transition functions. The space  $\mathcal{P}(S)$  of marked  $\mathbb{CP}^1$  structures fibers over Teichmüller space via the map  $\pi : \mathcal{P}(S) \rightarrow \mathcal{T}(S)$  which records the underlying complex structure. When the underlying complex structure of a  $\mathbb{CP}^1$  surface is  $X$ , we say it is a  $\mathbb{CP}^1$  structure *on*  $X$ .

To obtain a concrete realization of the fiber  $P(X) = \pi^{-1}(X)$ , we use the *Schwarzian derivative*, a Möbius-invariant differential operator on locally injective holomorphic maps to  $\mathbb{CP}^1$ :

$$S(f) = \left[ \left( \frac{f''(z)}{f'(z)} \right)' - \frac{1}{2} \left( \frac{f''(z)}{f'(z)} \right)^2 \right] dz^2$$

By its Möbius invariance, the Schwarzian derivatives of the charts of a  $\mathbb{CP}^1$  structure on  $X$  (viewed as maps from subsets of  $\mathbb{D} \simeq \mathbb{H}^2 \simeq \tilde{X}$  to  $\mathbb{CP}^1$ ) join together to form a holomorphic quadratic differential on  $X$ . The resulting



**Figure 1:** *The basic example of grafting.*

map

$$P(X) \xrightarrow{S} Q(X)$$

is a homeomorphism, and in fact a biholomorphism with respect to the natural complex structure of  $P(X)$ . This is the *Poincaré parameterization* of  $P(X)$  (see [Hej], [Gun1]).

An alternate and more geometric approach to  $\mathbb{CP}^1$  structures was described by Thurston using *grafting*. The conformal grafting map

$$\text{gr} : \mathcal{ML}(S) \times \mathcal{T}(S) \rightarrow \mathcal{T}(S)$$

sends the pair  $(\lambda, Y)$  to a surface obtained by removing the geodesic lamination supporting  $\lambda$  from  $Y$  and replacing it with a “thickened lamination” that has a Euclidean structure realizing the measure of  $\lambda$ . The details of the construction are more easily explained when  $\lambda$  is supported on a simple closed geodesic  $\gamma$  with weight  $t$ , in which case  $\gamma$  is simply replaced with the Euclidean cylinder  $\gamma \times [0, t]$  to obtain the grafted surface  $\text{gr}_{t\gamma} Y$  (see Figure 1). As such weighted curves are dense in  $\mathcal{ML}(S)$ , the existence of the grafting operation in general can be reduced to a continuity property; for details, see [KT].

Thurston introduced a projective grafting map  $\text{Gr} : \mathcal{ML}(S) \times \mathcal{T}(S) \rightarrow \mathcal{P}(S)$  that puts a canonical projective structure on a grafted surface. This map associates to  $(\lambda, Y)$  a projective structure on  $\text{gr}_\lambda Y$  whose “convex hull boundary” in  $\mathbb{H}^3$  is the locally convex pleated surface obtained by bending  $\tilde{Y} \simeq \mathbb{H}^2$  along the lift of the measured lamination  $\lambda$ . Roughly speaking, the Gauss map from this surface (which follows normal geodesic rays out to  $\mathbb{CP}^1 = \partial_\infty \mathbb{H}^3$ ) provides a system of charts for this projective structure. This projective version of grafting is especially interesting because every projective structure can be obtained from grafting in exactly one way; that is,

$$\mathcal{ML}(S) \times \mathcal{T}(S) \xrightarrow{\text{Gr}} \mathcal{P}(S)$$

is a homeomorphism. This is *Thurston’s theorem*, a detailed proof of which can be found in [KT].

Thus grafting gives a geometric description of  $\mathcal{P}(S)$ , and we can associate to any projective surface a pair  $(\lambda, Y) \in \mathcal{ML}(S) \times \mathcal{T}(S)$ . However, it is not immediately clear how the fibers  $P(X)$  with a fixed underlying conformal structure fit into this grafting picture. We will now describe how one of



the grafting coordinates, the measured lamination  $\lambda \in \mathcal{ML}(S)$ , suffices to parameterize any such fiber.

Scannell and Wolf showed that for each  $\lambda \in \mathcal{ML}(S)$  the conformal grafting map  $\text{gr}_\lambda : \mathcal{T}(S) \rightarrow \mathcal{T}(S)$  is a homeomorphism [SW]; we call the inverse homeomorphism *pruning* by  $\lambda$ :

$$(4.1) \quad \text{pr}_\lambda = \text{gr}_\lambda^{-1} : \mathcal{T}(S) \rightarrow \mathcal{T}(S).$$

Thus for each lamination  $\lambda \in \mathcal{ML}(S)$ , the hyperbolic surface

$$Y_\lambda = \text{pr}_\lambda X$$

has the property that when grafted by  $\lambda$ , the resulting surface is conformally equivalent to  $X$ . If we use Thurston's projective extension of grafting, then the result of grafting  $Y_\lambda$  by  $\lambda$  is a projective structure on  $X$ , which we call  $X(\lambda)$ , i.e.

$$X(\lambda) = \text{Gr}_\lambda \text{pr}_\lambda X \in P(X).$$

The resulting map

$$\begin{aligned} \beta : \mathcal{ML}(S) &\rightarrow P(X) \\ \lambda &\mapsto X(\lambda) \end{aligned}$$

is evidently a homeomorphism, because its inverse is the composition of  $\text{Gr}^{-1}|_{P(X)} : P(X) \rightarrow \mathcal{ML}(S) \times \mathcal{T}(S)$  with the projection of  $\mathcal{ML}(S) \times \mathcal{T}(S)$  onto the first factor.

By taking the Schwarzian of the projective structure  $X(\lambda)$ , we obtain the *Thurston map*  $\phi_T : \mathcal{ML}(S) \xrightarrow{\sim} Q(X)$ :

$$\begin{array}{ccccc} \mathcal{ML}(S) & \xrightarrow{\beta} & P(X) & \xrightarrow{S} & Q(X) \\ & & \searrow \phi_T & & \uparrow \end{array}$$

When compared to the foliation map, the Thurston map  $\phi_T$  is somewhat opaque; it is a homeomorphism, and it is easily seen to map the empty lamination to the zero differential (i.e.  $\phi_T(0) = 0$ ), but it does not preserve rays, and in particular it is not homogeneous (see §12). The main obstruction to an intuitive understanding of this map would seem to be the lack of a connection between the analytic definition of the Schwarzian derivative and geometric properties of the projective surface. To put it another way, the Schwarzian  $\phi$  of a projective structure on  $X$  has an associated foliation  $\mathcal{F}(\phi)$ , but there is no obvious relationship between the geometry of this foliation and that of the  $\mathbb{CP}^1$  structure.

It is just such a relationship we hope to reveal by relating the Hubbard-Masur construction (and  $\phi_F$ ) to the Thurston map  $\phi_T$ , if only approximately.

## 5. THE THURSTON METRIC AND GRAFTING DIFFERENTIAL

The foliation map  $\phi_F : \mathcal{ML}(S) \rightarrow Q(X)$  associates a holomorphic quadratic differential  $\phi_F(\lambda)$  to each measured lamination  $\lambda$ , which in turn gives a singular Euclidean conformal metric  $|\phi_F(\lambda)|^{1/2}$  on  $X$ . This metric is the

natural one in which to examine the measured foliation  $\mathcal{F}(\phi_F(\lambda))$ , and is extremal for this foliation class in the sense of extremal length.

We now start to develop a similar picture for the Thurston map. In this case each measured lamination  $\lambda$  gives rise to a projective structure  $X(\lambda) \in P(X)$  of the form  $\text{Gr}_\lambda Y_\lambda$  whose Schwarzian is  $\phi_T(\lambda)$ . The grafting construction presents  $X(\lambda)$  as a union of two parts: The hyperbolic part,  $X_{-1}(\lambda)$ , which comes from  $Y_\lambda$ , and a Euclidean part,  $X_0(\lambda)$ , which is grafted into  $Y_\lambda$  along the geodesic lamination  $\lambda$ .

There is a natural conformal metric  $\rho_\lambda \in L^2(S_{\frac{1}{2}, \frac{1}{2}}(X))$  on  $X$  associated to the projective structure  $X(\lambda)$ , called the *Thurston metric*, which combines the hyperbolic metric on  $X_{-1}(\lambda)$  and the Euclidean metric on  $X_0(\lambda)$  (see [SW, §2.2], [KP]). For example,  $\rho_0$  is the hyperbolic metric on  $X$ .

Another convenient description of the Thurston metric is as the “Kobayashi metric” in the category of  $\mathbb{CP}^1$  surfaces and locally Möbius maps [Tan1, §2.1]. To make this precise, we define a projectively immersed disk in a  $\mathbb{CP}^1$  surface  $Z$  to be a locally Möbius map  $\delta$  from the unit disk in  $\mathbb{C}$  (with its canonical  $\mathbb{CP}^1$  structure) to  $Z$ . Then the Thurston length of a tangent vector  $v \in T_x Z$  is the minimum length it is assigned by the hyperbolic metric of  $\mathbb{D}$  when pulled back via a projective immersion  $\delta : \mathbb{D} \rightarrow Z$  with  $\delta(0) = x$ .

Since the hyperbolic metric  $\rho_0$  is the ordinary Kobayashi metric for  $X$ , where length is obtained as an infimum over the class of holomorphic immersions of the disk (which is larger than the class of projective immersions), we conclude immediately from this definition that for all  $\lambda \in \mathcal{ML}(S)$ ,

$$(5.1) \quad \rho_\lambda \geq \rho_0.$$

The Thurston metric is also related to the *collapsing map*  $\kappa : X \rightarrow Y_\lambda$ , which collapses the grafted part of a surface orthogonally onto the geodesic representative of  $\lambda$  on  $Y_\lambda$ . This map is distance non-increasing for the Thurston metric on  $X$ , and the Thurston metric is (pointwise) the largest conformal metric on  $X$  with this property.

The Hopf differential  $\Phi(\kappa) \in L^2(S_{2,0}(X))$  of the collapsing map has an associated partial measured foliation  $\mathcal{F}(\Phi(\kappa))$  that is supported in the grafting locus  $X_0(\lambda)$ , and whose leaves are Euclidean geodesics. Let us define the *grafting differential*  $\Phi(\lambda)$ ,

$$(5.2) \quad \Phi(\lambda) = 4\Phi(\kappa).$$

The normalization is chosen so that the partial measured foliation  $\mathcal{F}(\Phi(\lambda))$  represents the measure equivalence class  $\lambda$  (see [D3, §6]), i.e.

$$\mathcal{F}(\Phi(\lambda)) \sim \lambda,$$

where  $a \sim b$  means that  $a$  and  $b$  have the same intersection numbers with all simple closed curves. Thus  $\Phi(\lambda)$  and  $\mathcal{F}(\Phi(\lambda))$  are to the Thurston metric much as a holomorphic differential  $\phi$  and foliation  $\mathcal{F}(\phi)$  are to the singular Euclidean metric  $|\phi|^{1/2}$ .

Much about the large-scale behavior of grafting and related objects can be determined using the fundamental fact that the collapsing map  $\kappa : X \rightarrow Y_\lambda$  is nearly harmonic, i.e. it nearly minimizes energy in its homotopy class. We summarize the consequences of this observation that will be used in the proof of the main theorem.

**Theorem 5.3** (Tanigawa, [Tan1], Dumas [D3]). *Let  $X = \text{gr}_\lambda Y$  with collapsing map  $\kappa : X \rightarrow Y$ , and let  $h : X \rightarrow Y$  denote the harmonic map compatible with the markings of  $X$  and  $Y$ , and  $\mathcal{E}(h)$  its energy. Then*

$$\mathcal{E}(h) \approx \mathcal{E}(\kappa) \approx E(\lambda, X) = \|\phi_F(\lambda)\|_1$$

where  $E(\lambda, X)$  is the extremal length of  $\lambda$  on  $X$ . Furthermore, we have approximate equality between quadratic differentials:

$$\phi_F(\lambda) \approx \Phi(h) \approx \Phi(\lambda)$$

Here  $A \approx B$  means that the difference  $A - B$  is bounded by a constant that depends only on the topology of  $X$  (with respect to the  $L^1$  norm in the case of quadratic differentials).

*Remark.* The fact that the energy of the harmonic map and that of the collapsing map have bounded difference (and the immediate corollary that these are both close to the extremal length) is due to Tanigawa [Tan1]. A similar estimate for the *co-collapsing* map and the resulting comparison between  $\phi_F(\lambda)$  and  $\Phi(\kappa)$  are developed in [D3].

What is missing from this harmonic maps picture is any geometric control on the Schwarzian  $\phi_T(\lambda)$ . In the next section we discuss the Osgood-Stowe generalization of the Schwarzian derivative, which we then use in §7 to relate the Schwarzian and the grafting differential.

## 6. THE SCHWARZIAN DERIVATIVE AND SCHWARZIAN TENSOR

In a precise sense, the Schwarzian derivative measures the extent to which a locally injective holomorphic map  $f$  fails to be a Möbius transformation [Thu]; for example,  $f$  is (the restriction of) a Möbius transformation if and only if  $S(f) = 0$ . The Schwarzian of a composition of maps is governed by the *cocycle relation*:

$$(6.1) \quad S(f \circ g) = g^*S(f) + S(g)$$

In [OS], Osgood and Stowe construct a generalization of the Schwarzian derivative that acts on a pair of conformally equivalent Riemannian metrics on a manifold. We describe this generalization only in the case of conformal metrics on a Riemann surface, as this is the case we will use.

Given conformal metrics  $\rho_1, \rho_2 \in L^2(S_{\frac{1}{2}, \frac{1}{2}}(X))$ , define

$$(6.2) \quad \sigma(\rho_1, \rho_2) = \log(\rho_2/\rho_1).$$

Then the Schwarzian tensor  $\beta(\rho_1, \rho_2)$  of  $\rho_2$  relative to  $\rho_1$  is defined as

$$(6.3) \quad \beta(\rho_1, \rho_2) = [\text{Hess}_{\rho_1}(\sigma) - d\sigma \otimes d\sigma]^{2,0}$$

where we have written  $\sigma$  instead of  $\sigma(\rho_1, \rho_2)$  for brevity. This definition differs from that of Osgood and Stowe in that we take only the  $(2, 0)$  part, whereas they consider the traceless part, which in this case is the sum of  $\beta$  and its complex conjugate. For Riemann surfaces, the definition above seems more natural.

Using this definition, we can compute the Schwarzian tensor in local coordinates for a pair of conformal metrics:

$$(6.4) \quad \beta(\rho_1, \rho_2) = \left[ (\sigma_1 - \sigma_2)_{zz} - (\sigma_1)_z^2 + (\sigma_2)_z^2 \right] dz^2 \quad \text{where } \rho_i = e^{\sigma_i} |dz|$$

The Schwarzian tensor generalizes  $S(f)$  in the following sense: If  $\Omega \subset \mathbb{C}$  and  $\rho$  is the pullback of the Euclidean metric  $|dz|^2$  of  $\mathbb{C}$  under a holomorphic map  $f : \Omega \rightarrow \mathbb{C}$ , then

$$(6.5) \quad \beta(|dz|, \rho) = \beta(|dz|, f^*(|dz|)) = \frac{1}{2} S(f) dz^2.$$

Generalizing the cocycle property of the Schwarzian derivative, the Schwarzian tensors associated to a triple of conformal metrics  $(\rho_1, \rho_2, \rho_3)$  satisfy

$$(6.6) \quad \beta(\rho_1, \rho_3) = \beta(\rho_1, \rho_2) + \beta(\rho_2, \rho_3).$$

Note that  $\beta(\rho, \rho) = 0$  for any conformal metric  $\rho$ , so we also have the antisymmetry relationship:

$$(6.7) \quad \beta(\rho_1, \rho_2) = -\beta(\rho_2, \rho_1).$$

Finally, the Schwarzian tensor is functorial with respect to conformal maps, i.e.

$$(6.8) \quad \beta(f^*(\rho_1), f^*(\rho_2)) = f^*(\beta(\rho_1, \rho_2)),$$

where  $f$  is a conformal map between domains on Riemann surfaces, and  $\rho_1, \rho_2$  are conformal metrics on the target of  $f$ .

For a domain  $\Omega \subset \mathbb{C}$ , we will say a conformal metric is *Möbius flat* if its Schwarzian tensor relative to the Euclidean metric vanishes. By the cocycle formula, this property is invariant under pullback by Möbius transformations.

**Lemma 6.9** (Osgood and Stowe [OS]). *After pulling back by a Möbius transformation and multiplying by a positive constant, a Möbius flat metric on a domain  $\Omega \subset \mathbb{C}$  can be transformed to the restriction of exactly one of the following examples:*

- (i) *The standard Euclidean metric of  $\mathbb{C}$ ,*
- (ii) *The spherical metric of  $\mathbb{CP}^1 \simeq S^2 \subset \mathbb{R}^3$ ,*
- (iii) *The hyperbolic metric on a round disk  $D \subset \mathbb{CP}^1$ ,*

We call (i)-(iii) the *Euclidean*, *spherical*, and *hyperbolic* cases, respectively. By (6.6), the property of being Möbius flat is also equivalent to having vanishing Schwarzian tensor relative to any other Möbius flat metric.

While all Möbius-flat metrics on Riemann surfaces have constant curvature, the converse is not true. In fact, a conformal metric has constant

curvature if and only if its Schwarzian relative to a Möbius-flat metric is *holomorphic* [CDO1, Thm. 1]. For example, we can calculate the Schwarzian tensor of the (unique up to scale) complete Euclidean metric  $|z^{-1}dz|$  on  $\mathbb{C}^*$  relative to the Euclidean metric of  $\mathbb{C}$ :

$$(6.10) \quad \beta(|dz|, |z^{-1}dz|) = \frac{1}{4} \frac{dz^2}{z^2}$$

Note that everything except the constant  $\frac{1}{4}$  in (6.10) can be derived by symmetry considerations; the constant itself is determined by calculation.

## 7. DECOMPOSITION OF THE SCHWARZIAN

In this section we show that the Schwarzian derivative of the developing map of a grafted surface can be understood geometrically in terms of the grafting lamination using the Schwarzian tensor of Osgood and Stowe. We begin with a brief discussion of the motivation for this analysis.

The material in this section can be seen as a generalization of the technique used in [D1] to estimate the Schwarzian derivative for  $\mathbb{CP}^1$  structures obtained by grafting along multiples of an integral measured lamination (e.g. a simple closed curve). In that argument, the essential point was to express the developing map of a grafted surface as a composition of a well-behaved map (of the form  $z \rightarrow z^\alpha$ ) and a univalent map whose Schwarzian is necessarily bounded. Using the cocycle property (6.1), the total Schwarzian is then determined up to a bounded additive factor.

When the grafting lamination is not assumed to be rational, no analogous factorization of the developing map is available. However, the generalized cocycle property (6.6) of the Schwarzian *tensor* suggests that we instead look for a conformal metric that interpolates between the hyperbolic metric on  $\tilde{X}$  and the pullback of a spherical metric on  $\hat{\mathbb{C}}$  by the developing map. It turns out that the Thurston metric on  $\tilde{X}$  has exactly the right properties to make this approach work.

**Theorem 7.1** (Schwarzian decomposition). *Let  $X(\lambda) \in P(X)$  be a projective structure with grafting lamination  $\lambda \in \mathcal{ML}(S)$ ,  $\phi_T(\lambda) \in Q(X)$  the Schwarzian derivative of its developing map, and  $\Phi(\lambda)$  the grafting differential (which is not holomorphic). Then*

$$2\phi_T(\lambda) = \Phi(\lambda) + 4\beta(\rho_0, \rho_\lambda).$$

*Proof.* As the argument is essentially local, we suppress the distinction between metrics and differentials on  $X$  and their lifts to equivariant objects on  $\tilde{X}$ .

Let  $\rho_{\hat{\mathbb{C}}}$  be a Möbius-flat metric on  $\hat{\mathbb{C}}$  (e.g. a spherical metric). Using (6.5) we have

$$\phi_T(\lambda) = 2\beta(\rho_0, f^*\rho_{\hat{\mathbb{C}}})$$

where  $f : \tilde{X} \rightarrow \hat{\mathbb{C}}$  is the developing map (cf. (6.5)). By the cocycle property of the Schwarzian tensor,

$$\beta(\rho_0, f^* \rho_{\hat{\mathbb{C}}}) = \beta(\rho_0, \rho_\lambda) + \beta(\rho_\lambda, f^* \rho_{\hat{\mathbb{C}}}).$$

Since the grafting differential is defined as  $\Phi(\lambda) = 4\Phi(\kappa)$ , it suffices to show

$$(7.2) \quad \Phi(\kappa) = \beta(\rho_\lambda, f^* \rho_{\hat{\mathbb{C}}})$$

almost everywhere on  $X$ , where  $\kappa : X \rightarrow Y_\lambda = \text{pr}_\lambda X$  is the collapsing map.

To prove (7.2), recall that the collapsing map and Thurston metric are based on two local models [Tan1, §2]:

- (1) In the hyperbolic part  $X_{-1}$ , the collapsing map is an isometry, and

$$\Phi(\kappa)|_{X_{-1}} = 0.$$

On the other hand, the Thurston metric is the pullback by the developing map of the hyperbolic metric on a round disk in  $\hat{\mathbb{C}}$ . Thus in a neighborhood of a point in the hyperbolic part,

$$\beta(\rho_\lambda, f^* \rho_{\hat{\mathbb{C}}}) = \beta(f^* \rho_D, f^* \rho_{\hat{\mathbb{C}}}) = f^* \beta(\rho_D, \rho_{\hat{\mathbb{C}}}) = 0$$

where  $\rho_D$  is the hyperbolic metric on a round disk  $D \subset \hat{\mathbb{C}}$ . Here we have used the naturality property (6.8) of  $\beta$  and the fact that both  $\rho_D$  and  $\rho_{\hat{\mathbb{C}}}$  are Möbius flat.

- (2) In the Euclidean (grafted) part  $X_0$ , the collapsing map is locally modeled on the projection of  $\mathbb{H}$  to  $i\mathbb{R}$  via  $z \mapsto i|z|$ , which has Hopf differential

$$\Phi(\kappa) = \frac{1}{4} \frac{dz^2}{z^2}.$$

In the same coordinates, the Thurston metric is the pullback of the cylindrical metric  $|dz|/|z|$  on  $\mathbb{C}^*$ , so near a point in the grafted part,

$$\beta(\rho_\lambda, f^* \rho_{\hat{\mathbb{C}}}) = \beta(f^* \rho_{\mathbb{C}^*}, f^* \rho_{\hat{\mathbb{C}}}) = f^* \beta(\rho_{\mathbb{C}^*}, \rho_{\hat{\mathbb{C}}}) = \frac{1}{4} \frac{dz^2}{z^2}$$

Thus  $\Phi(\kappa : X \rightarrow Y_\lambda)$  and  $\beta(\rho_\lambda, f^* \rho_{\hat{\mathbb{C}}})$  are equal in  $X_0$  and  $X_{-1}$ , hence a.e. on  $X$ , which is (7.2), and the theorem follows. Theorem 7.1

In light of Theorem 7.1, the remaining obstacle to a geometric understanding of the Schwarzian derivative of the developing map is the Schwarzian tensor  $\beta(\rho_0, \rho_\lambda)$  of the Thurston metric relative to the hyperbolic metric. This is the “bounded part” of the decomposition of the Schwarzian that is analogous to the Schwarzian of a univalent map that appeared in the study of the rational case in [D1].

## 8. NPC CONFORMAL METRICS

Some of the properties of the Thurston metric on a grafted surface that we will use in the proof of the main theorem can be attributed to the fact that it is nonpositively curved (NPC). We devote this section and the next to a

separate discussion of such metrics and the additional regularity properties they enjoy compared to general conformal metrics on a Riemann surface.

Consider a geodesic metric space  $(M, d)$ , i.e. a metric space in which the distance  $d(x, y)$  is then length of some path joining  $x$  and  $y$ . We say  $(M, d)$  is nonpositively curved (NPC) space if all of its geodesic triangles are “thinner” than triangles in the plane with the same edge lengths (see [ABN] for details on this and equivalent definitions). A space with this property is also called CAT(0). The definition of an NPC space actually implies that it is simply connected, but we will also say that a metric manifold  $(M, d)$  is NPC if the triangle condition is satisfied in its universal cover  $(\tilde{M}, \tilde{d})$ .

An NPC metric on a surface  $S$  naturally induces a conformal structure:

**Theorem 8.1.** *Let  $S$  be a compact surface and  $d(\cdot, \cdot)$  an NPC metric compatible with the topology of  $S$ . Then there is a unique Riemann surface  $X \in \mathcal{T}(S)$  and a conformal metric  $\rho$  on  $X$  inducing  $d$ , i.e. such that*

$$d(x, y) = \inf \left\{ \int_{\gamma} \rho(z) |dz| \mid \gamma : ([0, 1], 0, 1) \rightarrow (X, x, y) \right\}.$$

Theorem 8.1 is essentially due to Rešetnyak (see [Reš1], [Reš2], and the recent survey [Reš3]) who shows that for an NPC metric on a two-dimensional manifold there is a local conformal homeomorphism to the disk  $\mathbb{D} \subset \mathbb{C}$ . Here “conformal” must be interpreted in terms of the preservation of angles between curves, which are defined in an NPC space using the distance function. A theorem of Huber implies that under these circumstances there is a conformal metric on the disk that gives  $\rho$  as above [Hub].

Another proof of Theorem 8.1 is given in [Mes1] using the Korevaar-Schoen theory of harmonic maps to metric spaces; here the metric  $\rho$  is obtained as the pullback metric tensor for a conformal harmonic map from a domain in  $\mathbb{C}$  to a domain in the NPC surface  $(S, d)$ . This analysis leads naturally to more detailed regularity and nondegeneracy properties of  $\rho$ :

**Theorem 8.2** (Mese [Mes1]). *There is a one-to-one correspondence between NPC metrics  $d(\cdot, \cdot)$  on  $S$  and the distance functions arising from pairs  $(X, \rho)$  with  $X \in \mathcal{T}(S)$  and  $\rho$  a conformal metric on  $X$  such that  $\rho \in W_{\text{loc}}^{1,2}(X)$  and  $\log \rho(z)$  is weakly subharmonic. Furthermore, if  $\rho$  is such a conformal metric, then  $\rho(z) > 0$  almost everywhere.*

The subharmonicity of  $\log \rho(z)$  reflects the condition of nonpositive curvature; indeed if  $\rho$  is a smooth, nondegenerate conformal metric then its Gaussian curvature at a point  $z$  is

$$(8.3) \quad K_{\rho}(z) = -\frac{\Delta \log \rho(z)}{\rho(z)^2}$$

and therefore

$$K_{\rho}(z) \leq 0 \Leftrightarrow \Delta \log \rho(z) \geq 0.$$

For more general NPC conformal metrics on  $X$ , there is no direct analogue of the Gaussian curvature function, but there is a curvature measure  $\Omega_{\rho}$

with local expression

$$(8.4) \quad \Omega_\rho = \Delta \log \rho(z)$$

By approximation one can show that the Gauss-Bonnet theorem holds in this context, i.e. the total measure of  $\Omega_\rho$  is  $2\pi\chi(S)$ .

So finally we define  $\text{NPC}(X)$  to be the set of conformal metrics  $\rho \in L^2(S_{\frac{1}{2}, \frac{1}{2}}(X))$  such that the induced distance function  $d_\rho(\cdot, \cdot)$  makes  $X$  into an NPC metric space. From the preceding discussion,  $\rho(z)$  is then  $W_{\text{loc}}^{1,2}$ , almost everywhere positive,  $\log \rho(z)$  is subharmonic in a conformal coordinate chart, and the area  $dA_\rho$  and curvature measures  $\Omega_\rho$  are finite. Conversely, any NPC metric on  $S$  whose associated conformal structure (as in Theorem 8.1) is  $X$  gives rise to such a conformal metric.

## 9. REGULARITY AND COMPACTNESS FOR NPC METRICS

We now compare the various NPC metrics on a fixed compact Riemann surface  $X$ . Let  $\text{NPC}_a(X) \subset \text{NPC}(X)$  denote the set of NPC metrics on  $X$  with total area  $2\pi|\chi|a$  (i.e.  $a$  times the hyperbolic area of  $X$ ). For any  $t > 0$ ,  $\rho \in \text{NPC}_a(X)$  if and only if  $t\rho \in \text{NPC}_{t^2a}(X)$ , so we may as well consider only metrics of a fixed area, e.g.  $\rho \in \text{NPC}_1(X)$ .

We say that a sequence  $\rho_n$  of conformal metrics converges uniformly to  $\rho$  if this is true in the usual sense for the conformal factors  $\rho_n(z)$  and  $\rho(z)$  in a finite set of coordinate charts  $(U, z)$  that cover  $X$ .

A basic compactness result for NPC metrics follows from the work of Korevaar and Schoen:

**Theorem 9.1.** *The set  $\text{NPC}_1(X)$  is compact in the topology of uniform convergence.*

*Proof.* Consider the hyperbolic metric  $\rho_0 \in \text{NPC}_1(X)$  and another NPC metric  $\rho \in \text{NPC}_1(X)$ . Then the identity map

$$\text{Id} : (X, \rho_0) \rightarrow (X, \rho)$$

is energy-minimizing and conformal, and has energy  $2\pi|\chi|$  (the area of  $(X, \rho)$ ). Since this energy is bounded independent of  $\rho \in \text{NPC}_1(X)$ , the  $C^0$  compactness of this set of metrics follows from the Korevaar-Schoen compactness theorem for energy-minimizing maps [KS2]. Theorem 9.1

*Remark.* Mese showed that the same  $C^0$  compactness holds for metrics on a surface with an upper bound on the curvature (i.e.  $\text{CAT}(k)$ , rather than  $\text{CAT}(0)$ ) [Mes2].

Conformal metrics  $\rho_1$  and  $\rho_2$  that are  $C^0$  close can differ significantly on a small scale; for example, such an estimate does not imply any control on the modulus of continuity of the map of metric spaces  $\text{Id} : (X, \rho_1) \rightarrow (X, \rho_2)$ . Since this is precisely the kind of control we will need for application to grafting, we now investigate the local properties of NPC metrics. Since it is



smooth and uniquely determined, the hyperbolic metric  $\rho_0 \in \text{NPC}_1(X)$  is a good basis for comparison of regularity of NPC metrics on  $X$ .

**Theorem 9.2.** *For  $X \in \mathcal{T}(S)$  with hyperbolic metric  $\rho_0 \in \text{NPC}_1(X)$  we have:*

- (i) *For all  $\rho \in \text{NPC}_1(X)$ , the map  $\text{Id} : (X, \rho_0) \rightarrow (X, \rho)$  is Lipschitz with constant depending only on  $X$ , i.e.*

$$\|\rho/\rho_0\|_\infty \leq C(X).$$

*Furthermore, for all  $\rho_1, \rho_2 \in \text{NPC}_1(X)$ , we have:*

- (ii) *The map  $\text{Id} : (X, \rho_1) \rightarrow (X, \rho_2)$  is bi-Hölder, with exponent and an upper bound on the Hölder norm depending only on  $X$ .*
- (iii) *For all measurable subsets  $E \subset X$ , we have*

$$\text{Area}(E, \rho_1) \geq C \text{Area}(E, \rho_2)^K$$

*where  $C, K > 0$  depend only on  $X$ .*

*Remark.* Modulo the values of exponents and Lipschitz and Hölder norms, Theorem 9.2 is the best kind of estimate that could hold: When  $\rho = |\phi|^{\frac{1}{2}}$  for a holomorphic quadratic differential  $\phi$ , the distance and area for  $\rho$  are related to those of  $\rho_0$  by an approximate power law in a small neighborhood of one of the zeros of  $\phi$ . Here the power in the measure comparison depends upon the multiplicity of the zero, which is in turn bounded in terms of  $\chi(S)$ .

*Proof (of Theorem 9.2).*

(i) Consider the map  $\text{Id} : (X, \rho_0) \rightarrow (X, \rho)$ , which is conformal and thus harmonic. Its energy is the area of the image,  $2\pi|\chi(S)|$ , thus by Korevaar and Schoen's regularity theorem for harmonic maps to NPC spaces, the Lipschitz constant of the map is bounded above by a constant that depends only on the hyperbolic metric  $\rho_0$ , i.e. on the conformal structure  $X$  [KS1].

(ii) In light of (i), it suffices to give a lower bound on the  $(X, \rho)$ -distance in terms of the  $(X, \rho_0)$ -distance for all  $\rho \in \text{NPC}_1(X)$ . That is, for  $x, y \in X$  sufficiently close, we must show that

$$(9.3) \quad d_\rho(x, y) \geq C d_{\rho_0}(x, y)^K$$

for some  $C, K > 0$  that depend on  $X$ .

The argument will be technical, but the main idea is that the Laplacian of  $\log(\rho)$  is a measure of bounded mass (by the NPC condition), and this limits the size of the set where  $\log(\rho)$  is large and negative (making  $\rho$  close to zero). The distance estimate itself comes from an "effective form" of the classical result that the set where a subharmonic function takes the value  $-\infty$  has zero Hausdorff dimension; this will prevent  $\rho$  from being too small on a significant fraction of a geodesic segment.

First we make the problem local by covering  $X$  with disks where the metric  $\rho$  is everywhere bounded above and somewhere bounded below. Specifically, we cover  $X$  by  $N$  hyperbolic disks of a fixed radius  $R$ , each

parameterized by the unit disk  $\mathbb{D} \subset \mathbb{C}$ . Here  $N$  and  $R$  depend only on  $X$ .

We can also find  $r < 1$  depending on  $X$  such that the images of

$\mathbb{D}_r = \{|z| < r\}$  under the  $N$  chart maps still cover  $X$ .

For such a covering by disks, there are constants  $M > m > -\infty$ , also depending only on  $X$ , such that on each such disk the conformal density  $\rho(z)$  satisfies

$$(9.4) \quad \begin{aligned} \log \rho(z) &< M \text{ for all } z \in \mathbb{D} \\ \log \rho(z_0) &> m \text{ for some } z_0 \in \mathbb{D}_r \end{aligned}$$

The existence of the upper bound  $M$  follows from the Lipschitz estimate in part (i) above. As for  $m$ , if such a bound did not exist, the area of  $\mathbb{D}_r$  would be a positive continuous function on  $\text{NPC}_1(X)$  with zero infimum, contradicting the  $C^0$  compactness statement of Theorem 9.1.

We now show that for a conformal density function  $\rho$  on the unit disk satisfying (9.4) and any  $x, y \in \mathbb{D}_r$  sufficiently close,

$$(9.5) \quad d_\rho(x, y) \geq C|x - y|^K$$

where  $C$  and  $K$  depend only on  $X$ . Since the hyperbolic metric  $\rho_0$  is smooth and comparable to the Euclidean metric (by constants depending on  $X$  and the covering by disks), part (ii) of the theorem then follows with a different constant  $C$ .

Fix  $r'$  such that  $r < r' < 1$ . For  $x, y \in \mathbb{D}_r$  close enough, there is a minimizing  $\rho$ -geodesic segment  $\gamma \subset \mathbb{D}_{r'}$  joining them, because by Theorem 9.1 the  $\rho$ -distance from  $\partial\mathbb{D}_r$  to  $\partial\mathbb{D}_{r'}$  is bounded below for all  $\rho \in \text{NPC}_1(X)$ . We now use a result of Brudnyi on the level sets of subharmonic functions [Bru, Prop. 1]:

**Theorem 9.6** (Brudnyi). *Let  $u$  be a subharmonic function on  $\mathbb{D}$  such that*

$$\sup_{\mathbb{D}} u < M \quad \text{and} \quad \sup_{\mathbb{D}_r} u > m$$

*for some  $r < 1$  and  $-\infty < m < M < \infty$ . Then for all  $\epsilon > 0$  and  $d > 0$  there is a countable family of disks  $\mathbb{D}(z_i, r_i)$  with*

$$\sum_i r_i^d < \frac{(2\epsilon)^d}{d}$$

*and such that*

$$u(z) \geq m - C(M - m) \left[ 1 + \log \left( \frac{1}{\epsilon} \right) \right]$$

*for all  $z \in \mathbb{D}_r$  outside these disks. Here  $C = C(r) > 0$  depends only on  $r$ .*

Applying Theorem 9.6, there is a collection of disks in  $\mathbb{D}$  with radii  $r_i$  satisfying

$$\sum_i r_i \leq \frac{|x - y|}{2}$$

and such that on the complement of these disks in  $\mathbb{D}_{r'}$ , the conformal factor  $\log \rho(z)$  satisfies

$$(9.7) \quad \log \rho(z) > m - C(M - m) \left[ 1 + \log \frac{4}{|x - y|} \right]$$

Since the path  $\gamma$  connects  $x$  and  $y$ , the exclusion of these disks leaves a subset  $\gamma_0 \subset \gamma$  of Euclidean length at least  $|x - y|/2$  where the bound (9.7) is satisfied. In particular,

$$(9.8) \quad \begin{aligned} d_\rho(x, y) &= \int_\gamma \rho(z) |dz| \geq \int_{\gamma_0} \rho(z) |dz| \\ &\geq \exp \left( \inf_{\gamma_0} \log \rho(z) \right) \int_{\gamma_0} |dz| \\ &\geq \exp (C_1 - C_2 \log(4/|x - y|)) \frac{|x - y|}{2} \\ &\geq C_3 |x - y|^K \end{aligned}$$

where  $C_i$  are unspecified constants that depend only on  $X$ . This is the desired bound from (9.5), so we have proved (ii).

(iii) Since  $\text{Id} : (X, \rho_0) \rightarrow (X, \rho_i)$  is Lipschitz, it suffices to show that for each  $\rho \in \text{NPC}_1(X)$  and  $E \subset X$  measurable,

$$\text{Area}(E, \rho) \geq C \text{Area}(E, \rho_0)^K$$

for constants  $C, K$  depending on  $X$ . Since this is a local statement, we proceed as in the proof of part (ii): It is enough to show that for a conformal density  $\rho$  on  $\mathbb{D}$  satisfying (9.4) and a measurable set  $E \subset \mathbb{D}_{r'}$ , we have

$$(9.9) \quad \text{Area}(E, \rho) = \int_E \rho(z)^2 |dz|^2 \geq C \text{Area}(E)^K$$

where  $\text{Area}(E)$  is the Euclidean area.

Applying Theorem 9.6 to the conformal factor  $\log \rho(z)$ , we can find a countable system of disks in  $\mathbb{D}_{r'}$  with radii  $r_i$  satisfying

$$\sum_i \pi r_i^2 \leq \frac{A}{2}$$

where  $A = \text{Area}(E)$ , and such that on the complement of these disks in  $\mathbb{D}_{r'}$ , the conformal factor  $\log \rho(z)$  satisfies

$$(9.10) \quad \log \rho(z) > C_1 - C_2 \log \frac{1}{A}$$

where  $C_i = C_i(X) > 0$ . Let  $E'$  denote the subset of  $E$  in the complement of these disks, which has Euclidean area at least  $A/2$ . The  $\rho$ -area therefore

satisfies

$$\begin{aligned}
\text{Area}(E, \rho) &= \int_E \rho(z)^2 |dz|^2 \\
&\geq \int_{E'} \rho(z)^2 |dz|^2 \\
(9.11) \quad &\geq \exp(2 \inf_{E'} \log \rho(z)) \int_{E'} |dz|^2 \\
&\geq \exp(C_1 - C_2 \log(1/A)) \frac{A}{2} \\
&\geq C_3 A^K = C_3 \text{Area}(E)^K
\end{aligned}$$

where  $C_i$  and  $K$  depend on  $X$ . This proves (9.9), and (iii) follows.

Theorem 9.2

## 10. CURVATURE OF THE THURSTON METRIC

We now study the analytic properties of the Thurston metric in some detail. The idea is that for large grafting laminations  $\lambda$ , the Thurston metric looks a lot like the singular flat metric coming from a holomorphic quadratic differential (briefly, a  $QD$  metric). This is because the  $\rho_\lambda$ -area of the hyperbolic part  $X_{-1}(\lambda)$  is fixed (and equal to the hyperbolic area of  $Y_\lambda$ ), while that of the Euclidean part  $X_0(\lambda)$  grows with  $\lambda$ . In fact, we have (cf. [Tan1, §3])

$$\text{Area}(X_0(\lambda), \rho_\lambda) = \ell(\lambda, Y),$$

while by Theorem 5.3,

$$\ell(\lambda, Y) \simeq E(\lambda, X) \rightarrow \infty \text{ as } \lambda \rightarrow \infty,$$

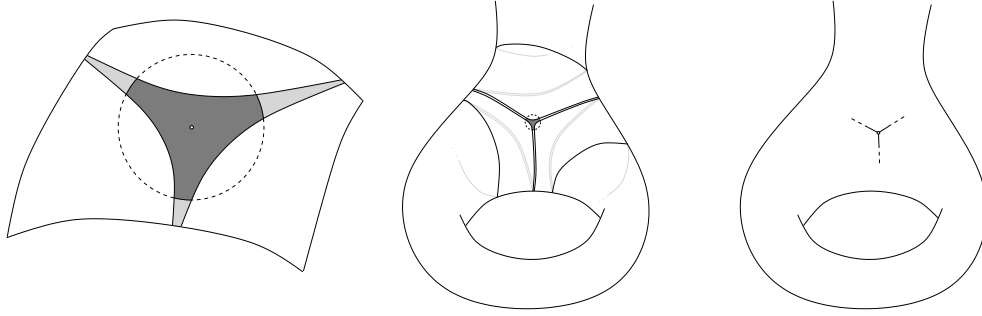
where  $E(\lambda, X)$  is the extremal length of  $\lambda$  on  $X$ . Thus if we rescale the Thurston metric to have constant area, all of its curvature is concentrated in a very small part of the surface, which is reminiscent of the conical singularities of a  $QD$  metric (see Figure 2).

Since the area of  $(X, \rho_\lambda)$  is approximately  $E(\lambda, X)$  (i.e. up to a bounded additive constant), the ratio  $\rho_\lambda/\rho_0$  is approximately  $E(\lambda, X)^{\frac{1}{2}}$  in an average sense. Since  $\rho_\lambda/\text{Area}(X, \rho_\lambda)^{\frac{1}{2}} \in \text{NPC}_1(X)$ , part (i) of Theorem 9.2 provides an upper bound of the same order:

$$(10.1) \quad \frac{\rho_\lambda(x)}{\rho_0(x)} = O(E(\lambda, X)^{\frac{1}{2}})$$

The next theorem quantifies the sense in which the curvature of  $\rho_\lambda$  becomes concentrated for large  $\lambda$ : A finite set of small hyperbolic disks on  $X$  suffices to cover all but an exponentially small part of  $X_{-1}(\lambda)$ , measured with respect to the background metric  $\rho_0$ .

**Theorem 10.2** (curvature concentration). *For all  $\epsilon > 0$ ,  $X \in \mathcal{T}(S)$  and  $\lambda \in \mathcal{ML}(S)$ , let  $X_{-1}(\lambda)$  denote the subset of  $X$  where the Thurston metric*



**Figure 2:** When the Thurston metric  $\rho_\lambda$  is rescaled to have fixed area, its curvature is concentrated near a few points, corresponding to the thick parts of ideal polygons in the complement of  $\lambda$  (left). The thin part may have a complicated structure, visiting other parts of the surface (center), but it still accounts for only an exponentially small amount of curvature. This curvature concentration phenomenon is reminiscent of the singular Euclidean metric associated to a quadratic differential (right).

$\rho_\lambda$  is hyperbolic. Then there are  $N = 2|\chi(S)|$  points  $x_1, \dots, x_N \in X$  such that

$$\text{Area}(X_{-1}(\lambda) - B, \rho_0) \leq C \exp(-\alpha E(\lambda, X)^{\frac{1}{2}}),$$

where  $B = \bigcup_i B_\epsilon(x_i)$ ,  $B_\epsilon(x)$  is the hyperbolic ball of radius  $\epsilon$  centered at  $x$ , and the constants  $C$  and  $\alpha$  depend on  $\epsilon$  and  $X$  (but not on  $\lambda$ ).

*Remark.* Up to choosing different values of  $C$  and  $\alpha$ , the exponential bound in Theorem 10.2 is invariant under a change in the background metric  $\rho_0$  that distorts area and length by at most a fixed power (as in 9.2). Therefore, the same statement holds for the area of  $X_{-1}(\lambda)$  with respect to any fixed NPC metric on  $X$ .

The curvature concentration phenomenon described by Theorem 10.2 arises from a simple geometric property of ideal triangles.

**Lemma 10.3** (ideal triangles). *Let  $T \subset \mathbb{H}^2$  be a hyperbolic ideal triangle (the region bounded by three mutually asymptotic geodesics), and  $x \in T$ . Then*

$$\text{Area}(T - B_r(x)) \leq C e^{-r}$$

where  $C$  depends only on  $d(x, \partial T)$ .

*Proof.* This is an exercise in hyperbolic geometry; an explicit calculation shows that this is true for the center of  $T$ , and then the full statement follows since for each  $\epsilon > 0$ ,  $(T - N_\epsilon(\partial T))$  is compact. [Lemma 10.3]

*Proof of Theorem 10.2.* Fix  $\epsilon > 0$ . Every geodesic lamination on a hyperbolic surface can be enlarged (non-uniquely) to a geodesic lamination whose complement is a union of  $N = 2|\chi(S)|$  hyperbolic ideal triangles. Given

$\lambda \in \mathcal{ML}(S)$ , let  $\tau$  be such an enlargement of the supporting geodesic lamination of  $\lambda$  on the hyperbolic surface  $Y_\lambda = \text{pr}_\lambda X$ .

Let  $T_1, \dots, T_N$  be the ideal triangles comprising  $Y_\lambda - \tau$ , and  $t_1, \dots, t_N \in T_\lambda$  points in the thick parts of these triangles (e.g. their centers). Since  $X = \text{gr}_\lambda Y_\lambda$ , each of the triangles  $T_i$  naturally includes into  $X$ , and this inclusion is an isometry for the Thurston metric. Let  $x_i \in X$  denote the point corresponding to  $t_i \in T_i$  via this inclusion.

Since  $\rho_\lambda / \text{Area}(X, \rho_\lambda)^{\frac{1}{2}} \in \text{NPC}_1(X)$ , part (ii) of Theorem 9.2 implies that the metrics  $\rho_0$  and  $\rho_\lambda / \text{Area}(X, \rho_\lambda)^{\frac{1}{2}}$  are Hölder equivalent. Thus for some  $k > 0$ , the hyperbolic disk  $B_\epsilon(x_i)$  contains a  $\rho_\lambda$ -disk of radius at least  $CE(\lambda, X)^{\frac{1}{2}} \epsilon^k$ , where  $C$  and  $k$  depend only on  $X$ . Here we have used the fact that  $\text{Area}(X, \rho_\lambda) \approx E(\lambda, X)$  and  $\text{Area}(X, \rho_\lambda)$  is bounded below (by  $\text{Area}(X, \rho_0) = 2\pi|\chi|$ ).

Applying Lemma 10.3 to  $T_i$ , we see that  $B_\epsilon(x_i)$  covers all of the image of  $T_i$  in  $X$  except for a region of  $\rho_\lambda$ -area  $O(\exp(-c_1 E(\lambda, X)^{\frac{1}{2}} \epsilon^k))$ , where  $c_1$  is a constant depending on  $X$ . Since there are  $N$  such triangles, the  $\rho_\lambda$  area not covered by the union of the balls  $\bigcup_i B_\epsilon(x_i)$  is also exponentially small in  $E(\lambda, X)^{\frac{1}{2}}$ . By (iii) of Theorem 9.2, the  $\rho_0$ -area is at least a positive power of this, so we again have an exponential estimate:

$$\begin{aligned} \text{Area}(X_{-1}(\lambda) - B, \rho_0) &= \text{Area}\left(\bigcup_i T_i - \bigcup_i B_\epsilon(x_i), \rho_0\right) \\ &= O(\exp(-c_2 E(\lambda, X)^{\frac{1}{2}} \epsilon^k)). \end{aligned}$$

Taking  $\alpha(\epsilon) = c_2 \epsilon^k$ , Theorem 10.2 follows. Theorem 10.2

For application to later analysis of the Schwarzian, we will need the following consequence of Theorem 10.2. Recall from (6.2) that  $\sigma(\rho_1, \rho_2) = \log(\rho_2/\rho_1)$ .

**Corollary 10.4.** *For all  $p < \infty$ ,  $\epsilon > 0$ , and  $\lambda \in \mathcal{ML}(S)$  we have*

$$\|\Delta_{\rho_0} \sigma(\rho_\lambda, \rho_0)\|_{L^p(X-B, \rho_0)} < C(p, \epsilon, X),$$

where  $B = B(\epsilon)$  is the union of  $N$  disks as in Theorem 10.2, and the constant  $C(p, \epsilon, X)$  is independent of  $\lambda$ .

*Proof.* Using the formula for the Gaussian curvature of a conformal metric (8.3), we have

$$\Delta_{\rho_0} \sigma(\rho_\lambda, \rho_0) = -\frac{1}{\rho_0^2} \Delta \log \rho_0 + \frac{1}{\rho_0^2} \Delta \log \rho_\lambda = K_{\rho_0} - \frac{\rho_\lambda^2}{\rho_0^2} K_{\rho_\lambda}.$$

Note that the Gaussian curvature of the Thurston metric exists almost everywhere because its conformal factor is  $C^{1,1}$  [KP]. The curvature of  $\rho_0$  is constant, and the  $\rho_0$ -area of  $X$  is fixed, so  $\|K_{\rho_0}\|_{L^p} = O(1)$ .

So we need only establish an  $L^p$  bound for the second term. From (10.1), we know  $\rho_\lambda^2/\rho_0^2 \leq CE(\lambda, X)$ . On the other hand,  $|K_{\rho_\lambda}| \leq 1$ , and this

function is supported in  $X_{-1}(\lambda)$ . By Theorem 10.2 we have

$$\text{Area}(X_{-1}(\lambda) - B, \rho_0) = O(e^{-cE(\lambda, X)^{\frac{1}{2}}}).$$

Combining these estimates, we find

$$\begin{aligned} \left\| \frac{\rho_\lambda^2}{\rho_0^2} K_{\rho_\lambda} \right\|_{L^p(X-B, \rho_0)} &\leq \left( \sup \frac{\rho_\lambda^2}{\rho_0^2} |K_{\rho_\lambda}| \right)^p \text{Area}((\text{supp } K_{\rho_\lambda}) \cap (X - B)) \\ &\leq CE(\lambda, X)^p \exp\left(-\alpha E(\lambda, X)^{\frac{1}{2}}\right) = o(1) \end{aligned}$$

Corollary 10.4

**Corollary 10.5.** *With  $X$ ,  $\lambda$ , and  $B$  as above, if  $\rho_\lambda^\circ = \rho_\lambda / \text{Area}(X, \rho_\lambda)^{1/2}$  is the positive multiple of  $\rho_\lambda$  with the same area as  $\rho_0$ , then*

$$\|\sigma(\rho_\lambda^\circ, \rho_0)\|_{L^p(X-B, \rho_0)} < C(p, \epsilon, X).$$

*Remark.* Using  $\rho_\lambda^\circ$  instead of  $\rho_\lambda$  only changes  $\sigma(\rho, \rho_0) = \log(\rho/\rho_0)$  by a constant, so Corollary 10.5 says that  $\sigma(\rho_\lambda, \rho_0)$  is close to a constant in an  $L^p$  sense.

*Proof.* Since the area of  $\rho_\lambda^\circ$  is fixed, Theorem 9.1 ( $C^0$  compactness for NPC metrics) implies that  $\sigma(\rho_\lambda^\circ, \rho_0) < C_0$  for some absolute constant  $C_0$ , thus  $C_0 - \sigma(\rho_\lambda^\circ, \rho_0)$  is a nonnegative function on  $(X - B)$ . But  $\sigma(\rho_\lambda^\circ, \rho_0)$  must itself be nonnegative somewhere, since  $\rho_\lambda^\circ$  and  $\rho_0$  have the same area. Thus the infimum of  $C_0 - \sigma(\rho_\lambda^\circ, \rho_0)$  is bounded above by  $C_0$ . Applying the weak Harnack inequality [GT, Thm. 8.18] and Corollary 10.4, we obtain:

$$\begin{aligned} \|C_0 - \sigma(\rho_\lambda^\circ, \rho_0)\|_{L^p(X-B_\epsilon, \rho_0)} &\leq C_1 \inf_{(X-B_{\epsilon/2})} (C_0 - \sigma(\rho_\lambda^\circ, \rho_0)) \\ &\quad + C_2 \|\Delta_{\rho_0} \sigma(\rho_\lambda^\circ, \rho_0)\|_{L^p(X-B_{\frac{\epsilon}{2}}, \rho_0)} \\ &\leq C_3 (C_0 + C(p, \epsilon/2, X)) \\ &= O(1) \end{aligned}$$

Finally, since the  $\rho_0$ -area of  $X$  is fixed, the  $L^p$  norm of the constant function  $C_0$  is bounded, and the Corollary follows by algebra. Corollary 10.4

Using the preceding corollaries (with  $p = 2$ ), we can finally assemble the analytic result about the Thurston metric that drives the proof of the main theorem:

**Theorem 10.6.** *Fix  $X \in \mathcal{T}(S)$  and  $\epsilon > 0$ . Then for each  $\lambda \in \mathcal{ML}(S)$  there is a set  $B$  that is the union of  $N$  hyperbolic balls of radius  $\epsilon$  (where the particular set of balls, but not their number, depends on  $\lambda$ ), and such that on  $(X - B)$  the logarithm of the normalized Thurston metric is uniformly bounded in the Sobolev space  $W^{2,2}$ , i.e.*

$$\|\sigma(\rho_\lambda^\circ, \rho_0)\|_{W^{2,2}(X-B, \rho_0)} \leq C(\epsilon, X)$$

*Proof.* By standard elliptic theory (e.g. [GT, Ch. 8]) we have the estimate

$$(10.7) \quad \|u\|_{W^{2,2}(X-B,\rho_0)} \leq C\|\Delta_{\rho_0}u\|_{L^2(X-B,\rho_0)} + C\|u\|_{L^2(X-B,\rho_0)}.$$

Here we have used the fact that the metric  $\rho_0$  on  $X$  (and  $X - B$ ) has bounded geometry in the  $C^\infty$  sense, so the classical PDE estimates for flat space apply here, possibly with different constants.

When (10.7) is applied to  $\sigma(\rho_\lambda^\circ, \rho_0)$ , the terms on the right hand side are bounded by corollaries 10.4 and 10.5, and the theorem follows.  $\square$

## 11. THE SCHWARZIAN TENSOR OF THE THURSTON METRIC

In this section we will consider quadratic differentials restricted to certain subsets of a hyperbolic surface  $X \in \mathcal{T}(S)$ . For this purpose it is helpful to introduce certain seminorms on the sections of  $S_{2,0}(X)$ , the bundle of symmetric tensors of type  $(2,0)$ .

For  $0 < \eta \leq 1$ ,  $p \geq 1$ , a nondegenerate conformal metric  $\rho$  on  $X$ , and  $\Psi \in L^p(S_{2,0}(X))$ , define

$$\|\Psi\|_{L_\eta^p(X,\rho)} = \inf \left\{ \left( \int_E |\Psi|^p \rho^{2-2p} \right)^{1/p} \mid E \subset X, \text{Area}(E, \rho) \geq \eta \text{Area}(X, \rho) \right\}.$$

Thus  $\|\Psi\|_{L_\eta^p(X,\rho)}$  is the smallest of the  $L^p$  norms of  $\Psi$  restricted to subsets of  $X$  with normalized area at least  $\eta$ . A general measurable differential can of course vanish on a large subset of  $X$  while having arbitrarily large  $L^p$  norm. However, this cannot happen if  $\Psi$  is holomorphic or nearly so.

Let us say that  $\Psi \in L^1(S_{2,0}(X))$  is  $\delta$ -holomorphic if there is a holomorphic differential  $\psi \in Q(X)$  such that  $\|\Psi - \psi\|_{L^1(X)} \leq \delta$ . Recall that positive quantities  $A$  and  $B$  are  $(C, \epsilon)$ -quasi-equal if

$$C^{-1}B - \epsilon < A < CB + \epsilon.$$

**Lemma 11.1.** *The  $L^1(X)$  and  $L_\eta^1(X, \rho)$  norms of a  $\delta$ -holomorphic differential  $\Psi \in L^1(S_{2,0}(X))$  are quasi-equal, with constants depending only on  $\eta$ ,  $\delta$ , and  $(X, \rho)$ .*

*Proof.* On the space of holomorphic differentials  $Q(X)$ , the  $L_\eta^1(X, \rho)$  seminorm is in fact a norm, since a holomorphic differential vanishes at only finitely many points. Since  $Q(X)$  is a finite-dimensional vector space, all norms are equivalent, and there exists  $C \geq 1$  such that

$$\|\psi\|_{L^1(X)} \leq C\|\psi\|_{L_\eta^1(X,\rho)}$$

for all  $\psi \in Q(X)$ . In the other direction, from the definition of  $L_\eta^1(X, \rho)$  we have

$$\|\psi\|_{L_\eta^1(X,\rho)} \leq \|\psi\|_{L^1(X)}.$$

Now let  $\Psi$  be a  $\delta$ -holomorphic differential, so there exists  $\psi \in Q(X)$  with  $\|\Psi - \psi\|_{L^1(X)} < \delta$ . Using the estimates above and the triangle inequality, we have

$$\|\Psi\|_{L_\eta^1(X,\rho)} \leq \|\Psi\|_{L^1(X)} \leq C\|\psi\|_{L_\eta^1(X,\rho)} + \|\Psi - \psi\|_{L^1(X)} \leq C\|\Psi\|_{L_\eta^1(X,\rho)} + \delta$$



and so these two norms are  $(C, \delta)$ -quasi-equal. Lemma 11.1

*Remark.* Of course an estimate similar to that of Lemma 11.1 holds for  $\|\Psi\|_{L^p_\eta(X, \rho)}$  if we consider differentials that are “close” to holomorphic ones in the  $L^p$  sense. We will only need the  $L^1$  version, however.

**Theorem 11.2.** *For all  $X \in \mathcal{T}(S)$  there exists  $C(X) > 0$  such that*

$$\|\beta(\rho_0, \rho_\lambda)\|_{L^1(X)} \leq C(X)$$

for all  $\lambda \in \mathcal{ML}(S)$ .

*Proof.* By Theorem 7.1, we have

$$\beta(\rho_0, \rho_\lambda) = \frac{1}{2}\phi_T(\lambda) - \frac{1}{4}\Phi(\lambda)$$

While by Theorem 5.3, the holomorphic differential  $\phi_F(\lambda)$  is close to the grafting differential  $\Phi(\lambda)$ ,

$$\|\Phi(\lambda) - \phi_F(\lambda)\|_{L^1(X)} = O(1).$$

Combining these, we have

$$\beta(\rho_0, \rho_\lambda) = \frac{1}{2}\phi_T(\lambda) - \frac{1}{4}\phi_F(\lambda) + O(1)$$

where here  $O(1)$  represents a quantity with bounded  $L^1$  norm; in particular,  $\beta(\rho_0, \rho_\lambda)$  is  $O(1)$ -holomorphic. Thus by Lemma 11.1, it suffices to bound the  $L^1_\eta(X, \rho_0)$  norm of  $\beta(\rho_0, \rho_\lambda)$ .

Specifically, we will show that there are  $C > 0$  and  $\epsilon > 0$  such that for each  $\lambda \in \mathcal{ML}(S)$ , there is a hyperbolic ball  $B_\epsilon \subset X$  satisfying

$$(11.3) \quad \|\beta(\rho_0, \rho_\lambda)\|_{L^1(B_\epsilon)} \leq C.$$

Since the hyperbolic area of  $X$  is fixed, an  $\epsilon$ -ball covers a definite fraction of the area, and this gives an upper bound on  $\|\beta(\rho_0, \rho_\lambda)\|_{L^1_\eta(X, \rho_0)}$  for some  $\eta$  depending on  $\epsilon$ .

Our choice of the ball  $B_\epsilon$  is simple: By Theorem 10.2, most of the curvature of  $\rho_\lambda$  is concentrated near a finite set of points, and so for  $\epsilon$  sufficiently small and each  $\lambda \in \mathcal{ML}(S)$  we can find a hyperbolic ball  $B_\epsilon$  that is uniformly far away from these points (with respect to the hyperbolic metric  $\rho_0$ ). Thus for such  $B_\epsilon$ , Theorem 10.6 implies that

$$\|\sigma(\rho_\lambda^\circ, \rho_0)\|_{W^{2,2}(B_\epsilon, \rho_0)} < C_1(\epsilon, X).$$

Since the  $W^{2,2}$  norm controls both the Hessian and derivative of  $\sigma(\rho_\lambda, \rho_0)$  (which are the same as those of  $\sigma(\rho_\lambda^\circ, \rho_0)$ , since it differs by a constant), by the definition of the Schwarzian tensor (6.3) we have

$$\|\beta(\rho_\lambda, \rho_0)\|_{L^2(B_\epsilon, \rho_0)} < C_2(\epsilon, X).$$

Applying the Cauchy-Schwartz inequality, we obtain

$$\|\beta(\rho_\lambda, \rho_0)\|_{L^1(B_\epsilon, \rho_0)} < \frac{C(\epsilon, X)}{\text{Area}(B_\epsilon, \rho_0)} = C_3(\epsilon, X),$$

which is (11.3), so the theorem follows. Theorem 11.2

With this estimate on the Schwarzian tensor in hand, and the decomposition from Theorem 7.1, the proof of the main theorem is quite easy:

*Proof (of Theorem 1.1).* Comparing both  $\phi_F(\lambda)$  and  $\phi_T(\lambda)$  to the grafting differential  $\Phi(\lambda)$ , we have

$$2\phi_T(\lambda) - \phi_F(\lambda) = [2\phi_T(\lambda) - \Phi(\lambda)] + [\Phi(\lambda) - \phi_F(\lambda)].$$

By the decomposition from Theorem 7.1,  $2\phi_T(\lambda) - \Phi(\lambda) = 4\beta(\rho_\lambda, \rho_0)$ , and this has bounded  $L^1$  norm by Theorem 11.2. The second term,  $\Phi(\lambda) - \phi_F(\lambda)$ , is bounded by Theorem 5.3.

Combining these two bounds, we obtain the theorem. Theorem 1.1

## 12. APPLICATIONS: HOLONOMY AND FUCHSIAN $\mathbb{CP}^1$ STRUCTURES

We now turn to an application of Theorem 1.1 in the study of  $\mathbb{CP}^1$  structures and their holonomy representations. Some background on this topic is necessary before we state the results.

Let  $Z$  be a  $\mathbb{CP}^1$  surface. The induced projective structure on the universal cover  $\tilde{Z}$  is always pulled back from the canonical projective structure of  $\mathbb{CP}^1$  by a meromorphic function  $f : \tilde{Z} \rightarrow \mathbb{CP}^1$ , which is unique up to post-composition with Möbius transformations. In cases where this ambiguity is not important, we call any one such map  $f$  the *developing map* for  $Z$ .

Because the projective structure of  $\tilde{Z}$  is invariant under the action of  $\pi_1(S)$  by deck transformations (where  $S$  is the smooth surface underlying  $Z$ ), for any  $\gamma \in \pi_1(S)$  and  $z \in \tilde{Z}$ , the germs  $f_z$  and  $f_{\gamma z}$  differ by composition with a Möbius transformation  $A_\gamma$ . The map  $\gamma \mapsto A_\gamma$  defines a homomorphism  $\eta(Z) : \pi_1(S) \rightarrow \mathrm{PSL}_2(\mathbb{C})$ , called the *holonomy representation* of  $Z$ , which is unique up to conjugation.

The association of a holonomy representation to a projective structure defines a map

$$\eta : \mathcal{P}(S) \rightarrow \mathcal{V}(S)$$

where  $\mathcal{V}(S)$  is the  $\mathrm{PSL}_2(\mathbb{C})$ -representation variety of  $\pi_1(S)$ , i.e.

$$\mathcal{V}(S) = \mathrm{Hom}(\pi_1(S), \mathrm{PSL}_2(\mathbb{C})) / \mathrm{PSL}_2(\mathbb{C})$$

and  $\mathrm{PSL}_2(\mathbb{C})$  acts on the set of homomorphisms by conjugation. It is known that the holonomy map  $\eta$  is a holomorphic local homeomorphism, though it is not proper (and in particular is not a covering map). The range of  $\eta$  has been studied by a number of authors; recently, it was shown that  $\eta$  is essentially surjective onto each connected component of  $\mathcal{V}(S)$  in its image [GKM], proving a conjecture of Gunning [Gun2].

We will be interested in the holonomy of  $\mathbb{CP}^1$  structures on a fixed Riemann surface  $X$ , i.e. the restriction of  $\eta$  to  $P(X)$ . The resulting holomorphic immersion

$$\eta_X : P(X) \rightarrow \mathcal{V}(S)$$

is proper and injective [Tan2] [Kap1].

Within  $\mathcal{V}(S)$  there is the closed set  $\text{AH}(S)$  of discrete and faithful representations, and its interior  $\mathcal{QF}(S)$ , which consists of quasi-Fuchsian representations. The quasi-Fuchsian representations are exactly those whose limit sets are quasi-circles in  $\mathbb{CP}^1$ ; similarly, the set  $\mathcal{F}(S)$  of Fuchsian representations consists of those whose limit sets are round circles.

Let  $K(X)$  denote the set of projective structures on  $X$  with discrete holonomy representations. Shiga and Tanigawa showed that the interior  $\text{Int } K(X)$  is exactly the set of projective structures on  $X$  with quasi-Fuchsian holonomy, i.e.

$$\text{Int } K(X) = \eta_X^{-1}(\mathcal{QF}(S)).$$

There is a natural decomposition of  $\text{Int } K(X)$  into countably many open and closed subsets according to the topology of the corresponding developing maps; the components in this decomposition are naturally indexed by integral measured laminations (or multicurves)  $\gamma \in \mathcal{ML}_{\mathbb{Z}}(S)$ :

$$\text{Int } K(X) = \bigsqcup_{\gamma \in \mathcal{ML}_{\mathbb{Z}}(S)} B_{\gamma}(X)$$

The developing maps of projective structures in  $B_{\gamma}(X)$  are pairwise isotopic, and have “wrapping” behavior described by the lamination  $\gamma$  (see [Kap2, Ch. 7], [Gol]).

The set  $B_0(X)$  corresponding to the empty multicurve  $0 \in \mathcal{ML}_{\mathbb{Z}}(S)$  is the *Bers slice* of  $X$ , i.e. the set of projective structures on  $X$  that arise from the domains of discontinuity of quasi-Fuchsian representations of  $\pi_1(S)$  [Shi]. When identified with a subset of  $Q(X)$  using the Schwarzian derivative,  $B_0(X)$  is the connected component of  $\text{Int } K(X)$  containing the origin, and is a bounded, contractible open set. The set  $B_0(X)$  can also be characterized as the set of projective structures on  $X$  with quasi-Fuchsian holonomy and injective developing maps.

We call the other sets  $B_{\gamma}(X)$  (with  $\gamma \neq 0$ ) the *exotic Bers slices*, because they are natural analogues of the Bers slice  $B_0(X)$ , but they consist of quasi-Fuchsian projective structures whose developing maps are not injective (which are called “exotic”  $\mathbb{CP}^1$ -structures). Compared to  $B_0(X)$ , little is known about the exotic Bers slices  $B_{\gamma}(X)$ ; in particular it is not known whether they are connected or bounded.

Each exotic Bers slice  $B_{\gamma}(X)$  contains a distinguished point  $c_{\gamma} = c_{\gamma}(X)$ , the *Fuchsian center*, which is the unique  $\mathbb{CP}^1$  structure in  $B_{\gamma}(X)$  with Fuchsian holonomy. While in general the connection between the multicurve  $\gamma$  and the grafting laminations of projective structures in  $B_{\gamma}(X)$  is difficult to determine, for  $c_{\gamma}$  the grafting lamination is just  $2\pi\gamma$  (see [Gol]), i.e.

$$\phi_T(2\pi\gamma) = c_{\gamma} \in B_{\gamma}(X).$$

The application of Theorem 1.1 we have in mind involves the distribution of the Fuchsian centers within  $P(X) \simeq Q(X)$ . Associated to a multicurve  $\gamma$

there is the *Jenkins-Strebel differential*  $s_\gamma$ ,

$$s_\gamma = \phi_F(2\pi\gamma) \in Q(X)$$

which is a holomorphic quadratic differential whose noncritical trajectories are closed and homotopic to the curves in the support of  $\gamma$ . Because the grafting laminations of the Fuchsian centers are integral measured laminations (up to the factor  $2\pi$ ), Theorem 1.1 implies that the associated quadratic differentials are within bounded distance of Jenkins-Strebel differentials. Specifically, we have:

**Theorem 12.1.** *For any compact Riemann surface  $X$  (with underlying smooth surface  $S$ ) and all multicurves  $\gamma \in \mathcal{ML}_\mathbb{Z}(S)$ , the Fuchsian center  $c_\gamma \in P(X) \simeq Q(X)$  and the  $2\pi$ -integral Jenkins-Strebel differential  $s_\gamma \in Q(X)$  satisfy*

$$\|2c_\gamma - s_\gamma\| \leq C(X)$$

where  $C(X)$  is a constant depending only on  $X$ .

*Proof.* The Fuchsian center  $c_\gamma$  and Jenkins-Strebel differential  $s_\gamma$  are defined in terms of the Thurston and foliation maps as follows:

$$c_\gamma = \phi_T(2\pi\gamma)$$

$$s_\gamma = \phi_F(2\pi\gamma)$$

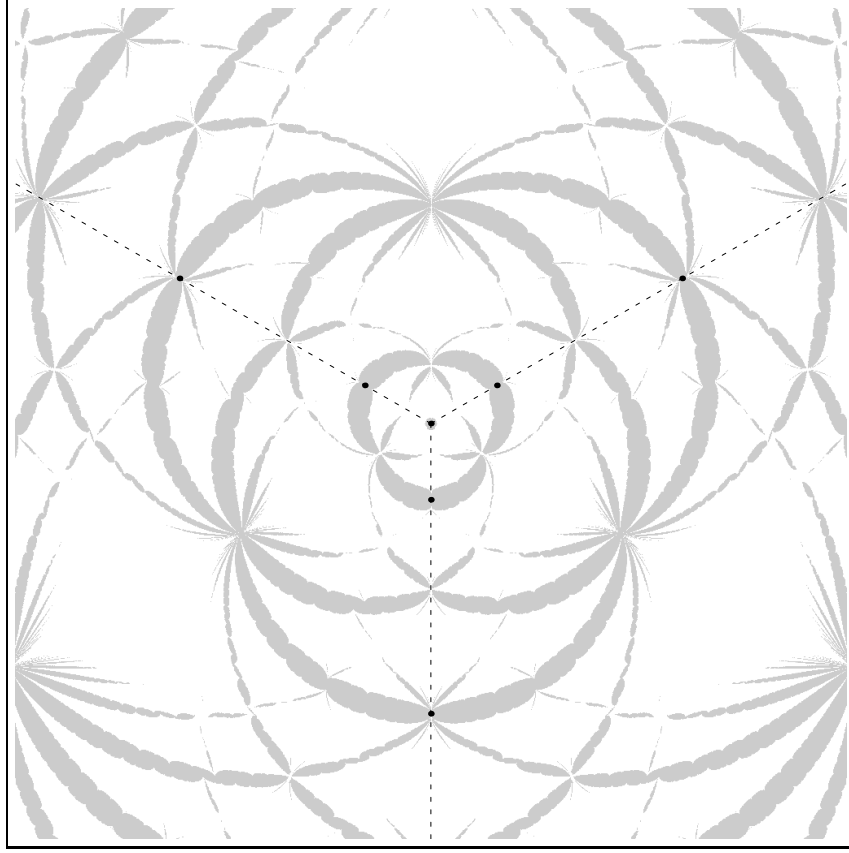
Thus by Theorem 1.1 we have

$$\|2c_\gamma - s_\gamma\| = \|2\phi_T(2\pi\gamma) - \phi_F(2\pi\gamma)\| \leq C(X).$$

Theorem 12.1

Theorem 12.1 implies that there is a rich structure to the exotic Bers slices  $B_\gamma(X)$  within the vector space  $Q(X)$  of holomorphic quadratic differentials; for example, each rational ray  $\mathbb{R}^+ \cdot s_\gamma \subset Q(X)$ ,  $\gamma \in \mathcal{ML}_\mathbb{Z}(S)$ , comes within bounded distance of an infinite sequence of Fuchsian centers  $\{c_{n\gamma} \mid n \in \mathbb{Z}^+\}$  and their surrounding “islands” of quasi-Fuchsian holonomy.

**Numerical examples.** In some cases the positions of the Fuchsian centers in  $Q(X)$  can be computed numerically. While the preceding discussion involved only compact surfaces, the analogous theory of punctured surfaces with *bounded*  $\mathbb{CP}^1$  structures (those which are represented by  $L^1$  meromorphic quadratic differentials, which have at most simple poles) is more amenable to computation. We will focus on the case where  $X$  is a punctured torus, so  $P(X)$  is a one-dimensional complex affine space. Here  $X$  is commensurable with a planar Riemann surface (a four-times-punctured  $\mathbb{CP}^1$ ), so it is possible to compute the holonomy representation of a  $\mathbb{CP}^1$  structure on  $X$  by numerical integration of an ODE around contours in  $\mathbb{C}$ . Existing discreteness algorithms for punctured torus groups can then be used to create pictures of Bers slices, the discreteness locus  $K(X)$ , and of the positions of the Fuchsian centers within islands of quasi-Fuchsian holonomy.



**Figure 3:** *Fuchsian centers for the hexagonal punctured torus, corresponding to the empty multicurve (the center) and the first two multiples of the three systoles.*

The images that follow were created using a computer software package implementing these techniques [D2]. See [KoSu] [KSWY] for further discussion of numerical methods.

Figure 3 shows part of  $P(X)$  where  $X$  is the hexagonal punctured torus, i.e. the result of identifying opposite edges of a regular hexagon in  $\mathbb{C}$  and removing one cycle of vertices. The image is centered on the Bers slice, and regions corresponding to projective structures with discrete holonomy have been shaded. Each of the seven Fuchsian centers in this region of  $P(X)$  is marked; these correspond to the empty multicurve and the three shortest curves on the hexagonal torus with multiplicities one and two.

The dashed curves in Figure 3 are the *pleating rays* in  $P(X)$  consisting of projective structures with grafting laminations  $\{t\gamma | t \in \mathbb{R}^+\}$ , where  $\gamma$  is one of the three systoles. Our use of the term “pleating ray” is somewhat different than that of Keen-Series and others, as we mean that the projective class of a bending lamination is fixed for a family of equivariant pleated planes in

$\mathbb{H}^3$ , whereas in [KeSe] and elsewhere it is often assumed that the associated  $\mathrm{PSL}_2(\mathbb{C})$  representation is quasi-Fuchsian and that the pleated surface is one of its convex hull boundary surfaces. The pleating rays in  $P(X)$  (as we have defined them) naturally interpolate between the Fuchsian centers, which appear at the  $2\pi$ -integral points.

The hexagonal torus is a special case because it has many symmetries. In fact, the pleating rays for the systoles are forced (by symmetry) to be Euclidean rays emanating from the origin in the directions of the associated Jenkins-Strebel differentials. Thus, while Theorem 1.1 implies that the Fuchsian centers associated to multiples of the systoles (and the pleating rays that go through them) lie within *bounded distance* of the lines of Jenkins-Strebel differentials, in this example the Fuchsian centers lie on the lines, which *coincide* with the pleating rays.

Figure 4 shows part of  $P(X)$  for a punctured torus  $X$  without symmetries. Five Fuchsian centers are marked, corresponding to a certain simple closed curve  $\gamma$  with multiplicity  $n$ ,  $0 \leq n \leq 4$ . While there is no longer an intrinsic symmetry that forces the centers to lie on a straight line in  $P(X) \simeq \mathbb{C}$ , the pleating ray that contains these centers (the dashed curve) is indistinguishable from the line of Jenkins-Strebel differentials at the resolution of the figure. In fact, a sector of angle  $4 \times 10^{-5}$  centered on the Jenkins-Strebel ray contains the part of the pleating ray visible in the figure.

Figure 5 shows the norm of the difference between  $2\phi_T$  and  $\phi_F$  along the pleating ray from Figure 4. In this region, the  $L^1$  norm of the difference is everywhere less than 2, while the first Fuchsian center  $c_\gamma$  has norm greater than 14, and the width of the region in Figure 4 is approximately 250. This should be contrasted with the distance between the pleating ray and the line of Jenkins-Strebel differentials as unparameterized curves, which is much smaller still. But the Fuchsian centers are not exactly colinear; for example, the ratios of differences between neighboring centers in Figure 4 (as elements of  $Q(X) \simeq \mathbb{C}$ ) are not real, e.g.


$$\begin{aligned} \arg\left(\frac{c_{2\gamma} - c_\gamma}{c_\gamma - c_0}\right) &\approx 7.34 \times 10^{-6} \\ \arg\left(\frac{c_{3\gamma} - c_{2\gamma}}{c_{2\gamma} - c_\gamma}\right) &\approx 3.11 \times 10^{-6}. \end{aligned}$$

### 13. APPLICATIONS: COMPACTIFICATION OF $P(X)$ AND $\mathcal{P}(S)$

In this section we describe another application of Theorem 1.1 that extends the results of [D3] on  $\mathbb{CP}^1$  structures and the asymptotics of grafting and pruning.

As described in §4, Thurston's projective extension of grafting provides a homeomorphism between the space  $\mathcal{P}(S)$  of  $\mathbb{CP}^1$  structures on the differentiable compact surface  $S$  and the product  $\mathcal{ML}(S) \times \mathcal{T}(S)$ :

$$\mathcal{ML}(S) \times \mathcal{T}(S) \xrightarrow{\mathrm{Gr}} \mathcal{P}(S).$$

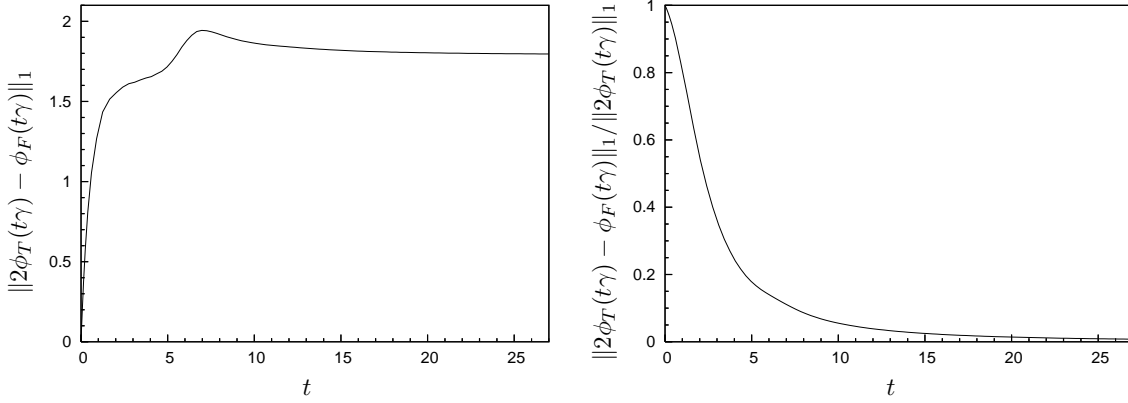


**Figure 4:** *Fuchsian centers for a punctured torus with no symmetries; the modular parameter of the underlying Euclidean torus is approximately  $\tau = 0.369 + 1.573i$ . The right-most marked point is the origin, which is the Fuchsian center in the Bers slice. The other Fuchsian centers correspond to multiples of a simple closed curve  $\gamma$ , which lie on the  $\gamma$ -pleating ray  $\{\phi_T(t\gamma) \mid t \in \mathbb{R}^+\}$  (the dashed curve). The  $L^1$  distance between opposite sides of the image is approximately 250.*

Thus the set  $P(X) \subset \mathcal{P}(S)$  of  $\mathbb{CP}^1$  structures on a fixed Riemann surface  $X$  corresponds, using grafting, to a set of pairs  $M_X = \{(\lambda, Y) \in \mathcal{ML}(S) \times \mathcal{T}(S) \mid \text{gr}_\lambda Y = X\}$ .

In [D3], it is shown that the image of  $P(X)$  in  $\mathcal{ML}(S) \times \mathcal{T}(S)$  is well-behaved with respect to natural compactifications of the two factors—the Thurston compactification  $\overline{\mathcal{T}(S)}$  and the projective compactification  $\overline{\mathcal{ML}(S)} = \mathcal{ML}(S) \sqcup \mathbb{P}\mathcal{ML}(S)$ .

**Theorem 13.1** ([D3, Thm 1.2]). *For all  $X \in \mathcal{T}(S)$ , the boundary of  $M_X = \{(\lambda, Y) \in \mathcal{ML}(S) \times \mathcal{T}(S) \mid \text{gr}_\lambda Y = X\}$  in  $\overline{\mathcal{ML}(S)} \times \overline{\mathcal{T}(S)}$  is the graph of*



**Figure 5:** The difference  $(2\phi_T(t\gamma) - \phi_F(t\gamma)) \in Q(X)$  as a function of  $t$ , measured in  $L^1$  norm (left), and as a fraction of the  $L^1$  norm of  $2\phi_T(t\gamma)$  (right). Here  $X$  is the punctured torus with modular parameter  $\tau = 0.369 + 1.573i$  and  $\gamma$  is the curve on  $X$  corresponding to the pleating ray in Figure 4.

the antipodal involution  $i_X : \mathbb{P}\mathcal{ML}(S) \rightarrow \mathbb{P}\mathcal{ML}(S)$ , i.e.

$$\overline{M_X} = M_X \sqcup \Gamma(i_X)$$

where

$$\Gamma(i_X) = \{([\lambda], [i_X(\lambda)]) \mid \lambda \in \mathcal{ML}(S)\} \subset \mathbb{P}\mathcal{ML}(S) \times \mathbb{P}\mathcal{ML}(S).$$

A deficiency in this description of the image of  $P(X)$  in  $\mathcal{ML}(S) \times \mathcal{T}(S)$  is that it does not relate the boundary to the Poincaré parameterization of  $P(X)$  using quadratic differentials.

On the other hand, there is a natural map from the boundary of the space of holomorphic quadratic differentials to  $\mathbb{P}\mathcal{ML}(S) \times \mathbb{P}\mathcal{ML}(S)$ : Consider the map

$$\mathcal{F} \times \mathcal{F}^\perp : Q(X) \rightarrow \mathcal{MF}(S) \times \mathcal{MF}(S)$$

which records the vertical and horizontal measured foliations of a holomorphic quadratic differential. Using the natural identification between  $\mathcal{MF}(S)$  and  $\mathcal{ML}(S)$ , we also have a map  $\Lambda \times \Lambda^\perp : Q(X) \rightarrow \mathcal{ML}(S) \times \mathcal{ML}(S)$ . Because it is homogeneous, there is an induced map between projective spaces

$$\Lambda \times \Lambda^\perp : \mathbb{P}^+Q(X) \rightarrow \mathbb{P}\mathcal{ML}(S) \times \mathbb{P}\mathcal{ML}(S),$$

where  $\mathbb{P}^+Q(X) = (Q(X) - \{0\})/\mathbb{R}^+$ . The image of this map is, by definition, the graph of the antipodal involution  $i_X : \mathbb{P}\mathcal{ML}(S) \rightarrow \mathbb{P}\mathcal{ML}(S)$  [D3].

Since  $P(X)$  and  $Q(X)$  are identified using the Schwarzian derivative, we can use the projective compactification  $\overline{Q(X)} = Q(X) \sqcup \mathbb{P}^+Q(X)$  to obtain the *Schwarzian compactification*  $\overline{P(X)}_S$ ; a sequence of projective structures converges in  $\overline{P(X)}_S$  if their Schwarzian derivatives can be rescaled (by positive real factors) so as to converge in  $(Q(X) - \{0\})$ .



Using Theorem 1.1 we can extend Theorem 13.1 and show that the inclusion  $P(X) \hookrightarrow \mathcal{ML}(S) \times \mathcal{T}(S)$  extends continuously to  $\overline{P(X)}_S$  and has  $\Lambda \times \Lambda^\perp$  as its boundary values:

**Theorem 13.2.** *For each  $X \in \mathcal{T}(S)$ , the inclusion  $P(X) \hookrightarrow \mathcal{ML}(S) \times \mathcal{T}(S)$  obtained by taking Thurston's grafting coordinates for the projective structures on  $X$  extends continuously to a map*

$$\overline{P(X)}_S \rightarrow \overline{\mathcal{ML}(S)} \times \overline{\mathcal{T}(S)}$$

where  $\overline{P(X)}_S = P(X) \sqcup \mathbb{P}^+Q(X)$  is the projective compactification using the Schwarzian derivative,  $\overline{\mathcal{T}(S)}$  is the Thurston compactification, and  $\overline{\mathcal{ML}(S)} = \mathcal{ML}(S) \sqcup \mathbb{P}\mathcal{ML}(S)$ . When restricted to the boundary, this extension agrees with the map

$$\Lambda \times \Lambda^\perp : \mathbb{P}^+Q(X) \rightarrow \mathbb{P}\mathcal{ML}(S) \times \mathbb{P}\mathcal{ML}(S)$$

which sends a projective class of differentials to the projective measured laminations associated to its vertical and horizontal foliations. In particular, the boundary of  $P(X)$  in  $\overline{\mathcal{ML}(S)} \times \overline{\mathcal{T}(S)}$  is the graph of the antipodal involution  $i_X : \mathbb{P}\mathcal{ML}(S) \rightarrow \mathbb{P}\mathcal{ML}(S)$ .

*Proof.* The idea is that the results of [D3] imply a similar extension statement for a compactification of  $P(X)$  using harmonic maps, while Theorem 1.1 shows that this compactification is the same as the one obtained using the Schwarzian derivative.

Consider a divergent sequence in  $P(X)$ , with associated grafting laminations  $\lambda_i$ ; let  $Y_i = \text{pr}_{\lambda_i} X$ . The proof of Theorem 13.1 in [D3] uses Wolf's theory of harmonic maps between Riemann surfaces and from Riemann surfaces to  $\mathbb{R}$ -trees (see [Wol2], [Wol3]) to show that if  $h_i : X \rightarrow Y_i$  is the harmonic map compatible with the markings, and  $\Phi_i \in Q(X)$  is its Hopf differential, then

$$(13.3) \quad \begin{aligned} \lim_{i \rightarrow \infty} [\Lambda(\Phi_i)] &= [\lambda] \in \mathbb{P}\mathcal{ML}(S) \\ \lim_{i \rightarrow \infty} [\Lambda^\perp(\Phi_i)] &= \lim_{i \rightarrow \infty} Y_i = [i_X(\lambda)] \in \mathbb{P}\mathcal{ML}(S). \end{aligned}$$

To rephrase these results, define the *harmonic maps compactification*

$$\overline{P(X)}_h = P(X) \sqcup \mathbb{P}^+Q(X)$$

where a sequence of projective structures converges to  $[\Phi] \in \mathbb{P}^+Q(X)$  if the sequence  $\Phi_i$  of Hopf differentials of the associated harmonic maps converges projectively to  $\Phi$  (compare [Wol1]). Then (13.3) says that the inclusion  $P(X) \hookrightarrow \mathcal{ML}(S) \times \mathcal{T}(S)$  using the grafting coordinates extends continuously to the harmonic maps compactification,

$$\overline{P(X)}_h \hookrightarrow \overline{\mathcal{ML}(S)} \times \overline{\mathcal{T}(S)},$$

and that the boundary of this extension is

$$\Lambda \times \Lambda^\perp : \mathbb{P}^+Q(X) \rightarrow \mathbb{P}\mathcal{ML}(S) \times \mathbb{P}\mathcal{ML}(S).$$

By Theorem 1.1, however, the projective limit of the Schwarzian derivatives of a divergent sequence of projective structures on  $X$  is the same as that of the grafting differentials, which by Theorem 5.3 is also the same as the projective limit of the Hopf differentials of the harmonic maps. As a result, the harmonic maps compactification and the Schwarzian compactification are the same:

$$\overline{P(X)}_S \simeq \overline{P(X)}_h$$

and the theorem follows.

Theorem 13.2

## REFERENCES

- [Ahl] Lars V. Ahlfors. Cross-ratios and Schwarzian derivatives in  $\mathbf{R}^n$ . In *Complex analysis*, pages 1–15. Birkhäuser, Basel, 1988.
- [ABN] A. D. Aleksandrov, V. N. Berestovskii, and I. G. Nikolaev. Generalized Riemannian spaces. *Uspekhi Mat. Nauk* **41**(1986), 3–44, 240.
- [And] C. Greg Anderson. *Projective Structures on Riemann Surfaces and Developing Maps to  $\mathbb{H}^3$  and  $\mathbb{CP}^n$* . PhD thesis, University of California at Berkeley, 1998.
- [BO] S. Bouarroudj and V. Yu. Ovsienko. Three cocycles on  $\text{Diff}(S^1)$  generalizing the Schwarzian derivative. *Internat. Math. Res. Notices* (1998), 25–39.
- [Bru] Alexander Brudnyi. On a BMO-property for subharmonic functions. *J. Fourier Anal. Appl.* **8**(2002), 603–612.
- [CDO1] Martin Chuaqui, Peter Duren, and Brad Osgood. The Schwarzian derivative for harmonic mappings. *J. Anal. Math.* **91**(2003), 329–351.
- [CDO2] Martin Chuaqui, Peter Duren, and Brad Osgood. Curvature properties of planar harmonic mappings. *Comput. Methods Funct. Theory* **4**(2004), 127–142.
- [D1] David Dumas. *Complex Projective Structures, Grafting, and Teichmüller Theory*. PhD thesis, Harvard University, May 2004.
- [D2] David Dumas. Bear: A tool for studying Bers slices of punctured tori. Free software, available for download from <http://bear.sourceforge.net/>.
- [D3] David Dumas. Grafting, pruning, and the antipodal map on measured laminations. To appear in *J. Differential Geometry*. [arXiv:math.DG/0501194](https://arxiv.org/abs/math/0501194)
- [DO] K. D’yuval’ and V. Yu. Ovsienko. Lorentz world lines and the Schwarzian derivative. *Funktsional. Anal. i Prilozhen.* **34**(2000), 69–72.
- [Eps] Charles L. Epstein. The hyperbolic Gauss map and quasiconformal reflections. *J. Reine Angew. Math.* **372**(1986), 96–135.
- [Fla] Harley Flanders. The Schwarzian as a curvature. *J. Differential Geometry* **4**(1970), 515–519.
- [GKM] Daniel Gallo, Michael Kapovich, and Albert Marden. The monodromy groups of Schwarzian equations on closed Riemann surfaces. *Ann. of Math. (2)* **151**(2000), 625–704.
- [GT] David Gilbarg and Neil S. Trudinger. *Elliptic partial differential equations of second order*, volume 224 of *Grundlehren der Mathematischen Wissenschaften [Fundamental Principles of Mathematical Sciences]*. Springer-Verlag, Berlin, second edition, 1983.
- [Gol] William M. Goldman. Projective structures with Fuchsian holonomy. *J. Differential Geom.* **25**(1987), 297–326.
- [GF] Sheng Gong and Carl H. FitzGerald. The Schwarzian derivative in several complex variables. *Sci. China Ser. A* **36**(1993), 513–523.
- [Gun1] R. C. Gunning. Special coordinate coverings of Riemann surfaces. *Math. Ann.* **170**(1967), 67–86.

- [Gun2] R. C. Gunning. Affine and projective structures on Riemann surfaces. In *Riemann surfaces and related topics: Proceedings of the 1978 Stony Brook Conference (State Univ. New York, Stony Brook, N.Y., 1978)*, volume 97 of *Ann. of Math. Stud.*, pages 225–244, Princeton, N.J., 1981. Princeton Univ. Press.
- [Hej] Dennis A. Hejhal. Monodromy groups and linearly polymorphic functions. *Acta Math.* **135**(1975), 1–55.
- [HM] John Hubbard and Howard Masur. Quadratic differentials and foliations. *Acta Math.* **142**(1979), 221–274.
- [Hub] Alfred Huber. Zum potentialtheoretischen Aspekt der Alexandrowschen Flächentheorie. *Comment. Math. Helv.* **34**(1960), 99–126.
- [KT] Yoshinobu Kamishima and Ser P. Tan. Deformation spaces on geometric structures. In *Aspects of low-dimensional manifolds*, volume 20 of *Adv. Stud. Pure Math.*, pages 263–299. Kinokuniya, Tokyo, 1992.
- [Kap1] Michael Kapovich. On monodromy of complex projective structures. *Invent. Math.* **119**(1995), 243–265.
- [Kap2] Michael Kapovich. *Hyperbolic manifolds and discrete groups*, volume 183 of *Progress in Mathematics*. Birkhäuser Boston Inc., Boston, MA, 2001.
- [KeSe] Linda Keen and Caroline Series. Pleating invariants for punctured torus groups. *Topology* **43**(2004), 447–491.
- [KoSu] Yohei Komori and Toshiyuki Sugawa. Bers embedding of the Teichmüller space of a once-punctured torus. *Conform. Geom. Dyn.* **8**(2004), 115–142 (electronic).
- [KSWY] Yohei Komori, Toshiyuki Sugawa, Masaaki Wada, and Yasushi Yamashita. Drawing Bers embeddings of the Teichmüller space of once punctured tori. *Surikaiseikikenkyūsho Kōkyūroku* (2000), 9–17. Hyperbolic spaces and related topics, II (Japanese) (Kyoto, 1999).
- [KS1] Nicholas J. Korevaar and Richard M. Schoen. Sobolev spaces and harmonic maps for metric space targets. *Comm. Anal. Geom.* **1**(1993), 561–659.
- [KS2] Nicholas J. Korevaar and Richard M. Schoen. Global existence theorems for harmonic maps to non-locally compact spaces. *Comm. Anal. Geom.* **5**(1997), 333–387.
- [KP] Ravi S. Kulkarni and Ulrich Pinkall. A canonical metric for Möbius structures and its applications. *Math. Z.* **216**(1994), 89–129.
- [Lev] Gilbert Levitt. Foliations and laminations on hyperbolic surfaces. *Topology* **22**(1983), 119–135.
- [Mes1] Chikako Mese. The structure of singular spaces of dimension 2. *Manuscripta Math.* **100**(1999), 375–389.
- [Mes2] Chikako Mese. Harmonic maps between surfaces and Teichmüller spaces. *Amer. J. Math.* **124**(2002), 451–481.
- [OS] Brad Osgood and Dennis Stowe. The Schwarzian derivative and conformal mapping of Riemannian manifolds. *Duke Math. J.* **67**(1992), 57–99.
- [OT] V. Ovsienko and S. Tabachnikov. Sturm theory, Ghys theorem on zeroes of the Schwarzian derivative and flattening of Legendrian curves. *Selecta Math. (N.S.)* **2**(1996), 297–307.
- [Reš1] Yu. G. Rešetnyak. Isothermal coordinates in manifolds of bounded curvature. *Doklady Akad. Nauk SSSR (N.S.)* **94**(1954), 631–633.
- [Reš2] Yu. G. Rešetnyak. Non-expansive maps in a space of curvature no greater than  $K$ . *Sibirsk. Mat. Ž.* **9**(1968), 918–927.
- [Reš3] Yu. G. Rešetnyak. On the conformal representation of Alexandrov surfaces. In *Papers on analysis*, volume 83 of *Rep. Univ. Jyväskylä Dep. Math. Stat.*, pages 287–304. Univ. Jyväskylä, Jyväskylä, 2001.
- [SW] Kevin P. Scannell and Michael Wolf. The grafting map of Teichmüller space. *J. Amer. Math. Soc.* **15**(2002), 893–927 (electronic).

- [Shi] Hiroshige Shiga. Projective structures on Riemann surfaces and Kleinian groups. *J. Math. Kyoto Univ.* **27**(1987), 433–438.
- [Str] Kurt Strebel. *Quadratic differentials*, volume 5 of *Ergebnisse der Mathematik und ihrer Grenzgebiete (3) [Results in Mathematics and Related Areas (3)]*. Springer-Verlag, Berlin, 1984.
- [Tan1] Harumi Tanigawa. Grafting, harmonic maps and projective structures on surfaces. *J. Differential Geom.* **47**(1997), 399–419.
- [Tan2] Harumi Tanigawa. Divergence of projective structures and lengths of measured laminations. *Duke Math. J.* **98**(1999), 209–215.
- [Thu] William P. Thurston. Zippers and univalent functions. In *The Bieberbach conjecture (West Lafayette, Ind., 1985)*, volume 21 of *Math. Surveys Monogr.*, pages 185–197. Amer. Math. Soc., Providence, RI, 1986.
- [Wol1] Michael Wolf. The Teichmüller theory of harmonic maps. *J. Differential Geom.* **29**(1989), 449–479.
- [Wol2] Michael Wolf. High energy degeneration of harmonic maps between surfaces and rays in Teichmüller space. *Topology* **30**(1991), 517–540.
- [Wol3] Michael Wolf. Harmonic maps from surfaces to  $\mathbf{R}$ -trees. *Math. Z.* **218**(1995), 577–593.

DEPARTMENT OF MATHEMATICS, BROWN UNIVERSITY, PROVIDENCE, RI 02912, USA

*E-mail address:* `ddumas@math.brown.edu`

*URL:* `http://www.math.brown.edu/~ddumas/`