

Peripheral fillings of relatively hyperbolic groups

D. V. Osin

Abstract

A group theoretic version of Dehn surgery is studied. Starting with an arbitrary relatively hyperbolic group G we define a *peripheral filling procedure*, which produces quotients of G by imitating the effect of the Dehn filling of a complete finite volume hyperbolic 3-manifold M on the fundamental group $\pi_1(M)$. The main result of the paper is an algebraic counterpart of Thurston's hyperbolic Dehn surgery theorem. We also show that peripheral subgroups of G 'almost' have the Congruence Extension Property and the group G is approximated (in an algebraic sense) by its quotients obtained by peripheral fillings. Various applications of these results are discussed.

1 Introduction

Let M be a compact orientable 3-manifold with finitely many toric boundary components T_1, \dots, T_k . Topologically distinct ways to attach a solid torus to T_i are parameterized by *slopes* on T_i , i.e., isotopy classes of unoriented essential simple closed curves in T_i . For a collection $\sigma = (\sigma_1, \dots, \sigma_k)$, where σ_i is a slope on T_i , the *Dehn filling* $M(\sigma)$ of M is the manifold obtained from M by attaching a solid torus $\mathbb{D}^2 \times \mathbb{S}^1$ to each boundary component T_i so that the meridian $\partial\mathbb{D}^2$ goes to a simple closed curve of the slope σ_i . The fundamental theorem of Thurston [17] asserts that if $M - \partial M$ admits a complete finite volume hyperbolic structure, then the resulting closed manifold $M(\sigma)$ is hyperbolic provided σ does not contain slopes from a fixed finite set.

Given a subset S of a group G , we denote by $\langle S \rangle^G$ the normal closure of S in G . Clearly,

$$\pi_1(M(\sigma)) = \pi_1(M) / \langle x_1, \dots, x_k \rangle^{\pi_1(M)},$$

where $x_i \in \pi_1(T_i)$ is the element corresponding to the slope σ_i . Thus Thurston's theorem implies the following group-theoretic result:

Let G be a fundamental group of a complete finite volume hyperbolic 3-manifold, H_1, \dots, H_k the peripheral subgroups of G . Then there exists a finite subset \mathcal{F} of G such that for any collection of (primitive) elements $x_i \in H_i \setminus \mathcal{F}$, the quotient group $G / \langle x_1, \dots, x_k \rangle^G$ is (word) hyperbolic.

In our paper we generalize this result in two directions. First instead of the class of fundamental groups of complete finite volume hyperbolic manifolds we deal with its far-reaching generalization, the class of *relatively hyperbolic groups*. Secondary instead of single elements x_i we consider arbitrary 'fillings' of the peripheral subgroups.

Recall that the notion of relative hyperbolicity was introduced in group theory by Gromov in [5] and since then it has been elaborated from different points of view (see [1, 2, 4, 14]

and references therein). Here we mention some examples and refer the reader to the next section for the precise definition of relatively hyperbolic groups.

- If M is a complete finite-volume manifold of pinched negative sectional curvature, then $\pi_1(M)$ is hyperbolic with respect to the collection of the cusp subgroups [1, 4].
- Any (word) hyperbolic group G is hyperbolic relative to the trivial subgroup.
- Geometrically finite convergence groups acting on non-empty perfect compact metric spaces are hyperbolic relative to the set of the maximal parabolic subgroups [19].
- Free products of groups and their small cancellation quotients, as defined in [10], are hyperbolic relative to the factors [14].
- Fundamental groups of finite graphs of groups with finite edge groups are hyperbolic relative to the vertex groups [1]. In particular, according to the famous Stallings Theorem, any group with infinite number of ends carries such a relatively hyperbolic structure.
- Finitely generated groups acting freely on R^n -trees are hyperbolic relative to the maximal non-cyclic abelian subgroups [6]. This class of examples includes limit groups studied by Kharlampovich, Myasnikov [9], and independently by Sela [16] in their solution of the famous Tarskii problem.

In the context of relatively hyperbolic groups, the algebraic analogue of Dehn filling is defined as follows. Suppose that a group G is hyperbolic relative to a collection of subgroups $\{H_\lambda\}_{\lambda \in \Lambda}$. To each collection $\mathfrak{N} = \{N_\lambda\}_{\lambda \in \Lambda}$, where N_λ is a normal subgroup of H_λ , we associate the quotient group

$$G(\mathfrak{N}) = G / \langle \bigcup_{\lambda \in \Lambda} N_\lambda \rangle^G. \quad (1)$$

Our main result is the following.

Theorem 1.1. *Suppose that a group G is hyperbolic relative to a collection of subgroups $\{H_\lambda\}_{\lambda \in \Lambda}$. Then there exists a finite subset \mathcal{F} of non-trivial elements of G such that for any collection $\mathfrak{N} = \{N_\lambda\}_{\lambda \in \Lambda}$ of subgroups $N_\lambda \triangleleft H_\lambda$ satisfying the condition $N_\lambda \cap \mathcal{F} = \emptyset$ for any $\lambda \in \Lambda$, we have:*

1. *For each $\lambda \in \Lambda$, the natural map $H_\lambda/N_\lambda \rightarrow G(\mathfrak{N})$ is injective.*
2. *The quotient group $G(\mathfrak{N})$ is hyperbolic relative to the collection $\{H_\lambda/N_\lambda\}_{\lambda \in \Lambda}$.*

Moreover, for any finite subset $S \subseteq G$, there exists a finite subset $\mathcal{F}(S)$ of non-trivial elements of G such that the restriction of the natural homomorphism $G \rightarrow G(\mathfrak{N})$ to S is injective whenever \mathfrak{N} satisfies the condition $N_\lambda \cap \mathcal{F}(S) = \emptyset$ for any $\lambda \in \Lambda$.

It is worth to notice that the theorem applies to general (not necessarily finitely generated) relatively hyperbolic groups. In case the group G is finitely generated, the condition $N_\lambda \cap \mathcal{F} = \emptyset$ simply means that the subgroups N_λ contain no non-trivial elements of small (word) length.

Our proof is purely combinatorial and extensively uses the technique related to van Kampen diagrams over group presentations. Many ideas used in the proof go back to methods developed by Alexander Olshanskii in his geometric solution of the Burnside problem (see [12], [13]). Jason Manning has informed the author that he and Daniel Groves have another proof of Theorem 1.1 in the particular case when the group G is torsion free and finitely generated [11].

Recall that if a finitely generated group G is hyperbolic relative to a collection of hyperbolic subgroups, then G is a hyperbolic group itself [14, 4].

Corollary 1.2. *Under the assumptions of Theorem 1.1, suppose that G is finitely generated and H_λ/N_λ is hyperbolic for each $\lambda \in \Lambda$. Then $G(\mathfrak{N})$ is hyperbolic.*

Let us discuss some other applications of Theorem 1.1. Recall that a subgroup H of a group G has the *Congruence Extension Property* if for any $N \triangleleft H$, we have $H \cap N^G = N$ (or, equivalently, the natural homomorphism $H/N \rightarrow G/N^G$ is injective). An obvious example of CEP is provided by the pair G, H , where H is a free factor of G . This property has been extensively studied for groups and semigroups. We say that a subgroup H of a group G *almost has CEP* if there is a finite set of non-trivial elements $\mathcal{F} \subseteq H$ such that $H \cap N^G = N$ whenever $N \cap \mathcal{F} = \emptyset$.

Recall that a subgroup H of a group G is said to be *almost malnormal*, if $H^g \cap H$ is finite for all $g \notin H$. Bowditch [1] proved that if G is a hyperbolic group and H is an almost malnormal subgroup of G , then G is hyperbolic relative to H (see also [15]). Thus the following is an immediate corollary of Theorem 1.1.

Corollary 1.3. *Any almost malnormal quasi-convex subgroup of a hyperbolic group almost has CEP.*

If G is a free group, any almost malnormal subgroup $H \leq G$ is malnormal (i.e., it satisfies $H^g \cap H = \{1\}$ for all $g \notin H$). It is also well-known that a subgroup of a finitely generated free group is quasi-convex if and only if it is finitely generated. Even the following result seems to be new.

Corollary 1.4. *Any finitely generated malnormal subgroup of a free group almost has CEP.*

If the free group is finitely generated this is a particular case of the previous corollary. To prove Corollary 1.4 in the full generality, it suffices to notice that any finitely generated subgroup H of a free group F belongs to a finitely generated free factor F_0 of F and F_0 has CEP as a subgroup of F . This easily implies that H almost has CEP in F .

Considering a series of subgroups $K \triangleleft H \triangleleft F$ in a free group F , where K is not normal in F , it is easy to notice that the word 'malnormal' can not be removed from the corollary. It is less trivial that, in general, malnormal subgroups of free groups do not have CEP. Here we sketch an example suggested by A. Klyachko. Let F be the a free group with a basis x, y . It is not hard to construct a malnormal subgroup H of F generated by x and some word $w \in [F, F]$. Suppose that $N = \langle x \rangle^H$. Then $N^F = H \neq N$ since $w \in \langle x \rangle^F$.

Theorem 1.1 also implies that, in an algebraic sense, the group G is approximated by its images obtained by peripheral fillings. To be more precise, we recall that a group G is *fully residually \mathcal{C}* , where \mathcal{C} is a class of groups, if for any finite subset $\mathcal{S} \subseteq G$, there

is a homomorphism of G onto a group from \mathcal{C} that is injective on \mathcal{S} . The study of this notions has a long history and is motivated by the following observation. If \mathcal{C} is a class of 'nice' groups in a certain sense, then any (fully) residually \mathcal{C} group also enjoys some nice properties. Theorem 1.1 allows us to obtain some results concerning fully residually hyperbolic groups. We recall that a group is called *non-elementary* if it does not contain a cyclic subgroup of finite index.

Corollary 1.5. *Suppose that a finitely generated group G is hyperbolic relative to a collection of subgroups $\{H_\lambda\}_{\lambda \in \Lambda}$ and for each $\lambda \in \Lambda$, the group H_λ is fully residually hyperbolic. Then G is fully residually hyperbolic. Moreover, if G is non-elementary and all subgroups H_λ are proper, then G is fully residually non-elementary hyperbolic.*

For instance, the fundamental groups of complete finite volume Riemannian manifolds of pinched negative curvature are hyperbolic relative to the cusp subgroups [1, 4], which are virtually nilpotent [3]. It is well-known that any nilpotent group is residually finite [7] and hence so is any virtually nilpotent group. Finally we recall that finite groups are hyperbolic. Combining this with Corollary 1.5 we obtain

Corollary 1.6. *Fundamental groups of complete finite volume Riemannian manifolds of pinched negative curvature are fully residually non-elementary hyperbolic.*

We note that any fully residually non-elementary hyperbolic group G has infinite quotients of bounded period and moreover $\bigcap_{n=1}^{\infty} G^n = \{1\}$, where $G^n = \{g^n \mid g \in G\}$. This is an immediate corollary of the result of Ivanov and Olhanskii [8].

Another application is related to the well known question of whether all hyperbolic groups are residually finite. Although in many particular cases the answer is known to be positive (see [18] and references therein), in the general case the question is still open. The following obvious consequence of Corollary 1.5 shows that this problem is equivalent to its relative analogue. In particular, in order to construct a non-residually finite hyperbolic group it suffices to find a non-residually finite group that is hyperbolic relative to a collection of residually finite subgroups.

Corollary 1.7. *The following conditions are equivalent.*

1. *Suppose that a finitely generated group G is hyperbolic relative to a collection of residually finite subgroups. Then G is residually finite.*
2. *Any hyperbolic group is residually finite.*

The paper is organized as follows. In the next section we give the definition of relatively hyperbolic groups and provide a background for the rest of the paper. The proof of the main theorem consists of two ingredients. The first one is Proposition 3.6 concerning geodesic polygons in Cayley graphs of relatively hyperbolic groups. It is proved in Section 3. The second ingredient is a surgery on van Kampen diagrams on a disk with holes described in Section 4. Theorem 1.1 is proved in Section 5.

2 Preliminaries

Some conventions and notation. Given a word W in an alphabet \mathcal{A} , we denote by $\|W\|$ its length. We also write $W \equiv V$ to express the letter-for-letter equality of words W and V . Recall that a subset X of a group G is said to be *symmetric* if for any $x \in X$, we have $x^{-1} \in X$. In this paper all generating sets of groups under consideration are supposed to be symmetric.

Word metrics and Cayley graphs. Let G be a group generated by a (symmetric) set \mathcal{A} . Recall that the *Cayley graph* $\Gamma(G, \mathcal{A})$ of a group G with respect to the set of generators \mathcal{A} is an oriented labelled 1-complex with the vertex set $V(\Gamma(G, \mathcal{A})) = G$ and the edge set $E(\Gamma(G, \mathcal{A})) = G \times \mathcal{A}$. An edge $e = (g, a)$ goes from the vertex g to the vertex ga and has label $\mathbf{Lab}(e) \equiv a$. As usual, we denote the origin and the terminus of the edge e by e_- and e_+ respectively. Given a combinatorial path $p = e_1 e_2 \dots e_k$ in the Cayley graph $\Gamma(G, \mathcal{A})$, where $e_1, e_2, \dots, e_k \in E(\Gamma(G, \mathcal{A}))$, we denote by $\mathbf{Lab}(p)$ its label. By definition, $\mathbf{Lab}(p) \equiv \mathbf{Lab}(e_1) \mathbf{Lab}(e_2) \dots \mathbf{Lab}(e_k)$. We also denote by $p_- = (e_1)_-$ and $p_+ = (e_k)_+$ the origin and the terminus of p respectively. The length $l(p)$ of p is the number of edges in p .

The *(word) length* $|g|_{\mathcal{A}}$ of an element $g \in G$ is defined to be the length of a shortest word in \mathcal{A} representing g in G . This defines a metric on G by $\text{dist}_{\mathcal{A}}(f, g) = |f^{-1}g|_{\mathcal{A}}$. We also denote by $\text{dist}_{\mathcal{A}}$ the natural extension of the corresponding metric on the Cayley graph $\Gamma(G, \mathcal{A})$.

Van Kampen Diagrams. For technical reasons, it is convenient to define the diagrams as in the book [12], i.e., to allow the so called 0-cells. More precisely, a *van Kampen diagram* Δ over a presentation

$$G = \langle \mathcal{A} \mid \mathcal{O} \rangle \quad (2)$$

is a finite oriented connected planar 2-complex endowed with a labelling function $\mathbf{Lab} : E(\Delta) \rightarrow \mathcal{A} \sqcup \{1\}$, where $E(\Delta)$ denotes the set of oriented edges of Δ , such that $\mathbf{Lab}(e^{-1}) \equiv (\mathbf{Lab}(e))^{-1}$. The symbol 1 denotes the empty word here. We call the edges of Δ labelled by letters from \mathcal{A} *essential*. Labels of paths are defined as in the case of Cayley graphs, but the symbols 1 are always omitted. Hence labels of paths are words in \mathcal{A} . When defining the lengths of a paths, we do not count the edges labelled by 1. Thus the lengths of a path always agrees with the lengths of its label.

Given a cell Π of Δ , we denote by $\partial\Pi$ the boundary of Π ; similarly, $\partial\Delta$ denotes the boundary of Δ . The labels of $\partial\Pi$ and $\partial\Delta$ are defined up to cyclic permutations. An additional requirement is that any cell Π of Δ satisfies one of the following two conditions:

1. $\mathbf{Lab}(\partial\Pi)$ is equal to (a cyclic permutation of) a word $P^{\pm 1}$, where $P \in \mathcal{O}$. We call such cells *essential*.
2. The set of essential edges of $\partial\Pi$ is empty or consists of exactly two edges whose labels are a and a^{-1} for some $a \in \mathcal{A}$. Thus $\mathbf{Lab}(\Pi) \equiv aa^{-1}$ represents the identity element in the free group generated by \mathcal{A} . The cells of this type are called *0-cells*.

One says that a diagram Δ' is a *0-refinement* of a diagram Δ , if, roughly speaking, it is obtained from Δ by replacing some edges and vertices of Δ with appropriate 0-cells (see Fig. 1). This notion is quite standard and we refer the reader to [12, Ch. 4] for details.

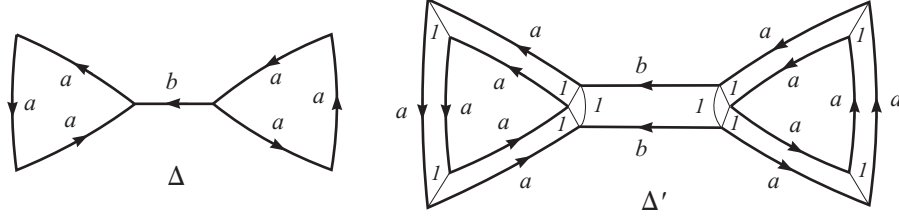


Figure 1: A 0-refinement of a diagram over the presentation $\langle a, b \mid a^3 = 1 \rangle$.

The van Kampen Lemma states that a word W over an alphabet \mathcal{A} represents the identity in the group given by (2) if and only if there exists a connected simply-connected planar diagram Δ over (2) such that $\mathbf{Lab}(\partial\Delta) \equiv W$ [10, Ch. 5, Theorem 1.1]. Using 0-refinement if necessary, we may always assume Δ to be homeomorphic to a disk.

Finally we make the following quite obvious observation (see [12, Ch. 4]).

Lemma 2.1. *Let Δ be a connected simply-connected diagram over (2) with a fixed vertex O , $\Gamma(G, \mathcal{A})$ the Cayley graph of G with respect to the generating set \mathcal{A} . Then there is a (unique) continuous map $\mu: Sk^{(1)}(\Delta) \rightarrow \Gamma(G, \mathcal{A})$ that maps O to the identity vertex of $\Gamma(G, \mathcal{A})$, vertices of Δ and edges labelled by 1 to vertices of $\Gamma(G, \mathcal{A})$, and essential edges of Δ to edges of $\Gamma(G, \mathcal{A})$ (preserving labels and orientation).*

Hyperbolic spaces. Recall that a metric space X is δ -hyperbolic for some $\delta \geq 0$ (or simply *hyperbolic*) if for any geodesic triangle T in X , any side of T belongs to the union of the closed δ -neighborhoods of the other two sides [5].

In this paper we use the following three results about geodesic polygons in hyperbolic spaces. The first lemma is well-known and can easily be proven by drawing the diagonal.

Lemma 2.2. *Each side of a geodesic quadrangle in a δ -hyperbolic space is contained in the closed 2δ -neighborhood of the union of the other three sides.*

The other two lemmas were proved by Olshanskii [13] by using approximation of hyperbolic spaces by trees.

Lemma 2.3 (Lemma 23, [13]). *Let $\mathcal{P} = p_1 \dots p_n$ be a geodesic n -gon in a δ -hyperbolic space. Then there are points u and v on sides of \mathcal{P} such that $\text{dist}(u, v) \leq 2\delta(2 + \log_2 n)$ and the geodesic segment connecting u to v divides \mathcal{P} into an m_1 -gon and m_2 -gon such that $n/4 < m_i < 3n/4 + 2$.*

The next lemma is a simplification of Lemma 25 from [13]

Lemma 2.4. *Suppose that the set of all sides of an n -gon $\mathcal{P} = p_1 p_2 \dots p_n$ in a δ -hyperbolic space is partitioned into two subsets R and S . Let ρ (respectively σ) denote the sum of lengths of sides from R (respectively S). Assume, in addition, that all sides from S are geodesic and*

$$\sigma > \max\{3 \cdot 10^4 \delta n, 10^3 \rho\}. \quad (3)$$

Then there exist two distinct sides $p_i, p_j \in S$ such that p_i and p_j^{-1} contain subpaths u, v of length greater than 30δ such that $\max\{\text{dist}(u_-, v_-), \text{dist}(u_+, v_+)\} \leq 13\delta$.

Relatively hyperbolic groups There are many equivalent definitions of relatively hyperbolic groups (see [1, 2, 4, 14] and references therein). In this paper we use the isoperimetric characterization suggested in [14].

More precisely, let G be a group, $\{H_\lambda\}_{\lambda \in \Lambda}$ a collection of subgroups of G , X a subset of G . We say that X is a *relative generating set of G with respect to $\{H_\lambda\}_{\lambda \in \Lambda}$* if G is generated by X together with the union of all H_λ . (In what follows we X to be symmetric.) In this situation the group G can be regarded as a quotient group of the free product

$$F = (*_{\lambda \in \Lambda} H_\lambda) * F(X), \quad (4)$$

where $F(X)$ is the free group with the basis X . If the kernel of the natural homomorphism $F \rightarrow G$ is a normal closure of a subset $\mathcal{R} \subseteq N$ in the group F , we say that G has *relative presentation*

$$\langle X, H_\lambda, \lambda \in \Lambda \mid \mathcal{R} \rangle. \quad (5)$$

If $\sharp X < \infty$ and $\sharp \mathcal{R} < \infty$, the relative presentation (5) is said to be *finite* and the group G is said to be *finitely presented relative to the collection of subgroups $\{H_\lambda\}_{\lambda \in \Lambda}$* .

Set

$$\mathcal{H} = \bigsqcup_{\lambda \in \Lambda} (H_\lambda \setminus \{1\}). \quad (6)$$

Given a word W in the alphabet $X \cup \mathcal{H}$ such that W represents 1 in G , there exists an expression

$$W =_F \prod_{i=1}^k f_i^{-1} R_i^{\pm 1} f_i \quad (7)$$

with the equality in the group F , where $R_i \in \mathcal{R}$ and $f_i \in F$ for $i = 1, \dots, k$. The smallest possible number k in a representation of the form (7) is called the *relative area* of W and is denoted by $\text{Area}^{rel}(W)$.

Definition 2.5. A group G is *hyperbolic relative to a collection of subgroups $\{H_\lambda\}_{\lambda \in \Lambda}$* if G is finitely presented relative to $\{H_\lambda\}_{\lambda \in \Lambda}$ and there is a constant $L > 0$ such that for any word W in $X \cup \mathcal{H}$ representing the identity in G , we have $\text{Area}^{rel}(W) \leq L\|W\|$. The constant L is called an *isoperimetric constant* of the relative presentation (5).

In particular, G is an ordinary *hyperbolic group* if G is hyperbolic relative to the trivial subgroup. An equivalent definition says that G is hyperbolic if it is generated by a finite set X and the Cayley graph $\Gamma(G, X)$ is hyperbolic. In the relative case these approaches are not equivalent, but we still have the following [14, Theorem 1.7].

Lemma 2.6. *Suppose that G is a group hyperbolic relative to a collection of subgroups $\{H_\lambda\}_{\lambda \in \Lambda}$. Let X be a finite relative generating set of G with respect to $\{H_\lambda\}_{\lambda \in \Lambda}$. Then the Cayley graph $\Gamma(G, X \cup \mathcal{H})$ of G with respect to the generating set $X \cup \mathcal{H}$ is a hyperbolic metric space.*

Observe also that the relative area of a word W representing 1 in G can be defined geometrically via van Kampen diagrams. Let G be a group given by the relative presentation (5) with respect to a collection of subgroups $\{H_\lambda\}_{\lambda \in \Lambda}$. We denote by \mathcal{S} the set of all words

in the alphabet \mathcal{H} representing the identity in the groups F defined by (4). Then G has the ordinary (non-relative) presentation

$$G = \langle X \cup \mathcal{H} \mid \mathcal{S} \cup \mathcal{R} \rangle. \quad (8)$$

An essential cell in van Kampen diagram Δ over (8) is called an \mathcal{R} -cell if its boundary is labeled by a word from \mathcal{R} . We denote by $N_{\mathcal{R}}(\Delta)$ the number of \mathcal{R} -cells of Δ . Obviously given a word W in $X \cup \mathcal{H}$ that represents 1 in G , we have

$$Area^{rel}(W) = \min_{\mathbf{Lab}(\partial\Delta) \equiv W} \{N_{\mathcal{R}}(\Delta)\},$$

where the minimum is taken over all disk van Kampen diagrams with boundary label W .

We recall an auxiliary terminology introduced in [14], which plays an important role in our paper.

Definition 2.7. Let q be a path in the Cayley graph $\Gamma(G, X \cup \mathcal{H})$ (8). A (non-trivial) subpath p of q is called an H_{λ} -subpath for some $\lambda \in \Lambda$, if the label of p is a word in the alphabet $H_{\lambda} \setminus \{1\}$. If p is a maximal H_{λ} -subpath of q , i.e. it is not contained in a bigger H_{λ} -subpath, then p is called an H_{λ} -component (or simply a *component*) of q .

Two H_{λ} -subpaths (or H_{λ} -components) p_1, p_2 of a path q in $\Gamma(G, X \cup \mathcal{H})$ are called *connected* if there exists a path c in $\Gamma(G, X \cup \mathcal{H})$ that connects some vertex of p_1 to some vertex of p_2 and $\mathbf{Lab}(c)$ is a word consisting of letters from $H_{\lambda} \setminus \{1\}$. In algebraic terms this means that all vertices of p_1 and p_2 belong to the same coset gH_{λ} for a certain $g \in G$. Note that we can always assume that c has length at most 1, as every nontrivial element of H_{λ} is included in the set of generators. An H_{λ} -component p of a path q is called *isolated* (in q) if no distinct H_{λ} -component of q is connected to p .

To every subset Ω of G , we can associate a (partial) distance function $dist_{\Omega}: G \times G \rightarrow [0, \infty]$ as follows. If $g_1, g_2 \in G$ and $g_1^{-1}g_2 \in \langle \Omega \rangle$, we define $dist_{\Omega}(g_1, g_2) = |g_1^{-1}g_2|_{\Omega}$, where $|\cdot|_{\Omega}$ is the word length with respect to Ω . If $g_1^{-1}g_2 \notin \langle \Omega \rangle$, we set $dist_{\Omega}(g_1, g_2) = \infty$. Finally, for any path p in $\Gamma(G, X \cup \mathcal{H})$, we define its Ω -length as

$$l_{\Omega}(p) = dist_{\Omega}(p_-, p_+).$$

The lemma below was proved in [14, Lemma 2.27] in the case when p_1, \dots, p_k are H_{λ} -components for a fixed λ . Actually the proof from [14] works in the general case as well. Here we provide it for convenience of the reader.

Lemma 2.8. *Let G be a group that is hyperbolic relative to a collection of subgroups $\{H_{\lambda}\}_{\lambda \in \Lambda}$, L the isoperimetric constant of the finite relative presentation (5). Then there exists a finite subset $\Omega \subseteq G$ such that the following condition holds. Let q be a cycle in $\Gamma(G, X \cup \mathcal{H})$, p_1, \dots, p_k a set of isolated components of q . Then the Ω -lengths of p_i 's satisfy*

$$\sum_{i=1}^k l_{\Omega}(p_i) \leq Ll(q).$$

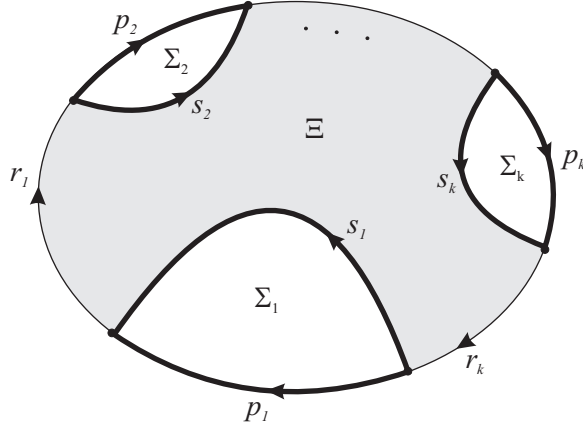


Figure 2: Decomposition of the diagram Δ

Proof. Let Ω consist of all letters from \mathcal{H} that appear in relators from the set \mathcal{R} (see (5)). Since $\#\mathcal{R} < \infty$, we have $\#\Omega < \infty$. To prove the lemma we consider a van Kampen diagram Δ over (8) whose boundary label is $\mathbf{Lab}(q)$. In what follows we identify $\partial\Delta$ with the path q .

Assume that $q = p_1 r_1 \cdots p_k r_k$ and p_i is an H_{λ_i} -component for some $\lambda_i \in \Lambda$. For each $i = 1, \dots, k$, let \mathcal{D}_i denote the set of all subdiagrams of Δ bounded by $p_i(p'_i)^{-1}$, where p'_i is a simple path in Δ such that $(p'_i)_- = (p_i)_-$, $(p'_i)_+ = (p_i)_+$, and $\mathbf{Lab}(p'_i)$ is a word in the alphabet $H_{\lambda_i} \setminus \{1\}$. We choose a subdiagram $\Sigma_i \in \mathcal{D}_i$ that has maximal number of cells among all subdiagrams from \mathcal{D}_i .

Let $\partial\Sigma_i = p_i s_i^{-1}$. Since p_i is an isolated component of q , the path s_i has no common edges with r_i , $i = 1, \dots, k$, and the sets of edges of s_i and s_j are disjoint whenever $j \neq i$. Therefore each edge e of s_i belongs to a boundary of some cell Π of the subdiagram Ξ of Δ bounded by $s_1 r_1 \cdots s_k r_k$. If Π is an S -cell, then $\mathbf{Lab}(\Pi)$ is a word in the alphabet $H_{\lambda_i} \setminus \{1\}$. Hence by joining Π to Σ_i we get a subdiagram $\Sigma'_i \in \mathcal{D}_i$ with bigger number of cells that contradicts the choice of Σ_i . Thus each edge of s_i belongs to a boundary of an \mathcal{R} -cell and, in particular, has Ω -length 1. The total number of such edges does not exceed the number of \mathcal{R} -cells in Ξ . Therefore we have

$$\sum_{i=1}^k l_{\Omega}(p_i) = \sum_{i=1}^k l_{\Omega}(s_i) \leq \text{Area}^{rel}(\partial\Delta) \leq Ln.$$

□

3 Components and geodesic polygons.

Throughout the rest of the paper let G denote a group that is hyperbolic relative to a collection of subgroups $\{H_{\lambda}\}_{\lambda \in \Lambda}$. Let also X be a finite generating set of G with respect to $\{H_{\lambda}\}_{\lambda \in \Lambda}$, Ω the subset of G provided by Lemma 2.8, L the relative isoperimetric constant of (5). In this section we show that the bound on Ω -lengths of components in Lemma 2.8 can be essentially improved in some special cases.

Definition 3.1. Let \mathcal{Q}_n denote the set of all pairs (\mathcal{P}, I) , where $\mathcal{P} = p_1 \dots p_n$ is an n -gon in $\Gamma(G, X \cup \mathcal{H})$ with geodesic sides p_1, \dots, p_n , and I is a subset of $\{p_1, \dots, p_n\}$ such that each $p_i \in I$ is an isolated component of \mathcal{P} . For technical reasons, it is convenient to allow some of the paths p_1, \dots, p_n to be trivial. Thus we have $\mathcal{Q}_2 \subseteq \mathcal{Q}_3 \subseteq \dots$. Below we also use the following notation for vertices of \mathcal{P} :

$$x_1 = (p_n)_+ = (p_1)_-, \quad x_2 = (p_1)_+ = (p_2)_-, \quad \dots, \quad x_n = (p_{n-1})_+ = (p_n)_-.$$

Given $(\mathcal{P}, I) \in \mathcal{Q}_n$, we set

$$s(\mathcal{P}, I) = \sum_{p_i \in I} l_\Omega(p_i)$$

and consider the quantity

$$s(n) = \sup_{(\mathcal{P}, I) \in \mathcal{Q}_n} s(\mathcal{P}, I).$$

The main purpose of this sections is to prove that $s(n)$ is finite for any n and moreover it is bounded by a linear function from above. We begin with the case $n \leq 4$. The following simple observations are will often be used in this paper without special references:

- (1) If p_1, p_2 are connected components of some path in $\Gamma(G, X \cup \mathcal{H})$, then for any two vertices $u \in p_1$ and $v \in p_2$, we have $\text{dist}_{X \cup \mathcal{H}}(u, v) \leq 1$.
- (2) If q is a geodesic path in $\Gamma(G, X \cup \mathcal{H})$, then each component of q is isolated and consists of a single edge. In particular, $l(p_i) = 1$ for any $p_i \in I$, $(\mathcal{P}, I) \in \mathcal{Q}_n$.

Lemma 3.2. *Let $(\mathcal{P}, I) \in \mathcal{Q}_4$, $\mathcal{P} = p_1 p_2 p_3 p_4$. Then for each $p_i \in I$, there is a cycle c_i in $\Gamma(G, X \cup \mathcal{H})$ of length at most $16\delta + 8$ such that p_i is an isolated component of c_i . In particular, $s(n)$ is finite for any $n \leq 4$.*

Proof. Let δ be the hyperbolicity constant of the graph $\Gamma(G, X \cup \mathcal{H})$. Without loss of generality we may assume δ to be positive. There are 4 cases to consider. Below we use the following simple observation. If r is a geodesic path in $\Gamma(G, X \cup \mathcal{H})$, then each component of r consists of a single edge. In particular, $l(p_i) = 1$ for each $i \in I$.

Case 1. Suppose $\sharp I = 4$. Then the assertion of the lemma is obvious. Indeed $l(\mathcal{P}) = 4$ and we can set $c_i = \mathcal{P}$ for all i .

Case 2. Similarly if $\sharp I = 3$, say $I = \{p_1, p_2, p_3\}$, then $l(p_4) \leq 3$ by the triangle inequality and $l(\mathcal{P}) \leq 6$.

Case 3. Assume now that $\sharp I = 2$. Up to enumeration of the sides, there are two possibilities.

a) First suppose $I = \{p_1, p_2\}$. If $l(p_3) < 2\delta + 2$, we have $l(p_4) < 2\delta + 4$ and hence $l(\mathcal{P}) < 4\delta + 8$. Thus we may assume that $l(p_3) \geq 2\delta + 2$. Let u be a vertex on p_3 such that $\text{dist}_{X \cup \mathcal{H}}(x_3, u) = 2\delta + 2$. By Lemma 2.2 there exists a vertex $v \in p_1 \cup p_2 \cup p_4$ such that $\text{dist}_{X \cup \mathcal{H}}(u, v) \leq 2\delta$. Note that, in fact, $v \in p_4$. Indeed otherwise $v = x_2$ or $v = x_3$ and we have

$$\text{dist}_{X \cup \mathcal{H}}(x_3, u) \leq \text{dist}_{X \cup \mathcal{H}}(x_3, v) + \text{dist}_{X \cup \mathcal{H}}(u, v) \leq 1 + 2\delta$$

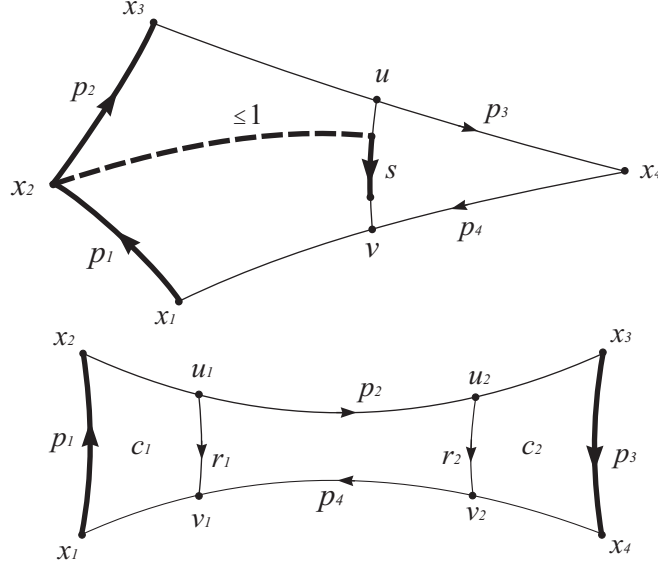


Figure 3: Cases 3 a) and b)

that contradicts the choice of u .

Let r be a geodesic path in $\Gamma(G, X \cup \mathcal{H})$ connecting u to v . We wish to show that no component of r is connected to p_1 or p_2 . Indeed suppose that a component s of r is connected to p_1 or p_2 (Fig.3). Then $\text{dist}_{X \cup \mathcal{H}}(x_2, s_-) \leq 1$ and we obtain

$$\text{dist}_{X \cup \mathcal{H}}(u, x_3) \leq \text{dist}_{X \cup \mathcal{H}}(u, s_-) + \text{dist}_{X \cup \mathcal{H}}(s_-, x_2) + \text{dist}_{X \cup \mathcal{H}}(x_2, x_3) \leq 2\delta + 1.$$

This contradicts the choice of u again. Therefore p_1 and p_2 are isolated components of the cycle

$$c = p_1 p_2 [x_3, u] r [v, x_1],$$

where $[x_3, u]$ and $[v, x_1]$ are segments of p_3 and p_4 respectively. Using the triangle inequality, it is easy to check that $l(c) \leq 8\delta + 8$.

b) Let $I = \{p_1, p_3\}$. As above, if $l(p_2) \leq 4\delta + 2$, we have $l(p_4) \leq 4\delta + 4$ and $l(\mathcal{P}) \leq 8\delta + 8$. Thus we may assume that $l(p_2) \geq 4\delta + 2$. Let u_1 (respectively u_2) be the vertex on p_2 such that $\text{dist}_{X \cup \mathcal{H}}(x_2, u_1) = 2\delta + 1$ (respectively $\text{dist}_{X \cup \mathcal{H}}(x_3, u_2) = 2\delta + 1$). By Lemma 2.2 there exist vertices v_1, v_2 on $p_1 \cup p_3 \cup p_4$ such that $\text{dist}_{X \cup \mathcal{H}}(v_i, u_i) \leq 2\delta$, $i = 1, 2$. In fact, v_1, v_2 belong to p_4 (Fig.3). Indeed the reader can easily check that the assumption $v_1 = x_2$ (respectively $v_1 = x_3$) leads to $\text{dist}_{X \cup \mathcal{H}}(x_2, u_1) \leq 2\delta$ (respectively $l(p_2) = \text{dist}_{X \cup \mathcal{H}}(x_2, x_3) \leq 4\delta + 1$). In both cases we get a contradiction. Hence $v_1 \in p_4$. Similarly $v_2 \in p_4$.

Let r_i be a geodesic path in $\Gamma(G, X \cup \mathcal{H})$ connecting u_i to v_i . We set

$$c_1 = p_1 [x_2, u_1] r_1 [v_1, x_1]$$

and

$$c_3 = p_3 [x_4, v_2] r_2^{-1} [u_2, x_3].$$

Arguing as in the case a) we can easily show that p_i is an isolated component of c_i for $i = 1, 2$. It remains to note that $l([v_1, x_1]) \leq l(p_1) + l([x_2, u_1]) + l(r_1) \leq 4\delta + 2$ and hence $l(c_1) \leq 8\delta + 4$. Similarly $l(c_3) \leq 8\delta + 4$.

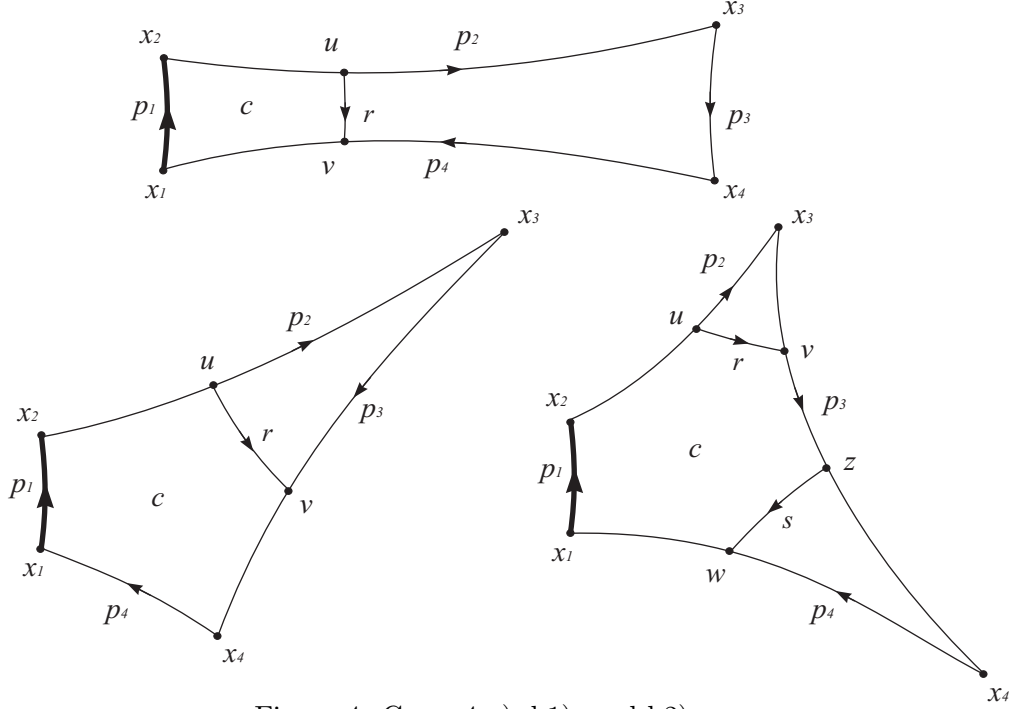


Figure 4: Cases 4 a), b1), and b2).

Case 4. Finally assume $\sharp I = 1$. To be definite, let $I = \{p_1\}$. If $l(p_2) \leq 2\delta + 1$ and $l(p_4) \leq 2\delta + 1$, we have $l(p_3) \leq 4\delta + 3$, $l(\mathcal{P}) \leq 8\delta + 6$, and the assertion of the lemma is obvious. Thus, changing the enumeration of the sides if necessary, we may assume that $l(p_2) \geq 2\delta + 1$. Let u be a point on p_2 such that $\text{dist}_{X \cup \mathcal{H}}(x_2, u) = 2\delta + 1$, v a point on $p_1 \cup p_3 \cup p_4$ such that $\text{dist}_{X \cup \mathcal{H}}(u, v) \leq 2\delta$, r a geodesic path in $\Gamma(G, X \cup \mathcal{H})$ connecting u to v . Arguing as above it is easy to show that, in fact, $v \in p_3 \cup p_4$. Thus there are two possibilities (see Fig. 4).

a) $v \in p_4$. Using the same arguments as in the case 3a) the reader can easily show that p_1 is an isolated component of the cycle

$$c = p_1[x_2, u]r[v, x_1]. \quad (9)$$

Evidently $l(c) \leq 8\delta + 4$.

b) $v \in p_3$. Here there are 2 cases again.

b1) If $l(p_3) \leq 2\delta + 1$, then we set

$$c = p_1[x_2, u]r[v, x_4]p_4.$$

Clearly $l([x_4, v]) \leq l(p_3) \leq 2\delta + 1$. By the triangle inequality we have $l(p_4) \leq 6\delta + 3$ and hence $l(c) \leq 12\delta + 6$.

b2) $l(p_3) > 2\delta + 1$. Let w be a vertex on p_3 such that $\text{dist}_{X \cup \mathcal{H}}(x_1, w) = 2\delta + 1$, z a vertex on $p_1 \cup p_2 \cup p_3$ such that $\text{dist}_{X \cup \mathcal{H}}(z, w) \leq 2\delta$. The reader can easily show that, in fact, our assumptions imply $z \in p_2 \cup p_3$. If $z \in p_2$, the lemma can be proved by repeating the arguments from the case 4a) (up to notation). If $z \in p_3$, we have $\text{dist}_{X \cup \mathcal{H}}(v, z) \leq 8\delta + 3$

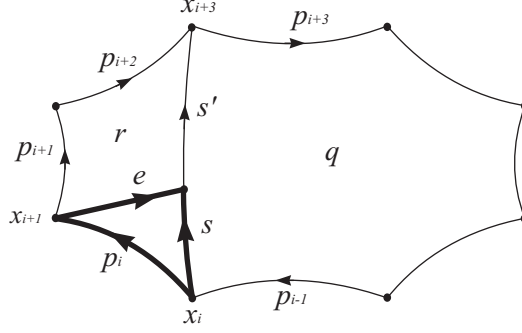


Figure 5:

by the triangle inequality. Now it is straightforward to check (using the same idea as in Case 3a)) that p_1 is an isolated component of the cycle

$$c = p_1[x_2, u]r[v, z]s[w, x_1]$$

of length $l(c) \leq 16\delta + 6$, where s is a geodesic in $\Gamma(G, X \cup \mathcal{H})$ connecting z to w . We leave details to the reader.

It remains to note that the statement 'in particular' follows from Lemma 2.8. Indeed we have $s(4) \leq L(16\delta + 8)$, where L is the constant from Lemma 2.8. \square

Lemma 3.3. *For any $n \geq 4$, we have*

$$s(n) \leq n(s(n-1) + s(4)). \quad (10)$$

Proof. We proceed by induction on n . The case $n = 4$ is obvious, so we assume that $n \geq 5$. Let $(\mathcal{P}, I) \in \mathcal{Q}_n$, $p_i \in I$, and let q be a geodesic in $\Gamma(G, X \cup \mathcal{H})$ connecting x_i to x_{i+3} . If p_i is isolated in the cycle $p_i p_{i+1} p_{i+2} q^{-1}$, we have $l_\Omega(p_i) \leq s(4)$. Assume now that p_i is not isolated in the cycle $p_i p_{i+1} p_{i+2} q^{-1}$. As p_i is isolated in \mathcal{P} , this means that p_i is connected to a component s of q . According to the first observation made before Lemma 3.2, $\text{dist}_{X \cup \mathcal{H}}(x_i, s_+) \leq 1$. Since q is geodesic in $\Gamma(G, X \cup \mathcal{H})$, this implies $s_- = x_i$ (see Fig. 5).

Let $q = ss'$ and let e denote a paths in $\Gamma(G, X \cup \mathcal{H})$ of lengths at most 1 such that $e_- = x_{i+1}$, $e_+ = s_+$, and $\mathbf{Lab}(e)$ is a word in \mathcal{H} . We notice that if e is nontrivial, it is an isolated component of the cycle $r = p_{i+1} p_{i+2} (s')^{-1}$. Indeed if e is connected to a component of p_{i+1} or p_{i+2} , then p_i is not isolated in p , and if e is connected to a component of s' , then q is not geodesic. Similarly s is an isolated component of $p_{i+3} \dots p_{i-1} ss'$ (indices are taken $\text{mod } n$). Hence $l_\Omega(s) \leq s(n-1)$ by the inductive assumption and $l_\Omega(e) \leq s(4)$. Therefore we have $l_\Omega(p_i) \leq s(4) + s(n-1)$. Repeating these arguments for all $p_i \in I$, we get (10). \square

Corollary 3.4. *$s(n)$ is finite for any n .*

To prove the main result of this section we need the following auxiliary lemma. Although it is probably well-known, we did not find any precise reference in the literature.

Lemma 3.5. *Let $f: \mathbb{N} \rightarrow \mathbb{N}$. Suppose that there exist constants $C, N > 0$, and $\alpha \in (0, 1)$ such that for any $n \in \mathbb{N}$, $n > N$, there are $n_1, \dots, n_k \in \mathbb{N}$ satisfying the following conditions:*

- a) $k \leq C \ln n$;*
- b) $f(n) \leq \sum_{i=1}^k f(n_i)$;*
- c) $n \leq \sum_{i=1}^k n_i \leq n + C \ln n$;*
- d) $n_i \leq \alpha n$ for any $i = 1, \dots, k$.*

Then $f(n)$ is bounded by a linear function from above.

Proof. Let $\varepsilon(n) = \ln \frac{C^2 \ln^2 n}{1-\alpha}$ and let $N_0 > N$ be a constant such that

$$2\varepsilon(n) \leq \ln n \quad (11)$$

and

$$n - 2C \ln n > 0, \quad (12)$$

for all $n \geq N_0$. Further let $N_1 > N_0$ be a constant such that

$$\frac{n(1-\alpha)}{C \ln n} \geq N_0 \quad (13)$$

for all $n \geq N_1$. The inequality (12) allows us to chose a positive constant D such that

$$f(n) \leq Dn \quad (14)$$

for all $n \leq N_0$ and

$$f(n) \leq D(n - 2C \ln n) \quad (15)$$

for all $N_0 < n \leq N_1$. It suffices to show that (15) holds for all $n \geq N_1$. To this end we proceed by induction on n .

Suppose that $n > N_1$. According to a) and c), there exists $i_1 \in \{1, \dots, k\}$ such that $n_{i_1} \geq n/(C \ln n)$. Furthermore, by d) we have $\sum_{i \neq i_1} n_i \geq n(1-\alpha)$. Hence there is $i_2 \neq i_1$ such that $n_{i_2} \geq n(1-\alpha)/(C \ln n)$. Note that $n_{i_j} \geq N_0$ for $j = 1, 2$ by (13). Obviously,

$$\ln n_{i_1} + \ln n_{i_2} = \ln(n_{i_1} n_{i_2}) \geq \ln \frac{n^2(1-\alpha)}{C^2 \ln^2 n} = 2 \ln n - \varepsilon(n). \quad (16)$$

Let $\{1, \dots, k\} = J_1 \sqcup J_2$, where J_1 consists of all $j \in \{1, \dots, k\}$ such that $n_j \geq N_0$. Applying subsequently b), the inductive assumption together with (14) and (15), c), (16), and (11) we obtain

$$\begin{aligned} f(n) &\leq \sum_{i=1}^k f(n_i) \leq \sum_{i \in J_1} D(n_i - 2C \ln n_i) + \sum_{i \in J_2} Dn_j \leq D \sum_{i=1}^k n_i - 2CD(\ln n_{i_1} + \ln n_{i_2}) \leq \\ &D(n + C \ln n) - 2CD(2 \ln n - \varepsilon(n)) \leq D(n - 2C \ln n) + DC(2\varepsilon(n) - \ln n) \leq \\ &D(n - 2C \ln n). \end{aligned}$$

□

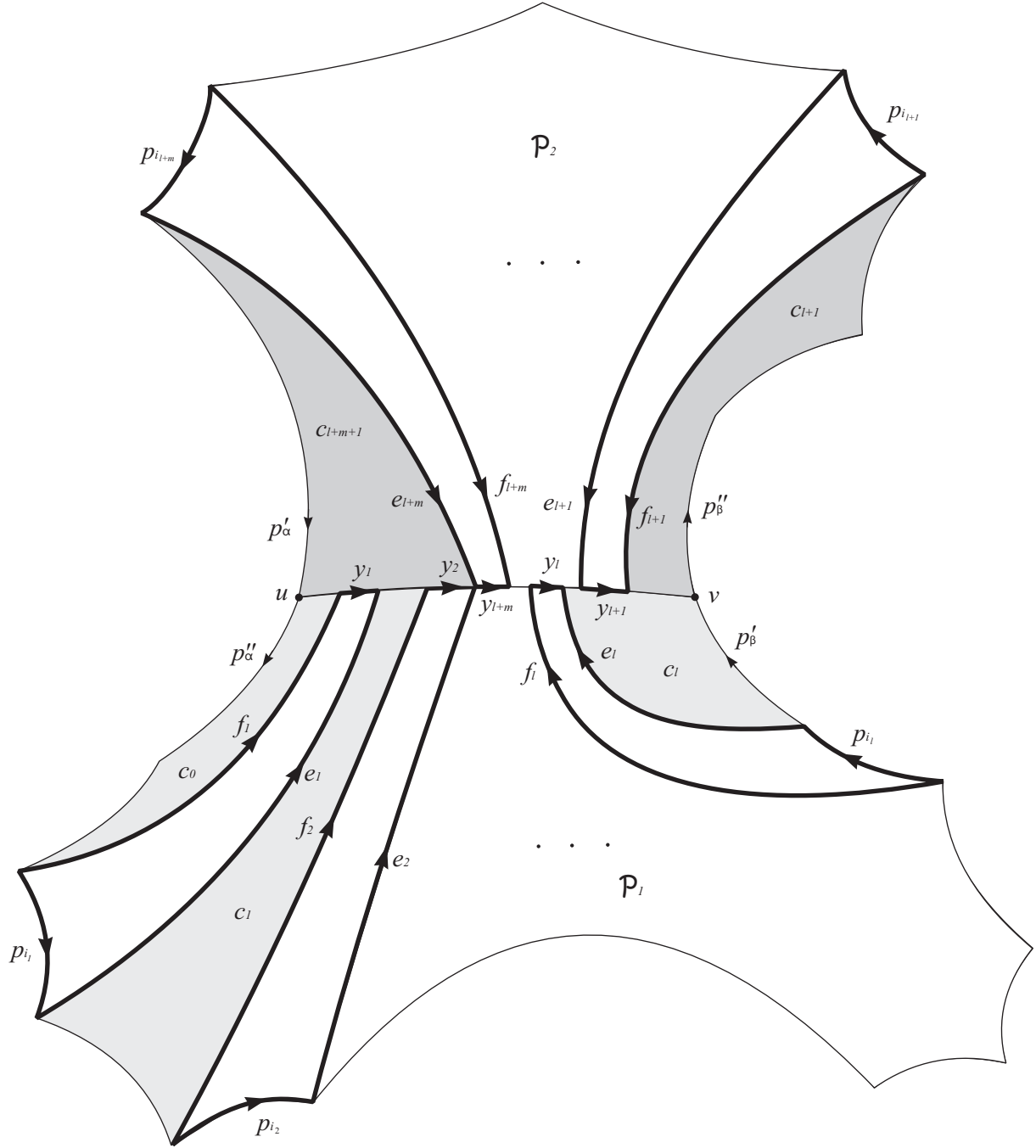


Figure 6: Decomposition of the n -gone in the proof of Proposition 3.6

Now we are ready to prove the main result of this section.

Proposition 3.6. *There exists a constant $D > 0$ such that $s(n) \leq Dn$ for any $n \in \mathbb{N}$.*

Proof. We are going to show that $s(n)$ satisfies the assumptions of Lemma 3.5. Let $(\mathcal{P}, I) \in \mathcal{Q}_n$, where $\mathcal{P} = p_1 \dots p_n$. We assume $n \geq N$, where the constant N is big enough. The exact value of N will be specified later.

Let u, v be the points on \mathcal{P} provided by Lemma 2.3. Without loss of generality we may assume that u, v are vertices of $\Gamma(G, X \cup \mathcal{H})$. Further let t denote a geodesic paths in $\Gamma(G, X \cup \mathcal{H})$ such that $t_- = u$, $t_+ = v$. According to Lemma 2.3,

$$l(t) \leq 2\delta(2 + \log_2 n) \quad (17)$$

and t divides \mathcal{P} into an m_1 -gon \mathcal{P}_1 and m_2 -gon \mathcal{P}_2 such that

$$m_i \leq 3n/4 + 2 < n \quad (18)$$

for $i = 1, 2$. To be precise we assume that $u \in p_\alpha$, $v \in p_\beta$, and $p_\alpha = p'_\alpha p''_\alpha$, $p_\beta = p'_\beta p''_\beta$, where $(p'_\alpha)_+ = (p''_\alpha)_- = u$, $(p'_\beta)_+ = (p''_\beta)_- = v$. Then

$$\mathcal{P}_1 = p''_\alpha p_{\alpha+1} \dots p_{\beta-1} p'_\beta t^{-1}$$

and

$$\mathcal{P}_2 = p'_\beta p_{\beta+1} \dots p_{\alpha-1} p'_\alpha t.$$

(Here and below the indices are taken modulo n .) Since each $p_i \in I$ consists of a single edge, one of the paths p'_α , p''_α (respectively p'_β , p''_β) is trivial whenever $p_\alpha \in I$ (respectively $p_\beta \in I$). Hence the set I is naturally divided into two disjoint parts $I = I_1 \sqcup I_2$, where I_i is a subset of I consisting of sides of \mathcal{P}_i , $i = 1, 2$.

Let us consider the polygon \mathcal{P}_1 and construct cycles c_0, \dots, c_l in $\Gamma(G, X \cup \mathcal{H})$ as follows. If each $p_i \in I_1$ is isolated in \mathcal{P}_1 , we set $l = 0$ and $c_0 = \mathcal{P}_1$. Further suppose this is not so. Let $p_{i_1} \in I_1$, be the first component (say, H_{λ_1} -component) in the sequence $p_\alpha, p_{\alpha+1}, \dots$ such that p_{i_1} is not isolated in \mathcal{P}_1 . As p_{i_1} is isolated in \mathcal{P} , this means that p_{i_1} is connected to an H_{λ_1} -component y_1 of t . Let f_1 (respectively e_1) be an edge in $\Gamma(G, X \cup \mathcal{H})$ labelled by an element of $H_{\lambda_1} \setminus \{1\}$ (or a trivial path) such that $(f_1)_- = (p_{i_1})_-$, $(f_1)_+ = (y_1)_-$ (respectively $(e_1)_- = (p_{i_1})_+$, $(e_1)_+ = (y_1)_+$). We set

$$c_0 = p''_\alpha p_{\alpha+1} \dots p_{i_1-1} f_1 [(y_1)_-, u],$$

where $[(y_1)_-, u]$ is the segment of t^{-1} (see Fig. 6).

Now we proceed by induction. Suppose that the cycle c_{k-1} and the corresponding path $f_{k-1}, e_{k-1}, y_{k-1}, p_{i_{k-1}}$, $k \geq 1$, have already been constructed. If the sequence $p_{i_{k-1}+1}, p_{i_{k-1}+2}, \dots$ contains no component $p_i \in I_1$ that is not isolated in \mathcal{P}_1 , we set $l = k$,

$$c_k = e_{k-1}^{-1} p_{i_{k-1}+1} \dots p_{\beta-1} p'_\beta [v, (y_{k-1})_+],$$

where $[v, (y_{k-1})_+]$ is the segment of t^{-1} , and finish the procedure. Otherwise we continue as follows. We denote by p_{i_k} the first component in the sequence $p_{i_{k-1}+1}, p_{i_{k-1}+2}, \dots$ such

that $p_{i_k} \in I_1$ and p_{i_k} is connected to some component y_k of t . Then we construct f_k, e_k as above and set

$$c_k = e_{k-1}^{-1} p_{i_{k-1}+1} \dots p_{i_k-1} f_k [(y_k)_-, (y_{k-1})_+].$$

Observe that each path $p_i \in I_1$ is either included in the set $J_1 = \{p_{i_1}, \dots, p_{i_l}\}$ or is an isolated component of some c_j . Indeed a paths $p_i \in I_1 \setminus J_1$ can not be connected to a component of t according to our choice of p_{i_1}, \dots, p_{i_l} . Moreover $p_i \in I_1 \setminus J_1$ can not be connected to some f_j or e_j since otherwise p_i is connected to p_{i_j} that contradicts the assumption that sides from the set I are isolated components in \mathcal{P} .

By repeating the 'mirror copy' of this algorithm for \mathcal{P}_2 , we construct cycles $c_{l+1}, \dots, c_{l+m+1}$, $m \geq 0$, the set of components $J_2 = \{p_{i_{l+1}}, \dots, p_{i_{l+m}}\} \subseteq I_2$, components y_{l+1}, \dots, y_{l+m} of t , and edges (or trivial paths) $f_{l+1}, e_{l+1}, \dots, f_{l+m}, e_{l+m}$ in $\Gamma(G, X \cup \mathcal{H})$ such that f_j (respectively e_j) goes from $(p_{i_j})_-$ to $(y_j)_+$ (respectively from $(p_{i_j})_+$ to $(y_j)_-$) (see Fig. 6) and each path $p_i \in I_2$ is either included in the set J_2 or is an isolated component of c_j for a certain $j \in \{l+1, \dots, l+m+1\}$.

Each of the cycles c_j , $0 \leq j \leq l+m+1$, can be regarded as a geodesic n_j -gon whose set of sides consists of paths of the following five types (up to orientation):

- (1) Components from the set $I \setminus (J_1 \cup J_2)$.
- (2) Sides of \mathcal{P}_1 and \mathcal{P}_2 that do not belong to the set I .
- (3) Paths f_j and e_j , $1 \leq j \leq l+m$.
- (4) Components y_1, \dots, y_{l+m} of t .
- (5) Maximal subpaths of t lying 'between' y_1, \dots, y_{l+m} , i.e. those maximal subpaths of t that have no common edges with y_1, \dots, y_{l+m} .

It is straightforward to check that for a given $0 \leq j \leq l+m+1$, all sides of c_j of type (1), (3), and (4) are isolated components of c_j . Indeed we have already explained that sides of type (1) are isolated in c_j . Further, if f_j or e_j is connected to f_k, e_k , or y_k for $k \neq j$, then p_{i_j} is connected to p_{i_k} and we get a contradiction. For the same reason f_j or e_j can not be connected to a component of a side of type (2). If f_j or e_j is connected to a component x of a side of type (5), i.e., to a component of t , then y_j is connected to x . This contradicts the assumption that t is geodesic. Finally y_j can not be connected to a component of a side of type (2) since otherwise p_{i_j} is not isolated in \mathcal{P} , and y_j can not be connected to another component of t as notified in the previous sentence.

Observe that (17) and (18) imply the following estimate of the number of sides of c_j :

$$n_j \leq \max\{m_1, m_2\} + l(t) \leq 3n/4 + 2 + 2\delta(\log_2 n + 2).$$

Assume that N is a constant such that $3n/4 + 2 + 2\delta(\log_2 n + 2) \leq 4n/5$ for all $n \geq N$. Then for any $n \geq N$, we can apply the inductive assumption for each of the polygons c_0, \dots, c_{l+m+1} . This yields

$$\sum_{p_i \in I} l_\Omega(p_i) \leq \sum_{p_i \in I \setminus (J_1 \cup J_2)} l_\Omega(p_i) + \sum_{j=1}^{l+m} (l_\Omega(y_j) + l_\Omega(e_j) + l_\Omega(f_j)) \leq \sum_{j=0}^{l+m+1} s(n_j)$$

Further there is a constant $C > 0$ such that

$$\sum_{j=0}^{m+l+1} n_j \leq n + 6l(t) \leq n + 12\delta(\log_2 n + 2) \leq n + C \log_2 n$$

and

$$m + l + 2 \leq 2l(t) \leq C \log_2 n.$$

Therefore, for any $n \geq N$, the function $s(n)$ satisfies the assumptions of Lemma 3.5 for $k = l + m + 2$ and $\alpha = 4/5$. Thus $s(n)$ is bounded from above by a linear function. \square

4 Diagram surgery

All conventions and notation from the beginning of the previous section remain valid. Together with the relative presentation (5) of G with respect to $\{H_\lambda\}_{\lambda \in \Lambda}$ we also consider the corresponding non-relative presentation (8). Given a collection $\mathfrak{N} = \{N_\lambda\}_{\lambda \in \Lambda}$, where N_λ is a normal subgroup of H_λ , we denote by N the normal closure of $\bigcup_{\lambda \in \Lambda} N_\lambda$ in G . Recall that $G(\mathfrak{N}) = G/N$. We fix the following presentation for $G(\mathfrak{N})$

$$G(\mathfrak{N}) = \langle X \cup \mathcal{H} \mid \mathcal{S} \cup \mathcal{Q} \cup \mathcal{R} \rangle, \quad (19)$$

where $\mathcal{Q} = \bigcup_{\lambda \in \Lambda} \mathcal{Q}_\lambda$ and \mathcal{Q}_λ consists of all words (not necessary irreducible) in the alphabet $H_\lambda \setminus \{1\}$ representing elements of N_λ in G .

In this section we consider van Kampen diagrams over (8) of a certain type. More precisely, we denote by \mathcal{D} the set of all diagrams Δ over (8) such that:

(D1) Topologically Δ is a disc with $k \geq 0$ holes. More precisely, the boundary of Δ is decomposed as $\partial\Delta = \partial_{ext}\Delta \sqcup \partial_{int}\Delta$, where $\partial_{ext}\Delta$ is the boundary of the disc and $\partial_{int}\Delta$ consists of disjoint cycles (*components*) c_1, \dots, c_k that bound the holes.

(D2) For any $i = 1, \dots, k$, the label $\mathbf{Lab}(c_i)$ is a word in the alphabet $H_\lambda \setminus \{1\}$ for some $\lambda \in \Lambda$ and this word represents an element of N_λ in G .

The following lemma relates diagrams of the described type to the group $G(\mathfrak{N})$.

Lemma 4.1. *A word W in $X \cup \mathcal{H}$ represents 1 in $G(\mathfrak{N})$ if and only if there is a diagram $\Delta \in \mathcal{D}$ such that $\mathbf{Lab}(\partial_{ext}\Delta) \equiv W$.*

Proof. Suppose that Σ is a disc van Kampen diagram over (19). Then by cutting off all essential cells labeled by words from \mathcal{Q} (\mathcal{Q} -cells) and passing to a 0-refinement if necessary we obtain a van Kampen diagram $\Delta \in \mathcal{D}$ with the same boundary label. Conversely, each $\Delta \in \mathcal{D}$ may be transformed into a disk diagram over (19) by attaching \mathcal{Q} -cells to all components of $\partial_{int}\Delta$. \square

In what follows we also assume the diagrams from \mathcal{D} to be endowed with an additional structure.

(D3) Each diagram $\Delta \in \mathcal{D}$ is equipped with a *cut system* that is a collection of disjoint paths (*cuts*) $T = \{t_1, \dots, t_k\}$ without selfintersections in Δ such that $(t_i)_+, (t_i)_-$ belong to $\partial\Delta$, and after cutting Δ along t_i for all $i = 1, \dots, k$ we get a connected simply connected diagram $\tilde{\Delta}$.

By $\varkappa: \tilde{\Delta} \rightarrow \Delta$ we denote the natural map that 'sews' the cuts. We also fix an arbitrary point O in $\tilde{\Delta}$ and denote by μ the map provided by Lemma 2.1.

Lemma 4.2. *Suppose that $\Delta \in \mathcal{D}$. Let a, b be two vertices on $\partial\Delta$, \tilde{a}, \tilde{b} some vertices on $\partial\tilde{\Delta}$ such that $\varkappa(\tilde{a}) = a$, $\varkappa(\tilde{b}) = b$. Then for any paths r in $\Gamma(G, X \cup \mathcal{H})$ such that $r_- = \mu(\tilde{a})$, $r_+ = \mu(\tilde{b})$, there is a diagram $\Delta_1 \in \mathcal{D}$ endowed with a cut system T_1 such that the following conditions hold:*

1. Δ_1 has the same boundary and the same cut system as Δ . By this we mean that there exists a graph isomorphism between $\partial\Delta_1 \cup T_1$ and $\partial\Delta \cup T$ that maps $\partial_{\text{ext}}\Delta_1$ to $\partial_{\text{ext}}\Delta$ and preserves labels and orientation of edges.
2. There is a paths q in Δ_1 without selfintersections such that $q_- = a$, $q_+ = b$, q has no common vertices with cuts $t \in T_1$ except for possibly a, b , and $\mathbf{Lab}(q) \equiv \mathbf{Lab}(r)$.

Proof. Let us fix an arbitrary path \tilde{t} in $\tilde{\Delta}$ without selfintersections that connects \tilde{a} to \tilde{b} and intersects $\partial\tilde{\Delta}$ at the points \tilde{a} and \tilde{b} only. The last condition can always be ensured by passing to a 0-refinement of Δ and the corresponding 0-refinement of $\tilde{\Delta}$. Thus $t = \varkappa(\tilde{t})$ connects a to b in Δ and has no common points with cuts $t \in T$ except for possibly a, b . Note that

$$\mathbf{Lab}(t) \equiv \mathbf{Lab}(\tilde{t}) \equiv \mathbf{Lab}(\mu(\tilde{t}))$$

as and both \varkappa , μ preserve labels and orientation.

Since $\mu(\tilde{t})$ connects $\mu(\tilde{a})$ to $\mu(\tilde{b})$ in $\Gamma(G, X \cup \mathcal{H})$, $\mathbf{Lab}(\mu(\tilde{t}))$ represents the same element of G as $\mathbf{Lab}(r)$. Hence there exists a disk diagram Σ_1 over (8) such that $\partial\Sigma_1 = p_1 q^{-1}$, where $\mathbf{Lab}(p_1) \equiv \mathbf{Lab}(t)$ and $\mathbf{Lab}(q) \equiv \mathbf{Lab}(r)$. Let Σ_2 denote its mirror copy. We glue Σ_1 and Σ_2 together by attaching q to its mirror copy. Thus we get a new diagram Σ with boundary $p_1 p_2^{-1}$, where $\mathbf{Lab}(p_1) \equiv \mathbf{Lab}(p_2) \equiv \mathbf{Lab}(t)$. The path in Σ corresponding to q in Σ_1 and its mirror copy in Σ_2 is also denoted by q .

We now perform the following surgery on the diagram Δ . First we cut Δ along t and denote the new diagram by Δ_0 . Let t_1 and t_2 be the two copies of the path t in Δ_0 . Then we glue Δ_0 and Σ by attaching t_1 to p_1 and t_2 to p_2 (Fig. 7) and get a new diagram Δ_1 . This surgery does not affect cuts of Δ as t had no common points with cuts from T except for possibly a and b . Thus the system of cuts in Δ_1 is inherited from Δ and Δ_1 satisfies all requirements of the lemma. \square

By an H_λ -path in $\Delta \in \mathcal{D}$ or in $\tilde{\Delta}$ we mean any paths whose label is a (nontrivial) word in $H_\lambda \setminus \{1\}$. We say that two such paths p and q in $\Delta \in \mathcal{D}$ are *connected* if they are H_λ -paths for the same $\lambda \in \Lambda$ and there are H_λ -paths a, b in $\tilde{\Delta}$ such that $\varkappa(a)$ is a subpaths of p , $\varkappa(b)$ is a subpaths of q , and $\mu(a), \mu(b)$ are connected in $\Gamma(G, X \cup \mathcal{H})$, i.e., there is a path in $\Gamma(G, X \cup \mathcal{H})$ that connects a vertex of $\mu(a)$ to a vertex of $\mu(b)$ and is labelled by a word in $H_\lambda \setminus \{1\}$. We stress that the equalities $\varkappa(a) = p$ and $\varkappa(b) = q$ are not required. Thus the definition makes sense even if the paths p and q are cut by the cuts of Δ into several pieces.

For a word W in the alphabet $X \cup \mathcal{H}$, let $\mathcal{D}(W)$ denote the set of all diagrams $\Delta \in \mathcal{D}$ such that $\mathbf{Lab}(\partial_{\text{ext}}\Delta) \equiv W$. Finally we define the *type* of a diagram $\Delta \in \mathcal{D}$ as follows:

$$\tau(\Delta) = \left(k, \sum_{i=1}^k l(t_i) \right).$$

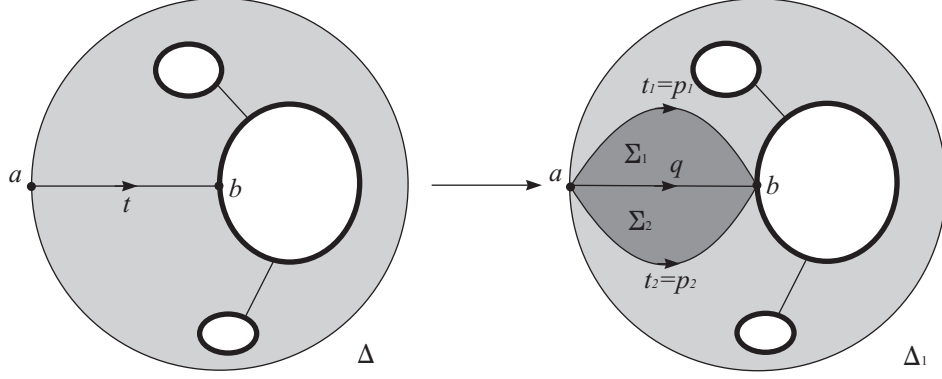


Figure 7:

(Here k is the number of holes in Δ .) We fix the standard order on the set of all types by assuming $(m, n) \leq (m_1, n_1)$ is either $m < m_1$ or $m = m_1$ and $n \leq n_1$.

In the proposition below we say that a word W in $X \cup \mathcal{H}$ is *geodesic* if any (or, equivalently, some) path in $\Gamma(G, X \cup \mathcal{H})$ labelled by W is geodesic.

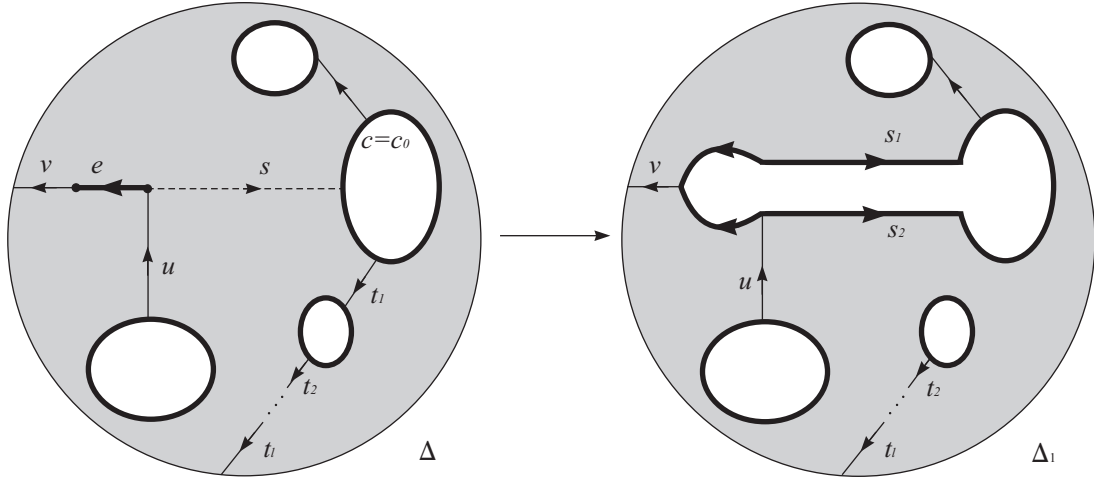
Proposition 4.3. *Suppose that W is a word in $X \cup \mathcal{H}$ representing 1 in $G(\mathfrak{N})$, Δ is a diagram of minimal type in $\mathcal{D}(W)$, T is the cut system in Δ , and c is a component of $\partial_{\text{int}}\Delta$. Then:*

1. *For each cut $t \in T$, the word $\mathbf{Lab}(t)$ is geodesic.*
2. *The label of c represents a nontrivial element in G .*
3. *The path c can not be connected to an H_λ -subpath of a cut $t \in T$.*
4. *The path c can not be connected to another component of $\partial_{\text{int}}\Delta$*

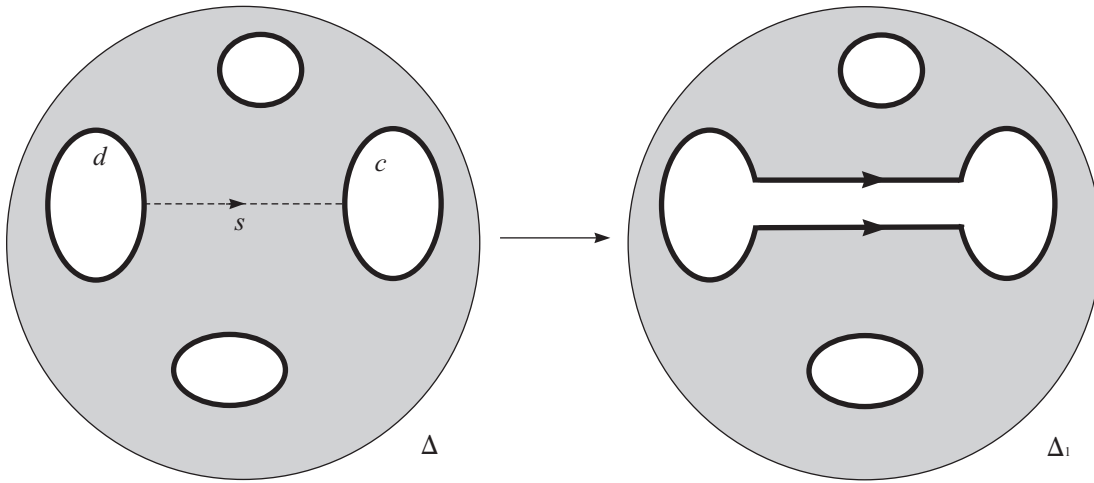
Proof. Assume that for a certain path $t \in T$, $\mathbf{Lab}(t)$ is not geodesic. Let \tilde{a}, \tilde{b} be vertices in $\tilde{\Delta}$ such that $\varkappa(\tilde{a}) = t_-$, $\varkappa(\tilde{b}) = t_+$. Let also r be a geodesic paths in $\Gamma(G, X \cup \mathcal{H})$ that connects $\mu(\tilde{a})$ to $\mu(\tilde{b})$. Applying Lemma 4.2, we may assume that there is a path q in Δ such that $q_- = t_-$, $q_+ = t_+$, and $\mathbf{Lab}(q) \equiv \mathbf{Lab}(r)$, i.e., $\mathbf{Lab}(q)$ is geodesic. In particular, $l(q) < l(t)$. Now replacing t with q in the system of cuts we reduce the type of the diagram. This contradicts the choice of Δ .

The second assertion is obvious. Indeed if $\mathbf{Lab}(c)$ represents 1 in G , there is a disk diagram Π over (8) with boundary label $\mathbf{Lab}(\partial\Pi) \equiv \mathbf{Lab}(c)$. Attaching Π to c does not affect $\partial_{\text{ext}}\Delta$ and reduces the number of holes in the diagram. This contradicts the minimality of $\tau(\Delta)$.

Further assume that c is connected to an H_λ -subpath e of some $r \in T$. Then c is an H_λ -path for the same $\lambda \in \Lambda$. Let $r = uev$. First we transform e into a boundary component labelled by $\mathbf{Lab}(e)\mathbf{Lab}(e)^{-1}$ by cutting Δ along e and denote the resulting diagram by Δ_0 . Since c and e are connected, applying Lemma 4.2 we may assume that there is a path s without selfintersections in Δ_0 such that $s_- = u_+$, $s_+ \in c$, and $\mathbf{Lab}(s)$ is a word in $H_\lambda \setminus \{1\}$.



a)



b)

Figure 8:

Moreover passing to a 0-refinement, we may assume that s has no common vertices with the boundary of the diagram, paths from $T \setminus \{t\}$, u , and v except for s_- and s_+ . Now we cut Δ_0 along s . Let s_1, s_2 be the copies of s in the obtained diagram Δ_1 . The boundary component of Δ_1 obtained from c and e has label

$$\mathbf{Lab}(cs_1^{-1}ee^{-1}s_2) = \mathbf{Lab}(c)\mathbf{Lab}(s)^{-1}\mathbf{Lab}(e)\mathbf{Lab}(e)^{-1}\mathbf{Lab}s$$

that is a word in $H_\lambda \setminus \{1\}$ representing an element of N_λ in G . Note also that our surgery does not affect cuts of Δ except for t . Thus the system of cuts T_1 in Δ_1 may be obtained from T as follows. Since $\hat{\Delta}$ is connected and simply connected, there is a unique sequence

$$c = c_0, t_1, c_1, \dots, t_l, c_l = \partial_{ext}\Delta,$$

where c_0, \dots, c_l are (distinct) components of $\partial\Delta$, $t_i \in T$, and (up to orientation) t_i connects c_{i-1} to c_i , $i = 1, \dots, l$ (Fig. 8a). We set $T_1 = (T \setminus \{r, t_1\}) \cup \{u, v\}$. Thus $\Delta_1 \in \mathcal{D}(W)$ and $\tau(\Delta_1) < \tau(\Delta)$. Indeed Δ_1 and Δ have the same number of holes and $\sum_{t \in T_1} l(t) \leq \sum_{t \in T} l(t) - 1$.

This contradicts the choice of Δ .

Finally suppose that c is connected to another component d of $\partial_{int}\Delta$, $d \neq c$. To be definite, assume that c and d are labelled by words in $H_\lambda \setminus \{1\}$. Again without loss of generality we may assume that there is a path s without selfintersections in Δ such that $s_- \in d$, $s_+ \in c$, $\mathbf{Lab}(s)$ is a word in $H_\lambda \setminus \{1\}$, and s has no common points with $\partial\Delta$ and paths from T except for s_- and s_+ . Let us cut Δ along s and denote by Δ_1 the obtained diagram (Fig. 8b). This transformation does not affect $\partial_{ext}\Delta$ and the only changed internal boundary component has label $\mathbf{Lab}(c)\mathbf{Lab}(s)^{-1}\mathbf{Lab}(d)\mathbf{Lab}(s)$, which is a word in $H_\lambda \setminus \{1\}$. This word represents an element of N_λ in G as $N_\lambda \triangleleft H_\lambda$. We now fix an arbitrary system of cuts in Δ_1 . Then $\Delta_1 \in \mathcal{D}(W)$ and the number of holes in Δ_1 is smaller than the number of holes in Δ . We get a contradiction again. \square

5 Proof of the main results

Recall that Ω denotes the set provided by Lemma 2.8. Let D be a constant from Proposition 3.6 and

$$\mathcal{F} = \{g \in \langle \Omega \rangle \setminus \{1\}, |g|_\Omega \leq D(26\delta + 4)\},$$

where δ is the hyperbolicity constant of $\Gamma(G, X \cup \mathcal{H})$. For technical reasons it is convenient to assume that δ is an integer and $\delta \geq 1$.

The proof of Theorem 1.1 is divided into a sequence of lemmas. We begin with the first assertion of the theorem. The following four lemmas are proved by common induction on $k \geq 0$.

Lemma 5.1. *Let Δ be a diagram on a disk with k holes having minimal type in $\mathcal{D}(\mathbf{Lab}(\partial_{ext}\Delta))$. Let p, q be two connected H_λ -subpaths of the same component c of $\partial_{int}\Delta$. Then there is an H_λ -component r of $\partial\Delta$ such that p, q are subpaths of $\varkappa(r)$.*

For any $i = 1, \dots, k$, we denote by g_i the element represented by $\mathbf{Lab}(c_i)$ in G when we read this label starting from an arbitrary fixed vertex. Recall that for an element $g \in G$, $|g|_\Omega$ is defined to be the word lengths of g with respect to Ω if $g \in \langle \Omega \rangle$ and ∞ otherwise.

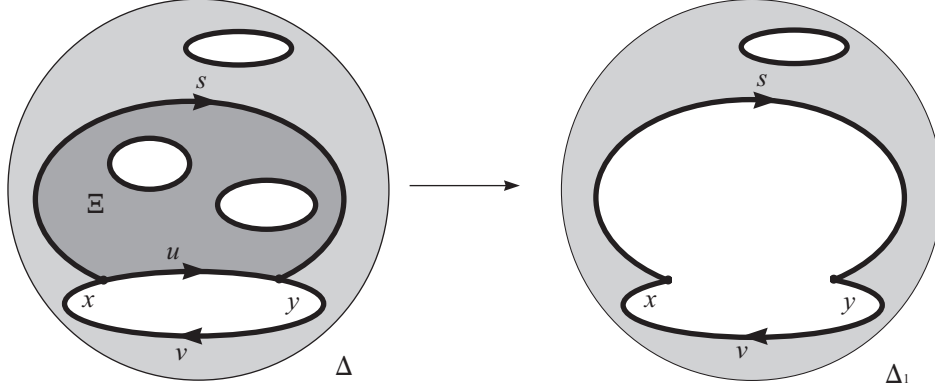


Figure 9:

Lemma 5.2. *Let Δ be a diagram on a disk with k holes. Suppose that for any component c of $\partial_{\text{int}}\Delta$ the following conditions hold.*

- 1) *No H_λ -subpath of $\partial_{\text{ext}}\Delta$ is connected to c .*
- 2) *No H_λ -subpath of a path $t \in T$ is connected to c .*
- 3) *No H_λ -subpath of another component d of $\partial_{\text{int}}\Delta$ is connected to c .*

Then

$$\sum_{i=1}^k |g_i|_\Omega \leq D(4k + l(\partial_{\text{ext}}\Delta)). \quad (20)$$

In particular, (20) holds for any diagram Δ on a disk with k holes that has minimal type in $\mathcal{D}(\mathbf{Lab}(\partial_{\text{ext}}\Delta))$ and satisfies 1).

Lemma 5.3. *Let Δ be a diagram on a disk with k holes such that $\mathbf{Lab}(\partial_{\text{ext}}\Delta)$ is a word in the alphabet $H_\lambda \setminus \{1\}$. Then $\mathbf{Lab}(\partial_{\text{ext}}\Delta)$ represents an element of N_λ in G .*

For $k = 0$ all lemmas are trivial. Assume $k > 0$.

Proof of Lemma 5.1. Let x (respectively y) be an ending vertex of a certain essential edge of p (respectively q). Passing to a 0-refinement of Δ , we may assume that x and y do not belong to any cut from T . Applying Lemma 4.2 we get a paths s in Δ connecting x to y such that $\mathbf{Lab}(s)$ is a word in the alphabet $H_\lambda \setminus \{1\}$. Let us denote by Ξ the subdiagram of Δ bounded by s and the segment $u = [x, y]$ of $c^{\pm 1}$ such that Ξ does not contain the hole bounded by c (Fig. 9).

Note that $\mathbf{Lab}(\partial\Xi)$ is a word in the alphabet $H_\lambda \setminus \{1\}$. The number of holes in Ξ is smaller than k . By Lemma 5.3 the label of $\partial\Xi$ represents an element of N_λ . Up to a cyclic shift, the label of the external boundary component of the subdiagram $\Sigma = \Xi \cup c$ of Δ is a word in $H_\lambda \setminus \{1\}$ representing the same element as $\mathbf{Lab}(c^{\pm 1})\mathbf{Lab}(u)^{-1}\mathbf{Lab}(\Xi)^{\pm 1}\mathbf{Lab}(u)$ in G . As N_λ is normal in H_λ and $\mathbf{Lab}(u)$ represents an element of H_λ in G , $\mathbf{Lab}(\partial_{\text{ext}}\Sigma)$ represents an element of N_λ in G . If Ξ contains at least one hole, we replace Σ with a single hole bounded by $\partial_{\text{ext}}\Sigma$ (Fig. 9). This reduces the number of holes in Δ and we get a

contradiction. Therefore Ξ is simply connected. In particular, the path u does not intersect any cut from T . This means that p and q belong to the same maximal H_λ -subpath (i.e., to the same H_λ -component) of $\partial\tilde{\Delta}$. \square

Proof of Lemma 5.2. Conditions 1)–3) together with Lemma 5.1 imply that each component c_i of $\partial_{int}\Delta$ gives rise to H_λ -components a_{i1}, \dots, a_{il} of $\partial\tilde{\Delta}$ such that $\varkappa(a_{ij}) \in c_i$, $j = 1, \dots, l$, and $\mu(a_{i1}), \dots, \mu(a_{il})$ are isolated H_λ -components of the cycle $q = \mu(\partial\tilde{\Delta})$ in $\Gamma(G, X \cup \mathcal{H})$. Clearly

$$|g_i|_\Omega \leq \sum_{j=1}^l l_\Omega(\mu(a_{ij})). \quad (21)$$

The path q may be considered as an $n \leq 4k + l(\partial_{ext}\Delta)$ -gone whose sides (up to orientation) are of the following three types:

- (1) sides of lengths 1 (i.e. edges) corresponding to edges of $\partial_{ext}\Delta$;
- (2) sides corresponding to cuts in Δ ;
- (3) components corresponding to $\partial_{int}\Delta$.

We denote by $\mathcal{P} = p_1 \dots p_n$ the n -gone obtained from q in the following way. The label of any side x of type (3) of q is a word in $H_\lambda \setminus \{1\}$ for some $\lambda \in \Lambda$. We replace each such a side x with the edge e of $\Gamma(G, X \cup \mathcal{H})$ such that $x_- = e_-$, $x_+ = e_+$, and $\mathbf{Lab}(e) \in H_\lambda \setminus \{1\}$ for the corresponding λ . (We assume e to be the trivial path in case $x_- = x_+$). Such an edge always exists since $\mathbf{Lab}(x)$ represents an element of H_λ in G and all elements of $H_\lambda \setminus \{1\}$ are included in the set of generators. The sides of \mathcal{P} corresponding to the sides of type (1), (2), and (3) of q are also referred to as sides of type (1), (2), and (3) respectively.

The sides of \mathcal{P} of type (1) and (3) are obviously geodesic in $\Gamma(G, X \cup \mathcal{H})$. The sides of type (2) are geodesic in $\Gamma(G, X \cup \mathcal{H})$ by the first assertion of Proposition 4.3. Since sides of type (3) were isolated H_λ -components of q , the corresponding edges in \mathcal{P} are isolated. Hence we may apply Proposition 3.6 to the n -gon \mathcal{P} , where the set of components I consists of edges of type (3). Taking into account (21), we obtain

$$\sum_{i=1}^k |g_i|_\Omega \leq \sum_{p_i \in I} l_\Omega(p_i) \leq Dn \leq D(4k + l(\partial_{ext}\Delta)).$$

Finally we observe that if Δ has minimal type in $\mathcal{D}(\mathbf{Lab}(\partial_{ext}\Delta))$, then conditions 2) and 3) follow from Proposition 4.3. \square

Proof of Lemma 5.3. We note that it suffices to prove the lemma in the case when $\mathbf{Lab}(\partial_{ext}\Delta)$ is a letter in \mathcal{H} . Indeed for any $\lambda \in \Lambda$, any element of H_λ can be represented by a letter from \mathcal{H} . Furthermore, passing from Δ to a diagram of minimal type in $\mathcal{D}(\mathbf{Lab}(\partial_{ext}\Delta))$, we may assume that Δ itself has minimal type in $\mathcal{D}(\mathbf{Lab}(\partial_{ext}\Delta))$.

First suppose that no component of $\partial_{int}\Delta$ is connected to $\partial_{ext}\Delta$. Then applying Lemma 5.2 we obtain

$$\sum_{i=1}^k |g_i|_\Omega \leq D(4k + l(\partial_{ext}\Delta)) = D(4k + 1). \quad (22)$$

On the other hand, $g_i \neq 1$ by the second assertion of Proposition 4.3. Since $g_i \in \cup_{\lambda \in \Lambda} N_\lambda$ and $\cup_{\lambda \in \Lambda} N_\lambda \cap \mathcal{F} = \emptyset$, we have $g_i \notin \mathcal{F}$. Therefore, $|g_i|_\Omega > D(26\delta + 4)$ for any i according to the choice of \mathcal{F} . This contradicts (22).

Further suppose that a component c of $\partial_{int}\Delta$ is connected to $\partial_{ext}\Delta$. Applying Lemma 4.2 yields a path s in Δ connecting $\partial_{ext}\Delta$ to c such that $\mathbf{Lab}(s)$ is a word in the alphabet $H_\lambda \setminus \{1\}$. Let us cut Δ along s and denote the new diagram by Δ_1 . Obviously the word

$$\mathbf{Lab}(\Delta_1) \equiv \mathbf{Lab}(s)\mathbf{Lab}(c)\mathbf{Lab}(s^{-1})\mathbf{Lab}(\Delta)$$

is a word in the alphabet $H_\lambda \setminus \{1\}$. By the inductive assumption, $\mathbf{Lab}(\Delta_1)$ represents an element of N_λ in G . Recall that the label of any component of $\partial_{int}\Delta$ represents an element of N_λ . Hence the word $\mathbf{Lab}(\Delta)$ also represents an element of N_λ . \square

Lemma 5.3 implies the first assertion of the main theorem. Now we are going to prove the relative hyperbolicity of $G(\mathfrak{N})$. We begin with three auxiliary results.

Lemma 5.4. *Let Δ be a diagram on a disk with k holes having minimal type in $\mathcal{D}(\mathbf{Lab}(\partial_{ext}\Delta))$. Suppose that for any component c of $\partial_{int}\Delta$, no H_λ -subpath of $\partial_{ext}\Delta$ is connected to c . Then the number k of holes in Δ satisfies $k \leq l(\partial_{ext}\Delta)$.*

Proof. Combining the condition $g_i \notin \mathcal{F}$ and Lemma 5.2, we obtain

$$D(26\delta + 4)k \leq \sum_{i=1}^k |g_i|_\Omega \leq D(4k + l(\partial_{ext}\Delta)).$$

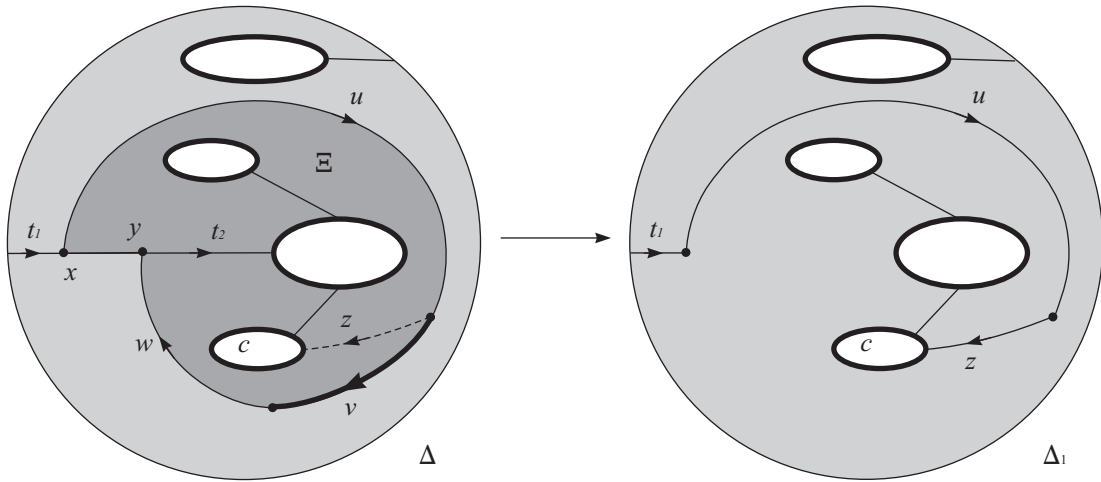
This implies $k \leq l(\partial_{ext}\Delta)$. (Recall that $\delta \geq 1$.) \square

Lemma 5.5. *Let Δ be a diagram on a disk with k holes having minimal type in $\mathcal{D}(\mathbf{Lab}(\partial_{ext}\Delta))$, T the cut system in Δ . Then the total lengths of cuts satisfies the inequality*

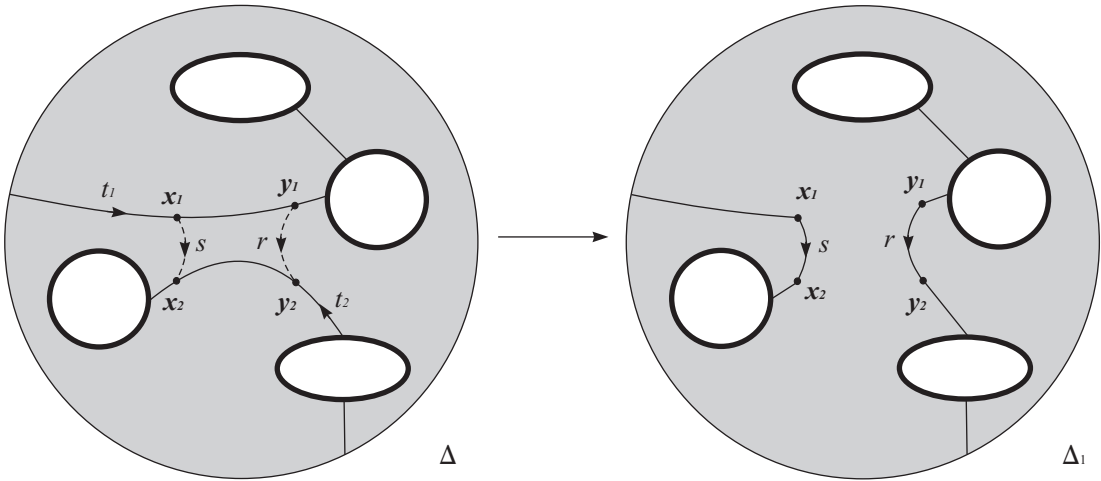
$$\sum_{t \in T} l(t) \leq 10^6 \delta (k + l(\partial_{ext}\Delta)). \quad (23)$$

Proof. Let $\xi = \sum_{t \in T} l(t)$, $q = \mu(\partial\tilde{\Delta})$. As in the proof of Lemma 5.2, we divide the sides of q into three types. Further let \mathcal{P} be an m -gon obtained from p as follows. First of all we replace sides of type (3) with edges as in the proof of Lemma 5.2. Secondary let y be a side of type (2). If $l(y) \leq 28\delta$, we call y a side of type (2a). In case $l(y) > 28\delta$, we divide y into three sides $y = y_1 y_2 y_3$, where $l(y_1) = l(y_3) = 14\delta$. Then y_1 and y_3 are also called sides of type (2a), and y_2 is called a side of type (2b). It is not hard to see that the total number of sides of \mathcal{P} satisfies $m \leq 6k + l(\partial_{ext}\Delta)$.

Let S be the set of all sides of \mathcal{P} of type (2b), R the set of all other sides of \mathcal{P} . Let also σ and ρ denote the sum of lengths of all sides from S and R respectively. Without loss of generality we may assume that $\sigma \geq \max\{3 \cdot 10^4 \delta m, 10^3 \rho\}$. Indeed otherwise (23) is obvious as $\xi \leq \sigma + 56\delta k$ and $\rho \leq l(\partial_{ext}\Delta) + 2k + 56\delta k$. By the first assertion of Proposition 4.3, all sides of \mathcal{P} are geodesic. According to Lemma 2.4 there exist two distinct sides $p_i, p_j \in S$ such that p_i and p_j^{-1} contain subpaths u, v of length greater than 30δ such that $\max\{\text{dist}_{X \cup \mathcal{H}}(u_-, v_-), \text{dist}_{X \cup \mathcal{H}}(u_+, v_+)\} \leq 13\delta$. There are 2 cases to consider.



a)



b)

Figure 10:

Case 1. First assume that p_i and p_j correspond to the same cut $t \in T$ of Δ . Let x, y be vertices of t corresponding to u_- and v_- . Cutting Δ along t , applying Lemma 4.2, and gluing the copies of t back, we may assume that there is a path s in Δ of lengths at most 13δ connecting x to y and having no other common vertices with cuts of Δ . Let $t = t_1[x, y]t_2$. We consider the subdiagram Ξ of Δ bounded by $s[x, y]^{-1}$ of t (Fig. 10a).

Suppose that there is an H_λ -subword v of s that is connected to a component c of $\partial_{int}\Xi$. Let $s = uvw$. Lemma 4.2 allows us to construct a path z in Δ of lengths at most 1 that connects v_- to a vertex of c . The cut $t \in T$ can be replaced with the cut t_1uz . Since

$$l(t_1uz) \leq l(t_1) + (l(s) - 1) + 1 \leq l(t_1) + 13\delta < l(t)$$

we obtain a contradiction. Therefore, for any component c of $\partial_{int}\Xi$, no H_λ -subpath of s is connected to c .

As $\mathbf{Lab}(t)$ is geodesic, we have $l([x, y]) \leq \text{dist}_{X \cup \mathcal{H}}(u_-, v_-) \leq 13\delta$. Hence $l(\partial\Xi) \leq 26\delta$. Let c_1, \dots, c_l be components of $\partial_{int}\Xi$, g_1, \dots, g_l the elements of G represented by their labels. Observe that since Δ has minimal type in $\mathcal{D}(\mathbf{Lab}(\partial_{ext}\Delta))$, all assumptions of Lemma 5.2 hold for Ξ with the system of cuts inherited from Δ . Thus we obtain

$$\sum_{i=1}^l |g_i|_\Omega \leq D(4l + l(\partial_{ext}\Xi)) \leq D(4k + 26\delta).$$

As in the proof of Lemma 5.3 this contradicts the choice of \mathcal{F} .

Case 2. Suppose now that p_i and p_j correspond to distinct cuts t_1 and t_2 of Δ . Let $t_1 = s_1[x_1, y_1]r_1$ and $t_2 = s_2[x_2, y_2]r_2$, where the segments $[x_1, y_1]$ and $[x_2, y_2]$ of t_1 and t_2 respectively correspond to u and v . To be definite, assume that x_1 (respectively x_2) corresponds to u_- (respectively v_-). Cutting Δ along t_1 and t_2 , applying Lemma 4.2, and sewing the cuts back, we may assume that there are paths s, r in Δ connecting x_1 to x_2 and y_1 to y_2 respectively of lengths $\max\{l(s), l(r)\} < 13\delta$ (Fig. 10b). Obviously the cuts t_1 and t_2 can be replaced with $t'_1 = s_1sr_2$ and $t'_2 = s_2r^{-1}r_1$. Evidently,

$$l(t'_1) + l(t'_2) \leq l(t_1) + l(t_2) - 60\delta + 26\delta < l(t_1) + l(t_2).$$

This contradicts the minimality of Δ . □

To prove the second assertion of the theorem, it suffices to check that there exists a constant C such that any word W in $X \cup \mathcal{H}$ representing 1 in $G(\mathfrak{N})$ has relative area $\text{Area}^{rel}(W) \leq C\|W\|$. In other terms, there exists a disk van Kampen diagram over (19) such that $\mathbf{Lab}(\partial\Delta) \equiv W$ and the number of \mathcal{R} -cells in Δ satisfies $N_{\mathcal{R}}(\Delta) \leq C\|W\|$. According to Lemma 4.1, this is equivalent to the following.

Lemma 5.6. *There exists a constant C such that for any collection $\mathfrak{N} = \{N_\lambda\}_{\lambda \in \Lambda}$ satisfying $N_\lambda \cap \mathcal{F} = \emptyset$ for all $\lambda \in \Lambda$ the following condition holds. For any word W in $X \cup \mathcal{H}$ representing 1 in $G(\mathfrak{N})$, there is a van Kampen diagram $\Delta \in \mathcal{D}(W)$ such that $\mathbf{Lab}(\partial\Delta) \equiv W$ and $N_{\mathcal{R}}(\Delta) \leq C\|W\|$.*

Proof. Before proving the lemma we make one useful observation. Let $W \equiv W_1Z_1 \dots W_lZ_l$, where each of the subwords Z_1, \dots, Z_l is a word in $H_\lambda \setminus \{1\}$ for some λ . Let h_i denote a

letter of \mathcal{H} such that $h_i = Z_i$ in $G(\mathfrak{N})$ (we assume h_i to be the trivial word if $Z_i = 1$ in G). Let also $\overline{W} = W_1 h_1 \dots W_l h_l$. Since $H_\lambda \cap N = N_\lambda$ for any λ , the equality $h_i = Z_i$ follows from relations from the sets \mathcal{S} and \mathcal{Q} . Hence \overline{W} can be obtained from W (and conversely) by applying relations from the sets \mathcal{S} and \mathcal{Q} only. In particular this means that $Area^{rel}(W) = Area^{rel}(\overline{W})$. We call \overline{W} the *reduced form* of W .

For each word W representing 1 in $G(\mathfrak{N})$ we define $Q(W)$ to be the minimal number of holes in Δ , where Δ ranges $\mathcal{D}(W)$. The proof of the lemma is by induction on $Q(W)$.

If $Q(W) = 0$, then $W = 1$ in G and the required estimate on $Area^{rel}(W)$ follows from the relative hyperbolicity of G . We now assume that $Q(W) > 1$. Let Δ be a diagram of minimal type in $\mathcal{D}(W)$. Suppose that for a component c of $\partial_{int}\Delta$, there exist an H_λ -subpaths a of $\partial_{ext}\Delta$ that is connected to c . Applying Lemma 4.2 we may assume that there is a path s in Δ connecting a vertex of c to a_- such that $\mathbf{Lab}(s)$ is a word in the alphabet $H_\lambda \setminus \{1\}$. Then we cut Δ along s and obtain a new diagram Δ_1 . Let $W_1 \equiv \mathbf{Lab}(\partial_{ext}\Delta_1)$ and let \overline{W}_1 be the reduced form of W_1 . Obviously $\|\overline{W}_1\| \leq \|W\|$ and $Area^{rel}(\overline{W}_1) = Area^{rel}(W_1) = Area^{rel}(W)$. On the other hand, $Q(\overline{W}_1) = Q(W_1) \leq Q(W) - 1$. By the inductive assumption, we have

$$Area^{rel}(W) = Area^{rel}(\overline{W}_1) \leq C\|\overline{W}_1\| \leq C\|W\|.$$

Hence without loss of generality we may assume that for any component c of $\partial_{int}\Delta$, no H_λ -subpaths of $\partial_{ext}\Delta$ is connected to c .

Let $q = \mu(\partial\tilde{\Delta})$. Let p be a path obtained from q by replacing each H_λ -component x of q with a single edge e in $\Gamma(G, X \cup \mathcal{H})$ such that $x_- = e_-$, $x_+ = e_+$, and $\mathbf{Lab}(e) \in H_\lambda \setminus \{1\}$. (We assume e to be the trivial path in case $x_- = x_+$.) Note that $\mathbf{Lab}(p)$ is the reduced form of $\mathbf{Lab}(q)$. Thus $Area^{rel}(\mathbf{Lab}(p)) = Area^{rel}(\mathbf{Lab}(q))$. By Lemma 5.4, the number k of holes in Δ does not exceed $l(\partial_{ext}\Delta) = \|W\|$. Note that each side of type (3) in q (in the notation from the proof of Lemma 5.2) is replaced with a path of length at most 1. Hence the length of p satisfies the inequality

$$l(p) \leq l(\partial_{ext}(\Delta)) + 2k + 2 \sum_{t \in T} l(t) \leq 3\|W\| + 2 \sum_{t \in T} l(t).$$

Using Lemma 5.5, we obtain

$$l(p) \leq 3\|W\| + 2 \cdot 10^6 \delta(k + l(\partial_{ext}\Delta)) \leq 10^7 \delta \|W\|.$$

Finally since $\mathbf{Lab}(p)$ represents 1 in G , we have

$$Area^{rel}(\mathbf{Lab}(p)) \leq Ll(p) \leq 10^7 \delta L \|W\|,$$

where L is the isoperimetric constant of (5). Hence

$$Area^{rel}(W) \leq Area^{rel}(\mathbf{Lab}(q)) = Area^{rel}(\mathbf{Lab}(p)) \leq 10^7 \delta L \|W\|.$$

□

Finally let us prove the last assertion of the theorem. Since S is finite, we may assume $S \subseteq X$ without loss of generality. Thus it suffices to prove the following.

Lemma 5.7. *The restriction of the natural homomorphism $G \rightarrow G(\mathfrak{N})$ to X is injective.*

Proof. Suppose that $x = y$ in $G(\mathfrak{N})$ for some $x, y \in X$. Let Δ be a diagram of minimal type in $\mathcal{D}(xy^{-1})$. Since $\partial_{ext}\Delta$ contains no H_λ -subpaths, Lemma 5.2 can be applied. We obtain

$$\sum_{i=1}^k |g_i|_\Omega \leq D(4k + l(\partial_{ext}\Delta)) = D(4k + 2).$$

According to the choice of \mathcal{F} , this implies $g_i = 1$ for some i , which is impossible by the second assertion of Proposition 4.3. Hence the diagram Δ contains no holes, i.e., it is a disk diagram over (8). This means that $xy^{-1} = 1$ in G . \square

References

- [1] B.H. Bowditch, Relatively hyperbolic groups, prep., 1999.
- [2] C. Druţu, M. Sapir, Tree-graded spaces and asymptotic cones of groups. With an appendix by D. Osin and M. Sapir. *Topology* **44** (2005), no. 5, 959–1058.
- [3] P. Eberlein, Lattices in spaces of nonpositive curvature, *Annals of Math.*, **111** (1980), 435–476.
- [4] B. Farb, Relatively hyperbolic groups, *GAF* **8** (1998), 810–840.
- [5] M. Gromov, Hyperbolic groups, Essays in Group Theory, MSRI Series, Vol.8, (S.M. Gersten, ed.), Springer, 1987, 75–263.
- [6] V. Guirardel, Limit groups and groups acting freely on \mathbb{R}^n -trees, *Geometry & Topology* **8** (2004), 1427–1470.
- [7] Ph. Hall, The Edmonton notes on nilpotent groups. Queen Mary College Mathematics Notes. Mathematics Department, Queen Mary College, London 1969.
- [8] S.V. Ivanov, A. Yu. Olshanskii, Hyperbolic groups and their quotients of bounded exponents, *Trans. Amer. Math. Soc.* **348** (1996), no. 6, 2091–2138.
- [9] O. Kharlampovich, A. Myasnikov, Description of fully residually free groups and irreducible affine varieties over a free group. Summer School in Group Theory in Banff, 1996, 71–80, CRM Proc. Lecture Notes, 17, Amer. Math. Soc., Providence, RI, 1999.
- [10] R.C. Lyndon, P.E. Shupp, Combinatorial Group Theory, Springer–Verlag, 1977.
- [11] J. Manning, D. Groves, Filling in relatively hyperbolic groups, prep., 2005.
- [12] A. Yu. Olshanskii, Geometry of defining relations in groups. Mathematics and its Applications (Soviet Series), 70. Kluwer Academic Publishers Group, Dordrecht, 1991.
- [13] A.Yu. Olshanskii, Periodic quotients of hyperbolic groups, *Math. USSR Sbornik* **72** (1992), no. 2, 519–541.

- [14] D.V. Osin, Relatively hyperbolic groups: Intrinsic geometry, algebraic properties, and algorithmic problems, *Memoirs Amer. Math. Soc.*, to appear; available at <http://www.arxiv.org/abs/math.GR/0404040>.
- [15] D.V. Osin, Elementary subgroups of hyperbolic groups and bounded generation, *Int. J. Alg. Comp.*, to appear; available at <http://www.arxiv.org/abs/math.GR/0404118>.
- [16] Z. Sela, Diophantine geometry over groups I: Makanin – Razborov diagrams, *IHES Publ. Math.*, **93** (2001), 31–105.
- [17] W.P. Thurston, Three-dimensional manifolds, Kleinian groups and hyperbolic geometry. *Bull. Amer. Math. Soc. (N.S.)* **6** (1982), no. 3, 357–381.
- [18] D. Wise, The residual finiteness of negatively curved polygons of finite groups, *Invent. Math.* **149** (2002), no. 3, 579–617.
- [19] A. Yaman, A topological characterization of relatively hyperbolic groups, *J. Reine Angew. Math.* **566** (2004), 41–89.