

NON-NEGATIVITY PRESERVING NUMERICAL ALGORITHMS FOR STOCHASTIC DIFFERENTIAL EQUATIONS

ESTEBAN MORO, HENRI SCHURZ*

Abstract. Construction of splitting-step methods and properties of related non-negativity and boundary preserving numerical algorithms for solving stochastic differential equations (SDEs) of Itô-type are discussed. We present convergence proofs for a newly designed splitting-step algorithm and simulation studies for numerous numerical examples ranging from stochastic dynamics occurring in asset pricing theory in mathematical finance (SDEs of CIR and CEV models) to measure-valued diffusion and superBrownian motion (SPDEs) as met in biology and physics.

Key words. stochastic differential equations, absorbing boundary, numerical methods, super-Brownian motion, splitting-step algorithm, convergence, , simulation

AMS subject classifications. 65C30, 60H10, 60H15

1. Introduction and examples. Stochastic differential equations (SDEs) are fundamental to describe and understand random phenomena in different areas of physics, engineering, economics, etc. Particularly, they serve as model for price fluctuations as in the famous Black-Scholes option pricing model, description of erratic movements of particles as in the Langevin equation or spatial processes like the super-Brownian motion. In most cases, explicit solutions of SDEs are very difficult to obtain and numerical approximations need to be exploited. In fact a wealth of methods for integrating numerically SDEs are known and tested [17, 19, 26, 27, 28].

In some practical applications autonomous Itô-type SDEs of the form

$$(1.1) \quad dX(t) = f(X(t))dt + \sigma(X(t))dW(t), \quad X(0) = X_0 \in \mathcal{D}$$

are not well defined unless a boundary condition is additionally given at the boundaries of the domain \mathcal{D} in which $X(t)$ lives for all t (almost surely). For example, if $X(t)$ is the price of a stock and (1.1) gives its time evolution, then $\mathcal{D} = [0, \infty)$, where $X(t) = 0$ implies an absorbing or reflecting state. Or, if $X(t)$ models the number of certain species in a noisy environment, then $\mathcal{D} = [0, K]$, where K is an attracting carrying capacity of the environment.

As in most situations, boundary conditions are not needed to state the related problems (1.1) when the boundaries are unattainable in finite time. This is the case of *natural boundaries*, according to Feller's classification of one-dimensional diffusions [9, 10]. The standard (unrestricted) Brownian motion on \mathbb{R} is the most obvious example of diffusion with natural boundaries at infinity. The situation is different when the solution of (1.1) attains the boundaries in finite time. For example, the Brownian motion on \mathbb{R}^+ in which a boundary condition at $x = 0$ needs to be specified to completely define the solution of it. Typical boundary conditions in this case are absorbing or reflecting ones and the solution of (1.1) depends on its specific choice, which is usually taken according to the nature of the problem under consideration.

This problem of how to handle the boundary conditions also appears in the numerical approximations of (1.1), where the naturally inherited boundary conditions

*Grupo Interdisciplinar de Sistemas Complejos (GISC) and Departamento de Matemáticas, Universidad Carlos III de Madrid, Avenida de la Universidad 30, 28911 Leganés, Spain. (Email emoro@math.uc3m.es), Department of Mathematics, Southern Illinois University, 1245 Lincoln Drive, Carbondale, IL 62901, USA and Department of Mathematics and Statistics, Texas Tech University, Lubbock, TX 79409-1042, USA. (hschurz@math.siu.edu). This version is from September 17, 2018.

do need to be incorporated in the construction of numerical approximations. In fact, standard numerical methods such as Euler methods may fail to meet the boundary conditions, see [25]. This is also true for higher order converging Taylor-type methods

$$(1.2) \quad Y_{n+1} = \sum_{\alpha \in \mathcal{H}} f_{\alpha}(Y_n) I_{\alpha},$$

where α is a multiple index, \mathcal{H} a hierarchical set of multiple indices, f_{α} coefficient functions and I_{α} iterated multiple stochastic integrals as derived from stochastic Taylor-type expansions (for its origin, see [31]) along time-discretizations

$$0 = t_0 < t_1 < t_2 < \dots < t_{n_T} = T$$

with step sizes $\Delta_n t = t_{n+1} - t_n$. For more details, see [17], [18], [27].

Numerical time-discretizations of the type (1.2) face two kinds of different (though related) problems when a boundary condition is specified. The first one is to restrict the values of the numerical approximations to live within the domain \mathcal{D} ; secondly, they also have to preserve the character of the boundary (natural, reflecting, absorbing, etc.) in the numerical approximations of $X(t)$. To exemplify the numerical approximation problems, let us consider the well-known square-root diffusion model of Cox-Ingersoll-Ross [3]

$$(1.3) \quad dX(t) = [a + bX(t)]dt + \sigma\sqrt{X(t)}dW(t), \quad X(0) = x_0 \geq 0$$

with real parameters $a \geq 0$, $b \in \mathbb{R}$ and $\sigma > 0$, which is widely used for interest rate modelling or as an alternative to geometric Brownian motion occurring in the Black-Scholes model of dynamic asset pricing in mathematical finance. It is well known that the (strong) solution of (1.3) is unique and preserves the non-negativity of the initial data. This property can be easily implemented in numerical approximations of (1.3) by means of balanced implicit methods (see [20, 26, 27]), balanced Milstein methods [16], composition methods based on Lie algebra techniques [21], but fail to incorporate the right boundary properties in the numerical paths. Other methods, while converging in the limit $\Delta t \rightarrow 0$, do not even conserve the non-negativity of the solution like the straightforward fixing by taking $\sqrt{|X(t)|}$ instead of the last term in (1.3) (as done in [12]).

The aim of this paper is to present an alternative strategy based on **splitting-step methods** to integrate numerically SDEs of the type (1.1) subject to boundary conditions, that both guarantee that the numerical solutions live in the domain \mathcal{D} and that the character of the boundary is preserved (a kind of numerically compact support property, i.e. the numerical approximation has to incorporate the fact that, for any positive $X(t)$, there is a non-zero probability such that the stochastic process becomes zero at the next time-step). Moreover, the consistency of this new method shall be mathematically justified by two convergence theorems, namely one for sufficiently smooth Lipschitzian coefficients of involved SDEs (Theorem 3.1) and another, more complicated one for non-Lipschitzian SDEs (Theorem 3.2). By those theorems we are going to establish the same convergence rates as standard, so far known methods possess. The second Theorem 3.2 covers the square-root case as exhibited by (1.3) too, and we present an alternative boundary- and positivity-preserving numerical splitting algorithm and its proof to that in [12] without using substitutions such as $\sqrt{|X(t)|}$ in diffusion terms of model (1.3).

The paper is structured as follows. After this introduction we introduce and discuss the fairly general splitting-step algorithm in Section 2. Section 3 reports on

general convergence theorems and its mathematical proof. Several numerical experiments in Section 4 - 6 strongly support the suggested splitting algorithm and results from previous sections by ordinary SDEs. In Section 4 we present some simple models and related experiments. Section 5 is devoted to the simulation of processes as often met in dynamic asset pricing in mathematical finance. In Section 6 we mention some applications to measure-valued diffusions and reaction-diffusion equations demonstrating the potential range of the splitting-step algorithm to numerical treatment of random PDEs as well. Section 7 concludes with some supplemental remarks. Eventually, there is a small appendix on aspects of random number generation.

2. Splitting-step algorithm. The general structure of a splitting-step algorithm, which is based on the idea in [24] is as follows. Suppose that the more general equation which is to be integrated is of the form

$$(2.1) \quad dX(t) = [\alpha(X(t), t) + \beta(X(t), t)]dt + \sigma(X(t), t)dW(t).$$

We then decompose the above equation into the two equations

$$(2.2) \quad dX_1(t) = \beta(X_1(t), t)dt + \sigma(X_1(t), t)dW(t),$$

$$(2.3) \quad dX_2(t) = \alpha(X_2(t), t)dt,$$

where the splitting is done assuming that we know the exact strong solution for $X_1(t)$ or the conditional probability $\mathcal{P}[X_1(t)|X_1(0)]$. Thus, we can approximate the solution of (2.1) by a stochastic process Y_t along time intervals $[t, t + \Delta t]$ using the following two-step algorithm for each Δt , which we call **splitting-step algorithm**:

Step 1. Knowing the value of Y_t we obtain an intermediate value \tilde{Y}_t which is obtained through the exact integration of (2.2) and $\tilde{Y}_t = X_1(t + \Delta t)$ and with initial condition $X_1(t) = Y_t$.

Step 2. Then \tilde{Y}_t is used as the initial condition for (2.3) which is now integrated using any converging deterministic numerical algorithm to get \tilde{X}_2 . Then $Y_{t+\Delta t} = \tilde{X}_2(t + \Delta t)$.

The advantage of this splitting-step technique for SDEs subject to boundary conditions is that if equation (2.2) is simple enough and we know the solution X_1 of equation (2.1), then the stochastic part of the problem can be handled correctly. For example, for the case $\beta(X_1, t) = 0$ and $\sigma(X_1, t) = \sqrt{X_1}$, it is known that the conditional probability distribution is given by

$$(2.4) \quad \mathcal{P}[X_1(t)|X_1(0)] = \frac{2}{t} \left(\frac{X_1(0)}{X_1(t)} \right)^{1/2} I_1 \left(\frac{4}{t} \sqrt{X_1(t)X_1(0)} \right) e^{-\frac{2}{t}[X_1(t)+X_1(0)]} + e^{-\frac{4}{t}X_1(0)} \delta(X_1(t)),$$

where I_1 is the modified Bessel function and $\delta(x)$ is the Dirac delta function.

This cdf can be sampled using the rejection or inverse methods but this is computationally expensive. However, we introduce here a very simple method [22] (see also [1]) for obtaining $X_1(t)$ by noting that the variable $Z(t) = \frac{4}{t}X_1(t)$ has a probability distribution given by the non-central χ^2 -distribution, that is

$$(2.5) \quad \mathcal{P}[Z|Z_0] = \sum_{j=1}^{\infty} \frac{(\lambda/2)^j e^{-\lambda/2}}{j!} \mathcal{P}_{\chi_{2j}^2}(Z) + e^{-\lambda/2} \delta(Z)$$

where $\lambda = \frac{4}{t}Z_0$ and $\mathcal{P}_{\chi_{2j}^2}(X)$ is the χ^2 -pdf with $2j$ degrees of freedom. Equation (2.5) reveals that the probability distribution for Z is a linear combination of χ^2 -pdfs with

Poisson weights. This fact can be exploited to generate $X_1(t)$ efficiently. If we choose K from a Poisson distribution with mean $\lambda/2$, then

$$(2.6) \quad X_1(t) = \frac{1}{2k} \begin{cases} 0 & \text{if } K = 0, \\ \sum_{i=1}^{2K} z_i^2 & \text{if } K \neq 0, \end{cases}$$

where z_i are independent Gaussian random numbers with zero mean and unit variance. Computationally, it is faster to sample the random number $\sum_{i=1}^{2K} z_i^2$ using standard algorithms for random number generation of the χ^2 distribution. Other examples of this sampling can be found in Section 4 and the Appendix.

The obvious advantage of the splitting algorithm is that we exploit the structure of the original equation more efficiently. For example, in the above example, we get numbers from (2.6) which are nonnegative and thus, if $\alpha(X, t)$ has nice properties, the approximated values for $X(t)$ are nonnegative too. Such a splitting algorithm is not known from the literature to the best of our current knowledge, although the idea of splitting is not new for dynamical systems and their numerical integration. A different kind of splitting technique has been suggested in [13]. However, their algorithm called split-step Euler method is related to another subclass of splitting of SDEs and their resulting split-step algorithm is of lower order 0.5 of mean square convergence, which is restricted by their use of (drift-implicit) backward Euler method. Their method indirectly refers to the splitting

$$\begin{aligned} dX_1(t) &= [\alpha(X_1(t), t) + \beta(X_1(t), t)]dt, \\ dX_2(t) &= \sigma(X_2(t), t)dW(t) \end{aligned}$$

of the original system (1.1) in our set-up, where both equations for X_1 and X_2 are numerically integrated in a separated fashion. In contrast to them, by a more efficient choice of splitting, we suggest even to remove stochastic integrals from numerical integration by appropriate splitting of (1.1) in order to achieve higher order of convergence and our technique is not only restricted to techniques of direct pathwise simulation. It may be noted that the explicit removal of stochastic integrals from numerical integration by splitting techniques is always possible and leads to converging numerical approximations with higher order under some appropriate assumptions on the diffusion coefficient σ (such as $\sigma\sigma'$ has sufficiently many bounded derivatives) in \mathbb{R}^1 . Another form of splitting has been suggested by [4]. They present an algorithm which also takes advantage of techniques of numerical integration of ODEs. However, both [4] and [13] do not discuss the issue of pathwise preservation of nonnegativity, monotonicity and boundedness by their numerical approximation techniques.

3. General Convergence Theorems for Nonautonomous Equations. Let $C^{i,j}(\mathbb{R}^d \times [0, T])$ denote the vector space of continuous functions $f = f(x, t)$ which are i times continuously differentiable with respect to the space-coordinate $x_k \in \mathbb{R}$ ($k = 1, 2, \dots, d$) and j times continuously differentiable with respect to time-coordinate $t \in [0, T]$.

3.1. A first general convergence theorem. Recall that the original equation is

$$(3.1) \quad dX(t) = [\alpha(X(t), t) + \beta(X(t), t)]dt + \sigma(X(t), t)dW(t).$$

For the proof of splitting techniques below, we refer to the splitting

$$(3.2) \quad dX_1(t) = \beta(X_1(t), t)dt + \sigma(X_1(t), t)dW(t),$$

$$(3.3) \quad dX_2(t) = \alpha(X_2(t), t)dt.$$

THEOREM 3.1. *Assume that the coefficient functions $\alpha, \beta \in C^{2,1}(\mathbb{R}^d \times [0, T])$ and $\sigma \in C^{3,2}(\mathbb{R}^d \times [0, T])$ with exclusively uniformly bounded derivatives are such that*

$$\sup_{0 \leq t \leq T} \mathbb{E} [|X(t)|^2 + |\alpha(X(t), t)|^2 + |\beta(X(t), t)|^2 + |\sigma(X(t), t)|^2] < +\infty$$

for a fixed finite, nonrandom terminal time $T > 0$. Then the splitting-step algorithm with steps 1 and 2 has (global) strong and weak order 1.0 of convergence on the interval $[0, T]$ (in the worst case).

Proof. For simplicity, suppose that $d = 1$. Let

$$0 = t_0 < t_1 < \dots < t_n < t_{n+1} < \dots < t_N = T$$

be any nonrandom partition of the given time-interval $[0, T]$ with sufficiently small maximum step size

$$\Delta = \max_{i=1,2,\dots,N} |t_i - t_{i-1}| \leq 1.$$

Define the local pathwise error by $\varepsilon_{n+1}^{loc} = X(t_n + \Delta_n t) - \tilde{X}(t_n + \Delta_n t)$ assuming that both exact solution X and its approximation \tilde{X} have started at the same value $X(t_n)$ at time t_n . To investigate this error, apply stochastic Taylor approximations to the processes X , X_1 and X_2 – an idea which originates from the Wagner-Platen expansion [31] and was popularized by [17] (more precisely speaking, this exploits the idea of an iterative application of Itô formula). For the sake of abbreviation, we shall write z_n or z_u for all occurring coefficients or processes (not referring to partial derivatives here), hence $X_n = X(t_n)$, $\alpha_n = \alpha(X(t_n), t_n)$, $\beta_n = \beta(X(t_n), t_n)$, $\sigma_n = \sigma(X(t_n), t_n)$, similarly $\alpha_u = \alpha(X(u), u)$, $\beta_u = \beta(X(u), u)$, $\sigma_u = \sigma(X(u), u)$ and so on, unless it is stated differently wherever convenient. Furthermore, define the partial differential operators

$$\begin{aligned} L_0^0 f(x, t) &= \frac{\partial f(x, t)}{\partial t} + [\alpha(x, t) + \beta(x, t)] \frac{\partial f(x, t)}{\partial x} + \frac{1}{2} [\sigma(x, t)]^2 \frac{\partial^2 f(x, t)}{\partial x^2}, \\ L_0^1 f(x, t) &= \sigma(x, t) \frac{\partial f(x, t)}{\partial x}, \quad L_1^1 f(x, t) = L_0^1 f(x, t), \\ L_1^0 f(x, t) &= \frac{\partial f(x, t)}{\partial t} + \beta(x, t) \frac{\partial f(x, t)}{\partial x} + \frac{1}{2} [\sigma(x, t)]^2 \frac{\partial^2 f(x, t)}{\partial x^2}, \\ L_2^0 f(x, t) &= \frac{\partial f(x, t)}{\partial t} + \alpha(x, t) \frac{\partial f(x, t)}{\partial x} \end{aligned}$$

where L_i^0 is mapping from $C^{2,1}(\mathbb{R}^d \times [0, T])$ to $C^{0,0}(\mathbb{R}^d \times [0, T])$ and L_i^1 from $C^{1,0}(\mathbb{R}^d \times [0, T])$ to $C^{0,0}(\mathbb{R}^d \times [0, T])$ for $i = 1, 2$, and L_2^0 from $C^{1,1}(\mathbb{R}^d \times [0, T])$ to $C^{0,0}(\mathbb{R}^d \times [0, T])$. First, apply stochastic Taylor approximations to the solutions of (3.1) to obtain

$$\begin{aligned} X_{n+1} &= X_n + \int_{t_n}^{t_{n+1}} [\alpha(X(s), s) + \beta(X(s), s)] ds + \int_{t_n}^{t_{n+1}} \sigma(X(s), s) dW(s) \\ &= X_n + [\alpha_n + \beta_n] \Delta_n t + \sigma_n \Delta_n W + \\ &\quad + \int_{t_n}^{t_{n+1}} \int_{t_n}^s L_0^0(\alpha_u + \beta_u) du ds + \int_{t_n}^{t_{n+1}} \int_{t_n}^s L_0^1(\alpha_u + \beta_u) dW(u) ds + \\ &\quad + \int_{t_n}^{t_{n+1}} \int_{t_n}^s L_0^0 \sigma_u du dW(s) + \int_{t_n}^{t_{n+1}} \int_{t_n}^s L_0^1 \sigma_u dW(u) dW(s) \\ (3.4) \quad &= X_n + [\alpha_n + \beta_n] \Delta_n t + \sigma_n \Delta_n W + \frac{1}{2} L_0^1 \sigma_n [(\Delta_n W)^2 - \Delta_n t] + R_{0,n} \end{aligned}$$

with remainder term

$$\begin{aligned}
R_{0,n} &= \int_{t_n}^{t_{n+1}} \int_{t_n}^s L_0^0(\alpha_u + \beta_u) du ds + \int_{t_n}^{t_{n+1}} \int_{t_n}^s L_0^1(\alpha_u + \beta_u) dW(u) ds + \\
&+ \int_{t_n}^{t_{n+1}} \int_{t_n}^s L_0^0 \sigma_u du dW(s) + \int_{t_n}^{t_{n+1}} \int_{t_n}^s \int_{t_n}^u L_0^0 L_0^1 \sigma_v dv dW(u) dW(s) + \\
&+ \int_{t_n}^{t_{n+1}} \int_{t_n}^s \int_{t_n}^u L_0^1 L_0^1 \sigma_v dW(v) dW(u) dW(s)
\end{aligned}$$

Now, we have to compare (3.4) with what we get from the expansion of the splitting method. In the latter case, by application of Wagner-Platen expansion [31] again, we arrive at

$$\begin{aligned}
X_{1,n+1} &= X_n + \int_{t_n}^{t_{n+1}} \beta(X_1(s), s) ds + \int_{t_n}^{t_{n+1}} \sigma(X_1(s), s) dW(s) \\
&= X_n + \beta_n \Delta_n t + \sigma_n \Delta_n W + \\
&+ \int_{t_n}^{t_{n+1}} \int_{t_n}^s L_1^0 \beta_u du ds + \int_{t_n}^{t_{n+1}} \int_{t_n}^s L_1^1 \beta_u dW(u) ds + \\
&+ \int_{t_n}^{t_{n+1}} \int_{t_n}^s L_1^0 \sigma_u du dW(s) + \int_{t_n}^{t_{n+1}} \int_{t_n}^s L_1^1 \sigma_u dW(u) dW(s) \\
(3.5) \quad &= X_n + \beta_n \Delta_n t + \sigma_n \Delta_n W + \frac{1}{2} L_1^1 \sigma_n [(\Delta_n W)^2 - \Delta_n t] + R_{1,n}
\end{aligned}$$

with the remainder term

$$\begin{aligned}
R_{1,n} &= + \int_{t_n}^{t_{n+1}} \int_{t_n}^s L_1^0 \beta_u du ds + \int_{t_n}^{t_{n+1}} \int_{t_n}^s L_1^1 \beta_u dW(u) ds + \\
&+ \int_{t_n}^{t_{n+1}} \int_{t_n}^s L_1^0 \sigma_u du dW(s) + \int_{t_n}^{t_{n+1}} \int_{t_n}^s \int_{t_n}^u L_1^0 L_1^1 \sigma_v dv dW(u) dW(s) + \\
&+ \int_{t_n}^{t_{n+1}} \int_{t_n}^s \int_{t_n}^u L_1^1 L_1^1 \sigma_v dv dW(u) dW(s).
\end{aligned}$$

Here, the coefficients β and σ involved in the above integrals are evaluated at the arguments $(X_1(u), u)$ and $(X_1(v), v)$, respectively. Similarly, by deterministic Taylor expansion for the local approximation of (3.3) in the framework of the splitting method, one gets to

$$(3.6) \quad X_{2,n+1} = X_{1,n+1} + \int_{t_n}^{t_{n+1}} \alpha(X_2(s), s) ds = X_{1,n+1} + \alpha(X_{1,n+1}, t_n) \Delta_n t + R_{2,n}$$

with remainder term

$$\begin{aligned}
R_{2,n} &= \int_{t_n}^{t_{n+1}} \int_{t_n}^s L_2^0 \alpha_u du ds \\
&= \int_{t_n}^{t_{n+1}} \int_{t_n}^s \left[\frac{\partial \alpha(X_2(u), u)}{\partial u} + \alpha(X_2(u), u) \frac{\partial \alpha(X_2(u), u)}{\partial x} \right] du ds.
\end{aligned}$$

Here, the coefficients α involved in the above integrals are evaluated at the arguments $(X_2(u), u)$. An expansion of $\alpha(X_{1,n+1}, t_n)$ with respect to space-variable x gives

$$(3.7) \quad \alpha(X_{1,n+1}, t_n) = \alpha_n + \int_{t_n}^{t_{n+1}} L_1^0 \alpha(X_1(s), s) ds + \int_{t_n}^{t_{n+1}} L_1^1 \alpha(X_1(s), s) dW(s).$$

Now, plug expansions (3.7) and (3.5) into the expansion (3.6) in order to encounter with

$$(3.8) \quad X_{2,n+1} = X_n + [\alpha_n + \beta_n]\Delta_n t + \sigma_n \Delta_n W + \frac{1}{2}L_1^1 \sigma_n [(\Delta_n W)^2 - \Delta_n t] + R_{3,n}$$

with the remainder term

$$R_{3,n} = R_{1,n} + R_{2,n} + \left[\int_{t_n}^{t_{n+1}} L_1^0 \alpha_s ds + \int_{t_n}^{t_{n+1}} L_1^1 \alpha_s dW(s) \right] \Delta_n t.$$

Consequently, the local pathwise error $\varepsilon_{n+1}^{loc} = X_{n+1} - X_{2,n+1}$ can be represented by

$$\begin{aligned} \varepsilon_{n+1}^{loc} &= X_{n+1} - X_{2,n+1} = R_{0,n} - R_{3,n} \\ &= \int_{t_n}^{t_{n+1}} \int_{t_n}^s L_0^0(\alpha_u + \beta_u) du ds + \int_{t_n}^{t_{n+1}} \int_{t_n}^s L_0^1(\alpha_u + \beta_u) dW(u) ds + \\ &\quad + \int_{t_n}^{t_{n+1}} \int_{t_n}^s L_0^0 \sigma_u du dW(s) + \int_{t_n}^{t_{n+1}} \int_{t_n}^s \int_{t_n}^u L_0^0 L_0^1 \sigma_v dv dW(u) dW(s) + \\ &\quad + \int_{t_n}^{t_{n+1}} \int_{t_n}^s \int_{t_n}^u L_0^1 L_0^1 \sigma_v dW(v) dW(u) dW(s) + \\ &\quad - \int_{t_n}^{t_{n+1}} \int_{t_n}^s L_1^0 \beta_u du ds - \int_{t_n}^{t_{n+1}} \int_{t_n}^s L_1^1 \beta_u dW(u) ds + \\ &\quad - \int_{t_n}^{t_{n+1}} \int_{t_n}^s L_1^0 \sigma_u du dW(s) - \int_{t_n}^{t_{n+1}} \int_{t_n}^s \int_{t_n}^u L_1^0 L_1^1 \sigma_v dv dW(u) dW(s) + \\ &\quad - \int_{t_n}^{t_{n+1}} \int_{t_n}^s \int_{t_n}^u L_1^1 L_1^1 \sigma_v dv dW(u) dW(s) - \int_{t_n}^{t_{n+1}} \int_{t_n}^s L_2^0 \alpha_u du ds + \\ (3.9) \quad &- \left[\int_{t_n}^{t_{n+1}} L_1^0 \alpha_s ds + \int_{t_n}^{t_{n+1}} L_1^1 \alpha_s dW(s) \right] \Delta_n t. \end{aligned}$$

Now recall that α, β, σ have exclusively uniformly bounded derivatives and their second moments along the solution of (3.1) are bounded on $[0, T]$. Therefore, all operators L_i^j applied to coefficients α, β and σ have images with uniformly bounded second moments. This implies that $\mathbb{E} \varepsilon_n^{loc} = \mathcal{O}([\Delta_n t]^2)$ and $\mathbb{E} (\varepsilon_n^{loc} - \mathbb{E} \varepsilon_n^{loc})^2 = \mathcal{O}([\Delta_n t]^3)$. For mean square convergence, it remains to apply fairly general convergence theorems as known from [19] or [28] with local rates $r_1 = 2$ and $r_2 = 1.5$ in order to conclude the global strong (i.e. in the L^2 -sense) convergence order $r = 1.0$. More precisely, we have

$$\max_{n=0,1,\dots,N} \left(\mathbb{E} |X(t_n) - \tilde{X}(t_n)|^2 \right)^{1/2} = \mathcal{O}(\Delta)$$

provided that the initial errors $\mathbb{E} |X(0) - \tilde{X}(0)|^2 = \mathcal{O}(\Delta^2)$ started at L^2 -integrable initial values which are independent of the σ -algebra generated by the underlying Wiener process W . Eventually, the global order $r_w = 1.0$ of weak convergence with respect to smooth, polynomially bounded test functions is rather obvious from the fact that the local weak rate $r_w = 2.0$ (exploiting standard techniques known from [10] and [19] on weak convergence analysis). Consequently, the splitting-step algorithm has the claimed convergence orders under the above stated assumptions, and the proof is complete. \square

3.2. Numerical generation of strong path solutions for some processes.

The success of the splitting-step method requires the exact numerical integration of step 1 which can be problematic in some specific situations. That is why we have applied in previous numerical examples such equations which allow us to represent the solution from step 1 in terms of pure functions of the Wiener process and initial values such as $X(t) = F(X(0), W(t))$ or simple deterministic integrals as seen with the example of Bessel-type diffusions $X(t) = (\sqrt{X(0)} + W(t))^2$ or the geometric Brownian motion $X(t) = X(0) \exp((\alpha - \sigma^2/2)t + \sigma W(t))$. Also, for the Ornstein-Uhlenbeck processes or logistic equations, one may use well-known integration-by-parts formula and / or the information on the exact distribution of involved stochastic integrals with deterministic differentials which can be pathwisely treated by deterministic quadrature methods. As another alternative, one could exploit the Doss representation (see [6]) to develop a semi-analytic approach or a ODE-PDE approach to decompose the original problem into a random ODE and a deterministic PDE in order to figure out which numerical implementation is more efficient in conjunction with our splitting technique. However, in general one produces additional discretization errors which might influence the accuracy of the computations using the splitting algorithm as well. Then it is a must to consider its stability properties too. Such a fairly complex and very problem-dependent work we leave to the future.

3.3. A general theorem on L^2 -convergence based on VOP. To relax some of the technical assumptions, one may also exploit the variation-of-constants formula (VOP). Suppose that the original equation is

$$(3.10) \quad dX(t) = [\alpha(X(t), t) + \beta(X(t), t)]dt + \sigma_1(X(t), t)dW_1(t) + \sigma_2(X(t), t)dW_2(t)$$

where W_1 and W_2 are independent Wiener processes. Consider the splitting

$$(3.11) \quad dX_1(t) = \beta(X_1(t), t)dt + \sigma_1(X_1(t), t)dW_1(t),$$

$$(3.12) \quad dX_2(t) = \alpha(X_2(t), t)dt + \sigma_2(X_2(t), t)dW_2(t).$$

Let $C_{locLip}^0(S)$ denote the vector space of local Lipschitz continuous functions on the open set S .

THEOREM 3.2. *Assume that the coefficient functions $\alpha, \beta \in C_{locLip}^0(\mathbb{D} \times [0, T])$ and $\sigma_i \in C_{locLip}^0(\mathbb{D} \times [0, T])$ are such that the continuous unique strong solution X of (3.10) exists on the closed set $\bar{\mathbb{D}}$,*

$$\sup_{0 \leq t \leq T} \mathbb{E} \left[|X(t)|^2 \right] + \sup_{0 \leq t < T} \sup_{t \leq s \leq T} \mathbb{E} \left[|\Phi(s, X(t))|^2 \right] < +\infty$$

$$\sup_{0 \leq t \leq T} \mathbb{E} \left[\int_t^T |[\Phi(s, X(t))]^{-1} \alpha(X(s), s)|^2 ds + \int_t^T |[\Phi(s, X(t))]^{-1} \sigma_2(X(s), s)|^2 ds \right] < +\infty$$

for a fixed finite, nonrandom terminal time $T > 0$ and the stochastic flow Φ generated by (3.11) is mean square Hölder-continuous with exponent $r_H \geq 0.5$. Furthermore, suppose that step 1 of the splitting algorithm is exactly integrable and step 2 can be carried out with local mean accuracy with rate $r_1 \geq 1.0$, local mean square accuracy with rate $r_2 \geq 0.5$ and

$$\min(r_1, r_H + 1.0) \geq \min(r_2, r_H + 1.0) + 0.5.$$

Then, in the worst case, the error of splitting-step algorithm with steps 1 and 2 has (global) order

$$r_g \geq \min(1.0, \min(r_2, r_H + 1.0) - 0.5)$$

of L^2 -convergence on the interval $[0, T]$.

Proof. Suppose that (3.11) has known fundamental solution $\Phi = \Phi(t, X_0)$ with a.s. Hölder exponent r_H . Then the exact solution of the original equation (3.10) possesses the pathwise representation

$$\begin{aligned} X(t + \Delta t) &= \Phi(t + \Delta t, X(t)) + \Phi(t + \Delta t, X(t)) \int_t^{t+\Delta t} [\Phi(s, X(t))]^{-1} \alpha(X(s), s) ds \\ &\quad + \Phi(t + \Delta t, X(t)) \int_t^{t+\Delta t} [\Phi(s, X(t))]^{-1} \sigma_2(X(s), s) dW_2(s) \end{aligned}$$

on each subintervals $[t, t + \Delta t] \subset [0, T]$. Note that $\Phi(t + \Delta t, X(t))$ is independent of $W_2(s) - W_2(t)$ for $s \geq t$. Let $Y(t)$ denote the value of right-continuous numerical approximation of splitting step algorithm (which we always can construct using step functions in a standard way). The main idea is to apply the fairly general L^2 -convergence theory known from [19], [27] and [28]. For this purpose, we need to study the local conditional accuracy of our splitting algorithm. Locally, we may suppose that $X(t) = Y(t) = x$ is deterministic (\mathcal{F}_t -adapted). First, consider the local conditional mean accuracy of the splitting algorithm. We find that

$$\begin{aligned} &\left| \mathbb{E} \left[X(t + \Delta t) - Y(t + \Delta t) \middle| \mathcal{F}_t \right] \right| \\ &= \left| \mathbb{E} \left[\Phi(t + \Delta t, x) \int_t^{t+\Delta t} [\Phi(s, x)]^{-1} \alpha(X(s), s) ds + \right. \right. \\ &\quad \left. \left. + \Phi(t + \Delta t, x) \int_t^{t+\Delta t} [\Phi(s, x)]^{-1} \sigma_2(X(s), s) dW_2(s) - (Y(t + \Delta t) - x) \middle| \mathcal{F}_t \right] \right| \\ &\leq \left| \mathbb{E} \left[\int_t^{t+\Delta t} \left(\Phi(t + \Delta t, x) - \Phi(s, x) \right) [\Phi(s, x)]^{-1} \alpha(X(s), s) ds \middle| \mathcal{F}_t \right] \right| + \\ &\quad + \left| \mathbb{E} \left[\int_t^{t+\Delta t} \left(\Phi(t + \Delta t, x) - \Phi(s, x) \right) [\Phi(s, x)]^{-1} \sigma_2(X(s), s) dW_2(s) \middle| \mathcal{F}_t \right] \right| + \\ &\quad + \left| \mathbb{E} \left[\int_t^{t+\Delta t} \alpha(X(s), s) ds + \int_t^{t+\Delta t} \sigma_2(X(s), s) dW_2(s) - (Y(t + \Delta t) - x) \middle| \mathcal{F}_t \right] \right| \\ &\leq K_1 [\Delta t]^{\min(r_1, (2r_H + 1)/2 + 0.5)}, \end{aligned}$$

where K_1 is a real constant, hence the local conditional mean accuracy rate

$$\min(r_1, (2r_H + 1)/2 + 0.5) = \min(r_1, r_H + 1.0)$$

of the splitting algorithm can be verified. Second, consider the local conditional mean square accuracy of the splitting algorithm.

$$\left(\mathbb{E} \left[|X(t + \Delta t) - Y(t + \Delta t)|^2 \middle| \mathcal{F}_t \right] \right)^{1/2}$$

$$\begin{aligned}
&= \left(\mathbb{E} \left[\left| \Phi(t + \Delta t, x) \int_t^{t+\Delta t} [\Phi(s, x)]^{-1} \alpha(X(s), s) ds + \right. \right. \right. \\
&\quad \left. \left. \left. + \Phi(t + \Delta t, x) \int_t^{t+\Delta t} [\Phi(s, x)]^{-1} \sigma_2(X(s), s) dW_2(s) - (Y(t + \Delta t) - x) \right|^2 \middle| \mathcal{F}_t \right] \right)^{1/2} \\
&\leq \left(\mathbb{E} \left[\left| \int_t^{t+\Delta t} (\Phi(t + \Delta t, x) - \Phi(s, x)) [\Phi(s, x)]^{-1} \alpha(X(s), s) ds \right|^2 \middle| \mathcal{F}_t \right] \right)^{1/2} + \\
&\quad + \left(\mathbb{E} \left[\left| \int_t^{t+\Delta t} (\Phi(t + \Delta t, x) - \Phi(s, x)) [\Phi(s, x)]^{-1} \sigma_2(X(s), s) dW_2(s) \right|^2 \middle| \mathcal{F}_t \right] \right)^{1/2} + \\
&\quad + \left(\mathbb{E} \left[\left| \int_t^{t+\Delta t} \alpha(X(s), s) ds + \int_t^{t+\Delta t} \sigma_2(X(s), s) dW_2(s) - (Y(t + \Delta t) - x) \right|^2 \middle| \mathcal{F}_t \right] \right)^{1/2} \\
&\leq K_2 [\Delta t]^{min(r_2, (2r_H + 1)/2 + 0.5)},
\end{aligned}$$

where K_2 is a real constant, hence the local conditional mean square accuracy rate

$$min(r_2, (2r_H + 1)/2 + 0.5) = min(r_2, r_H + 1.0)$$

of the splitting algorithm can be derived. Now, apply the general convergence theory from [19], [27] and [28] to conclude the worst case estimate of global mean square convergence rate r_g as stated in Theorem 3.2 along nonrandom partitions of $[0, T]$. This completes the proof of Theorem 3.2. \square

Remark. Consider the example

$$(3.13) \quad dX(t) = (1 + X(t))dt + 2\sqrt{X(t)}dW(t)$$

with $\alpha(X, t) = X$, $\beta(X, t) = 1$ and $\sigma_1(X, t) = 2\sqrt{X}$ and $\sigma_2(X, t) = 0$. This example satisfies the assumptions of Theorem 3.2 with $r_H = 0.5$. To see this fact, one has to show that the related stochastic flow is given by the Bessel-type flow

$$\Phi(t, X(0)) = (\sqrt{X(0)} + W(t))^2$$

while using Itô formula. Moreover, this flow has uniformly bounded moments of all orders for nonrandom initial data and is mean square Hölder-continuous with exponent $r_H = 0.5$ since

$$\Phi(t, X(0)) - \Phi(s, X(0)) = 2\sqrt{X(0)}(W(t) - W(s))$$

and

$$\mathbb{E} |\Phi(t, X(0)) - \Phi(s, X(0))|^2 = 2\mathbb{E}[X(0)]\mathbb{E}|W(t) - W(s)|^2 = 2\mathbb{E}[X(0)]|t - s|$$

provided that $X(0) \geq 0$ (a.s.) is independent of the process W . Therefore, the related splitting-step algorithm can achieve a global L^2 -convergence order $r_g = 1.0$ since the numerical integration of step 2 can be implemented by any deterministic Runge-Kutta method with an interplay of local accuracy rates $r_1 = 2.0$ and $r_2 = 1.0$. Similarly, we can proceed for other equations with $\sqrt{(\cdot)}$ - or other Hölder-continuous terms with Hölder exponent ≥ 0.5 .

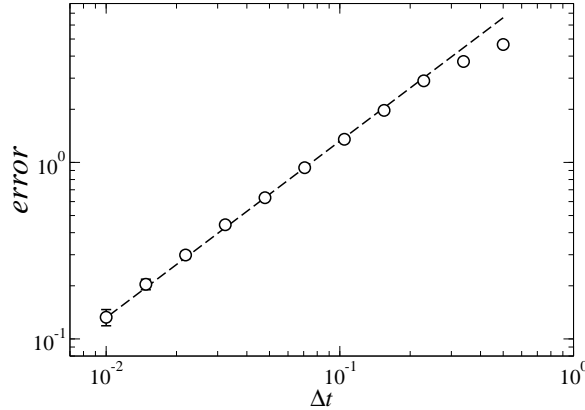


FIG. 4.1. Absolute value of the error (4.3) as a function of Δt for $t = 1.0$ and $X(0) = 1$ obtained using the splitting-step algorithm. The dashed line is proportional to Δt .

4. First illustrative numerical experiments. In this section we will give several illustrative and important examples of applying our new stochastic numerical schemes to SDEs and test the rate of convergence obtained in previous Section 3.

4.1. Using the transition probability. We applied the splitting-step method to the following SDE

$$(4.1) \quad dX(t) = (1 + X(t))dt + 2\sqrt{X(t)}dW(t)$$

with $\alpha(X, t) = 1 + X$, $\beta(X, t) = 0$ and $\sigma(X, t) = 2\sqrt{X}$. The conditional mean value is given by

$$(4.2) \quad \mathbb{E}(X(t)|X(0) = x_0) = (x_0 + 1)e^t - 1$$

for any non-random value $x_0 \geq 0$. In figure 4.1 the error

$$(4.3) \quad \varepsilon_1 = |\mathbb{E}\tilde{X}(t) - [(x_0 + 1)e^t - 1]|$$

versus decreasing uniform step size Δt is depicted, where $\tilde{X}(t)$ is the solution obtained through the numerical approximation. Figure 4.1 shows statistical-numerical evidence that the method has weak order 1.0 while using constant step sizes Δt .

4.2. Using the exact solution. We now apply the splitting-step algorithm to the stochastic Ginzburg-Landau equation

$$(4.4) \quad dX(t) = (X(t) - [X(t)]^3) dt + X(t) dW(t).$$

In this case we take advantage of the known exact solution for the linear part of this equation which is

$$(4.5) \quad dX_1(t) = X_1(t)dt + X_1(t)dW(t) \Rightarrow X_1(t) = X_1(s) \exp\left(\left(\frac{t-s}{2} + W(t) - W(s)\right)\right).$$

To integrate the remaining part of the equation we use an partial-implicit nonstandard technique which is a nonnegativity-preserving one¹ given by

$$(4.6) \quad X_2(t + \Delta t) = X_2(t) - \frac{\Delta t}{2} X_2^2(t) [X_2(t) + X_2(t + \Delta t)]$$

¹This is true only if $[X_2(0)] \sup_{n \in \mathbb{N}} \Delta_n t < 2$.

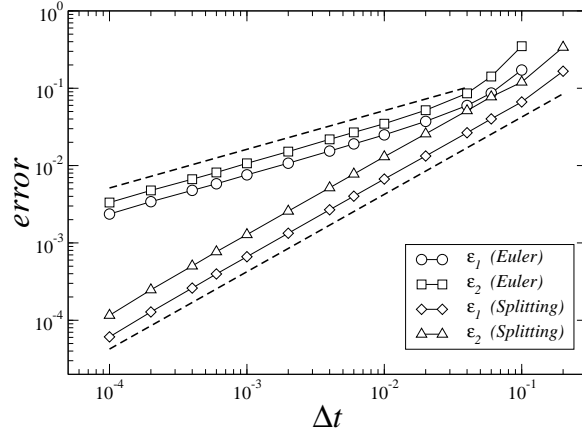


FIG. 4.2. Value of the error (4.7) as a function of Δt for $t = 5.0$ and $X(0) = 1.0$ using the splitting-step and Euler algorithms. Dashed lines are the power laws Δt and $\sqrt{\Delta t}$.

Our results for the strong error

$$(4.7) \quad \varepsilon_k(t) = (\mathbb{E} |X(t) - \tilde{X}(t)|^k)^{1/k}$$

are shown in Figure 4.2 for $k = 1, 2$ and compared with the Euler algorithm for the same equation. Obviously, our results indicate that our proposed splitting method indeed is of strong order 1.0 while using constant step sizes Δt .

5. Stochastic models in finance. In this section we apply the splitting-step method to some fundamental models in mathematical finance. This application will also serve to introduce other algorithmically simple samplings of conditional probability transitions as for the $\sqrt{X_1(t)}$ case shown in the introduction.

5.1. Interest rate model of Cox-Ingersoll-Ross. An interesting example in which the splitting-step scheme is particularly efficient is the Cox-Ingersoll-Ross (CIR) model [3] for stochastic interest rates

$$(5.1) \quad dX(t) = [a + bX(t)]dt + \sigma\sqrt{X(t)}dW(t), \quad X(0) = x_0 \geq 0$$

with real parameters $a \geq 0$, $b \in \mathbb{R}$ and $\sigma > 0$. As stated in the introduction, strong solutions of (5.1) are nonnegative. However, depending on the specific values of parameters a , b and σ , distinct behavior at the boundary is possible.

- If $a \geq \sigma^2/2$ then the solution is always positive $X(t) > 0$ if $x_0 > 0$, because the boundary $X(t) = 0$ becomes unattainable.
- If $a < \sigma^2/2$ there are infinite many values of $t > 0$ for which $X(t) = 0$. The boundary becomes attainable, but it is (instantaneously) reflecting. That is, when a sample path reaches 0, then it returns immediately to the interior of the state space in a reflecting manner.

The exact transition density for the CIR process is known, but its sampling can be difficult depending on the parameters a , b and σ . Here we may exploit the simplest splitting which appropriately reflects the boundary behavior of the CIR process by SDEs

$$(5.2) \quad dX_1(t) = a dt + \sigma\sqrt{X_1(t)}dW(t)$$

$$(5.3) \quad dX_2(t) = bX_2(t)dt$$

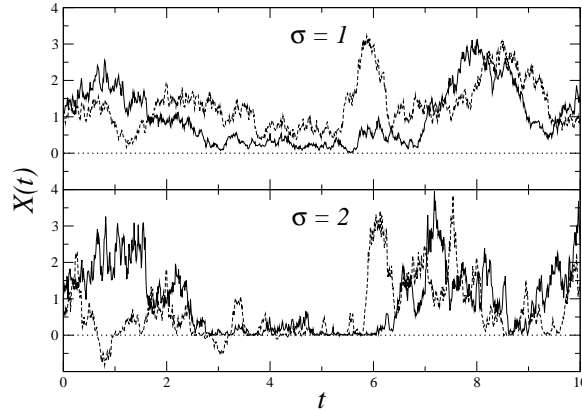


FIG. 5.1. Numerical approximation of the CIR process (5.1) using the splitting-step method (5.2), (solid line) and the method proposed in [12] (dashed line) with $a = b = 1$ and $\Delta t = 10^{-2}$ and $X(0) = 1$ and different values of σ : Upper panel shows the case $a \geq \sigma^2/2$ where the boundary at zero becomes unattainable, while lower panel is for $a < \sigma^2/2$. The splitting-step numerical approximation reproduces the attainability of the boundary condition while preserving the non-negativity of the solution of (5.1), whereas the method in [12] has trajectories which take negative values for $X(t)$.

which can be easily inferred by noting that the boundary behavior does not depend on the parameter b . To integrate the first step in the splitting-step system (5.2)-(5.3) we note that the process defined by (5.2) represents an a -dimensional Bessel process [10]. Its transition density $\mathcal{P}[X_1(t + \Delta t)|X_1(t)]$ can be written in terms of a non-central χ^2 distribution and in particular, we have that:

$$(5.4) \quad X_1(t + \Delta t) = \frac{\sigma^2 \Delta t}{4} \chi_d'^2(\lambda)$$

where

$$(5.5) \quad \lambda = \frac{4X_1(t)}{\sigma^2 \Delta t}, \quad d = \frac{4a}{\sigma^2}$$

and $\chi_d'^2(\lambda)$ random numbers can be sampled using the algorithms in the appendix. The last part of the splitting-step scheme (5.3) can be integrated exactly or using numerical approximations. In our case we use deterministic Euler approximations where non-negativity is preserved if Δt is small enough. Our simulations for the CIR process are shown in Figure 5.1. The boundary behavior for different values of a and σ is reproduced and, at the same time, non-negativity is conserved. Note that other usual integration strategies as that of [12] eventually produce negative values for $X(t)$ (for finite Δt) which lack any possible interpretation in the context of finance and could induce severe errors in option valuation.

5.2. Constant Elasticity Volatility models. Another important stochastic process in finance is the constant elasticity of variance (CEV) diffusion to model asset prices. This process, first introduced to finance by Cox [2], is capable of reproducing the volatility smile observed in the empirical data unlike other standard price models like the Black-Scholes-Merton geometric Brownian motion. The process is defined as

$$(5.6) \quad dX(t) = \mu X(t)dt + \sigma X(t)^\gamma dW(t), \quad X(0) = x_0.$$

The CEV model includes the geometric Brownian model of Black, Scholes and Merton ($\gamma = 1$) and the square-root models of Cox and Ross ($\gamma = 1/2$). Contrary to the Black, Scholes and Merton model, the CEV model incorporates a variance adjustment that causes the absolute level of the variance to decline as the stock price rises and to rise as the stock price declines, as seen empirically in most equity and interest rate volatilities.

For our purposes, the CEV model encompasses most of the boundary conditions we can implement at $X(0) = 0$. Depending on the value of γ the boundary $X(0) = 0$ is

- *Natural boundary* for $\gamma \geq 1$, which means that boundary is unattainable in finite time.
- *Exit or absorbing boundary* for $1/2 \leq \gamma < 1$, i.e. $X(t)$ reaches zero with finite probability in finite time and gets absorbed at it.
- *Regular boundary* for $\gamma < 1/2$. Now the boundary can be reached in finite time, and we need to specify a boundary condition at $X(0) = 0$. Typical choices are reflecting or absorbing ones.

The transition density for the CEV process is known for general values of γ and μ (see [2]). However, due to the fact that the boundary behavior of $X(t)$ does not depend on μ , we propose here the following splitting-step system

$$(5.7) \quad dX_1 = \sigma X_1^\gamma dW(t),$$

$$(5.8) \quad dX_2 = \mu X_2 dt.$$

The classification of the boundary $X_1(t) = 0$ for (5.7) is the same as for (5.6). We discuss now the sampling of the transition density for each value of γ .²

5.2.1. $\gamma > 1$, Natural Boundary. In this case $X_1(t) = 0$ is unattainable and its probability transition density is given by

$$(5.9) \quad \mathcal{P}[x_t|x_0] = \frac{x_t^{1/2-2\gamma} x_0^{1/2}}{\sigma^2(\gamma-1)} \exp\left[-\frac{x_0^{2(1-\gamma)} + x_t^{2(1-\gamma)}}{2\sigma^2(1-\gamma)^2 t}\right] I_{\frac{1}{2(\gamma-1)}}\left[\frac{x_0^{1-\gamma} x_t^{1-\gamma}}{\sigma^2(1-\gamma)^2 t}\right]$$

To sample this distribution, we can consider the relationship between the CEV and the CIR processes. Since $X_1(t) = 0$ is not accessible, we can make the following change of variables $Y_1 = X_1^{2(1-\gamma)}/[4(\gamma-1)^2\sigma^2]$ to find that $dY_1 = \lambda dt + \sqrt{Y_1} dW(t)$ where $\lambda = (1-2\gamma)/[4(1-\gamma)]$. Thus Y_1 is a Bessel process which can be sampled using the non-central χ^2 distribution. In the end we have that

$$(5.10) \quad X_1(t + \Delta t) = \left[(\gamma - 1)^2 \sigma^2 \Delta t \chi_d^2 \left(\frac{X_1(t)^{2(1-\gamma)}}{\sigma^2(\gamma-1)^2 \Delta t} \right) \right]^{\frac{1}{2(1-\gamma)}}$$

where $d = (1-2\gamma)/(1-\gamma) \geq 1/2$. A typical path of the CEV process for $\gamma > 1$ is shown in Figure 5.2.

5.2.2. $1/2 \leq \gamma < 1$, Absorbing boundary. In this case $X_1(t) = 0$ is an absorbing boundary. The transition probability density was found by Cox [2] and is given by

$$(5.11) \quad \mathcal{P}[x_t|x_0] = \frac{x_t^{1/2-2\gamma} x_0^{1/2}}{\sigma^2(1-\gamma)} \exp\left[-\frac{x_0^{2(1-\gamma)} + x_t^{2(1-\gamma)}}{2\sigma^2(1-\gamma)^2 t}\right] I_{\frac{1}{2(1-\gamma)}}\left[\frac{x_0^{1-\gamma} x_t^{1-\gamma}}{\sigma^2(1-\gamma)^2 t}\right].$$

²We do not consider the case $\gamma = 1$, since this is trivially integrated using the strong solution (4.5).

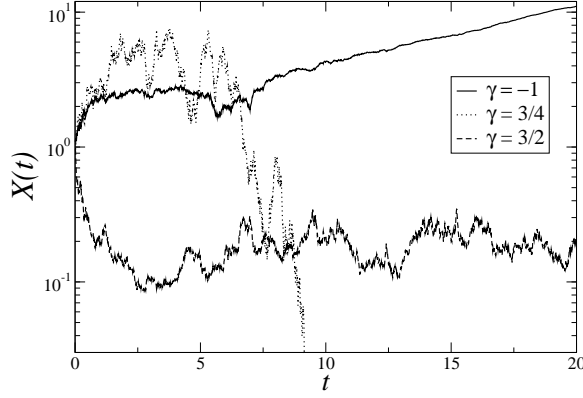


FIG. 5.2. Numerical approximation of the CEV process (5.6) using the splitting-step method (5.7)-(5.8), for different values of γ . The case $\gamma = -1$ is the solution of (5.6) with reflecting boundary conditions, while the case $\gamma = 3/4$ gets absorbed at zero at finite time (not shown in the logarithmic scale). Parameters are $\mu = 0.1$, $\Delta t = 10^{-2}$.

This transition probability does not integrate to one because there is a finite probability that the trajectory gets absorbed at zero given by [2]

$$(5.12) \quad \mathcal{P}[0|X_1(t)] = G\left(\frac{1}{2(1-\gamma)}, \frac{x_1(t)^{-2(1-\gamma)}}{2\sigma^2(1-\gamma)^2\Delta t}\right)$$

where $G(\nu, x)$ is the complementary Gamma function. For this equation, we know that trajectories of (5.7) get absorbed at zero with probability one while taking the limit $\Delta t \rightarrow \infty$. Actually, this is also the case for the solutions of (5.6) for $1/2 \leq \gamma < 1$. This is counterintuitive since the mean $\mathbb{E}[X_1(t)]$ is constant for (5.7) or grows exponentially like $x_0 e^{\mu t}$ for (5.6). This intriguing feature of (5.6) hampers the numerical simulations of this process and in fact only exact sampling of the probability transition density (5.11) and (5.12) correctly accounts for it at finite Δt .

While similar to (5.9), the transition probability density (5.11) cannot be sampled using the relationship to the CIR process, since the solution of $dX_1 = X_1^\gamma dW(t)$ has a finite probability to be absorbed at $X_1(t) = 0$. However, using the relationship $I_n(x) = I_{-n}(x)$, $n \in \mathbb{N}$ for the modified Bessel function we have that if $1/[2(1-\gamma)] = n$, X_1 can be sampled from a non-central χ^2 distribution with negative (integer) number of degrees of freedom (see appendix):

$$(5.13) \quad X_1(t + \Delta t) = \left[(\gamma - 1)^2 \sigma^2 \Delta t \chi_d^2 \left(\frac{X_1(t)^{2(1-\gamma)}}{\sigma^2 (\gamma - 1)^2 \Delta t} \right) \right]^{\frac{1}{2(1-\gamma)}}$$

where $d = 2 - 2n = 0, -2, -4, \dots$ and then $\gamma = 1 - 1/2n = 1/2, 3/4, 5/6, \dots$. In figure 5.2 we show a typical path for the CEV process for $\gamma = 3/4$ ($d = -2$) in which we see that it gets absorbed at zero for finite time.

5.2.3. $0 \leq \gamma < 1/2$, Regular Boundary. Now the boundary is attainable and, contrary to the previous case, a boundary condition should be provided. If we consider the simplest cases, namely absorbing or reflecting boundary condition then the transition probability density is given by

$$(5.14) \mathcal{P}_\pm[x_t|x_0] = \frac{x_t^{1/2-2\gamma} x_0^{1/2}}{\sigma^2 |1-\gamma|} \exp\left[-\frac{x_0^{2(1-\gamma)} + x_t^{2(1-\gamma)}}{2\sigma^2(1-\gamma)^2 t}\right] I_{\pm \frac{1}{2|1-\gamma|}}\left[\frac{x_0^{1-\gamma} x_t^{1-\gamma}}{\sigma^2(1-\gamma)^2 t}\right],$$

where \mathcal{P}_+ corresponds to the absorbing case and \mathcal{P}_- to the reflecting one. In the latter case, the relationship of the CEV and CIR processes can be exploited to sample the probability distribution (5.14), with the same result as in (5.10). Simulation of the CEV process in this case is shown in figure (5.2). However, in the absorbing case, \mathcal{P}_- cannot be sampled either by using the corresponding CIR process or by using *negative dimensions* as in the previous case, since for $\gamma < 1/2$ we have that $1 < 1/[2(\gamma - 1)] \leq 0$. Thus \mathcal{P}_- should be sampled using rejection or transformation methods.

6. Measure valued diffusions / Reaction-diffusion problems. During the last decades much attention has been devoted to stochastic spatial models of interacting and branching particles like the contact model, the voter model, the normal and oriented percolation, etc. [30, 14, 5] Despite its simplicity these models display interesting critical properties at high spatial dimensions and serve as universality classes for more complicated situations. While much analytical progress has been reached in the study of this models, some properties of them must be understood by using numerical methods. In this respect, several efficient particle stochastic simulations has been proposed and studied. An alternative approach is to study the convergence of the particle process to a continuum measure value diffusion in which the system is described by the (stochastic) concentration of particles $\rho(x, t)$ at a given spatial location x . This accelerates the numerical simulations and also could help to identify the relevant dynamics at the coarse-grained dynamics. Useful representations of these measure-valued diffusion are the ones interpreted as solutions of a martingale problem in terms of stochastic partial differential equations. Despite its clear interpretation, this representation is not usually considered in numerical simulations. The reason for that is the inability of usual numerical methods to handle correctly the non-negativity character and the Poissonian fluctuations of the concentration of particles close to $\rho = 0$ [22, 11]. In this respect, we will see that the splitting scheme provides a very efficient and accurate method to study these models.

6.1. Super-Brownian motion. The most simple and studied measured-value diffusion is the super-Brownian motion. The super-Brownian motion arises as the scaling limit in various critical branching systems when the interaction between them is weak, i.e. when the system is above some *critical spatial dimension* [30]. Above this critical dimension we expect a Gaussian limit and indeed the super-Brownian motion is the Gaussian limit of a number of models: the voter model above 2 dimensions, the contact process above 4 dimensions, oriented percolation above 4 dimensions and percolation over 6 dimensions.

Super-Brownian motion can be studied analytically by using the log-Laplace transform that maps its dynamics into a non-linear partial differential equation, a result due to Dynkin [8]. More general situations or particular properties of the sBm can only be reached through numerical simulations. To our knowledge there is no numerical simulation of the martingale problem of the sBm. In one dimension, the martingale problem of the super-Brownian (sBm) motion is described by the stochastic partial differential equation

$$(6.1) \quad d\rho(x, t) = \Delta\rho(x, t)dt + \sqrt{\sigma\rho(x, t)}dW(x, t)$$

where $W(x, t)$ is a Wiener sheet. It is well known that the solutions of the sBm die in finite time almost surely. Another interesting property is that the support of the solution, i.e. the set for which $u(x, t) > 0$ is compact, provided that the initial condition has a compact support.

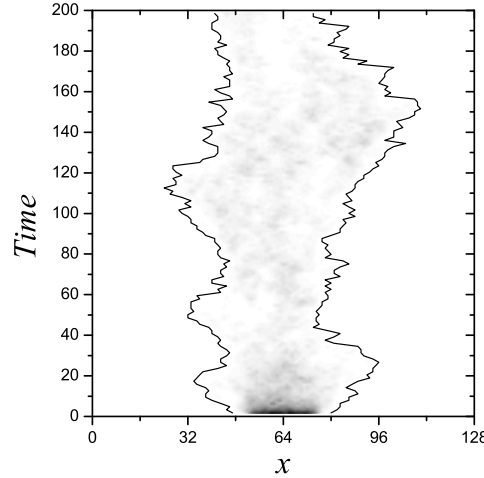


FIG. 6.1. Realization of the sBm in one dimension. The figure shows density plots for $u(x, t)$ as a function of time with initial condition $u(x, 0) = 0.1$. The solid line depicts the extremes of the support at each time. Parameters are $\Delta x = 1$, $\Delta t = 0.1$ and $\sigma = 1.0$ in a $L = 128$ lattice.

We use the splitting-step method for approximating the strong path solutions of (6.1). To this end we approximate the sBm by the super-random walk on \mathbb{Z}^d (see [5])

$$(6.2) \quad du_i(t) = \Delta_i u_i(t) dt + \sqrt{\frac{\sigma u_i(t)}{(\Delta x)^d}} dW_i(t)$$

where Δ_i is the discrete Laplacian operator

$$\Delta_i u = \frac{u_{i+1} - 2u_i + u_{i-1}}{(\Delta x)^2}$$

in \mathbb{Z}^d , Δx is the lattice spacing and $W_i(t)$ are independent Wiener processes in time t . Equation (6.2) represents a model of interacting Feller diffusions. The splitting-step algorithm in this case is based on

$$(6.3) \quad du_i^{(1)}(t) = \sqrt{\frac{\sigma u_i^{(1)}(t)}{(\Delta x)^d}} dW_i(t)$$

$$(6.4) \quad du_i^{(2)}(t) = \Delta_i u_i^{(2)}$$

where the first step is integrated using the transition probability (2.5) and its sampling (2.6) and the equation below can be integrated using standard schemes. In Figure (6.1) we observe a simulation of the sBm in one dimension. Our method not only provides an accurate description both in the strong and weak sense of the sBm, but it also incorporates one of the main properties of the sBm, namely the compact support property.

In two dimensions equation (6.1) is not well defined, but still we can study equation (6.2) in the lattice \mathbb{Z}^2 . As our simulations show, the compact support properties of sBm in two dimensions are preserved and we also see the cluster formation and their disappearance at large times. In contrast to that, the methods of Gaines [11] do not provide such efficient numerical approximations.

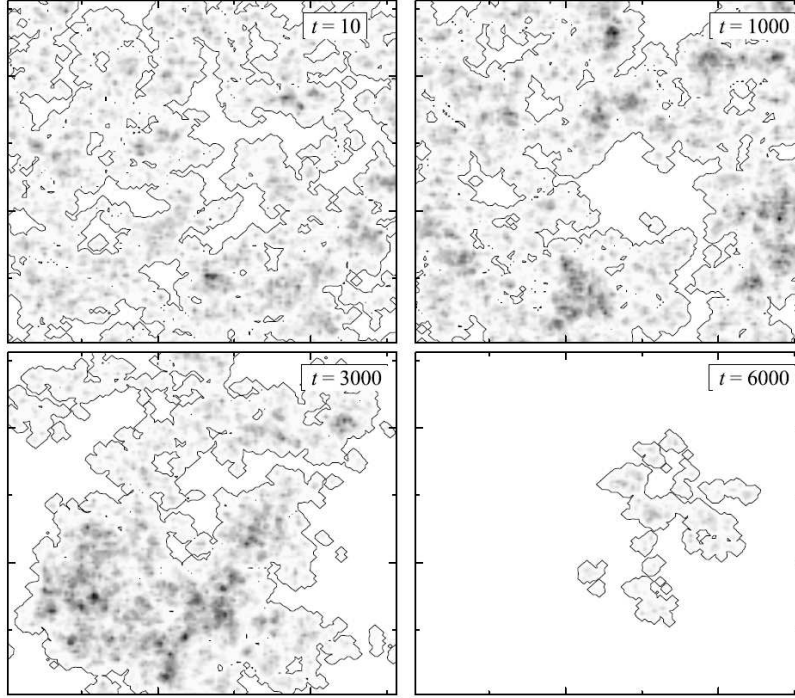


FIG. 6.2. Strong path approximation of the sBm in two dimensions. The figures show density plots of $u(x, t)$ surrounded by the border of the support (solid line) at different times. The initial condition is $u(\vec{r}, 0) = 0.1$. Parameters are $\Delta x = 1$, $\Delta t = 0.1$ in a 256×256 lattice.

6.2. Contact process. The contact process is a model of spreading of infection in a lattice in which an site can be infected via contact with an infected site in its neighborhood [30]. Infection and recovery happens at different rates and there is a critical value of them for which an infection started from a single infected individual will die out in finite time. The contact process with finite range of infection has a critical dimension $d_c = 4$. At higher dimensions the critical contact process converges to the sBm, but not below d_c . At lower dimensions, it is not known what the scaling limits should be.

However, long-range interaction with suitable scalings show that the contact process converges to the sBm for $d \geq 2$, see [7]. In one dimension, Mueller and Tribe [23] showed that the rescaled density of particles for long-ranged contact process weakly converges to the solution of the SPDE

$$(6.5) \quad d\rho(x, t) = [\Delta\rho(x, t) + \theta\rho(x, t) - \rho(x, t)^2]dt + \sqrt{\rho}dW(x, t)$$

where $W(x, t)$ denotes a space-time Wiener process. Moreover, they showed that the above equation undergoes a phase transition at a critical value of θ_c for which

$$(6.6) \quad \mathcal{P}(u(x, t) \text{ survives}) \begin{cases} = 0 & \text{if } \theta < \theta_c \\ > 0 & \text{if } \theta > \theta_c \end{cases} .$$

The non-trivial behavior of the solution of (6.5) is believed to represent the well known

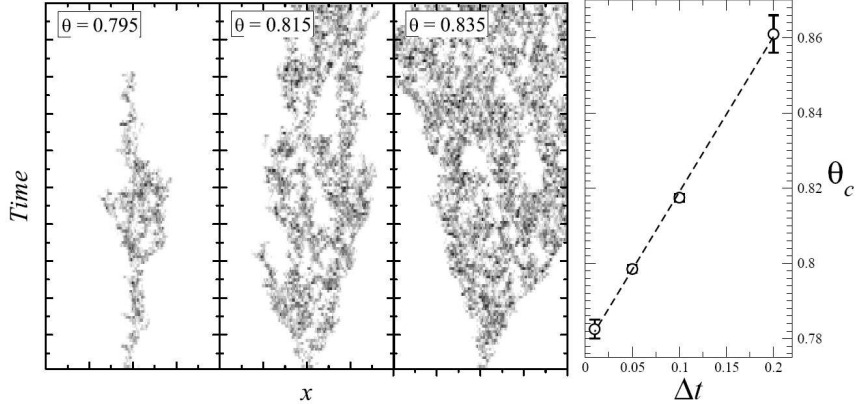


FIG. 6.3. (left) Strong path approximation of equation (6.5) for $\Delta x = 1$ and $L = 2^{14}$ and different values of θ below and above the phase transition. (Right) Critical value of θ_c as defined in (6.6) as a function of Δt . The straight line is a linear fit to the data. Parameters are $\Delta x = 1, L = 2^{14}$.

universality class for contact processes (also named directed percolation universality class [14, 22]).

As before, numerical simulations of (6.5) can be now addressed using the splitting scheme and the efficient random number generators for the conditional probability [22]. In particular, we discretize the spatial operators in a lattice \mathbb{Z} [like in (6.2)] and split the dynamics as follows:

$$(6.7) \quad d\rho_i^{(1)} = \sqrt{\rho_i^{(1)}} dW(t)$$

$$(6.8) \quad d\rho_i^{(2)} = [\Delta_i \rho_i^{(2)} + \theta \rho_i^{(2)} - (\rho_i^{(2)})^2] dt$$

where the last equation is numerically integrated using Euler approximations with sufficiently small step sizes. Results for strong approximations of $\rho_i(t)$ are shown in Figure 6.3 where we can see a typical realization for the subcritical (infection dies out), critical and super-critical (infection spreads) for different values of θ .

We can calculate the critical value of θ_c in one dimension using our algorithm. To this end, we identify the critical point θ_c using equation (6.6) and finite scaling techniques of statistical mechanics. In particular we found that $\theta_c = 0.777 \pm 0.001$ for $\Delta x = 1$, and the convergence to this value is of order one.

7. Conclusion. The general idea of this paper is to propose a splitting of SDE (1.1) into two new SDEs for which one can keep nonnegativity during integration of both subsystems. This is achieved by either solving one subsystem exactly in the pathwise sense or using its transition probabilities, and solving the other (here nonrandom) subsystem by nonnegativity-preserving numerical methods. In this way one is able to preserve nonnegativity and a maximum of convergence order 1.0 both in weak and strong sense. For the efficiency of our splitting algorithm, it is crucial to find a splitting into appropriate subsystems. For this purpose, one also tries to incorporate more complicated boundary conditions of the original SDE (1.1) into an explicitly solvable subsystem such that a fairly easier numerical integration of the remaining subsystem remains to be implemented. For example, for SDEs

$$dX(t) = [\alpha(X(t), t) + \lambda X(t)] dt + \sigma X(t) dW(t),$$

one makes use of the splitting into

$$\begin{aligned} dX_1(t) &= \lambda X_1(t)dt + \sigma X_1(t)dW(t), \\ dX_2(t) &= \alpha(X_2(t), t)dt, \end{aligned}$$

where the explicit solution of the first component X_1 is given by

$$X_1(t) = X_1(0) \exp\left(\left(\lambda - \frac{1}{2}\sigma^2\right)t + \sigma W(t)\right)$$

which possesses the monotone property of leaving the positive axes $[0, +\infty)$ invariant by this type of random mapping (almost surely). This idea can be easily extended to nonlinear systems of SDEs with its splitting into linear and nonlinear subsystems in several dimensions. Another type of splitting is found for nonlinear systems

$$(7.1) \quad dX(t) = f(X(t), t)dt + \sigma(X(t), t)dW(t)$$

with continuously differentiable coefficients σ as follows. Rewrite this equation to as

$$\begin{aligned} dX(t) &= \left[f(X(t), t) - \frac{1}{2}\sigma(X(t), t)\frac{\partial\sigma(X(t), t)}{\partial x} + \frac{1}{2}\sigma(X(t), t)\frac{\partial\sigma(X(t), t)}{\partial x} \right] dt + \\ &+ \sigma(X(t), t)dW(t) \end{aligned}$$

and set

$$\begin{aligned} \alpha(x, t) &= f(x, t) - \frac{1}{2}\sigma(x, t)\frac{\partial\sigma(x, t)}{\partial x}, \\ \beta(x, t) &= \frac{1}{2}\sigma(x, t)\frac{\partial\sigma(x, t)}{\partial x} \end{aligned}$$

Then the splitting-step algorithm is applied to system (X_1, X_2) satisfying equations (2.2) and (2.3) with coefficients α and β as defined above. This works at least efficiently if $\sigma(x, t) = \sigma(x)$ does not depend on t and the invertible integral $H(z) = \int^z [b(z)]^{-1} dz$ exists on the domain of definition of the original equation (7.1) for X . In this case one finds

$$X_1(t) = H^{-1}(W(t) + H(X_1(0))).$$

Once an appropriate splitting is found then it is relatively easy to implement the related numerical algorithm. The proposed splitting-step method efficiently works since its implementation essentially relies on the well-known variation-of-parameters formula for perturbed dynamical systems which extends to SDEs. Recall that, by this formula, if the equation

$$dX(t) = \beta(X(t), t)dt + \sigma(X(t), t)dW(t)$$

has known fundamental solution $\Phi = \Phi(t, X_0)$ then the exact solution of the original equation (2.1) possesses the pathwise representation

$$\begin{aligned} X(t + \Delta t) &= \Phi(t + \Delta t, X(t)) + \Phi(t + \Delta t, X(t)) \int_t^{t+\Delta t} [\Phi(s, X(t))]^{-1} \alpha(X(s), s) ds \\ &\approx \Phi(t + \Delta t, X(t)) + \alpha(X(t), t)\Delta t \end{aligned}$$

on each subintervals $[t, t + \Delta t] \subset [0, T]$. Thus, the motivation of our splitting-step technique is apparent by finding Φ and numerical integration of expressions $\int \alpha(X(s), s) ds$.

Acknowledgments. We are grateful to C. Doering and P. Smereka for comments and discussions. Financial support is acknowledged from the Ministerio de Ciencia and Tecnología (Spain) through projects FIS2004-01001 and BFM2002-04474-C02.

Appendix A. Non-central chi-square distribution random number generation. The splitting-step method proposed in this paper relies on the exact numerical sampling of transition probability density for some processes. In particular, efficient generation of random numbers $\chi_d'^2(\lambda)$ with a non-central chi-square distribution with d degrees of freedom whose probability density function is found in [15] by noting that

$$(A.1) \quad \mathcal{P}[\chi_d'^2(\lambda) = x] = p(x; d, \lambda) = \frac{e^{-(\lambda+x)/2}}{2} \left(\frac{x}{\lambda}\right)^{(d-2)/4} I_{(\nu-2)/2}(\sqrt{\lambda x}), \quad x > 0.$$

This distribution is properly defined for any d positive, and was extended to the case $d = 0$ by Siegel [29]. Here we will extend it to the case $d = -2, -4, \dots$ and will show how to sample this distribution.

To this end, we use the fact that the distribution (A.1) can be expressed also as a mixture of central χ^2 variables with Poisson weights

$$(A.2) \quad p(x; d, \lambda) = \sum_{j=0}^{\infty} \frac{(\lambda/2)^j e^{-\lambda/2}}{j!} p_0(x; d + 2j), \quad d > 0,$$

where $p_0(x; d)$ is the distribution of a chi-square random variable χ_d^2 with d degrees of freedom. This expression suggests a simple and efficient procedure to obtain $\chi_d'^2(\lambda)$ random variables:

1. Choose K from a Poisson distribution with mean $\lambda/2$ so that $\mathcal{P}[K = k] = e^{-\lambda/2} (\lambda/2)^k / k!$ ($k = 0, 1, \dots$).
2. Then take $\chi_d'^2(\lambda) = \chi_{d+2K}^2$, which can be done using the any standard random number generator of the χ_d^2 distribution.

In the $d = 0$ case, the $\chi_d'^2(\lambda)$ distribution has a discrete component at zero with mass $e^{-\lambda/2}$ (which represents the probability to get absorbed at zero in our stochastic processes), see [29]. We have

$$(A.3) \quad p(x; 0, \lambda) = \sum_{j=1}^{\infty} \frac{(\lambda/2)^j e^{-\lambda/2}}{j!} p_0(x; 2j) + e^{-\lambda/2} \delta(x), \quad d = 0.$$

The procedure above can be modified to account for this discrete component by taking the convention that the central χ_d^2 distribution is identically zero when $d = 0$. This convention can be extended to even negative dimensions to get

$$(A.4) \quad p(x; d, \lambda) = \sum_{j=|d|/2+1}^{\infty} \frac{(\lambda/2)^j e^{-\lambda/2}}{j!} p_0(x; d + 2j) + \delta(x) \sum_{j=0}^{|d|/2} \frac{(\lambda/2)^j e^{-\lambda/2}}{j!}$$

for $d = 0, -2, -4, \dots$

Summarizing, if K is a Poisson random number with mean $\lambda/2$ we have

$$(A.5) \quad \chi_d'^2(\lambda) = \chi_{d+2K}^2, \quad d > 0$$

and

$$(A.6) \quad \chi_d'^2(\lambda) = \begin{cases} 0 & \text{if } d + 2K \leq 0 \\ \chi_{d+2K}^2 & \text{if } d + 2K > 0 \end{cases} \quad d = 0, -2, -4, \dots$$

This sampling of the probability distribution function is exact and should be used especially when λ is small. However, when λ is large, the $\chi_d'^2(\lambda)$ distribution asymptotically converges to the Gaussian distribution and other approximations (like the ones in [15]) might be considered to improve the speed of our algorithm.

REFERENCES

- [1] M. Broadie and Ö. Kaya, *Exact Simulation of Stochastic Volatility and other Affine Jump Diffusion Processes*, Working Paper (2004).
- [2] J. C. Cox, *Notes on option pricing I: Constant elasticity of variance diffusions*, Working Paper, Stanford University (1975); reprinted in *Journal of Portfolio Management* **22** (1996), pp. 15-17.
- [3] J. C. Cox, J. E. Ingersoll, and S. A. Ross, *A Theory of term structure of interest rates*, *Econometrica* **53** (1985), p. 385-407.
- [4] F. Castell and J. Gaines: *The ordinary differential equation approach to asymptotically efficient schemes for solution of stochastic differential equations*, *Ann. Inst. H. Poincaré Probab. Statist.* **32** (1996), p. 231-250.
- [5] D. A. Dawson and E. A. Perkins *Measured-valued processes and renormalization of branching particle systems, in Stochastic Partial Differential Equations: Six Perspectives*, R. A. Carmona, B. Rozovskii eds. (AMS Mathematical Surveys and Monographs, No. 64., 1998), p. 45-102.
- [6] H. Doss: *Liens entre équations différentielles stochastiques et ordinaires*, *Ann. Inst. Henri Poincaré* **XIII** (1977), Section B, No. 2, p. 99-125.
- [7] R. Durrett and E. A. Perkins: *Rescaled contact processes converge to super-Brownian motion in two or more dimensions*, *Probab. Theory Relat. Field* **114** (1999), p. 309-399.
- [8] E. B. Dynkin, *Superprocesses and partial differential equations*, *Ann. Probab.* **21** (1993), p. 1185-1262.
- [9] W. Feller, *The general diffusion operator and positivity preserving semi-groups in one dimension*, *Ann. Math.* **60** (1954), p. 417-436; *Diffusion processes in one dimension*, *Trans. Amer. Math. Soc.* **77** (1954), p. 1-31; *The parabolic differential equations and the associated semi-groups of transformations*, *Ann. Math.* **55** (1952), p. 468-519.
- [10] W. Feller: *Probability theory and its applications*, 2nd edition, Wiley, New York, 1971.
- [11] J.G. Gaines, *Numerical experiments with S(P)DE's, in Stochastic Partial Differential Equations*, A.M. Etheridge. ed., London Mathematical Society Lecture Note Series **216**, Cambridge Univ. Press., 1995, p. 55-71.
- [12] D.J. Higham and X. Mao: *Convergence of Monte Carlo simulations involving the mean-reverting square root process*, *Journal of Computational Finance* **8** (2005), p. 35-62.
- [13] D.J. Higham, X. Mao, and A.M. Stuart: *Strong convergence of Euler-type methods for nonlinear stochastic differential equations*, *SIAM J. Numer. Anal.* **40** (2002), p. 1041-1063.
- [14] H. Hinrichsen *Non-equilibrium critical phenomena and phase transitions into absorbing states*, *Advances in Physics* **49** (2000), pp. 815-958.
- [15] N. L. Johnson, S. Kotz, and N. Balakrishnan, *Continuous Univariate Distributions* (Wiley, New York, 1994), Vol. II;
- [16] C. Kahl and H. Schurz: *Balanced Milstein methods for ordinary SDEs*, Preprint **M-05-004**, SIU, Department of Mathematics, Carbondale, 2005.
- [17] P.E. Kloeden and E. Platen: *Numerical solution of stochastic differential equations*, Springer, New York, 1998.
- [18] P.E. Kloeden, E. Platen, and H. Schurz: *Numerical solution of SDEs through computer experiments*, Springer, New York, 1994.
- [19] G.N. Milstein: *Numerical integration of stochastic differential equations*, Kluwer, Dordrecht, 1995.
- [20] G.N. Milstein, E. Platen, and H. Schurz: *Balanced implicit methods for stiff stochastic systems*, *SIAM J. Numer. Anal.* **35** (1998), p. 1010-1019.
- [21] T. Misawa: *A Lie Algebraic approach to numerical integration of stochastic differential equations*, *SIAM J. Sci. Comput.* **23** (2001), p. 866-890.
- [22] E. Moro: *Numerical schemes for continuum models of reaction-diffusion systems subject to internal noise*, *Phys. Rev. E* **70** (2004), p. 045102-1,045102-4.
- [23] C. Mueller and R. Tribe: *A phase transition for a stochastic PDE related to the contact process*, *Probab. Theory Relat. Fields* **100** (1994), p. 131-156; *Stochastic p.d.e.'s arising from the long range contact and long range voter process*, *Probab. Theory Relat. Fields* **102** (1995),

- p. 519-545.
- [24] L. Pechenik and H. Levine, *Interfacial velocity correction due to multiplicative noise*. Phys. Rev. E **59** (1999), p. 3893.
 - [25] H. Schurz: Numerical regularization for SDEs: Construction of nonnegative solutions, Dynam. Syst. Appl. **5** (1996), p. 323-352.
 - [26] H. Schurz: Stability, stationarity, and boundedness of some implicit numerical methods for stochastic differential equations and applications, Logos-Verlag, Berlin, 1997.
 - [27] H. Schurz: Numerical analysis of SDEs without tears (invited chapter), in *Handbook of Stochastic Analysis and Applications*, V. Lakshmikantham and D. Kannan (eds.), Marcel Dekker, Basel, p. 237-359, 2002.
 - [28] H. Schurz: General theorems for numerical approximation of stochastic processes on the Hilbert space $H_2([0, T])$, Electr. Trans. Numer. Anal. **16** (2003), p. 50-69.
 - [29] A. F. Siegel, *Biometrika* **66** (1979), p. 381.
 - [30] G. Slade: *Scaling limits and Super-Brownian Motion*, Notices to the AMS **49** (2002), p. 1056.
 - [31] W. Wagner and E. Platen: Approximation of Itô integral equations, Technical Report at ZIMM, Acad. Sci. GDR, Berlin, February, 1978 (obtainable from library at WIAS, Berlin, Germany, <http://www.wias-berlin.de/>).