

Observations from the 8-tetrahedron non-orientable census

Benjamin A. Burton

September 15, 2005

Abstract

Through computer enumeration with the aid of topological results, we catalogue all 18 closed non-orientable \mathbb{P}^2 -irreducible 3-manifolds that can be formed from at most eight tetrahedra. In addition we give an overview as to how the 100 resulting minimal triangulations are constructed. Observations and conjectures are drawn from the census data, and future potential for the non-orientable census is discussed. Some preliminary nine-tetrahedron results are also included.

1 Introduction

Several surveys have been performed in recent years of all small 3-manifold triangulations satisfying particular properties. One of the key strengths of such a census is in examining *minimal triangulations* (triangulations of 3-manifolds that use as few tetrahedra as possible).

Minimal triangulations are still poorly understood. Many necessary conditions for minimality can be found in the literature (see [5, 13, 17, 21] for some examples). However, sufficient conditions are much more difficult to find. Most of the positive results regarding minimality rely on exhaustive censuses such as these.

Beyond its use in studying minimal triangulations, a census also forms a useful body of examples for testing conjectures and searching for patterns. Section 3 illustrates some conjectures arising from the non-orientable census described in this paper.

We restrict our attention here to closed \mathbb{P}^2 -irreducible 3-manifolds. Examples of other censuses involving manifolds with boundaries or cusps can be seen in the results of Callahan, Hildebrand and Weeks [7] and Frigerio, Martelli and Petronio [8].

The extent of census data known to date for minimal 3-manifold triangulations is fairly small. This is due to the computational difficulty of performing such a survey — the number of potential triangulations to examine grows worse than exponentially with the number of tetrahedra.

Closed orientable 3-manifolds have been surveyed successively by Matveev for six tetrahedra [21], Ovchinnikov for seven tetrahedra, Martelli and Petronio for nine tetrahedra [17], and recently Martelli for ten tetrahedra [16].

Closed non-orientable 3-manifolds are less well studied. The six-tetrahedron and seven-tetrahedron cases were tackled independently by Amendola and Martelli [1, 2] and by Burton [4]. Only eight different non-orientable 3-manifolds are found up to seven tetrahedra (and none at all are found below six tetrahedra). In this sense, the seven-tetrahedron results are but a taste of what lies ahead.

The methods of these different authors are notably distinct. Amendola and Martelli do not use a direct computer search, but instead employ more creative techniques. For seven tetrahedra [2] they examine orientable double covers and invoke the results of the nine-tetrahedron orientable census [17]. More remarkable is their six-tetrahedron census [1], which is purely theoretical and makes no use of computers at all.

On the other hand, Burton focuses on minimal triangulations of these eight different 3-manifolds and their combinatorial structures. With three exceptions in the smallest case (six tetrahedra), the compositions of the 41 different minimal triangulations found in the census are described in detail and generalised into infinite families [4].

The work presented here extends the non-orientable census results to eight tetrahedra. Both 3-manifolds and all their minimal triangulations are enumerated and placed in the context of earlier results. In total there are 10 new 3-manifolds with 59 different triangulations. All 59 of these minimal triangulations fit within the families described in [4].

It is worth noting that the list of non-orientable 3-manifolds formed from ≤ 8 tetrahedra is equivalently a list of non-orientable 3-manifolds with Matveev complexity ≤ 8 . Matveev defines the complexity of a 3-manifold in terms of special spines [20], and it is proven by Martelli and Petronio [18] that for all closed \mathbb{P}^2 -irreducible 3-manifolds other than S^3 , $\mathbb{R}P^3$ and $L_{3,1}$, this is equivalent to the number of tetrahedra in a minimal triangulation.

All of the computational work was performed using *Regina*, a software package that performs a variety of different calculations and procedures in 3-manifold topology [3, 6]. The program *Regina*, its source code and accompanying documentation are freely available from <http://regina.sourceforge.net/>.

In the remainder of Section 1 we describe in detail the census parameters and give a concise summary of the results. Section 2 presents an overview of how the different minimal triangulations are constructed, though the reader is referred to [4] for finer details (an appendix is provided to match the individual census triangulations to the detailed constructions of [4]). Finally, Section 3 contains some observations and conjectures drawn from the census results, and closes with some remarks regarding future directions of the non-orientable census. Partial results from the nine-tetrahedron census (which is currently under construction) are briefly discussed.

Special thanks must go to J. Hyam Rubinstein for many helpful discussions throughout the course of this research. Thanks are also due to the University of Melbourne and the Victorian Partnership for Advanced Computing, both of which have provided computational support for this and related research.

1.1 Summary of Results

As with the previous closed censuses described above, we consider only triangulations satisfying the following constraints.

- *Closed*: The triangulation is of a closed 3-manifold. In particular it has no boundary faces, and each vertex link is a 2-sphere.
- *\mathbb{P}^2 -irreducible*: The underlying 3-manifold has no embedded two-sided projective planes, and furthermore every embedded 2-sphere bounds a ball.
- *Minimal*: The underlying 3-manifold cannot be triangulated using strictly fewer tetrahedra.

Requiring triangulations to be \mathbb{P}^2 -irreducible and minimal keeps the number of triangulations down to manageable levels, focussing only upon the simplest triangulations of the simplest 3-manifolds (from which more complex 3-manifolds can be constructed).

The main result of this paper is the following. As with most censuses described in the literature, its proof relies upon an exhaustive computer search. This search was performed using the software package *Regina*, with the help of several results described in [5] to increase the efficiency of the search algorithm. For more details on how the search algorithm is structured, see the seven-tetrahedron census paper [4].

Theorem 1.1 (Census Results) *Consider all closed non-orientable \mathbb{P}^2 -irreducible 3-manifolds that can be triangulated using at most eight tetrahedra. This set contains 18 different 3-manifolds with a total of 100 minimal triangulations between them, as summarised in Tables 1 and 2.*

It should be noted that, when restricted to ≤ 7 tetrahedra, the eight different 3-manifolds obtained match precisely with the lists obtained by Amendola and Martelli [2].

For complete details of the 100 minimal triangulations, a data file may be downloaded from the *Regina* website [3].¹ When opened within *Regina*, the triangulations may be examined in detail along with various properties of interest such as algebraic invariants and normal surfaces.

As promised in Theorem 1.1, a brief summary of results appears in Table 1. Here we see overall totals, split according to the number of tetrahedra in the minimal triangulations for each

¹The eight tetrahedron non-orientable census data is also bundled with *Regina* version 4.2.1 or later. It can be found in the *File* \rightarrow *Open Example* menu.

3-manifold. Note that each triangulation is counted once up to isomorphism, i.e., a relabelling of the tetrahedra within the triangulation and their individual faces.

Table 1: Summary of closed non-orientable census results

Tetrahedra	3-Manifolds	Triangulations
≤ 5	0	0
6	5	24
7	3	17
8	10	59
Total	18	100

Two striking observations can be made from Table 1, which have been made before [2, 4] but are worth repeating here. These are that (i) there are no closed non-orientable \mathbb{P}^2 -irreducible triangulations at all with ≤ 5 tetrahedra, and that (ii) the number of minimal triangulations is much larger than the number of 3-manifolds. Indeed, most 3-manifolds in the census can be realised by several different minimal triangulations, as seen again in the next table.

Table 2 provides finer detail for each of the 18 different 3-manifolds, including the number of minimal triangulations for each 3-manifold and the first homology group. The notation used for describing 3-manifolds is as follows.

- $T^2 \times I / \begin{bmatrix} p & q \\ r & s \end{bmatrix}$ represents the torus bundle over the circle with monodromy $\begin{bmatrix} p & q \\ r & s \end{bmatrix}$;
- $\text{SFS}(B : \dots)$ represents a non-orientable Seifert fibred space over the base orbifold B , where $\mathbb{R}P^2$ and \bar{D} represent the projective plane and the disc with reflector boundary respectively. The remaining arguments (\dots) describe the exceptional fibres.

The most immediate observation is that the eight-tetrahedron census offers little more variety than the six- and seven-tetrahedron censuses that came before it. The census is populated entirely by torus bundles and by Seifert fibred spaces over $\mathbb{R}P^2$ or \bar{D} with two exceptional fibres. Preliminary results do suggest that the nine-tetrahedron census will reveal more variety than this; see Section 3 for further discussion.

Finally it is worth noting that, as observed by Amendola and Martelli [1, 2], all four flat Klein bottle bundles can be triangulated with only six tetrahedra. These include all six-tetrahedron manifolds in the table except for $T^2 \times I / \begin{bmatrix} 1 & 1 \\ 1 & 0 \end{bmatrix}$.

2 Constructing Minimal Triangulations

In the seven-tetrahedron census paper [4], the combinatorial structures of the 41 census triangulations are described in full detail. A number of parameterised families are presented, precise parameterised constructions are given for triangulations in these families, and the resulting 3-manifolds are identified.

Having extended the census to eight tetrahedra, all of the additional 59 triangulations are found to belong to these same parameterised families. We therefore refer the reader to [4] for details of their construction. Here we present a simple overview of each family, showing how their triangulations are pieced together to form 3-manifolds of various types. We do go into a little detail, since these families feature in some of the conjectures of Section 3.

For completeness, the appendix contains a full listing with the precise parameters for each census triangulation. This allows the triangulations to be fully reconstructed and cross-referenced against [4], though of course the reader is invited to download the 100 triangulations instead as a *Regina* data file as described in the introduction.

There are three broad families of triangulations to describe. These are the layered surface bundles, the plugged thin I -bundles and the plugged thick I -bundles. Each is discussed in its own section below.

Table 2: Details for each closed non-orientable \mathbb{P}^2 -irreducible 3-manifold

Tetrahedra	3-Manifold	Triangulations	Homology
6	$T^2 \times I / \begin{bmatrix} 1 & 1 \\ 1 & 0 \end{bmatrix}$	1	\mathbb{Z}
	$T^2 \times I / \begin{bmatrix} 0 & 1 \\ 1 & 0 \end{bmatrix}$	6	$\mathbb{Z} \oplus \mathbb{Z}$
	$T^2 \times I / \begin{bmatrix} 1 & 0 \\ 0 & -1 \end{bmatrix}$	3	$\mathbb{Z} \oplus \mathbb{Z} \oplus \mathbb{Z}_2$
	SFS ($\mathbb{R}P^2 : (2, 1) (2, 1)$)	9	$\mathbb{Z} \oplus \mathbb{Z}_4$
	SFS ($\bar{D} : (2, 1) (2, 1)$)	5	$\mathbb{Z} \oplus \mathbb{Z}_2 \oplus \mathbb{Z}_2$
7	$T^2 \times I / \begin{bmatrix} 2 & 1 \\ 1 & 0 \end{bmatrix}$	4	$\mathbb{Z} \oplus \mathbb{Z}_2$
	SFS ($\mathbb{R}P^2 : (2, 1) (3, 1)$)	10	\mathbb{Z}
	SFS ($\bar{D} : (2, 1) (3, 1)$)	3	$\mathbb{Z} \oplus \mathbb{Z}_2$
8	$T^2 \times I / \begin{bmatrix} 3 & 1 \\ 1 & 0 \end{bmatrix}$	10	$\mathbb{Z} \oplus \mathbb{Z}_3$
	$T^2 \times I / \begin{bmatrix} 3 & 2 \\ 2 & 1 \end{bmatrix}$	2	$\mathbb{Z} \oplus \mathbb{Z}_2 \oplus \mathbb{Z}_2$
	SFS ($\mathbb{R}P^2 : (2, 1) (4, 1)$)	10	$\mathbb{Z} \oplus \mathbb{Z}_2$
	SFS ($\mathbb{R}P^2 : (2, 1) (5, 2)$)	10	\mathbb{Z}
	SFS ($\mathbb{R}P^2 : (3, 1) (3, 1)$)	7	$\mathbb{Z} \oplus \mathbb{Z}_6$
	SFS ($\mathbb{R}P^2 : (3, 1) (3, 2)$)	9	$\mathbb{Z} \oplus \mathbb{Z}_3$
	SFS ($\bar{D} : (2, 1) (4, 1)$)	3	$\mathbb{Z} \oplus \mathbb{Z}_2 \oplus \mathbb{Z}_2$
	SFS ($\bar{D} : (2, 1) (5, 2)$)	3	$\mathbb{Z} \oplus \mathbb{Z}_2$
	SFS ($\bar{D} : (3, 1) (3, 1)$)	3	$\mathbb{Z} \oplus \mathbb{Z}_3$
SFS ($\bar{D} : (3, 1) (3, 2)$)	2	$\mathbb{Z} \oplus \mathbb{Z}_3$	

2.1 Layered Surface Bundles

A *layered surface bundle* produces either a torus bundle or a Klein bottle bundle over the circle. We postpone a formal definition for the moment, instead giving a broad overview of the construction.

Figure 1 illustrates the general structure of a layered surface bundle. First the product $T^2 \times I$ or $K^2 \times I$ is constructed (where the surface F in the diagram is either T^2 or K^2 for the torus or Klein bottle accordingly). This leaves two boundary surfaces, each of which are then identified according to some specified monodromy. If this is impossible because the boundary edges do not match, some additional tetrahedra may be layered onto one of the boundary surfaces to adjust the boundary edges accordingly.

2.1.1 Components

We continue with enough detail to allow a precise definition of a layered surface bundle as seen in Definition 2.3 below. This requires us to describe more precisely how the product $T^2 \times I$ or $K^2 \times I$ is formed, as well as what a layering entails.

Definition 2.1 (Untwisted Thin I -Bundle) *An untwisted thin I -bundle over some closed surface F is a triangulation of the product $F \times I$ formed as follows.*

Consider the interval $I = [0, 1]$. The product $F \times I$ is naturally foliated by surfaces $F \times \{x\}$ for $x \in [0, 1]$. When restricted to an individual tetrahedron, we require that this foliation decomposes the tetrahedron into either triangles or quadrilaterals as illustrated in Figure 2. Note that every vertex lies on one of the boundaries $F \times \{0\}$ or $F \times \{1\}$, as does the upper face in the triangular case and the upper and lower edges in the quadrilateral case.

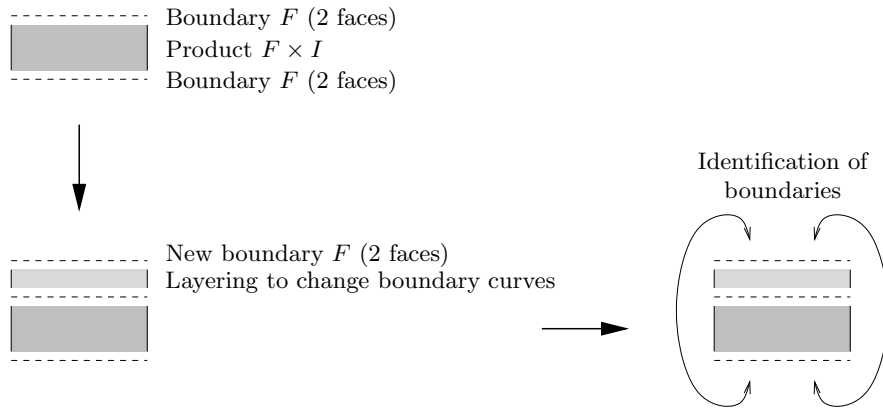


Figure 1: Constructing a layered surface bundle

In particular, the surface $F \times \{\frac{1}{2}\}$ meets every tetrahedron in precisely one triangle or quadrilateral. We refer to $F \times \{\frac{1}{2}\}$ as the central surface of the I -bundle.




Figure 2: Decomposing a tetrahedron into triangles or quadrilaterals

An example of an untwisted thin I -bundle over the torus is illustrated in Figure 3. This triangulation consists of six tetrahedra arranged into a cube. The front and back faces of the cube form the boundary tori, which are shaded in the second diagram of the sequence. The remaining faces are identified in the usual way for a torus (the top identified with the bottom and the left identified with the right).

The central surface $T^2 \times \{\frac{1}{2}\}$ is shown in the third diagram. In the fourth diagram we can see precisely how the six tetrahedra divide this central torus into six cells, each a triangle or quadrilateral, with the arrows indicating which edges are identified with which.

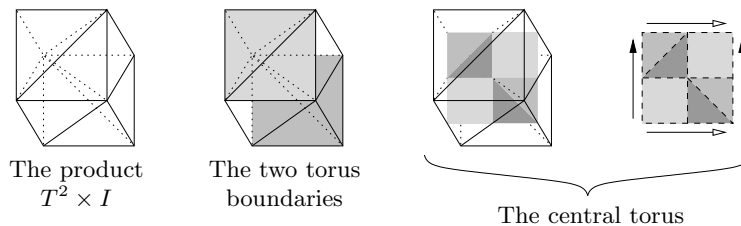


Figure 3: An example of a thin I -bundle over the torus

It follows from Definition 2.1 that a thin I -bundle is “only one tetrahedron thick”. That is, each tetrahedron runs all the way from one boundary surface to the other, as does each non-boundary edge.

As a final note, it should be observed that the decomposition of the central surface offers enough information to completely reconstruct the thin I -bundle. This is because each triangle or quadrilateral of the central surface corresponds to one tetrahedron, and the adjacencies of the triangles and quadrilaterals dictate the corresponding adjacencies between tetrahedra.

We move now to describe a layering, a well-known procedure by which a single tetrahedron is attached to a boundary surface in order to rearrange the boundary edges.

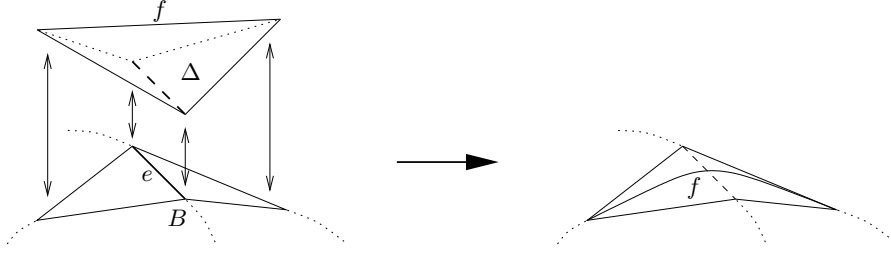


Figure 4: Performing a layering

Definition 2.2 (Layering) Consider a triangulation with some boundary component B . A layering involves attaching a single tetrahedron Δ to the boundary B as follows. Two adjacent faces of Δ are identified directly with two adjacent faces of B , and the remaining two faces of Δ become new boundary faces. This procedure is illustrated in Figure 4.

The underlying 3-manifold is unchanged — the primary effect of the layering is to alter the curves formed by the edges on the boundary. This is illustrated in the right-hand diagram of Figure 4, where the old boundary edge e has been made internal and a new different boundary edge f has appeared in its place.

Given Definitions 2.1 and 2.2, we can now define a layered surface bundle precisely.

Definition 2.3 (Layered Surface Bundle) A layered torus bundle or a layered Klein bottle bundle is a triangulation formed as follows. Let F be either the torus or the Klein bottle respectively. An untwisted I -bundle over F is formed, such that each boundary $F \times \{0\}$ and $F \times \{1\}$ consists of precisely two faces. A series of zero or more tetrahedra are then layered onto the boundary $F \times \{1\}$, resulting in a new boundary surface F' , again with precisely two faces. Finally the surfaces $F \times \{0\}$ and F' are identified according to some homeomorphism of the original surface F .

For convenience, we refer to both layered torus bundles and layered Klein bottle bundles as layered surface bundles.

It is clear that the 3-manifold formed from a layered torus bundle or a layered Klein bottle bundle is a torus bundle or Klein bottle bundle over the circle respectively. Once more the reader is referred to Figure 1 for a pictorial representation of this procedure.

2.1.2 Census Triangulations

The layered surface bundles that appear in the census give rise to the following 3-manifolds. From layered torus bundles we obtain the six manifolds

$$\begin{aligned} T^2 \times I / \begin{bmatrix} 1 & 1 \\ 1 & 0 \end{bmatrix}, & \quad T^2 \times I / \begin{bmatrix} 0 & 1 \\ 1 & 0 \end{bmatrix}, & \quad T^2 \times I / \begin{bmatrix} 1 & 0 \\ 0 & -1 \end{bmatrix}, \\ T^2 \times I / \begin{bmatrix} 2 & 1 \\ 1 & 0 \end{bmatrix}, & \quad T^2 \times I / \begin{bmatrix} 3 & 1 \\ 1 & 0 \end{bmatrix}, & \quad T^2 \times I / \begin{bmatrix} 3 & 2 \\ 2 & 1 \end{bmatrix}. \end{aligned}$$

From layered Klein bottle bundles we obtain the four flat manifolds

$$\begin{aligned} T^2 \times I / \begin{bmatrix} 0 & 1 \\ 1 & 0 \end{bmatrix}, & \quad T^2 \times I / \begin{bmatrix} 1 & 0 \\ 0 & -1 \end{bmatrix}, \\ \text{SFS}(\mathbb{R}P^2 : (2, 1) (2, 1)), & \quad \text{SFS}(\bar{D} : (2, 1) (2, 1)), \end{aligned}$$

each of which has an alternate expression as a Klein bottle bundle over the circle.

Table 3 places these observations within the context of the overall census. Specifically, it lists the number of different layered surface bundles that appear in the census for each number of tetrahedra, as well number of different 3-manifolds that they describe. Note that there are only eight distinct 3-manifolds in total, since in the lists above the torus bundles $T^2 \times I / \begin{bmatrix} 0 & 1 \\ 1 & 0 \end{bmatrix}$ and $T^2 \times I / \begin{bmatrix} 1 & 0 \\ 0 & -1 \end{bmatrix}$ each appear twice.

Table 3: Frequencies of layered surface bundles within the census

Tetrahedra	3-Manifolds	Triangulations
6	5 (out of 5)	15 (out of 24)
7	1 (out of 3)	4 (out of 17)
8	2 (out of 10)	12 (out of 59)

Again it can be observed that there are significantly more triangulations than 3-manifolds. This is because there are several different choices for the initial thin I -bundle, as well as several different boundary homeomorphisms (and thus several different layerings) that can be used to describe the same 3-manifold.

2.2 Plugged Thin I -Bundles

A *plugged thin I -bundle* allows us to create a non-orientable Seifert fibred space with two exceptional fibres. It begins with a six-tetrahedron triangulation of the twisted product $T^2 \times I$, which has four boundary faces. Attached to this boundary are two new solid tori. This procedure is illustrated in Figure 5.

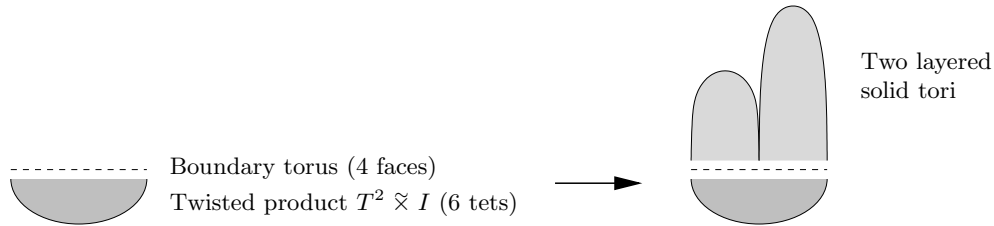


Figure 5: Constructing a plugged thin I -bundle

The fibration results as follows. Let M^2 represent the Möbius band, and let the orbifold \bar{A} be the annulus with one reflector boundary and one regular boundary component. The twisted product $T^2 \times I$ can be represented as a trivial Seifert fibred space over either M^2 or \bar{A} (depending upon the placement of the fibres).² The two new tori then close off the base orbifold and introduce two exceptional fibres. The resulting 3-manifold is a Seifert fibred space over either $\mathbb{R}P^2$ or \bar{D} with two exceptional fibres.

2.2.1 Components

We now describe details of how the separate components of a plugged thin I -bundle are formed. The original $T^2 \times I$ is triangulated as a *twisted thin I -bundle*, and the two additional tori are triangulated as *layered solid tori*. We describe each of these components in turn.

Definition 2.4 (Twisted Thin I -Bundle) *A twisted thin I -bundle over the torus is a triangulation of the twisted product $T^2 \times I$ formed as follows.*

Consider the interval $I = [0, 1]$. The twisted product $T^2 \times I$ is naturally foliated by surfaces $T^2 \times \{x, 1 - x\}$ for $0 \leq x \leq \frac{1}{2}$. For all $x \neq \frac{1}{2}$, this surface is a double cover of the torus $T^2 \times \{\frac{1}{2}\}$.

As in Definition 2.1, we require that this foliation decomposes each individual tetrahedron into either triangles or quadrilaterals as illustrated in Figure 6. Once more note that every vertex lies on the boundary $F \times \{0, 1\}$, as does the upper face in the triangular case and the upper and lower edges in the quadrilateral case.

Again we observe that the surface $F \times \{\frac{1}{2}\}$ meets every tetrahedron in precisely one triangle or quadrilateral. This surface is referred to as the central torus of the I -bundle.

²More generally, the Seifert fibrations of every I -bundle over the torus or Klein bottle are classified by Amendola and Martelli in Appendix A of [2].




Figure 6: Decomposing a tetrahedron into triangles or quadrilaterals

An example of a twisted thin I -bundle over the torus is shown in Figure 7. Here we have six tetrahedra arranged into a long triangular prism, whose four back faces form the boundary torus (as shaded in the first diagram). The left and right triangles are identified directly (so that $\triangle ADG$ is identified with $\triangle CFJ$). The upper and lower rectangles are identified with a twist and a translation, so that $\square ABHG$ and $\square HJFE$ are identified and $\square GHED$ and $\square BCJH$ are identified.

The central torus $T^2 \times \{\frac{1}{2}\}$ is shaded in the second diagram of the sequence, and in the third diagram it is made clear how the six tetrahedra divide this torus into four triangles and two quadrilaterals. The arrows on this final diagram indicate which edges of the central torus are identified with which others.

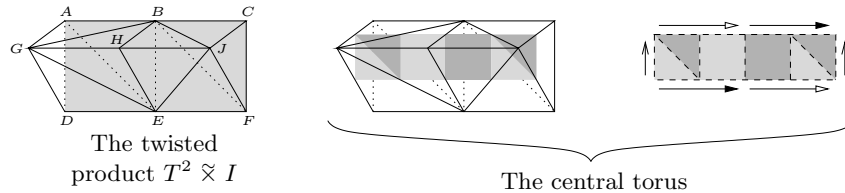


Figure 7: An example of a twisted thin I -bundle

As with the untwisted thin I -bundles of the previous section, it should be noted that the decomposition of the central torus into triangles and quadrilaterals provides enough information to completely reconstruct the thin I -bundle.

The second component that appears in a plugged thin I -bundle is the *layered solid torus*. Layered solid tori are well understood, and have been discussed by Jaco and Rubinstein [13, 14] as well as by Matveev, Martelli and Petronio in the context of special spines [19, 21]. In the context of a census of triangulations they are discussed and parameterised thoroughly in [4]. We omit the details here.

For this overview it suffices to know the following. A layered solid torus is a triangulation of a solid torus containing one vertex, two boundary faces and three boundary edges, as illustrated in Figure 8. Moreover, it is constructed with the explicit aim of making its three boundary edges follow some particular curves along the boundary torus. There are infinitely many different layered tori, corresponding to infinitely many different choices of boundary curves.

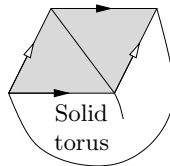


Figure 8: The boundary of a layered solid torus

It is useful to consider the Möbius band as a *degenerate* layered solid torus with zero tetrahedra. That is, the Möbius band formed from a single triangle can be thickened slightly to create a solid torus with two boundary faces F and F' , as illustrated in Figure 9.

We are now ready to define a plugged thin I -bundle.

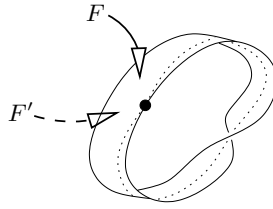


Figure 9: A degenerate layered solid torus

Definition 2.5 (Plugged Thin I -Bundle) A plugged thin I -bundle is a triangulation constructed as follows. Begin with a twisted thin I -bundle over the torus. This twisted thin I -bundle must have precisely six tetrahedra and four boundary faces. Furthermore, these boundary faces must form one of the two configurations shown in Figure 10. We refer to these configurations as the allowable torus boundaries.



Figure 10: The two allowable torus boundaries

Observe that these boundary faces can be split into two annuli (the left annulus $ABED$ and the right annulus $BCFE$, with edge \overline{BE} distinct from edges \overline{AD} and \overline{CF}). To each of these annuli, attach a layered solid torus. These tori must be attached so that edges \overline{AD} , \overline{BE} and \overline{CF} are identified, and each annulus $ABED$ and $BCFE$ becomes a torus instead. This is illustrated for the first boundary configuration in Figure 11.

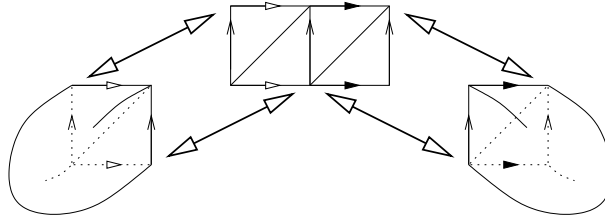


Figure 11: Attaching two layered solid tori to the boundary

Note that either layered solid torus may be degenerate. In this case a one-face Möbius band is inserted, and the two faces of the corresponding boundary annulus are joined to each side of this Möbius band. Since the Möbius band has no thickness, the result is that the two faces of the boundary annulus become joined to each other. An example of this is illustrated in Figure 12, where faces $\triangle CDA$ and $\triangle DAB$ become identified.

Again it may help to refer to Figure 5 for an overview of this construction. The underlying 3-manifold can then be determined as follows.

The four-face boundary of the twisted $T^2 \times I$ can be filled with vertical fibres, as illustrated in Figure 13. As shown by Amendola and Martelli [2], this extends to a Seifert fibration of $T^2 \times I$ as a trivial Seifert fibred space over either M^2 or \bar{A} . In the other direction, this extends to a Seifert fibration of each layered solid torus with an exceptional fibre at its centre (unless the boundary curves for the layered solid torus are chosen so that the meridinal disc of the torus is bounded by a fibre or meets each fibre just once).

The result is a Seifert fibred space over either $\mathbb{R}P^2$ or \bar{D} with two exceptional fibres. See [4] for a formula that gives the precise Seifert invariants in terms of the individual parameters of the thin I -bundle and the two layered solid tori.

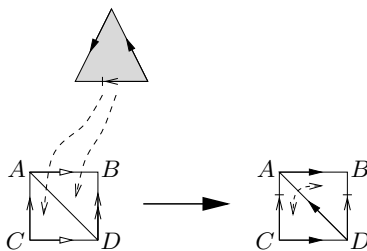


Figure 12: Attaching a degenerate layered solid torus to an annulus



Figure 13: Fibres in the two allowable torus boundaries

2.2.2 Census Triangulations

The plugged thin I -bundles in the census give rise to the Seifert fibred spaces

$$\begin{array}{lll}
 \text{SFS}(\mathbb{R}P^2 : (2, 1) (2, 1)), & \text{SFS}(\mathbb{R}P^2 : (2, 1) (3, 1)), & \text{SFS}(\mathbb{R}P^2 : (2, 1) (4, 1)), \\
 \text{SFS}(\mathbb{R}P^2 : (2, 1) (5, 2)), & \text{SFS}(\mathbb{R}P^2 : (3, 1) (3, 1)), & \text{SFS}(\mathbb{R}P^2 : (3, 1) (3, 2)), \\
 \text{SFS}(\bar{D} : (2, 1) (2, 1)), & \text{SFS}(\bar{D} : (2, 1) (3, 1)), & \text{SFS}(\bar{D} : (2, 1) (4, 1)), \\
 \text{SFS}(\bar{D} : (2, 1) (5, 2)), & \text{SFS}(\bar{D} : (3, 1) (3, 1)), & \text{SFS}(\bar{D} : (3, 1) (3, 2)).
 \end{array}$$

Table 4 lists the frequencies of plugged thin I -bundles within the overall census. Here the large number of triangulations results from the fact that there are several possible choices for the initial twisted product $T^2 \times I$, as well as the equivalence between some spaces such as $\text{SFS}(\mathbb{R}P^2 : (3, 1) (3, 1))$ and $\text{SFS}(\mathbb{R}P^2 : (3, 2) (3, 2))$.

Table 4: Frequencies of plugged thin I -bundles within the census

Tetrahedra	3-Manifolds	Triangulations
6	2 (out of 5)	4 (out of 24)
7	2 (out of 3)	6 (out of 17)
8	8 (out of 10)	22 (out of 59)

2.3 Plugged Thick I -Bundles

A *plugged thick I -bundle* is very similar in construction to a plugged thin I -bundle. The difference is that a smaller twisted thin I -bundle is used, but the resulting torus boundary is not one of the allowable torus boundaries of Figure 10. As a result, some additional tetrahedra must be added to reconfigure the torus boundary (thus “thickening” the I -bundle). Once this is done, the two new layered solid tori are attached as before. This procedure is illustrated in Figure 14.

There are two different ways in which this construction can be carried out.

- (i) *We begin with a three-tetrahedron twisted thin I -bundle over the torus.* An example is shown in Figure 15. The three tetrahedra are arranged into a triangular prism, and the boundary torus is formed from the two back faces (as shaded in the second diagram). The left and right faces are identified directly (with $\triangle ACE$ identified with $\triangle BDF$), and the upper and lower squares are identified with a twist and a translation (with $\triangle EFA$ and $\triangle CDF$ identified and with $\triangle ABF$ and $\triangle EFC$ identified). As usual, the third and fourth diagrams illustrate the the central torus $T^2 \times \{\frac{1}{2}\}$.

The resulting boundary torus has only two faces, which is clearly not an allowable torus boundary (see Definition 2.5 and Figure 10). To compensate, we attach a three-tetrahedron

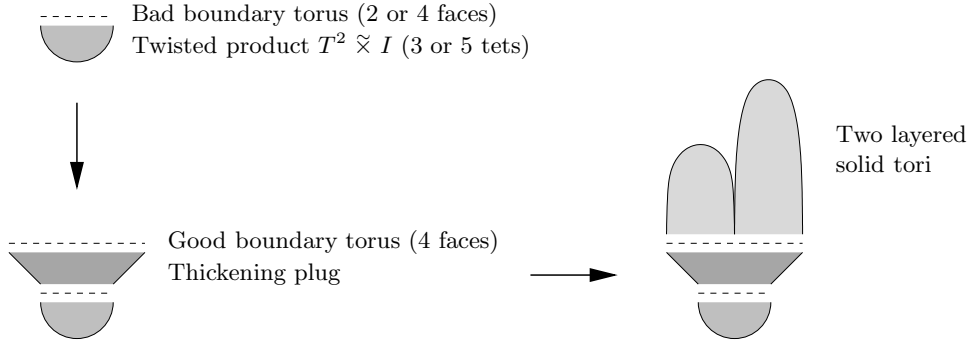


Figure 14: Constructing a plugged thick I -bundle

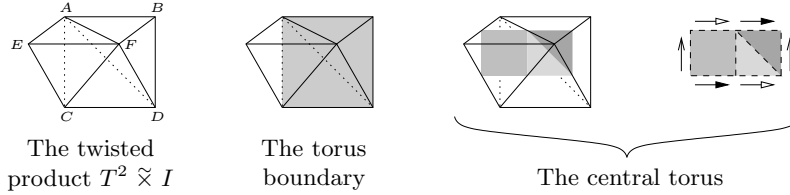


Figure 15: A three-tetrahedron twisted thin I -bundle

thickening plug as illustrated in Figure 16. The two back faces of this plug (shaded in the diagram) are attached to the old two-face boundary torus. The four front faces become a new allowable boundary torus, and the upper and lower faces $\triangle ABC$ and $\triangle DEF$ are identified with each other.

- (ii) We begin with a five-tetrahedron twisted thin I -bundle over the torus. This is illustrated in Figure 17, with the faces of the triangular prism identified as in Figure 15 before. Here the torus boundary has four faces, but they are not arranged into an allowable torus boundary. We must therefore reconfigure the boundary edges by performing a layering, resulting in a new four-face boundary that satisfies our requirements.

We can formalise this into the following definition. For a complete enumeration of the different I -bundles and thickening plugs that can be used, the reader is referred to [4].

Definition 2.6 (Plugged Thick I -Bundle) A plugged thick I -bundle is a triangulation formed as follows. We begin with a twisted thin I -bundle over the torus, which either has (i) three tetrahedra and two boundary faces, or (ii) five tetrahedra and four boundary faces. We then convert the torus boundary into one of the allowable torus boundaries described in Definition 2.5 (see Figure 10), either by (i) inserting a three-tetrahedron thickening plug as described above, or (ii) layering a new tetrahedron onto the torus boundary.

We require that the resulting structure is a six-tetrahedron triangulation of the twisted product $T^2 \times I$ with an allowable torus boundary. We finish the construction by attaching two layered solid tori exactly as described in Definition 2.5.

Since we are producing triangulations of the twisted product $T^2 \times I$ with the same allowable

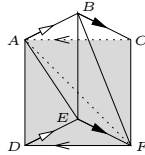


Figure 16: A three-tetrahedron thickening plug

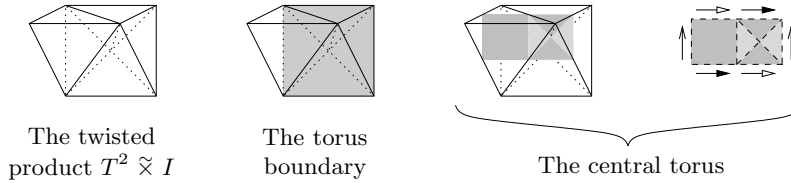


Figure 17: A five-tetrahedron twisted thin I -bundle

boundary tori used for plugged thin I -bundles, it follows that we should obtain the same underlying 3-manifolds. Specifically, we obtain Seifert fibred spaces over either $\mathbb{R}P^2$ or \bar{D} with two exceptional fibres. Again a precise formula appears in [4] to calculate the exact Seifert invariants in terms of the individual parameters of the triangulation.

2.3.1 Census Triangulations

The plugged thick I -bundles in the census give rise to the spaces

$$\begin{array}{lll}
 \text{SFS } (\mathbb{R}P^2 : (2, 1) (2, 1)), & \text{SFS } (\mathbb{R}P^2 : (2, 1) (3, 1)), & \text{SFS } (\mathbb{R}P^2 : (2, 1) (4, 1)), \\
 \text{SFS } (\mathbb{R}P^2 : (2, 1) (5, 2)), & \text{SFS } (\mathbb{R}P^2 : (3, 1) (3, 1)), & \text{SFS } (\mathbb{R}P^2 : (3, 1) (3, 2)), \\
 \text{SFS } (\bar{D} : (2, 1) (2, 1)), & \text{SFS } (\bar{D} : (2, 1) (3, 1)), & \text{SFS } (\bar{D} : (2, 1) (4, 1)), \\
 \text{SFS } (\bar{D} : (2, 1) (5, 2)), & \text{SFS } (\bar{D} : (3, 1) (3, 1)), & \text{SFS } (\bar{D} : (3, 1) (3, 2)).
 \end{array}$$

As expected from the similarity in construction, these are exactly the same 12 spaces that the plugged thin I -bundles produce (though none of the specific triangulations are the same). Table 5 lists the frequencies of plugged thick I -bundles within the overall census.

Table 5: Frequencies of plugged thick I -bundles within the census

Tetrahedra	3-Manifolds	Triangulations
6	2 (out of 5)	4 (out of 24)
7	2 (out of 3)	7 (out of 17)
8	8 (out of 10)	25 (out of 59)

3 Observations and Conjectures

In this final section, we pull together observations from the census and form conjectures based upon these observations. Following this we discuss the future of the non-orientable census, including what we might expect to see when the census is extended to higher numbers of tetrahedra.

As explained in the introduction, there is an extremely heavy computational load in creating a census such as this. Each new level of the census (measured by number of tetrahedra, or equivalently by the complexity of Matveev [20]) is an order of magnitude more difficult to construct than the last. At the time of writing the nine-tetrahedron non-orientable census is under construction, with a healthy body of partial results already obtained. Each of the conjectures below is consistent with these partial results. We return specifically to the nine-tetrahedron census in Section 3.3.

3.1 Minimal Triangulations

Our first observation relates to the combinatorial structure of non-orientable minimal triangulations. Recall from the introduction that very few sufficient conditions are known for minimal triangulations. Conjectures have been made for various classes of 3-manifolds, but such conjectures are notoriously difficult to prove.

Matveev [21] and Martelli and Petronio [19] have made a variety of well-grounded conjectures about the smallest number of tetrahedra required for various classes of orientable 3-manifolds. Here we form conjectures of this type in the non-orientable case. Moreover, based upon the growing

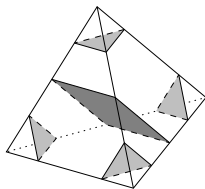


Figure 18: Normal discs within a tetrahedron

body of experimental evidence, we push further and make conjectures regarding the construction of all minimal triangulations of various classes of non-orientable 3-manifolds.

Section 2 introduces three families of triangulations: (i) layered surface bundles, (ii) plugged thin I -bundles and (iii) plugged thick I -bundles. It is easy enough to see that these families produce (i) torus or Klein bottle bundles over the circle and (ii,iii) Seifert fibred spaces over $\mathbb{R}P^2$ or \bar{D} with two exceptional fibres. What is less obvious is that *every* minimal triangulation of such a 3-manifold should belong to one of the three families listed above.

In fact the evidence does support this suggestion, with the exception of the four flat manifolds at the lowest (six-tetrahedron) level of the census. Although most 3-manifolds have many different minimal triangulations (up to 10 in some cases), these minimal triangulations all belong to the three families above. The partial results for the nine-tetrahedron census also support this hypothesis, even though a much wider variety of triangulations is found at this level (as discussed below in Section 3.3). We are therefore led to make the following conjectures.

Conjecture 3.1 *Let M be a torus bundle over the circle that is not one of the flat manifolds $T^2 \times I / \begin{bmatrix} 0 & 1 \\ 1 & 0 \end{bmatrix}$ or $T^2 \times I / \begin{bmatrix} 1 & 0 \\ 0 & -1 \end{bmatrix}$. Then every minimal triangulation of M is a layered torus bundle, as described by Definition 2.3.*

Moreover, at least one minimal triangulation of M has at its core the six-tetrahedron product $T^2 \times I$ illustrated in Figure 3. In other words, this six-tetrahedron $T^2 \times I$ may be used as a starting point for constructing a minimal triangulation of M .

Conjecture 3.2 *Let M be a Seifert fibred space over either $\mathbb{R}P^2$ or \bar{D} with precisely two exceptional fibres. Moreover, suppose that M is not one of the flat manifolds SFS $(\mathbb{R}P^2 : (2, 1) (2, 1))$ or SFS $(\bar{D} : (2, 1) (2, 1))$. Then every minimal triangulation of M is either a plugged thin I -bundle or a plugged thick I -bundle, as described by Definitions 2.5 and 2.6.*

Note that if these conjectures are true, the number of tetrahedra in such a minimal triangulation is straightforward to calculate. The number of layerings require to obtain a particular set of boundary curves is well described by Martelli and Petronio [19] (though in the equivalent language of special spines). Similar calculations in the language of triangulations and layered solid tori have been described by Jaco and Rubinstein in a variety of informal contexts.

What remains then is to calculate the number of tetrahedra that are not involved in layerings. For Conjecture 3.1 we can assume this to be the six-tetrahedron $T^2 \times I$ of Figure 3, and for Conjecture 3.2 we can simply count the six additional tetrahedra involved in the twisted product $T^2 \times I$ to which our layered solid tori are attached.

3.2 Central Surfaces

Our next observation is regarding embedded surfaces within non-orientable 3-manifolds. Recall that all three families of triangulations described in Section 2 begin with a thin I -bundle. The central surface of this thin I -bundle is an embedded surface meeting each tetrahedron of the thin I -bundle in either a single quadrilateral or a single triangle.

This is reminiscent of the theory of normal surfaces. Normal surfaces, first introduced by Kneser [15] and subsequently developed by Haken [9, 10], play a powerful role in algorithms in 3-manifold topology. A *normal surface* within a triangulation meets each tetrahedron in one or more *normal discs*, which are either triangles separating one vertex from the other three or quadrilaterals separating two vertices from the other two. A variety of normal discs can be seen in Figure 18.

It follows then that the central surface of a thin I -bundle is a special type of normal surface, namely one that meets each tetrahedron of the thin I -bundle in one and only one normal disc. This leads us to make the following more general definition.

Definition 3.3 (Central Normal Surface) *Let T be a 3-manifold triangulation, and let N be an embedded normal surface in T . We refer to N as a central normal surface if and only if N meets each tetrahedron in at most one normal disc (i.e., one triangle, one quadrilateral or nothing).*

Note that we have replaced “one and only one” with “at most one”, since the central surface of a thin I -bundle does not meet the tetrahedra involved in the other parts of the triangulation (such as the layered solid tori in a plugged thin I -bundle).

It can be seen that every triangulation in this census contains a central normal surface. Indeed this is to be expected, given that a thin I -bundle appears at the core of every family described in Section 2. However, every triangulation obtained thus far in the nine-tetrahedron census also contains a central normal surface, even though a much greater variety of 3-manifolds and triangulations are obtained.

To account for the possibility that the central normal surfaces are specific features of Seifert fibred spaces or more generally of graph manifolds, a number of hyperbolic manifolds have also been examined. As part of a census of closed hyperbolic 3-manifolds [12], Hodgson and Weeks list ten candidates for the smallest volume closed non-orientable hyperbolic 3-manifolds. An extended version of this table is shipped with *SnapPea* [22], giving a total of 18 closed non-orientable hyperbolic 3-manifolds with volumes ranging from 2.02988321 to 3.85787307.

Additional experimentation on triangulations of these hyperbolic 3-manifolds yields a similar result, namely that each contains a central normal surface. We therefore make the following conjecture.

Conjecture 3.4 *Every minimal triangulation of a closed non-orientable \mathbb{P}^2 -irreducible 3-manifold contains a central normal surface.*

It is worth noting that this conjecture does not hold in the orientable case. Of the 191 closed orientable minimal irreducible triangulations with ≤ 6 tetrahedra³, only 118 have a central normal surface. It is known that every closed non-orientable 3-manifold contains an embedded incompressible surface [11], which may help explain the presence of central normal surfaces in the non-orientable case.

It may be that Conjecture 3.4 is easier to prove than Conjectures 3.1 and 3.2, since existence theorems for normal surfaces are generally easier to come by. Moreover, once proven, Conjecture 3.4 may well be a starting point for the proofs of the other conjectures — as with the central surface of a thin I -bundle, a central normal surface can be used to reconstruct the portion of the triangulation that surrounds it, which may then lead to new structural results.

3.3 Future Directions

As mentioned in the introduction, the triangulations and 3-manifolds seen in the eight-tetrahedron census offer little variety beyond what has already been seen in the ≤ 7 -tetrahedron census. The primary advantage of the eight-tetrahedron census has been the larger body of data (an additional 59 triangulations and 10 distinct 3-manifolds) that has supported the formulation of the conjectures above.

Clearly a greater variety must appear in the census at some point, since there are far more non-orientable 3-manifolds than those described by the families of Section 2. The question is how much larger the census must become before we begin to see them.

Fortunately the answer is not much larger at all. As discussed at the beginning of Section 3, the nine-tetrahedron census is currently under construction and a significant body of partial results are already available. In addition to the 3-manifolds already described (torus bundles over the circle and Seifert fibred spaces over $\mathbb{R}P^2$ or \bar{D} with two exceptional fibres), the nine-tetrahedron results include the following:

- *Seifert fibred spaces over $\mathbb{R}P^2$ and \bar{D} with three exceptional fibres.* In particular, the spaces SFS ($\mathbb{R}P^2 : (2, 1) (2, 1) (2, 1)$) and SFS ($\bar{D} : (2, 1) (2, 1) (2, 1)$) are found.

³These triangulations are enumerated by Matveev in [21] in the equivalent language of special spines.

- *Seifert fibred spaces over several other base orbifolds with one exceptional fibre.* The base orbifolds include the torus, the Klein bottle, the annulus with two reflector boundaries, and the Möbius strip with one reflector boundary. In each case a single $(2, 1)$ exceptional fibre is found.
- *Manifolds with non-trivial JSJ composition.* In particular, a number of spaces are found that begin with a Seifert fibred space over the annulus with a single $(2, 1)$ fibre, followed by a non-trivial identification of the two torus boundaries.

It is therefore hoped that, once completed, the nine-tetrahedron census can offer richer insights into the structures of non-orientable minimal triangulations than what we have seen to date.

Moving beyond the nine-tetrahedron census, one might ask how much further we must go before we move away from graph manifolds. It is noted by Martelli and Petronio [19] that the first hyperbolic manifolds to appear in the orientable census are those of smallest known volume (first seen at nine tetrahedra). It is reasonable to expect the same of the non-orientable census; the smallest volume non-orientable hyperbolic manifold described by Hodgson and Weeks [12] can be triangulated with 11 tetrahedra, though neither the minimality of the volume nor the minimality of the triangulation have been proven.

Finally it must be noted that any extension of the census will require new improvements in the algorithm — the worse-than-exponential growth of the search space means that increased computing power is not enough. Ideally such improvements would involve a blend of topological results (such as those seen in [5]) and pure algorithmic optimisations. The expected yield from higher levels of the census is a great incentive, and so work on the enumeration algorithm is continuing.

References

- [1] Gennaro Amendola and Bruno Martelli, *Non-orientable 3-manifolds of small complexity*, Topology Appl. **133** (2003), no. 2, 157–178.
- [2] ———, *Non-orientable 3-manifolds of complexity up to 7*, Topology Appl. **150** (2005), no. 1-3, 179–195.
- [3] Benjamin A. Burton, *Regina: Normal surface and 3-manifold topology software*, <http://regina.sourceforge.net/>, 1999–2005.
- [4] ———, *Structures of small closed non-orientable 3-manifold triangulations*, Preprint, math.GT/0311113, November 2003.
- [5] ———, *Face pairing graphs and 3-manifold enumeration*, J. Knot Theory Ramifications **13** (2004), no. 8, 1057–1101.
- [6] ———, *Introducing Regina, the 3-manifold topology software*, Experiment. Math. **13** (2004), no. 3, 267–272.
- [7] Patrick J. Callahan, Martin V. Hildebrand, and Jeffrey R. Weeks, *A census of cusped hyperbolic 3-manifolds*, Math. Comp. **68** (1999), no. 225, 321–332.
- [8] Roberto Frigerio, Bruno Martelli, and Carlo Petronio, *Complexity and Heegaard genus of an infinite class of compact 3-manifolds*, Pacific J. Math. **210** (2003), no. 2, 283–297.
- [9] Wolfgang Haken, *Theorie der Normalflächen*, Acta Math. **105** (1961), 245–375.
- [10] ———, *Über das Homöomorphieproblem der 3-Mannigfaltigkeiten. I*, Math. Z. **80** (1962), 89–120.
- [11] John Hempel, *3-manifolds*, Annals of Mathematics Studies, no. 86, Princeton University Press, Princeton, NJ, 1976.
- [12] Craig D. Hodgson and Jeffrey R. Weeks, *Symmetries, isometries and length spectra of closed hyperbolic three-manifolds*, Experiment. Math. **3** (1994), no. 4, 261–274.
- [13] William Jaco and J. Hyam Rubinstein, *0-efficient triangulations of 3-manifolds*, J. Differential Geom. **65** (2003), no. 1, 61–168.
- [14] ———, *Layered triangulations of lens spaces*, In preparation, 2003.

- [15] Hellmuth Kneser, *Geschlossene Flächen in dreidimensionalen Mannigfaltigkeiten*, Jahresbericht der Deut. Math. Verein. **38** (1929), 248–260.
- [16] Bruno Martelli, *Complexity of 3-manifolds*, Preprint, [math.GT/0405250](https://arxiv.org/abs/math/0405250), January 2005.
- [17] Bruno Martelli and Carlo Petronio, *Three-manifolds having complexity at most 9*, Experiment. Math. **10** (2001), no. 2, 207–236.
- [18] ———, *A new decomposition theorem for 3-manifolds*, Illinois J. Math. **46** (2002), 755–780.
- [19] ———, *Complexity of geometric three-manifolds*, Geom. Dedicata **108** (2004), no. 1, 15–69.
- [20] Sergei V. Matveev, *Complexity theory of three-dimensional manifolds*, Acta Appl. Math. **19** (1990), no. 2, 101–130.
- [21] ———, *Tables of 3-manifolds up to complexity 6*, Max-Planck-Institut für Mathematik Preprint Series (1998), no. 67, available from <http://www.mpim-bonn.mpg.de/html/preprints/preprints.html>.
- [22] Jeffrey R. Weeks, *SnapPea (Hyperbolic 3-manifold software)*, <http://www.northnet.org/weeks/index/SnapPea.html>, 1991–2000.

Appendix

For convenience we include a list of all 100 triangulations from the census, named according to the precise parameterisations described in [4]. This allows the reader to cross-reference triangulations and constructions between these two papers. In summary we have the following.

- Triangulations $H_{\tilde{T}...}$ are plugged thin I -bundles, and triangulations $K_{\tilde{T}...}$ are plugged thick I -bundles.
- Triangulations $B_{T...}$ are layered torus bundles, and triangulations $B_{K...}$ are layered Klein bottle bundles. Note that there is one triangulation of $T^2 \times I / \begin{bmatrix} 0 & 1 \\ 1 & 0 \end{bmatrix}$ that can be expressed in both forms.
- Triangulations $E_{6,1}$, $E_{6,2}$ and $E_{6,3}$ are described in [4] as exceptional triangulations. However, both $E_{6,1}$ and $E_{6,2}$ are also layered Klein bottle bundles whose central Klein bottles were not originally included in the parameterisation of [4].
- More specifically, triangulations $B_{T_n...}$ and $B_{K_n...}$ are constructed from thin I -bundles containing precisely n tetrahedra. The four triangulations named $B_{T_8...}$ are not included in the parameterisation of [4], since eight-tetrahedron thin I -bundles were not covered.

For full details, including a precise explanation of the parameterisation system, the reader is referred to [4].

Benjamin A. Burton
 Department of Mathematics, SMGS, RMIT University
 GPO Box 2476V, Melbourne, 3010 VIC, Australia
 (bab@debian.org)

Table 6: All 18 distinct 3-manifolds and their 100 minimal triangulations

Δ	3-Manifold	Triangulations
6	$T^2 \times I / \begin{bmatrix} 1 & 1 \\ 1 & 0 \end{bmatrix}$	$B_{T_6^2 -1,1 1,0}$
	$T^2 \times I / \begin{bmatrix} 0 & 1 \\ 1 & 0 \end{bmatrix}$	$B_{T_6^1 -1,0 -1,1}, B_{T_6^1 0,-1 -1,0}, B_{T_6^1 0,1 1,0} = B_{K_6^2 0,-1 -1,0},$ $B_{T_6^1 1,0 1,-1}, B_{K_6^1 0,-1 -1,0}, E_{6,3}$
	$T^2 \times I / \begin{bmatrix} 1 & 0 \\ 0 & -1 \end{bmatrix}$	$B_{T_6^2 1,0 0,-1}, B_{K_6^1 1,0 0,1}, B_{K_6^2 1,0 0,1}$
	SFS ($\mathbb{R}P^2 : (2, 1) (2, 1)$)	$B_{K_6^1 0,1 1,0}, B_{K_6^2 0,1 1,0}, H_{\tilde{T}_6^1}, H_{\tilde{T}_6^2}, H_{\tilde{T}_6^3},$ $K_{\tilde{T}_5^1}, K_{\tilde{T}_5^2}, K_{\tilde{T}_5^3}, E_{6,2}$
	SFS ($\bar{D} : (2, 1) (2, 1)$)	$B_{K_6^1 -1,0 0,-1}, B_{K_6^2 -1,0 0,-1}, H_{\tilde{T}_6^4}, K_{\tilde{T}_5^4}, E_{6,1}$
7	$T^2 \times I / \begin{bmatrix} 2 & 1 \\ 1 & 0 \end{bmatrix}$	$B_{T_6^2 -1,1 2,-1}, B_{T_6^2 0,-1 -1,2}, B_{T_7 -1,-1 -1,0}, B_{T_7 1,1 1,0}$
	SFS ($\mathbb{R}P^2 : (2, 1) (3, 1)$)	$H_{\tilde{T}_6^1 3,-2}, H_{\tilde{T}_6^1 3,-1}, H_{\tilde{T}_6^2 3,-2}, H_{\tilde{T}_6^2 3,-1}, H_{\tilde{T}_6^3 3,-1},$ $K_{\tilde{T}_5^1 3,-1}, K_{\tilde{T}_5^2 3,-2}, K_{\tilde{T}_5^2 3,-1}, K_{\tilde{T}_5^3 3,-2}, K_{\tilde{T}_5^3 3,-1}$
	SFS ($\bar{D} : (2, 1) (3, 1)$)	$H_{\tilde{T}_6^4 3,-1}, K_{\tilde{T}_5^4 3,-2}, K_{\tilde{T}_5^4 3,-1}$
8	$T^2 \times I / \begin{bmatrix} 3 & 1 \\ 1 & 0 \end{bmatrix}$	$B_{T_6^2 -3,1 1,0}, B_{T_6^2 -2,3 1,-1}, B_{T_6^2 -1,3 1,-2},$ $B_{T_7 -2,-1 -1,0}, B_{T_7 -1,-1 -2,-1}, B_{T_7 2,1 1,0},$ $B_{T_8^1 -1,-1 -1,0}, B_{T_8^1 1,1 1,0}, B_{T_8^2 0,1 1,1}, B_{T_8^2 1,1 1,0}$
	$T^2 \times I / \begin{bmatrix} 3 & 2 \\ 2 & 1 \end{bmatrix}$	$B_{T_6^2 -1,2 2,-3}, B_{T_7 -1,-2 -1,-1}$
	SFS ($\mathbb{R}P^2 : (2, 1) (4, 1)$)	$H_{\tilde{T}_6^1 4,-3}, H_{\tilde{T}_6^1 4,-1}, H_{\tilde{T}_6^2 4,-3}, H_{\tilde{T}_6^2 4,-1}, H_{\tilde{T}_6^3 4,-1},$ $K_{\tilde{T}_5^1 4,-1}, K_{\tilde{T}_5^2 4,-3}, K_{\tilde{T}_5^2 4,-1}, K_{\tilde{T}_5^3 4,-3}, K_{\tilde{T}_5^3 4,-1}$
	SFS ($\mathbb{R}P^2 : (2, 1) (5, 2)$)	$H_{\tilde{T}_6^1 5,-3}, H_{\tilde{T}_6^1 5,-2}, H_{\tilde{T}_6^2 5,-3}, H_{\tilde{T}_6^2 5,-2}, H_{\tilde{T}_6^3 5,-2},$ $K_{\tilde{T}_5^1 5,-2}, K_{\tilde{T}_5^2 5,-3}, K_{\tilde{T}_5^2 5,-2}, K_{\tilde{T}_5^3 5,-3}, K_{\tilde{T}_5^3 5,-2}$
	SFS ($\mathbb{R}P^2 : (3, 1) (3, 1)$)	$H_{\tilde{T}_6^1 3,-1 3,-2}, H_{\tilde{T}_6^2 3,-1 3,-2}, H_{\tilde{T}_6^3 3,-1 3,-2},$ $K_{\tilde{T}_5^1 3,-1 3,-2}, K_{\tilde{T}_5^2 3,-2 3,-1}, K_{\tilde{T}_5^2 3,-1 3,-2}, K_{\tilde{T}_5^3 3,-1 3,-2}$
	SFS ($\mathbb{R}P^2 : (3, 1) (3, 2)$)	$H_{\tilde{T}_6^1 3,-2 3,-2}, H_{\tilde{T}_6^1 3,-1 3,-1}, H_{\tilde{T}_6^2 3,-2 3,-2},$ $H_{\tilde{T}_6^2 3,-1 3,-1}, H_{\tilde{T}_6^3 3,-1 3,-1}, K_{\tilde{T}_5^1 3,-1 3,-1},$ $K_{\tilde{T}_5^2 3,-1 3,-1}, K_{\tilde{T}_5^3 3,-2 3,-2}, K_{\tilde{T}_5^3 3,-1 3,-1}$
	SFS ($\bar{D} : (2, 1) (4, 1)$)	$H_{\tilde{T}_6^4 4,-1}, K_{\tilde{T}_5^4 4,-3}, K_{\tilde{T}_5^4 4,-1}$
	SFS ($\bar{D} : (2, 1) (5, 2)$)	$H_{\tilde{T}_6^4 5,-2}, K_{\tilde{T}_5^4 5,-3}, K_{\tilde{T}_5^4 5,-2}$
	SFS ($\bar{D} : (3, 1) (3, 1)$)	$H_{\tilde{T}_6^4 3,-1 3,-1}, K_{\tilde{T}_5^4 3,-2 3,-1}, K_{\tilde{T}_5^4 3,-1 3,-2}$
SFS ($\bar{D} : (3, 1) (3, 2)$)	$H_{\tilde{T}_6^4 3,-1 3,-2}, K_{\tilde{T}_5^4 3,-1 3,-1}$	