

Immersions of Pants into a Fixed Hyperbolic Surface

Lewis Bowen

June 28, 2018

Abstract

Exploiting a relationship between closed geodesics on a generic closed hyperbolic surface S and a certain unipotent flow on the product space $T_1(S) \times T_1(S)$, we obtain a local asymptotic equidistribution result for long closed geodesics on S . Applications include asymptotic estimates for the number of pants immersions into S satisfying various geometric constraints. Also we show that two closed geodesics γ_1, γ_2 of length close to L chosen uniformly at random have a high probability of partially bounding an immersed 4-holed sphere whose other boundary components also have length close to L .

MSC: 20E09, 20F69, 37E35, 51M10

Keywords: hyperbolic surface, pants, surface subgroup, subgroup growth, equidistribution.

1 Introduction

One motivation for this work came from two well-known conjectures:

Conjecture 1.1. (*The Surface Subgroup Conjecture*) *Let \mathcal{M} be a closed hyperbolic 3-manifold. Then there exists a π_1 -injective map $j : S \rightarrow \mathcal{M}$ from a closed surface S of genus at least 2 into \mathcal{M} .*

Conjecture 1.2. (*The hyperbolic Ehrenpreis conjecture*) (*[Ehrenpreis],[Gendron]*) *Let $\epsilon > 0$ and let S_1, S_2 be two closed hyperbolic surfaces. Then there exists finite-sheeted locally isometric covers \tilde{S}_i of S_i (for $i = 1, 2$) such that there is a $(1+\epsilon)$ bi-Lipschitz homeomorphism between \tilde{S}_1 and \tilde{S}_2 .*

Attempting to understand these conjectures led to the study of immersions of three-holed spheres into 3-manifolds \mathcal{M} and cross products $S_1 \times S_2$; we would like to glue such immersions together to obtain an immersion of a closed surface $S \rightarrow \mathcal{M}$ or $S \rightarrow S_1 \times S_2$ with tight control on its geometric structure.

But the simpler case, that of immersions of three-holed spheres into a closed hyperbolic surface S , is not well-understood. For instance, the following question is unknown.

Question 1.3. *Given $\epsilon > 0$, for sufficiently large L , does there exist a finite sheeted cover $\pi : \tilde{S} \rightarrow S$ such that \tilde{S} admits a pair of pants decomposition, every geodesic of which has length in $(L - \epsilon, L + \epsilon)$?*

Another motivation for the present work comes from a desire to “bridge the gap” between two research areas: group growth and subgroup growth. The former concerns itself with the asymptotic number of elements in a given group of word length less than R , the latter with the asymptotic number of subgroups with finite index less than R . Is there something in between? Among other things, here we study the asymptotic number of conjugacy classes of 2-generator subgroups of a surface group satisfying certain geometric conditions with the aim (not yet realized) of amalgamating these subgroups together to obtain finite index subgroups with geometric constraints.

1.1 Equidistribution Results

Let S be a fixed closed hyperbolic surface. Regard S as the quotient space \mathbb{H}^2/Γ where Γ is a fixed lattice in the group $Isom^+(\mathbb{H}^2)$ ($= PSL_2(\mathbb{R})$) of all orientation-preserving isometries of the hyperbolic plane \mathbb{H}^2 .

Let w be an arbitrary unit vector in the unit tangent bundle $T_1(S)$. Consider the geodesic segment of length L tangent to w with w based at its midpoint. If the tangent vectors e_1, e_2 at the endpoints are close then a short segment can be adjoined to it to obtain a closed path in S . The closed geodesic γ in the homotopy class of this path is very close to the original segment. A calculation we will use often quantifies how close. For example, we show that there is a function $F = (F_1, F_2, F_3)$ of the position of e_1 relative to e_2 such that the distance from w to γ along a geodesic segment orthogonal to w equals $F_1 e^{-L/2} + O(e^{-L})$, the angle at which this segment intersects γ equals $\pi/2 + F_2 e^{-L/2} + O(e^{-L})$ and the length of γ equals $L + F_3 + O(e^{-L})$. Roughly speaking, if the distance between e_1 and e_2 is less than ϵ then $|F_1|, |F_2|, |F_3|$ are all less than ϵ as well. For a precise statement see corollaries 3.4 and 4.2 below.

If the vectors e_1 and e_2 are not close then we push w to its right along an orthogonal geodesic. The pair (e_1, e_2) moves by a product of hypercycle flows in the product space $T_1(S) \times T_1(S)$. Pushing w a distance $O(e^{-L/2})$ amounts to flowing this pair for $O(1)$ time. As L tends to infinity, this product hypercycle flow converges to a product of horocycle flows. As a consequence of Ratner’s work on Raghunathan’s conjectures we show that if the commensurator, $Comm(\Gamma)$, contains only orientation preserving isometries then the latter flow is uniformly equidistributed on the product space. By definition, $Comm(\Gamma)$ is the set of all isometries $g \in Isom(\mathbb{H}^2)$ such that $g\Gamma g^{-1} \cap \Gamma$ has finite index in Γ .

To make this precise, for $w \in T_1(\mathbb{H}^2)$, $T, L > 0$, let $\mu = \mu_{w,T,L}$ be the probability measure on the set

$$\{(w_t G_{-L/2}, w_t G_{L/2}) \in T_1(\mathbb{H}^2) \times T_1(\mathbb{H}^2) \mid 0 \leq t \leq T e^{-L/2}\}$$

induced by Lebesgue measure on $[0, Te^{-L/2}]$. Here w_t is the unit vector obtained by pushing w to its right along an orthogonal geodesic for time t at unit speed. G_L is the geodesic flow for time L . So if σ_t is the segment of length L tangent to w_t with w_t based at its midpoint, then $w_t G_{-L/2}$ and $w_t G_{L/2}$ are the unit vectors tangent to σ_t at its ends and oriented consistently with w_t . Let $\pi_*(\mu_{w,T,L})$ be the projection of $\mu_{w,T,L}$ to $T_1(S) \times T_1(S)$.

Theorem 1.4. *Assume $Comm(\Gamma) < Isom^+(\mathbb{H}^2)$. Let λ be Haar probability measure on $T_1(S)$. Given any continuous function $f : T_1(S) \times T_1(S) \rightarrow \mathbb{C}$ and any $\epsilon_0 > 0$ there exists a $T_0 > 0$ such that for all $T, L > T_0$ and $w \in T_1(\mathbb{H}^2)$*

$$|\pi_*(\mu_{w,T,L})(f) - \lambda \times \lambda(f)| < \epsilon_0.$$

The condition $Comm(\Gamma) < Isom^+(\mathbb{H}^2)$ is generic in the moduli space of genus g surfaces for every genus g (see remark 3.1). With the calculation results, this theorem implies local asymptotic equidistribution for long closed geodesics on S .

To give a sample of what can be obtained, for $l_1 < l_2$ let $\mathcal{G}_L(l_1, l_2)$ be the set of all closed oriented geodesics on S with length in the interval $(L + l_1, L + l_2)$. We allow closed geodesics to cover their images multiple times. So the length of a geodesic γ equals m times the length of its image $\bar{\gamma}$ for some $m \in \mathbb{N}$. The next result concerns the asymptotic number of almost-perpendicular intersections of the union of geodesics in $\mathcal{G}_L(l_1, l_2)$ with a sequence of segments σ_L on the surface.

Theorem 1.5. *Assume $Comm(\Gamma) < Isom^+(\mathbb{H}^2)$. Let $\{\sigma_L\}_{L>0}$ be a sequence of oriented geodesic segments $\sigma_L \subset S$. Assume $length(\sigma_L)e^{L/2} \rightarrow \infty$ as $L \rightarrow \infty$. Let $(l_1, l_2), (a_1, a_2)$ be finite intervals of the real line. Let $N_L = N_L(a_1, a_2, l_1, l_2)$ be the set of unit vectors v such that*

- the basepoint of v is in σ_L ,
- v is tangent to a closed geodesic $\gamma \in \mathcal{G}_L(l_1, l_2)$,
- v is oriented consistently with γ ,
- the angle from v to σ_L is in the interval $\pi/2 + (a_1, a_2)e^{-L/2}$.

Then

$$\#N_L \sim \frac{length(\sigma_L)}{vol(T_1(S))} (a_2 - a_1)(e^{l_2} - e^{l_1})e^{L/2}.$$

Here and throughout the paper, $F \sim G$ means $\lim_{L \rightarrow \infty} \frac{F}{G} = 1$. $vol(T_1(S))$ equals $2\pi area(S) = (2\pi)^2(2genus(S) - 2)$. We also give a new proof of a special case of Rufus Bowen's equidistribution theorem (see theorem 3.6).

1.2 Counting Pants Immersions

We use the theorems above to build and count pants immersions into S by constructing generators for the image subgroup corresponding to two of the boundary components. To state the results, fix $\epsilon > 0$. For $r_1, r_2, r_3, L > 0$ let $\mathcal{P}_L(r_1, r_2, r_3)$ be the set of all locally isometric orientation-preserving immersions $j : P \rightarrow S$ in which P is a hyperbolic three-holed sphere (i.e. a pair of pants) with geodesic boundary components of length l_1, l_2, l_3 satisfying

$$l_i \in r_i L + (-\epsilon, \epsilon)$$

for $i = 1, 2, 3$. We implicitly identify immersions $j_1 : P_1 \rightarrow S$ and $j_2 : P_2 \rightarrow S$ if there is an isometry $\Psi : P_1 \rightarrow P_2$ such that $j_1 = j_2 \circ \Psi$. Thus $\mathcal{P}_L(r_1, r_2, r_3)$ is a finite set. The first result gives asymptotics for the cardinality $|\mathcal{P}_L(r_1, r_2, r_3)|$.

Corollary 1.6. *Assume $\text{Comm}(\Gamma) < \text{Isom}^+(\mathbb{H}^2)$. Then*

$$|\mathcal{P}_L(r_1, r_2, r_3)| \sim \frac{8(e^{\epsilon/2} - e^{-\epsilon/2})^3}{\text{vol}(T_1(S))|\text{Isom}^+(r_1, r_2, r_3)|} e^{(r_1+r_2+r_3)L/2}$$

where $\text{Isom}^+(r_1, r_2, r_3)$ is the orientation-preserving isometry group of the pair of pants with boundary lengths r_1, r_2, r_3 .

For comparison, recall that the number of closed oriented geodesics in S with length in $(L - \epsilon, L + \epsilon)$ is asymptotic to $(e^\epsilon - e^{-\epsilon})e^L/L$ (see e.g. [Buser]). Unlike $|\mathcal{P}_L(r_1, r_2, r_3)|$ it does not depend on the genus of the surface.

We will prove this as a corollary to theorem 1.7 below. Recall that a closed oriented geodesic γ , is a local isometry $\gamma : S^1 \rightarrow S$ from the circle of length $\text{length}(\gamma)$ to S . We identify geodesics γ_1, γ_2 if there is an orientation-preserving isometry $\Psi : S^1 \rightarrow S^1$ such that $\gamma_1 = \gamma_2 \circ \Psi$. Let $\bar{\gamma}$ denote the image of γ so $\text{length}(\bar{\gamma}) = \text{length}(\gamma)/m$ where the map $\gamma : S^1 \rightarrow \bar{\gamma}$ is an m -fold cover.

For $\gamma \in \mathcal{G}_{r_1 L} = \mathcal{G}_{r_1 L}(-\epsilon, \epsilon)$, let $\mathcal{P}_L(r_1, r_2, r_3; \gamma) \subset \mathcal{P}_L(r_1, r_2, r_3)$ denote the subset of immersions ($j : P \rightarrow S$) in which j restricted to some boundary component is equivalent to γ .

Theorem 1.7. *Assume $\text{Comm}(\Gamma) < \text{Isom}^+(\mathbb{H}^2)$. Let $\gamma_L \in \mathcal{G}_{r_1 L}$. If $r_2 + r_3 > r_1$ and $r_1 + r_3 > r_2$ then*

$$|\mathcal{P}_L(r_1, r_2, r_3; \gamma_L)| \sim \frac{4(e^{\epsilon/2} - e^{-\epsilon/2})^2}{\text{vol}(T_1(S))n} \text{length}(\bar{\gamma}_L) \exp(-\text{length}(\gamma_L)/2 + r_2 L/2 + r_3 L/2)$$

where $n = 1$ if $r_2 \neq r_3$, otherwise $n = 2$.

Note if $\mathcal{P}_L(1, 1, 1; \gamma) = \mathcal{P}_L(1, 1, 1; -\gamma)$ for all $\gamma \in \mathcal{G}_L$ (where $-\gamma$ equals γ with reversed orientation) then question 1.3 can be answered affirmatively by gluing the immersions in \mathcal{P}_L together in such a way that every pair of pants $P \in \mathcal{P}_L$ is used exactly once.

By successively gluing together pants immersions, the above theorem can be used to give asymptotic counts for immersions of n -holed spheres. For example, suppose T is an n -holed sphere with a fixed pants decomposition. Consider locally isometric immersions $j : \tilde{T} \rightarrow S$ where \tilde{T} equals T with a hyperbolic metric in which the boundary is totally geodesic and all curves of the pants decomposition have length in $L + (-\epsilon, \epsilon)$. Then the number of such immersions is asymptotic to

$$\frac{h(\epsilon)L^{n-3}e^{nL/2}}{\text{vol}(T_1(S))^{n-2}}$$

where $h(\epsilon) \approx \epsilon^{2n-3}$ depends on the symmetries of the decomposition.

The theorem above can be improved by taking ‘‘twisting’’ into account. For $I \subset \bar{\gamma}$ let $\mathcal{P}_L(r_1, r_2, r_3; \gamma, I) \subset \mathcal{P}_L(r_1, r_2, r_3; \gamma)$ be the subset of pants immersions $j : P \rightarrow S$ such that the shortest curve $\beta \subset P$ from $\partial_1 P$ to $\partial_2 P$ has an endpoint on $\partial_1 P$ which maps to I . Here j restricted to $\partial_1 P$ equals γ and j restricted to $\partial_2 P$ is a closed geodesic of length in $r_2 L + (-\epsilon, \epsilon)$.

Define $\tilde{M} = \tilde{M}(L)$ by:

$$\tilde{M}(L) = \begin{cases} e^{(-r_1 - r_2 + r_3)L/4} & \text{if } r_1, r_2, r_3 \text{ are the sidelengths of a nondegenerate triangle} \\ 1 & \text{if } r_1 + r_2 = r_3 \\ (-r_1 - r_2 + r_3)L/2 & \text{if } r_3 > r_1 + r_2 \end{cases}$$

Theorem 1.8. *Assume $\text{Comm}(\Gamma) < \text{Isom}^+(\mathbb{H}^2)$, $r_2 + r_3 > r_1$ and $r_1 + r_3 > r_2$. Let $\gamma_L \in \mathcal{G}_{r_1 L}$ and I_L be a subsegment of $\bar{\gamma}_L$. If $\text{length}(I_L) \sinh(\tilde{M})e^{r_2 L/2}$ is bounded away from 0 then*

$$|\mathcal{P}_L(r_1, r_2, r_3; \gamma_L, I_L)| \sim \frac{\text{length}(I_L) |\mathcal{P}_L(r_1, r_2, r_3; \gamma_L)|}{\text{length}(\bar{\gamma})}$$

The hypothesis on $\text{length}(I_L)$ is automatically satisfied if $\text{length}(I_L)$ is constant. The coefficient $\sinh(\tilde{M})e^{r_2 L/2}$ is probably not optimal. $\tilde{M}(L)$ is roughly the length of the shortest path from $\partial_1 P$ to $\partial_2 P$. From this result, the Ehrenpreis conjecture follows if we weaken the conclusion so that \tilde{S}_i is no longer required to be closed but is required to have maximum injectivity radius bounded from above (see corollary 5.5).

An application: let T be a hyperbolic 4-holed sphere with its boundary components labeled c_1, c_2, c_3, c_4 . Let c_5 be an oriented simple closed geodesic in the interior separating c_1 and c_2 from c_3 and c_4 . Let α be the shortest path from c_1 to c_5 and let β be the shortest path from c_5 to c_3 . Let τ be the twist parameter of c_5 : τ equals the signed distance from the endpoint of α to the endpoint of β along c_5 with sign determined the orientation of c_5 . The hyperbolic structure on T is determined by the lengths of c_1, \dots, c_5 and τ . Given $r_1, r_2, r_3, r_4, r_5 > 0$ the number of immersions $T \rightarrow S$ in which $\text{length}(c_i) \in r_i L + (-\epsilon, \epsilon)$ for

all i and $|\tau| < \epsilon$ is asymptotic to:

$$\frac{h(\epsilon)e^{(r_1+r_2+r_3+r_4)L/2}}{\text{vol}(T_1(S))^2}$$

where $h(\epsilon) \approx \epsilon^6$. The formula does not depend on r_5 . One explanation for this is that there are three simple closed curves in the interior of a 4-holed sphere. If, for example, we required c_5 to separate c_1, c_3 from c_2, c_4 instead then its length might change but the asymptotic count cannot.

The techniques of this paper can also be used to obtain asymptotic counts for immersions of bordered surfaces with positive genus although that is not taken up here.

1.3 Clotheslines

The next results have to do with the “distance” between geodesics in $\mathcal{G}_L = \mathcal{G}_L(-\epsilon, \epsilon)$. By abuse of notation, we identify the pants P with the immersion $j : P \rightarrow S$. For example, we may write $P \in \mathcal{P}_L(r_1, r_2, r_3)$ to mean $(j : P \rightarrow S) \in \mathcal{P}_L(r_1, r_2, r_3)$.

Definition 1.9. For $\alpha, \beta \in \mathcal{G}_L$, an L -clothesline from α to β is an $(2n - 1)$ -tuple $(\alpha = \gamma_1, P_1, \gamma_2, P_2, \dots, \gamma_{n-1}, P_n, \gamma_n = \beta)$ where $\gamma_i \in \mathcal{G}_L$ for all i , and $P_i \in \mathcal{P}_L(1, 1, 1)$ has boundary components mapping to γ_{i-1} and $-\gamma_i$ where $-\gamma_i$ denotes γ_i with orientation reversed. It is possible to glue the immersions $j_i : P_i \rightarrow S$ together to obtain an immersion

$$j : P_1 \cup_{\gamma_2} P_2 \cup_{\gamma_3} \dots \cup_{\gamma_{n-1}} P_n \rightarrow S$$

from an $(2 + n)$ -holed sphere to S . The length of the clothesline is n . If $\gamma \in \mathcal{G}_L$ has the property that for every $\gamma' \in \mathcal{G}_L$ there is an L -clothesline of length 2 from γ to γ' then we say that γ is regular.

Theorem 1.10. Assume $\text{Comm}(\Gamma) < \text{Isom}^+(\mathbb{H}^2)$. Then for all L sufficiently large, for any pair $\gamma_1, \gamma_2 \in \mathcal{G}_L$ there is an L -clothesline of length 3 from γ_1 to γ_2 . Also

$$\lim_{L \rightarrow \infty} \frac{\#\{\text{regular geodesics in } \mathcal{G}_L\}}{\#\mathcal{G}_L} = 1.$$

If every geodesic in \mathcal{G}_L is regular, then question 1.3 can be answered affirmatively. To see this, let $\gamma_1, \sigma_1 \in \mathcal{G}_L$. Assuming γ_1 say is regular, there exists an immersed four-holed sphere H_1 in S obtained from gluing two pants immersions $P_1, P_2 \in \mathcal{P}_L(1, 1, 1)$ together so that two of the boundary components of H_1 are γ_1 and σ_1 . Let γ_2 and σ_2 be the other two boundary components of H_1 . If γ_2 say is regular, there exists an immersed four-holed sphere H_2 which decomposes as the union of two pants in $\mathcal{P}_L(1, 1, 1)$ and such that γ_2 and σ_2 are two of its boundary components. Suppose this process can be continued indefinitely. Since \mathcal{G}_L is finite, at some later stage we must use the same pair of geodesics in \mathcal{G}_L that we used at an earlier stage. That is, $(\gamma_m, \sigma_m) = (\gamma_n, \sigma_n)$ for some $m < n$. Let $H_m, H_{m+1}, \dots, H_{n-1}$ be the intervening four-holed spheres. By construction, it is possible to glue H_m to H_{m+1} to ... to H_{n-1} to H_m to obtain a closed surface \tilde{S} with a locally isometric immersion into S answering question 1.3.

1.3.1 Organization of Paper

- section 3: The equidistribution results described in the introduction are proven here.
- section 4: The main technique for constructing elements $g \in \Gamma$ by perturbations is detailed here.
- section 5: Methods of the previous section are used to construct pants immersions.
- section 6: The asymptotic counting results presented in the introduction are proven here.
- section 7: The clothesline results are proven here.
- section 8: Main calculations used throughout the paper are presented here. In particular, corollary 3.4 is proven.

Acknowledgements: I'd like to thank Joel Hass with whom conversations about the surface subgroup conjecture eventually led to this project. I'd also like to thank Chris Connell and Chris Judge for many helpful conversations.

2 Notation

Throughout the paper, $\Gamma < PSL_2(\mathbb{R})$ will denote a fixed cocompact discrete group. Let $S = \mathbb{H}^2/\Gamma$. Let $w_0 = (i, i)$ be the unit vector in the upperhalf plane model of \mathbb{H}^2 . Then $PSL_2(\mathbb{R})$ is identified with the unit tangent bundle $T_1(\mathbb{H}^2)$ by $g \rightarrow gw_0$. This identification projects to an identification between $T_1(S)$ and $\Gamma \backslash PSL_2(\mathbb{R})$. If $w \in T_1(\mathbb{H}^2)$ and $w = gw_0$ for $g \in PSL_2(\mathbb{R})$ we may write w^{-1} to mean g^{-1} or wh to mean gh when $h \in PSL_2(\mathbb{R})$.

A pair of pants P is a compact hyperbolic surface with geodesic boundary homeomorphic to the 2-sphere minus 3 open disks. An immersion $j : P \rightarrow S$ will always mean a locally-isometric immersion. Define:

$$V_T := \begin{bmatrix} 1 & 0 \\ T & 1 \end{bmatrix} \quad U_T := \begin{bmatrix} 1 & T \\ 0 & 1 \end{bmatrix} \quad R_\delta := \begin{bmatrix} \cos(\delta/2) & \sin(\delta/2) \\ -\sin(\delta/2) & \cos(\delta/2) \end{bmatrix}$$
$$G_L := \begin{bmatrix} e^{L/2} & 0 \\ 0 & e^{-L/2} \end{bmatrix} \quad Mat[a, b, c, d] := \begin{bmatrix} a & b \\ c & d \end{bmatrix}.$$

We identify these matrices with their images in $PSL_2(\mathbb{C})$. The action $\Gamma g \rightarrow \Gamma g G_t$ on $\Gamma \backslash PSL_2(\mathbb{R})$ is the geodesic flow for time t . We identify these matrices with their images in $PSL_2(\mathbb{C})$. The actions $\Gamma g \rightarrow \Gamma g U_t$ and $\Gamma g \rightarrow \Gamma g V_t$ are distinct horocycle flows (for time t). R_δ is a rotation by the angle δ about the point i in the upperhalf plane model. When discussing a matrix of the form $Mat[a, b, c, d]$ unless otherwise specified we assume $a > 0$ and $ad - bc = 1$.

3 Equidistribution Theorems

In this section, theorem 1.4, theorem 1.5 and a special case of Rufus Bowen's equidistribution theorem (theorem 3.6) are proven. But first, we note that the hypothesis $Comm(\Gamma) < Isom^+(\mathbb{H}^2)$ is generic.

Remark 3.1. By work of Margulis (see e.g. [Zimmer]), if Γ is not arithmetic, then Γ has finite index in $Comm(\Gamma)$. Hence \mathbb{H}^2/Γ finitely covers $\mathbb{H}^2/Comm(\Gamma)$. The covering map induces a map from the moduli space of $\mathbb{H}^2/Comm(\Gamma)$ into the moduli space of \mathbb{H}^2/Γ . It can be shown that if $Comm(\Gamma)$ contained orientation-reversing elements then the dimension of the moduli space of $\mathbb{H}^2/Comm(\Gamma)$ is strictly less than the dimension of the moduli space of \mathbb{H}^2/Γ . Thus, $Comm(\Gamma) < Isom^+(\mathbb{H}^2)$ holds generically.

3.1 Unipotent Flows on the Product

Consider a unipotent flow on supported on

$$\Gamma \backslash PSL_2(\mathbb{R}) \times \Gamma \backslash PSL_2(\mathbb{R}) = T_1(S) \times T_1(S)$$

of the form $(\Gamma g_1, \Gamma g_2) \rightarrow (\Gamma g_1 U_t, \Gamma g_2 k U_t k^{-1})$ where $k \in Isom(\mathbb{H}^2)$ and U_t is given in section 2. For $g_1, g_2 \in PSL_2(\mathbb{R})$ let ω_{T, g_1, g_2} be the probability measure on

$$\{(\Gamma g_1 U_t, \Gamma g_2 k U_t k^{-1}) : t \in [0, T]\}$$

obtained from Lebesgue measure on $[0, T]$. The orbit of $(\Gamma g_1, \Gamma g_2)$ under the flow is said to be equidistributed with respect to a probability measure λ' on $T_1(S) \times T_1(S)$ if ω_{T, g_1, g_2} converges to λ' in the weak* topology as T tends to infinity. The orbit is said to be exceptional if it not equidistributed with respect to the product Haar measure $\lambda \times \lambda$. The next lemma implies that the commensurator of Γ essentially classifies the exceptional orbits.

Lemma 3.2. *Suppose that the orbit of $(\Gamma g_1, \Gamma g_2) \in T_1(S) \times T_1(S)$ under the unipotent flow $(\Gamma g_1, \Gamma g_2) \rightarrow (\Gamma g_1 U_t, \Gamma g_2 k U_t k^{-1})$ is not equidistributed with respect to the product Haar measure on $T_1(S) \times T_1(S)$. Then there exists a closed subgroup $H < PSL_2(\mathbb{R}) \times PSL_2(\mathbb{R})$ such that*

- *the closure of the orbit of $(\Gamma g_1, \Gamma g_2)$ equals $(\Gamma g_1, \Gamma g_2)H$,*
- *$Stab(\Gamma g_1, \Gamma g_2) \cap H$ is a lattice in H where $Stab(\Gamma g_1, \Gamma g_2)$ is the stabilizer of $(\Gamma g_1, \Gamma g_2)$ in $PSL_2(\mathbb{R}) \times PSL_2(\mathbb{R})$,*
- *the orbit of $(\Gamma g_1, \Gamma g_2)$ is equidistributed with respect to the probability measure λ_H on $(\Gamma g_1, \Gamma g_2)H$ induced by Haar measure on H ,*
- *$H = H_T := \{(g, k U_T g U_T^{-1} k^{-1}) : g \in PSL_2(\mathbb{R})\}$ for some $T \in \mathbb{R}$,*

- $g_2kU_Tg_1^{-1} \in Comm(\Gamma)$.

Proof. The first three statements follow from Ratner's work on Ragnathan's conjectures [Ratner]. Both factors of $(\Gamma \times \Gamma)H$ project onto $\Gamma \backslash PSL_2(\mathbb{R})$. The classification of closed subgroups of $PSL_2(\mathbb{R}) \times PSL_2(\mathbb{R})$ implies that H has the form

$$H = \{(g, hgh^{-1} | g \in PSL_2(\mathbb{R}))\}$$

for some $h \in Isom(\mathbb{H}^2)$. The fourth statement now follows from the fact that the group $\{(U_t, kU_tk^{-1}) : t \in \mathbb{R}\}$ fixes $(\Gamma \times \Gamma)H$.

We show that the last statement follows from the second and fourth. Note

$$(g_1, g_2)^{-1}(\Gamma \times \Gamma)(g_1, g_2) = Stab(\Gamma g_1, \Gamma g_2).$$

Hence $(\Gamma \times \Gamma) \cap (g_1, g_2)H(g_1, g_2)^{-1}$ is a lattice in $(g_1, g_2)H(g_1, g_2)^{-1}$. But

$$\begin{aligned} (g_1, g_2)H(g_1, g_2)^{-1} &= \left\{ (g_1gg_1^{-1}, g_2kU_TgU_T^{-1}k^{-1}g_2^{-1}) : g \in PSL_2(\mathbb{R}) \right\} \\ &= \left\{ (g, (g_2kU_Tg_1^{-1})g(g_1U_T^{-1}k^{-1}g_2^{-1})) : g \in PSL_2(\mathbb{R}) \right\}. \end{aligned}$$

Thus $g_2kU_Tg_1^{-1} \in Comm(\Gamma)$. □

Corollary 3.3. *If $Comm(\Gamma)$ does not contain any orientation-reversing elements, then the orbit of any $(\Gamma g_1, \Gamma g_2) \in \Gamma \backslash PSL_2(\mathbb{R}) \times \Gamma \backslash PSL_2(\mathbb{R})$ under the flow $(\Gamma g_1, \Gamma g_2) \rightarrow (\Gamma g_1U_t, \Gamma g_2V_t)$ is equidistributed with respect to the product Haar measure on $T_1(S) \times T_1(S)$ where V_t is defined in section 2.*

Proof. There exists $k \in Isom(\mathbb{H}^2)$ with $V_t = kU_tk^{-1}$. Every such k is orientation-reversing. Hence $g_2kU_Tg_1^{-1}$ is orientation-reversing for any $T \in \mathbb{R}, g_1, g_2 \in \Gamma$. The fifth statement of the lemma above now implies the corollary. □

3.2 Hypercycle Flows

Given a geodesic $\sigma \subset \mathbb{H}^2$, its radius r -neighborhood is bounded by two constant-curvature curves which we call hypercycles of radius r . The unit vector $w_0 = (i, i)$ (in the upper half plane model) is normal to two distinct radius r hypercycles, \mathcal{V}_r and \mathcal{U}_r . Assume that \mathcal{V}_r partially bounds the radius r neighborhood $N_r(\sigma)$ of a geodesic for which w_0 is an outer unit normal. See figure 1. Orient \mathcal{V}_r and \mathcal{U}_r so that their endpoints at infinity in the upper half plane model are ordered from negative to positive. Define $w_0V_{r,t} \in T_1(\mathbb{H}^2)$ so that $w_0V_{r,t}$ is normal to \mathcal{V}_r , on the same side of \mathcal{V}_r as w_0 and the map $t \rightarrow basepoint(w_0V_{r,t})$ parametrizes \mathcal{V}_r by arclength in an orientation-preserving manner. This defines a flow on $T_1(\mathbb{H}^2)$ by setting $(gw_0)V_{r,t} = g(w_0V_{r,t})$ for any $g \in PSL_2(\mathbb{R})$. Define $U_{r,t}$ similarly. $V_{r,t}$ and $U_{r,t}$ are distinct hypercycle flows that converge to V_t and U_t as $r \rightarrow \infty$. These flows descend to flows on $\Gamma \backslash PSL_2(\mathbb{R})$.

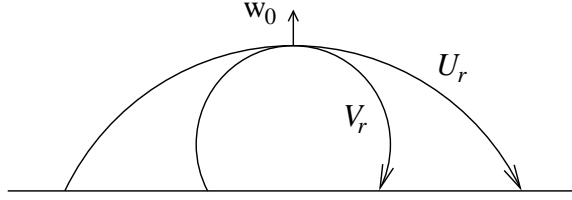


Figure 1: Hypercycles \mathcal{V}_r and \mathcal{U}_r .

Proof. (of theorem 1.4) For $T > 0$ and $z = (z_1, z_2) \in T_1(S)$, let $\nu_{T,z}$ be the probability measure on

$$\{(z_1 U_t, z_2 V_t) : t \in [0, T]\}$$

obtained from Lebesgue measure on $[0, T]$. By the previous corollary $\nu_{T,z}$ converges to $\lambda \times \lambda$ in the weak* topology as $T \rightarrow \infty$. Convergence is uniform in z since $T_1(S) \times T_1(S)$ is compact. Thus there exists a $T'_0 > 0$ such that for all $T > T'_0$,

$$|\nu_{T,z}(f) - \lambda \times \lambda(f)| < \epsilon_0/2$$

for all z . A standard calculation shows that for any $w \in T_1(S)$ if $w_t := wR_{-\pi/2}G_tR_{\pi/2}$ then

$$(w_t G_{-L/2}, w_t G_{L/2}) = \left((wG_{-L/2})U_{L/2,t \cosh(L/2)}, (wG_{L/2})V_{L/2,t \cosh(L/2)} \right).$$

Thus $\mu_{w,T,L}$ is the probability measure on

$$\left\{ \left((wG_{-L/2})U_{L/2,t \cosh(L/2)e^{-L/2}}, (wG_{L/2})V_{L/2,t \cosh(L/2)e^{-L/2}} \right) \mid 0 \leq t \leq T \right\}$$

induced from Lebesgue measure on $[0, T]$. Since $(U_{L/2,t}, V_{L/2,t})$ converges to (U_t, V_t) as $L \rightarrow \infty$, it follows that any weak* subsequential limit of $\{\mu_{w,T,L}\}_{L>0}$ is equal to $\nu_{T/2,z}$ for some $z \in T_1(S) \times T_1(S)$. Thus there exists a $T_0 \geq T'_0$ such that

$$|\mu_{w,T,L}(F) - \lambda \times \lambda(F)| < \epsilon_0$$

for all $L > T_0$. □

3.3 Proof of theorem 1.5

To prove theorem 1.5 we need the following calculation which is proven as a corollary to theorem 8.2 below.

Corollary 3.4. Let $F = (F_1, F_2, F_3) : (0, \infty) \times \mathbb{R}^2 \rightarrow \mathbb{R}^3$ be defined by

$$F(a, b, c) = \left(\frac{c-b}{a}, \frac{c+b}{a}, 2\ln(a) \right).$$

Let $B > 0$. Suppose $w \in T_1(\mathbb{H}^2)$, $g \in PSL_2(\mathbb{R})$ and $gwG_{-L/2} = wG_{L/2}Mat[a, b, c, d]$ for some $a, b, c, d \in \mathbb{R}$ with $|\ln(a)|, |b|, |c|, |d-1| < B$ and $ad - bc = 1$. Let $axis(w)$ denote the geodesic in \mathbb{H}^2 tangent to w oriented consistently with w . Let w^\perp be a unit vector perpendicular to w so that (w, w^\perp) is a positively oriented frame. Then the signed distance between the basepoint of w and $axis(w^\perp) \cap axis(g)$ equals

$$F_1(a, b, c)e^{-L/2} + O((B+1)^3e^{-L}).$$

The sign is positive iff $axis(w^\perp) \cap axis(g)$ is on the right side of $axis(w)$. The angle from $axis(g)$ to $axis(w^\perp)$ equals

$$\pi/2 + F_2(a, b, c)e^{-L/2} + O((B+1)^2e^{-L}).$$

Also the translation length g satisfies

$$tr.length(g) = L + F_3(a, b, c) + O((B+1)e^{-L}).$$

We will also need the following volume identity.

Lemma 3.5. For a compact set $X \subset (0, \infty) \times \mathbb{R}^2$ define

$$\mathcal{B}_X = \{Mat[a, b, c, d] \in PSL_2(\mathbb{R}) : F(a, b, c) \in X\}$$

where $F(\cdot)$ is defined in corollary 3.4. Then the volume, $vol(\mathcal{B}_X)$, of \mathcal{B}_X with respect to the standard volume form on $PSL_2(\mathbb{R})$ satisfies

$$vol(\mathcal{B}_X) = \int_X e^{x_3} dx$$

where $x = (x_1, x_2, x_3)$ and the integral is with respect to Euclidean volume.

Proof. Without loss of generality, we may assume that X is the product of compact intervals $X = I_1 \times I_2 \times [l_1, l_2]$ and that X is small enough so that for any $g \in PSL_2(\mathbb{R})$ the map $h \rightarrow \Gamma gh \in \Gamma \backslash PSL_2(\mathbb{R})$ is injective when restricted to \mathcal{B}_X .

Suppose \tilde{v} is a unit vector in $T_1(\mathbb{H}_2)$ and there exists an element $g \in \Gamma$ such that

$$g\tilde{v}G_{-L/2} \in \tilde{v}G_{L/2}\mathcal{B}_X.$$

Then g is unique by hypotheses on X , so we may write $g = g_{\tilde{v}}$. The projection of $axis(g_{\tilde{v}})$ to S is an oriented geodesic $\gamma \in \mathcal{G}_L(l_1, l_2)$. Let v be the projection of \tilde{v} to $T_1(S)$. γ is uniquely determined by v , so we may write $\gamma = \gamma_v$.

Let $\Omega_L \subset T_1(S)$ be the set of all vectors v such that γ_v exists and is in $\mathcal{G}_L(l_1, l_2)$. The proof proceeds by calculating the volume of Ω_L in two different ways.

For any geodesic $\gamma \in \mathcal{G}_L(l_1, l_2)$ define

$$\Omega(\gamma) = \{v \in T_1(S) : \gamma = \gamma_v\}.$$

From the corollary 3.4, it follows that $\Omega(\gamma)$ is approximately the set of all vectors $v \in T_1(S)$ such that there is a geodesic segment $\beta \subset S$ satisfying

- v is based at an endpoint of β and is perpendicular to β there,
- the other endpoint of β is in γ
- $length(\beta) \in I_1 e^{-L/2} + O(e^{-L})$
- the angle from β to γ is in $I_2 e^{-L/2} + O(e^{-L})$.

Hence the volume of $\Omega(\gamma)$ satisfies

$$vol(\Omega(\gamma)) = length(\gamma)length(I_1)length(I_2)e^{-L} + O(Le^{-3L/2}).$$

The hypotheses on X imply that for different $\gamma_1, \gamma_2 \in \mathcal{G}_L(l_1, l_2)$, the intersection $\Omega(\gamma_1) \cap \Omega(\gamma_2)$ is empty. By definition,

$$\Omega_L = \bigcup_{\gamma \in \mathcal{G}_L(l_1, l_2)} \Omega(\gamma).$$

So

$$\begin{aligned} vol(\Omega_L) &= \sum_{\gamma \in \mathcal{G}_L(l_1, l_2)} vol(\Omega(\gamma)) \\ &= \sum_{\gamma \in \mathcal{G}_L(l_1, l_2)} [length(\gamma)length(I_1)length(I_2)e^{-L} + O(Le^{-3L/2})]. \end{aligned}$$

It is well-known that

$$\#\mathcal{G}_L(l_1, l_2) \sim \frac{e^{l_2} - e^{l_1}}{L} e^L.$$

See for example [Buser]. Thus

$$vol(\Omega_L) \sim length(I_1)length(I_2)(e^{l_2} - e^{l_1}).$$

Let $f_L : T_1(S) \rightarrow T_1(S) \times T_1(S)$ be the map

$$f_L(v) = (vG_{-L/2}, vG_{L/2}).$$

Let λ be Haar probability measure on $T_1(S)$. The key observation is that the equidistribution theorem 1.4 implies that the push-forward measure $f_{L*}(\lambda)$ converges to $\lambda \times \lambda$ in the weak* topology as L tends to infinity. So

$$\begin{aligned} \text{vol}(\Omega_L) &= \text{vol}(T_1(S))\lambda(\Omega_L) \\ &= \text{vol}(T_1(S))f_{L*}(\lambda)(\{(\Gamma g_1, \Gamma g_2) \mid \Gamma g_1 \in \Gamma g_2 \mathcal{B}_X\}) \\ &\sim \text{vol}(T_1(S))\lambda \times \lambda(\{(\Gamma g_1, \Gamma g_2) \mid \Gamma g_1 \in \Gamma g_2 \mathcal{B}_X\}) \\ &= \text{vol}(\mathcal{B}_X). \end{aligned}$$

Hence $\text{vol}(\mathcal{B}_X) = \text{length}(I_1)\text{length}(I_2)(e^{l_2} - e^{l_1}) = \int_X e^{x_3} dx$. □

Now we are ready to prove theorem 1.5

Proof. (of theorem 1.5) Let I be a finite interval in \mathbb{R} . Let $X = I \times [a_1, a_2] \times [l_1, l_2]$, let \mathcal{B}_X be as defined in the previous lemma. Without loss of generality we may assume that X is small enough so that for any $g \in PSL_2(\mathbb{R})$ the map $h \rightarrow \Gamma gh \in \Gamma \backslash PSL_2(\mathbb{R})$ is injective when restricted to \mathcal{B}_X .

Let W_L be the set of all unit vectors v perpendicular to σ_L . To prove the theorem, we will estimate the length of $W_L \cap \Omega_L$ in two different ways where Ω_L is as defined in the previous lemma.

It follows from corollary 3.4 that each connected component of $\Omega_L \cap W_L$ has length equal to $\text{length}(I_1)e^{-L/2} + O(e^{-L})$ except if this component contains an endpoint of σ_L . The latter contributes an asymptotically negligible amount to the length of $W_L \cap \Omega_L$ and so it can be ignored. Thus,

$$\text{length}(W_L \cap \Omega_L) \sim \#N_L(a_1, a_2, l_1, l_2)\text{length}(I_1)e^{-L/2}.$$

Let $w \in W_L$ be based at an endpoint of σ_L . Let $\mu = \mu_{\tilde{w}, T, L}$ be as defined in theorem 1.4 where $\tilde{w} \in T_1(\mathbb{H}^2)$ projects to w . Let $T_L = e^{L/2}\text{length}(\sigma_L)$. It follows from that theorem that

$$\begin{aligned} \frac{\text{length}(W_L \cap \Omega_L)}{\text{length}(\sigma_L)} &= \pi_*(\mu_{\tilde{w}, T, L})(\{(\Gamma g_1, \Gamma g_2) \mid \Gamma g_1 \in \Gamma g_2 \mathcal{B}_X\}) \\ &\sim \lambda \times \lambda(\{(\Gamma g_1, \Gamma g_2) \mid \Gamma g_1 \in \Gamma g_2 \mathcal{B}_X\}) \\ &= \frac{\text{vol}(\mathcal{B}_X)}{\text{vol}(T_1(S))}. \end{aligned}$$

So

$$\#N_L(a_1, a_2, l_1, l_2)\text{length}(I_1)e^{-L/2} \sim \frac{\text{vol}(\mathcal{B}_X)\text{length}(\sigma_L)}{\text{vol}(T_1(S))}.$$

The previous lemma now implies the theorem. □

3.4 Rufus Bowen's Equidistribution Theorem

For any closed geodesic $\gamma \subset T_1(S)$ let ν_γ be the measure on $T_1(S)$, supported on the vectors tangent to γ , induced by Lebesgue measure. The total mass of ν_γ equals the length of γ . Recall that \mathcal{G}_L is the set of all oriented closed geodesics γ in S with length in $(L - \epsilon, L + \epsilon)$.

The next theorem was proven first by Rufus Bowen [Bowen, R] in the more general context of Axiom A flows. Our proof is significantly shorter although we invoke Ratner's theorems (lemma 3.2).

Theorem 3.6. *Assume $\text{Comm}(\Gamma) < \text{Isom}^+(\mathbb{H}^2)$. Given L, ϵ , let*

$$\nu_L = \nu_{L,\epsilon} = \frac{1}{N} \sum_{\gamma \in \mathcal{G}_L} \nu_\gamma$$

where $N > 0$ is chosen so that $\nu_{L,\epsilon}$ is a probability measure. Then, as L tends to infinity, $\nu_{L,\epsilon}$ converges to λ , the Haar probability measure on $T_1(S)$, in the weak* topology.

Proof. Let $X = [-\epsilon, \epsilon]^3$. Let $\mathcal{B}_X, \Omega(\gamma), \Omega_L$ be as defined in lemma 3.5. Let ω_γ be the measure on $T_1(S)$ defined by

$$\omega_\gamma = \chi_{\Omega(\gamma)} \lambda$$

where $\chi_{\Omega(\gamma)}$ is the characteristic function of $\Omega(\gamma)$. The total mass of ω_γ is the λ -measure of $\Omega(\gamma)$. Let

$$\omega_L = \frac{1}{\lambda(\Omega_L)} \sum_{\gamma \in \mathcal{G}_L} \omega_\gamma = \frac{1}{\lambda(\Omega_L)} \chi_{\Omega_L} \lambda.$$

ω_L is a probability measure.

Claim: ω_L converges to λ in the weak* topology as L tends to infinity.

Proof: Let $f_L : T_1(S) \rightarrow T_1(S) \times T_1(S)$ be the map

$$f_L(w) = (wG_{-L/2}, wG_{L/2}).$$

Let W be an open subset of $T_1(S)$. Let λ_W be the probability measure

$$\lambda_W = \frac{\chi_W \lambda}{\lambda(W)}.$$

The key observation is that the equidistribution theorem 1.4 implies that the push-forward measure $f_{L*}(\lambda_W)$ converges to $\lambda \times \lambda$ in the weak* topology as L tends to infinity. So

$$\begin{aligned} \omega_L(W) &= \frac{\lambda(\Omega_L \cap W)}{\lambda(\Omega_L)} \\ &= \frac{\lambda_W(\Omega_L) \lambda(W)}{\lambda(\Omega_L)} \\ &= \frac{f_{L*}(\lambda_W)(\{(\Gamma g_1, \Gamma g_2) \mid \Gamma g_1 \in \Gamma g_2 \mathcal{B}_X\}) \lambda(W)}{\lambda(\Omega_L)} \\ &\sim \frac{\lambda(\Gamma \mathcal{B}_X) \lambda(W)}{\lambda(\Omega_L)}. \end{aligned}$$

Substitute $W = T_1(S)$ in the above to obtain

$$1 \sim \frac{\lambda(\Gamma\mathcal{B}_X)}{\lambda(\Omega_L)}.$$

Thus $\omega_L(W) \sim \lambda(W)$. Since Ω is arbitrary, ω_L converges to λ as claimed.

Now let $f : T_1(S) \rightarrow \mathbb{C}$ be any continuous function. We will show that $|\omega_L(f) - \nu_L(f)|$ tends to zero as L tends to infinity. Since ω_L converges to λ this will imply the theorem.

Let $A_L = \epsilon^2 e^{-L}$. It follows as in lemma 3.5 that A_L is the approximate area of a cross section of $\Omega(\gamma)$. Indeed, for any $\gamma \in \mathcal{G}_L$, $\text{vol}(\Omega(\gamma)) = A_L \text{length}(\gamma) + O(Le^{-3L/2})$. So

$$\frac{\lambda(\Omega(\gamma))}{\text{length}(\gamma)} = \frac{A_L}{\text{vol}(T_1(S))} + O(e^{-3L/2}).$$

Thus

$$\begin{aligned} \frac{\lambda(\Omega_L)}{N} &= \frac{\sum_{\gamma \in \mathcal{G}_L} \lambda(\Omega(\gamma))}{\sum_{\gamma \in \mathcal{G}_L} \text{length}(\gamma)} \\ &= \frac{\sum_{\gamma \in \mathcal{G}_L} [A_L \text{length}(\gamma) / \text{vol}(T_1(S)) + O(Le^{-3L/2})]}{\sum_{\gamma \in \mathcal{G}_L} \text{length}(\gamma)} \\ &= A_L / \text{vol}(T_1(S)) + O(e^{-3L/2}). \end{aligned}$$

Let $\delta > 0$. Choose L larger if necessary so that $|f(x) - f(y)| < \delta$ if $\text{distance}(x, y) < 2\epsilon e^{-L/2}$. It follows that

$$|\omega_\gamma(f) - \frac{\lambda(\Omega(\gamma))}{\text{length}(\gamma)} \nu_\gamma(f)| \leq \lambda(\Omega(\gamma)) \delta$$

for any $\gamma \in \mathcal{G}_L$. But,

$$\begin{aligned} \left| \frac{\lambda(\Omega_L)}{N} - \frac{\lambda(\Omega(\gamma))}{\text{length}(\gamma)} \right| &\leq \left| \frac{\lambda(\Omega_L)}{N} - \frac{A_L}{\text{vol}(T_1(S))} \right| + \left| \frac{A_L}{\text{vol}(T_1(S))} - \frac{\lambda(\Omega(\gamma))}{\text{length}(\gamma)} \right| \\ &= O(e^{-3L/2}). \end{aligned}$$

So

$$\begin{aligned} \left| \omega_\gamma(f) - \frac{\lambda(\Omega_L)}{N} \nu_\gamma(f) \right| &\leq \left| \omega_\gamma(f) - \frac{\lambda(\Omega(\gamma))}{\text{length}(\gamma)} \nu_\gamma(f) \right| + \left| \frac{\lambda(\Omega(\gamma))}{\text{length}(\gamma)} \nu_\gamma(f) - \frac{\lambda(\Omega_L)}{N} \nu_\gamma(f) \right| \\ &\leq \lambda(\Omega(\gamma)) \delta + O(\nu_\gamma(f) e^{-3L/2}). \end{aligned}$$

Thus:

$$\begin{aligned}
|\omega_L(f) - \nu_L(f)| &= \left| \sum_{\gamma \in \mathcal{G}_L} \frac{1}{\lambda(\Omega_L)} \omega_\gamma(f) - \frac{1}{N} \nu_\gamma(f) \right| \\
&\leq \frac{1}{\lambda(\Omega_L)} \sum_{\gamma \in \mathcal{G}_L} \left| \omega_\gamma(f) - \frac{\lambda(\Omega_L)}{N} \nu_\gamma(f) \right| \\
&\leq \delta + O(\nu_L(\gamma) e^{-L/2}).
\end{aligned}$$

Since $\delta > 0$ is arbitrary, $|\omega_L(f) - \nu_L(f)| \rightarrow 0$ as L tends to infinity as claimed. Since f is arbitrary and ω_L converges to λ , ν_L also converges to λ . □

4 Constructing Isometries in Γ

Define

$$\mathcal{B}_\epsilon = \{Mat[a, b, c, d] \in PSL_2(\mathbb{R}) \mid F(a, b, c) \in \{-\epsilon, \epsilon\}\}$$

where F is as defined in corollary 3.4.

Motivating Problem: given a vector $w \in T_1(\mathbb{H}^2)$, and $L, \epsilon > 0$, find if possible an isometry $g \in \Gamma$ such that $tr.length(g)$ (the translation length of g) is in $(L - \epsilon, L + \epsilon)$ and the axis of g is close to $axis(w)$, the geodesic in \mathbb{H}^2 tangent to w .

If there exists $g \in \Gamma$ such that $gwG_{-L/2} \in wG_{L/2}\mathcal{B}_\epsilon$ then let $g_L(w) = g$. If ϵ is small enough (depending on the minimum injectivity radius of S) then $g_L(w)$ is unique if it exists. We always assume this is the case in what follows. Let $w_t = wR_{-\pi/2}G_tR_{\pi/2}$. w_t is obtained by pushing w to its right a distance t along a geodesic.

Corollary 4.1. *Assume $Comm(\Gamma) < Isom^+(\mathbb{H}^2)$. Then there exists a constant $L_0 > 0$ such that for any $L > L_0$ and any $w \in T_1(S)$ there exists a time t with $0 \leq t \leq L_0 e^{-L/2}$ such that $g_L(w_t)$ exists.*

Proof. Let $f : T_1(S) \times T_1(S) \rightarrow [0, 1]$ be a continuous nonzero function with support contained in

$$\left\{ (\Gamma g_1, \Gamma g_2) \mid \Gamma g_2 \in \Gamma g_1 \mathcal{B}_\epsilon \right\}.$$

By theorem 1.4 there exists a L_0 such that for all $T, L > L_0$ and $w \in T_1(\mathbb{H}^2)$ the support of $\pi_*(\mu_{w,T,L})$ intersects the support of f . This implies that for some t with $0 \leq t < L_0 e^{-L/2}$ (depending on $L > L_0$ and w), $w_t G_{-L/2} \in w_t G_{L/2} \mathcal{B}_\epsilon$ and thus $g_L(w_t)$ exists. □

The next result quantifies how close $axis(g_L(w))$ is to $axis(w)$ from the perspective of an observer on a geodesic $\tilde{\gamma}$ parallel to $axis(w)$. It is proven in section 8.2 as a corollary to theorem 8.2.

Corollary 4.2. *Let $F = (F_1, F_2, F_3) : (0, \infty) \times \mathbb{R}^2 \rightarrow \mathbb{R}^3$ be defined as in corollary 3.4. Suppose $w \in T_1(\mathbb{H}^2)$, $g := g_L(w)$ exists and $gwG_{-L/2} = wG_{L/2}Mat[a, b, c, d]$ for some $a, b, c, d \in \mathbb{R}$ with $|\ln(a)|, |b|, |c|, |d - 1| < B$. Let $axis(w)$ be oriented consistently with w . Let $\tilde{\gamma}$ be an oriented geodesic in \mathbb{H}^2 satisfying*

- $\tilde{\gamma}$ is on the left side of $axis(w)$ and
- $axis(w)$ is on the right side of $\tilde{\gamma}_1$.

See figure 2. Also assume that the shortest path from $\tilde{\gamma}$ to $axis(w)$

- contains the basepoint of w ,
- intersects $\tilde{\gamma}$ in a point p and
- has length $M = M(L)$ where either $M = m_1 e^{-m_2 L}$ for some $0 \leq m_2 < 1/2$ or $M = m_3 + m_4 L > 0$ for some $m_4 \geq 0$.

Then the shortest path between $\tilde{\gamma}$ and $axis(g)$ has length

$$M + F_1(a, b, c)e^{-L/2} + O((B + 1)^2 \coth(M)e^{-L})$$

and intersects $\tilde{\gamma}$ in a point q . The signed distance from p to q equals

$$F_2(a, b, c)e^{-L/2} / \sinh(M) + O((B + 1)^3 e^{-3L/2} / \sinh^3(M)).$$

The sign is positive depending on whether q is before or after p with respect to the orientation on $\tilde{\gamma}$. The translation length of g equals

$$L + F_3(a, b, c) + O((B + 1)e^{-L}).$$

5 Constructing Pants

Assume as given: positive numbers $r_1, r_2, r_3, L, \epsilon > 0$, a closed oriented geodesic γ_1 in S of length $l_1 \in (r_1 L - \epsilon, r_1 L + \epsilon)$ and a point p on γ_1 .

Motivating Problem: assuming L is sufficiently large, construct an immersion of a pair of pants P into S such that γ_1 is the image of one of the boundary components and the others γ_2, γ_3 have length in $r_2 L + (-\epsilon, \epsilon), r_3 L + (-\epsilon, \epsilon)$ respectively. Also, the shortest path from γ_1 to γ_2 should have one endpoint close to p and the orientation induced on γ_1 by P should be its given orientation.

We will use the construction from the previous section to solve this problem under additional mild hypotheses. But first we need a lemma.

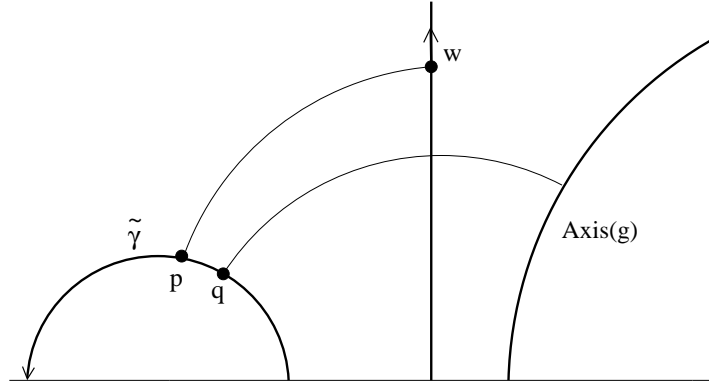


Figure 2: $\tilde{\gamma}$, w and $axis(g)$ in the upperhalf plane model.

Lemma 5.1. *Let $g_1, g_2 \in PSL_2(\mathbb{R})$ be two hyperbolic isometries with disjoint axes. For $i = 1, 2$ let $l_i = tr.length(g_i)$. Suppose there exists $l_3 \geq 0$ satisfying*

$$\cosh(l_3/2) = \sinh(l_1/2) \sinh(l_2/2) \cosh(M) - \cosh(l_1/2) \cosh(l_2/2)$$

where M is the length of the shortest path between $axis(g_1)$ and $axis(g_2)$. Let C denote the convex hull of the limit set of $\langle g_1, g_2 \rangle$ (the group generated by g_1, g_2). Then the quotient $C / \langle g_1, g_2 \rangle$ is a hyperbolic pair of pants P and l_1, l_2, l_3 are the lengths of the boundary components.

In the sequel, if $g_1, g_2 \in \Gamma$ satisfy the hypotheses above, we will say that $\{g_1, g_2\}$ determines P and the immersion $j : P \rightarrow S$ induced by inclusion $\langle g_1, g_2 \rangle < \Gamma$.

Proof. There are two distinct right angled hexagons $\mathcal{H}_1, \mathcal{H}_2$ satisfying:

- $\mathcal{H}_1, \mathcal{H}_2$ are bounded by $axis(g_1)$, $axis(g_2)$ and the common perpendicular between $axis(g_1)$ and $axis(g_2)$
- the sides of \mathcal{H}_1 and \mathcal{H}_2 contained in $axis(g_1)$ and $axis(g_2)$ each have length $tr.length(l_1)/2$ and $tr.length(l_2)/2$ respectively.

See figure 3. $\mathcal{F} := \mathcal{H}_1 \cup \mathcal{H}_2$ is a fundamental domain for the action of $\langle g_1, g_2 \rangle$ on the convex hull of its limit set. For $i = 1, 2$, the side of \mathcal{F} contained in $axis(g_i)$ has length $tr.length(g_i)$ and maps onto a boundary component of the quotient. Also the side of \mathcal{H}_i opposite the common perpendicular between $axis(g_1)$ and $axis(g_2)$ has length $l_3/2$. The above equation follows from the law of cosines ([Ratcliffe], [Fenchel]). \square

The next lemma is a short calculation.

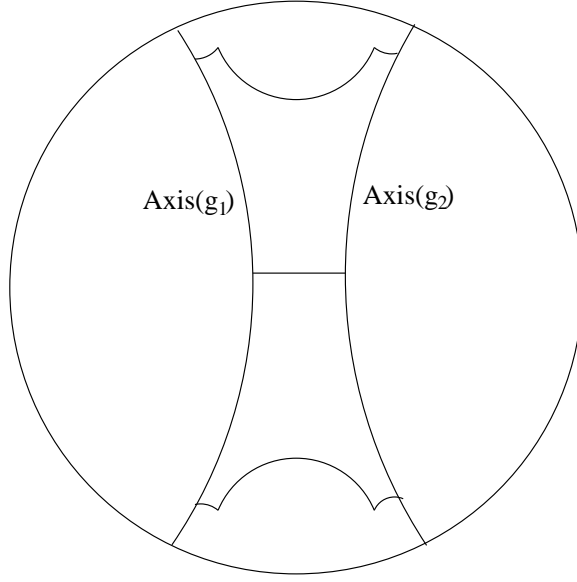


Figure 3: The hexagons $\mathcal{H}_1, \mathcal{H}_2$.

Lemma 5.2. *Assume the hypotheses of the previous lemma. In addition, suppose for $i = 1, 2$,*

$$l_i = r_i L + \rho_i$$

where $r_1, r_2 > 0$ and $\rho_1, \rho_2 \in (-\epsilon, \epsilon)$. Let $r_3 > 0$ and $x \in \mathbb{R}$. Define $M = M(L)$ by:

$$M(L) = \begin{cases} 2e^{(-l_1 - r_2 L + r_3 L + x)/4} & \text{if } r_1, r_2, r_3 \text{ are the sidelengths of a Euclidean triangle} \\ \operatorname{arccosh}(2e^{x/2} + 1) & \text{if } r_1 + r_2 = r_3 \\ (-l_1 - r_2 L + r_3 L + x)/2 + \ln(4) & \text{if } r_3 > r_1 + r_2 \end{cases}$$

Then

$$l_3 = r_3 L + \rho_2 + x + O(e^{-r_1 L} + e^{-r_2 L}).$$

Back to the problem at hand: let $\tilde{\gamma}_1, \tilde{p}$ denote lifts of γ_1 and p to the universal cover \mathbb{H}^2 . Let $g_1 \in \Gamma$ be the element with axis $\tilde{\gamma}_1$ and translation length equal to the length of γ_1 . Let M be defined as in the above lemma with $x = 0$.

Let σ be a segment of length M orthogonal to $\tilde{\gamma}_1$, with one endpoint at \tilde{p} and on the left side of $\tilde{\gamma}_1$. Let $v \in T_1(\mathbb{H}^2)$ be the unit vector based at the other endpoint of σ that is orthogonal to σ and such that σ is on the left of v . Let t be the smallest positive number such that $g_2 := g_{r_2 L}(v_t) \in \Gamma$ exists where, as in the previous section, $v_t = v R_{-\pi/2} G_t R_{\pi/2}$. See figure 4.

From now on, assume $\operatorname{Comm}(\Gamma) < \operatorname{Isom}^+(\mathbb{H}^2)$. By corollary 4.1, there exists an $L_0 > 0$ (depending only on S, ϵ), so that if $L > L_0$ then $t \leq L_0 e^{-r_2 L/2}$. Let \tilde{q} be the point of intersection between $\tilde{\gamma}_1$ and the common perpendicular of $\tilde{\gamma}_1$ and $\tilde{\gamma}_2 = \operatorname{axis}(g_2)$. Corollary 4.2 implies:

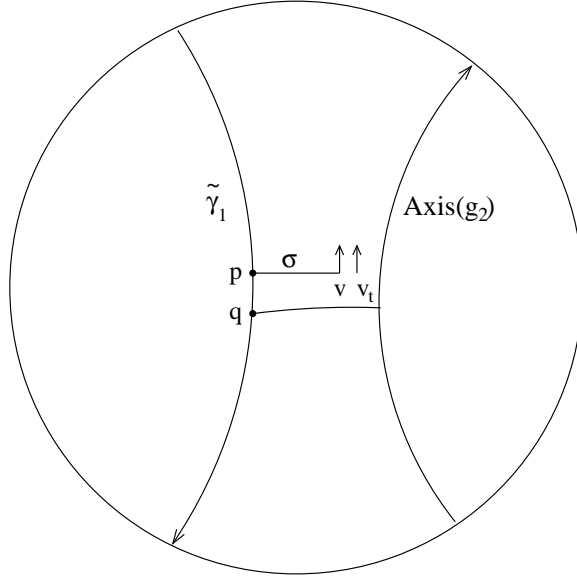


Figure 4:

Corollary 5.3. *If L is sufficiently large then the distance between $axis(g_1)$ and $axis(g_2)$ equals $M + O(e^{-r_2L/2})$. The signed distance between \tilde{p} and \tilde{q} is $O(\epsilon e^{-r_2L/2} / \sinh(M))$.*

By the previous lemma, g_1 and g_2 determine a pair of pants P and an immersion $j : P \rightarrow S$ induced by inclusion $\langle g_1, g_2 \rangle \langle \Gamma$. Lemma 5.2 now implies

Corollary 5.4. *If $Comm(\Gamma) \langle Isom^+(\mathbb{H}^2)$ then*

- *for all sufficiently large L ,*
- *for any closed oriented geodesic γ_1 in S with length in $r_1L + (-\epsilon, +\epsilon)$,*
- *and for any point p in γ_1*

there exists an immersion $j : P \rightarrow S$ of a pair of pants such that if c_1, c_2, c_3 are the boundary components of P then

- *$length(c_i) \in r_iL + (-\epsilon, \epsilon)$ (for $i = 1, 2, 3$),*
- *c_1 maps onto γ_1 in an orientation-preserving way,*
- *if q is the intersection point between c_1 and the shortest arc in P between c_1 and c_2 then the distance between $j(q)$ and p is $O(\epsilon e^{-r_2L} / \sinh(M))$.*

The next corollary yields a weak form of the Ehrenpreis conjecture. For this paper, a pants decomposition of a hyperbolic surface Σ is a collection C of disjoint geodesics such that every component of the complement $\Sigma - \cup_{\gamma \in C} \gamma$ is a pair of pants with finite area. For every geodesic $\gamma \in C$, the twist parameter at γ is defined as follows. Let P_1, P_2 be two different components of the complement $\Sigma - \cup_{\gamma \in C} \gamma$ whose closures contain γ . For $i = 1, 2$ let $p_i \in \gamma$ be the endpoint of the shortest arc between γ and some other boundary component of P_i . Then $twist(\gamma)$ equals the distance between p_1 and $p_2 \pmod{length(\gamma)/2}$.

Corollary 5.5. *For any closed surface $S = \mathbb{H}^2/\Gamma$ with $\Gamma, Comm(\Gamma) < Isom^+(\mathbb{H}^2)$, any $\epsilon > 0$ and for all sufficiently large L , there exists a locally-isometric covering map $j : \tilde{S} \rightarrow S$ where \tilde{S} has a pants decomposition in which every geodesic of the decomposition has length in $(L - \epsilon, L + \epsilon)$ and every twist parameter is bounded by $\epsilon e^{-L/4}$.*

This corollary follows from the previous corollary by setting $r_1 = r_2 = r_3 = 1$ and successively gluing together immersions of pants. We cannot guarantee that \tilde{S} can be chosen to be closed; if we could, the Ehrenpreis conjecture would follow shortly. Using standard calculations, it can be shown that there exists a $(1 + 10\epsilon)$ -quasiconformal homeomorphism $h : \tilde{S} \rightarrow \hat{S}$ where \hat{S} is a surface with a pants decomposition in which every geodesic has length exactly L and every twist parameter is exactly zero.

6 Counting

The goal of this section is to prove theorem 1.7, corollary 1.6 and theorem 1.8.

Proof. (of theorem 1.7) Let $L > 0$. Let $\gamma \in \mathcal{G}_{r_1 L}$. Let $\tilde{\gamma}$ be a lift of γ to \mathbb{H}^2 . Let $g \in \Gamma$ be the element with axis $\tilde{\gamma}$ and translation length equal to $l_1 := length(\gamma)$. Let $\mathcal{P}_L(\gamma) = \mathcal{P}_L(r_1, r_2, r_3; \gamma)$.

Suppose $(j : P \rightarrow S) \in \mathcal{P}_L(\gamma)$. Then there exists an element $h \in \Gamma$ such that $\{g, h\}$ determines P in the sense of lemma 5.1 and $tr.length(h) \in r_2 L + (-\epsilon, \epsilon)$. Since the third boundary component has length $l_3 \in r_3 L + (-\epsilon, \epsilon)$ lemma 5.1 implies that the shortest distance M between $axis(h)$ and $axis(g)$ is in the interval (M_-, M_+) where

$$\cosh(M_{\pm}) = \frac{\cosh((r_3 L \pm \epsilon)/2) + \cosh(l_1/2) \cosh((r_2 L \mp \epsilon)/2)}{\sinh(l_1/2) \sinh((r_2 L \mp \epsilon)/2)}.$$

To interpolate between the two values, it is convenient to define M'_x (for $x \in [-\epsilon, \epsilon]$) by

$$\begin{aligned} \cosh(M'_x) &= \frac{\cosh((r_3 L + x)/2) + \cosh(l_1/2) \cosh((r_2 L - x)/2)}{\sinh(l_1/2) \sinh((r_2 L - x)/2)} \\ &= 2e^{(-l_1 - r_2 L + r_3 L)/2} e^x + 1 + O(E_2). \end{aligned}$$

where the error term, E_2 is on the order of

$$e^{(-r_1 - r_2 - r_3)L/2} + e^{-r_1 L} + e^{-r_2 L} + e^{(-3r_1 - r_2 + r_3)L/2} + e^{(-r_1 - 3r_2 + r_3)L/2}.$$

Since the error term above is asymptotically negligible compared with the main term, we will ignore it in the calculations below. Define

$$\cosh(M_x) = 2e^{(-l_1-r_2L+r_3L)/2}e^x + 1.$$

So $M_- \sim M_{-\epsilon}$ and $M_+ \sim M_\epsilon$. Now suppose that the shortest distance between $axis(h)$ and $axis(g)$ equals M_x for some $x \in [-\epsilon, \epsilon]$. Let $l_2 = tr.length(h) = L + \rho_2$ for some fixed $\rho_2 \in [-\epsilon, \epsilon]$. Then

$$2e^{(-l_1-r_2L+r_3L)/2}e^x + 1 \sim 2e^{(-l_1-l_2+l_3)/2} + 1.$$

So $-r_2L + r_3L + 2x \sim -l_2 + l_3$. Since $l_3 \in r_3L + (-\epsilon, \epsilon)$, we must have

$$l_2 - r_2L \in -2x + (-\epsilon, \epsilon).$$

Since $\{g, h\}$ determines a pants immersion in $\mathcal{P}(\gamma)$, we must also have

$$\begin{aligned} l_2 - r_2L &\in (-2x - \epsilon, -2x + \epsilon) \cap (-\epsilon, \epsilon) \\ &= (\max(-\epsilon - 2x, -\epsilon), \min(\epsilon - 2x, \epsilon)). \end{aligned}$$

So define:

$$X(x) = (-1, 1) \times (-1, 1) \times (\max(-\epsilon - 2x, -\epsilon), \min(\epsilon - 2x, \epsilon))$$

and

$$\mathcal{B}(x) = \{Mat[a, b, c, d] \in PSL_2(\mathbb{R}) : F(a, b, c) \in X(x)\}$$

where F is as defined in corollary 3.4. For $w \in T_1(\mathbb{H}^2)$ let $z(w)$ denote the signed distance from $basepoint(w)$ to $axis(g)$ where the sign is positive iff w is on the left side of $axis(g)$. Let $x(w)$ be defined by $z(w) = M_{x(w)}$ when this is defined. For $w \in T_1(\mathbb{H}^2)$, if there exists $h \in \Gamma$ such that

$$hwG_{-r_2L/2} \in wG_{r_2L/2}\mathcal{B}(x(w))$$

then define $h_w = h$. Let $V \subset T_1(\mathbb{H}^2)$ be the set of all vectors $w \in T_1(\mathbb{H}^2)$ satisfying:

- $x(w) \in [-\epsilon, \epsilon]$.
- the shortest path from the basepoint of w to $axis(g)$ is perpendicular to w and is on the left side of $\tilde{\gamma}$.

Let W be the set of all vectors $w \in V$ such that h_w exists. Ignoring the asymptotically negligible error terms above, we have shown that $\{g, h\}$ determines a pants immersion in $\mathcal{P}(\gamma)$ iff $h = h_w$ for some w in W . For $h \in \Gamma$, define

$$W(h) = \{w \in W : h_w = h\}.$$

Let $\pi : T_1(\mathbb{H}_2) \rightarrow T_1(S)$ be the quotient map. Let w be an element of $\pi(W)$ chosen uniformly at random. Then

$$n|\mathcal{P}(\gamma)| = \text{area}(\pi(W))\mathbb{E}\left(\frac{1}{\text{area}(W(h_w))}\right).$$

Here n equals 1 if $r_2 \neq r_3$ and 2 otherwise. \mathbb{E} is expectation with respect to the law of w . We have abused notation by writing $\text{area}(W(h_w))$ for $\text{area}(W(h_{\tilde{w}}))$ where $\tilde{w} \in W$ is a lift of w . We will use theorem 1.4 to obtain asymptotic estimates for the right hand side of the above equation.

Let $h = h_w$ for some $w \in W$. By definition of $\mathcal{B}(x)$ and corollary 4.2, $W(h)$ is approximately rectangular. Its projection to \mathbb{H}^2 is, up to first order, a union of hypercycle segments s_z for $z \in z_h + (-e^{-r_2L/2}, e^{-r_2L/2})$ where

- z_h is the shortest distance from $\text{axis}(h)$ to $\text{axis}(g)$,
- the distance from any point in s_z to $\text{axis}(g)$ equals z ,
- the projection of s_z to $\text{axis}(g)$ has length $\frac{2e^{-r_2L/2}}{\sinh(z)}$.

See figure 5.

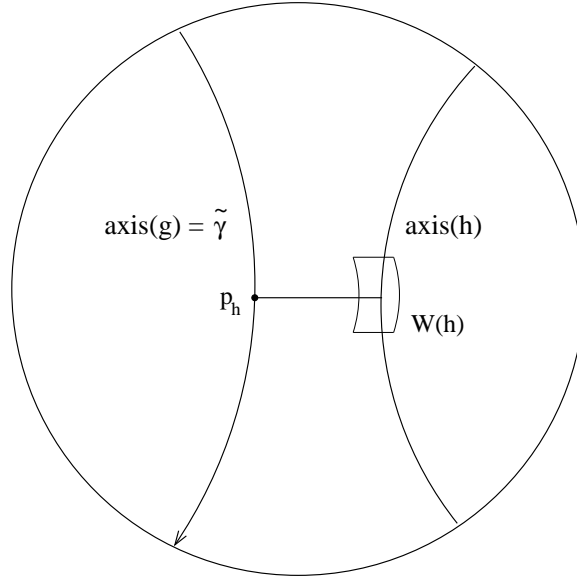


Figure 5:

The length of s_z equals $2e^{-r_2L/2} \coth(z)$. So

$$\begin{aligned} \text{area}(W(h)) &\sim \int_{z_h - e^{-r_2L/2}}^{z_h + e^{-r_2L/2}} 2e^{-r_2L/2} \coth(z) dz \\ &= 2e^{-r_2L/2} \ln \left(\frac{\sinh(z_h + e^{-r_2L/2})}{\sinh(z_h - e^{-r_2L/2})} \right). \end{aligned}$$

For $z \in [M_-, M_+]$ define

$$A(z) = 2e^{-r_2L/2} \ln \left(\frac{\sinh(z + e^{-r_2L/2})}{\sinh(z - e^{-r_2L/2})} \right).$$

Now if $v \in \pi(V)$ is chosen uniformly at random and $z(v) := z(\tilde{v})$ where $\tilde{v} \in V$ is any lift of v then the distribution of $z(v)$ is supported on $[M_-, M_+]$ with density equal to

$$\frac{\text{length}(\bar{\gamma}) \cosh(z)}{\text{area}(\pi(V))}.$$

Similarly, if $w \in \pi(W)$ is chosen uniformly at random, then the distribution of $z(w)$ is supported in $[M_-, M_+]$ with density asymptotic to

$$\frac{\text{length}(\bar{\gamma})}{\text{area}(\pi(W))} \cosh(z) \frac{\text{vol}(\mathcal{B}(x))}{\text{vol}(T_1(S))}$$

where $M_x = z$. This uses theorem 1.4. So

$$\begin{aligned} n|\mathcal{P}(\gamma)| &= \text{area}(\pi(W)) \mathbb{E} \left(\frac{1}{\text{area}(W(h_w))} \right) \\ &\sim \int_{M_-}^{M_+} \frac{\text{length}(\bar{\gamma})}{A(z)} \cosh(z) \frac{\text{vol}(\mathcal{B}(x))}{\text{vol}(T_1(S))} dz. \end{aligned}$$

Since

$$\cosh(z) = 2e^{(-l_1 - r_2L + r_3L)/2} e^x + 1,$$

$$\sinh(z) dz = 2e^{(-l_1 - r_2L + r_3L)/2} e^x dx.$$

So,

$$n|\mathcal{P}(\gamma)| \sim \frac{2e^{(-l_1 - r_2L + r_3L)/2} \text{length}(\bar{\gamma})}{\text{vol}(T_1(S))} \int_{-\epsilon}^{\epsilon} \frac{1}{A(M_x)} \coth(M_x) e^x \text{vol}(\mathcal{B}(x)) dx.$$

A short calculation shows:

$$A(M_x) \sim 4e^{-r_2L} \coth(M_x).$$

Hence

$$n|\mathcal{P}(\gamma)| \sim \frac{e^{(-l_1+r_2L+r_3L)/2} \text{length}(\bar{\gamma})}{2\text{vol}(T_1(S))} \int_{-\epsilon}^{\epsilon} e^x \text{vol}(\mathcal{B}(x)) dx.$$

By lemma 3.5,

$$\text{vol}(\mathcal{B}(x)) = \begin{cases} 4(e^{\epsilon-2x} - e^{-\epsilon}) & \text{if } x > 0 \\ 4(e^{\epsilon} - e^{-\epsilon-2x}) & \text{if } x < 0. \end{cases}$$

So $\text{vol}(\mathcal{B}_x) = 8e^{-x} \sinh(\epsilon - |x|)$. Hence

$$\begin{aligned} \int_{-\epsilon}^{\epsilon} e^x \text{vol}(\mathcal{B}(x)) dx &= \int_{-\epsilon}^{\epsilon} 8 \sinh(\epsilon - |x|) dx \\ &= 8(e^{\epsilon/2} - e^{-\epsilon/2})^2. \end{aligned}$$

Hence

$$n|\mathcal{P}(\gamma)| \sim \frac{4(e^{\epsilon/2} - e^{-\epsilon/2})^2 e^{(-l_1+r_2L+r_3L)/2} \text{length}(\bar{\gamma})}{\text{vol}(T_1(S))}.$$

□

Proof. (of corollary 1.6) Assume, for simplicity, that $r_1 < r_2 < r_3$. Then $\mathcal{P}(r_1, r_2, r_3)$ is the disjoint union of $\mathcal{P}(r_1, r_2, r_3; \gamma)$ over all $\gamma \in \mathcal{G}_{r_1L}$. Let $\mathcal{G}'_{r_1L} \subset \mathcal{G}_{r_1L}$ be the subset of geodesics that trivially cover their images. If γ is a uniformly random element of \mathcal{G}'_{r_1L} , then the distribution of $\text{length}(\gamma) - r_1L$ has support in $[-\epsilon, \epsilon]$ and density asymptotic to

$$\frac{1}{e^{\epsilon} - e^{-\epsilon}} e^z$$

Hence

$$\begin{aligned} |\mathcal{P}(r_1, r_2, r_3)| &= \sum_{\gamma \in \mathcal{G}_{r_1L}} |\mathcal{P}(r_1, r_2, r_3; \gamma)| \\ &\sim \sum_{\gamma \in \mathcal{G}'_{r_1L}} |\mathcal{P}(r_1, r_2, r_3; \gamma)| \\ &\sim |\mathcal{G}'_{r_1L}| \mathbb{E}(\mathcal{P}(r_1, r_2, r_3; \gamma)) \end{aligned}$$

where \mathbb{E} is expectation with respect to the uniform measure on $\gamma \in \mathcal{G}'_{r_1L}$. By the above,

$$\begin{aligned} \mathbb{E}(\mathcal{P}(r_1, r_2, r_3; \gamma)) &\sim \frac{4(e^{\epsilon/2} - e^{-\epsilon/2})^2}{\text{vol}(T_1(S))} \frac{1}{e^{\epsilon} - e^{-\epsilon}} \int_{-\epsilon}^{\epsilon} (r_1L + z) e^{-(r_1L+z)+r_2L+r_3L/2} e^z dz \\ &= \frac{4(e^{\epsilon/2} - e^{-\epsilon/2})^2 e^{(-r_1+r_2+r_3)L/2}}{(e^{\epsilon} - e^{-\epsilon}) \text{vol}(T_1(S))} \int_{-\epsilon}^{\epsilon} (r_1L + z) e^{z/2} dz. \end{aligned}$$

But

$$\int_{-\epsilon}^{\epsilon} (r_1L + z) e^{z/2} dz = 2(r_1L - 2 + \epsilon) e^{\epsilon/2} - 2(r_1L - 2 - \epsilon) e^{-\epsilon/2}.$$

Combined with $|\mathcal{G}'_{r_1L}| \sim (e^{\epsilon} - e^{-\epsilon}) e^{r_1L} / (r_1L)$ the last two equations yield the corollary.

□

Proof. (of theorem 1.8) We will only prove the theorem in the case that $r_1 + r_2 > r_3$. The other cases are handled similarly. Let $\gamma, \tilde{\gamma}, g, M$ be as defined in the previous proof.

Let $H \subset \Gamma$ be the set of all elements h such that $\{h, g\}$ determines a pants immersion $(j : P \rightarrow S) \in \mathcal{P}_L(r_1, r_2, r_3; \gamma)$. For each $h \in H$, let $p_h \in \tilde{\gamma}$ be the point closest to $axis(h)$. Let μ_L be the counting measure supported on the points $\{p_h : h \in H\}$. We will show that appropriately normalized, μ_L converges to Lebesgue measure.

Let \mathcal{O}_L be any point in $\tilde{\gamma}_L$. This choice and the orientation of $\tilde{\gamma}_L$ determines an isometry between $\tilde{\gamma}_L$ and the real line sending \mathcal{O}_L to the origin. Identify $\tilde{\gamma}_L$ with the real line through this isometry so that μ_L can now be thought of as a measure on the real line.

Truncate μ_L by setting $\mu'_L := \chi_{[-r, r]} \mu_L$ where $2r = length(\tilde{\gamma})$ and $\chi_{[-r, r]}$ is the characteristic function of $[-r, r]$. Next dilate to the scale of interest by setting $\mu''_L(E) := \mu'_L(sE)$ where E is any Borel set in \mathbb{R} and $s = \epsilon e^{-r_2 L/2} / \sinh(M)$. Now μ''_L is supported on $[-r/s, r/s]$. Normalize by setting $\mu'''_L = \frac{1}{K} \mu''_L$ where K is chosen so that $\mu'''_L(L)$ has total mass $2r/s$.

To prove the theorem, it is necessary and sufficient to show that μ'''_L converges to Lebesgue measure in the weak* topology regardless of the choice of origin \mathcal{O}_L . But this is equivalent to stating that the measure ν_L defined by $\nu_L = \chi_{[-1, 1]} \mu'''_L$ converges to Lebesgue measure on the interval $[-1, 1]$.

Recall the definition of $W(h)$ from the proof of the previous theorem. Let σ be the geodesic orthogonal to $\tilde{\gamma}$ that contains \mathcal{O}_L . Let ω_L be the discrete measure on $[-1, 1]$ defined setting $\omega_L(\{p\})$ equal to the length of

$$\bigcup [W(h) \cap \sigma]$$

where the union is over all $h \in H$ such that the shortest path from $axis(h)$ to $\tilde{\gamma}$ contains sp . We have abused notation here by identifying $W(h) \subset T_1(\mathbb{H}^2)$ with its projection to the plane \mathbb{H}^2 .

Recall that, up to a negligible error, $W(h)$ is a “rectangle” bounded by two geodesics separated a distance $2s$ apart and two hypercycles separated a distance $2\epsilon e^{-r_2 L/2}$ apart. So for $h \in H$ either

- the length of $W(h) \cap \sigma$ is asymptotically negligible (for example if $W(h) \cap \sigma = \emptyset$),
- the length of $W(h) \cap \sigma$ equals $2\epsilon e^{-r_2 L/2} + O(\coth(M)e^{-r_2 L})$ (by corollary 4.2 and the definition of $W(h)$)
- or the distance from $axis(h)$ to $\tilde{\gamma}$, is within $2\epsilon e^{-r_2 L/2}$ of $Me^{-2\epsilon/4}$ or $Me^{2\epsilon/4}$.

The last case contributes an asymptotically negligible amount to the calculations. The support of ω_L is essentially the same as the support of ν_L because $\nu_L(\{p\}) \neq 0$ iff there exists an element $h \in H$ such that the shortest path from $axis(h)$ to $axis(g)$ contains sp . But this occurs iff $W(h) \cap \sigma \neq \emptyset$ since $W(h)$ is, up to a negligible error, bounded by two geodesics orthogonal to $\tilde{\gamma}$ separated a distance $2s$ apart with common perpendicular midpoint at sp .

So if ω_L is normalized to have total mass 2 then any weak* limit point of ω_L is a weak* limit point of ν_L and vice-versa. So it suffices to show that ω_L limits on Lebesgue measure.

Let $v \in W \cap \sigma$ be chosen uniformly at random. Let $y_v \in \mathbb{R}$ be such that the distance from \mathcal{O} to p equals $y_v s$ where p is the closest point on $\tilde{\gamma}$ to $axis(g_v)$. So the distribution of y_v is the same as the measure ω_L (after normalizing to have total mass 1). By corollary 4.2, $y_v = F_2(a, b, c) \sinh(M) / \sinh(z_v)$ where z_v is the distance from the basepoint of v to $\tilde{\gamma}$ and $(a, b, c) \in \mathbb{R}^3$ is such that

$$g_v v G_{-L/2} = v G_{L/2} Mat[a, b, c, d].$$

If $z_v = M e^{x_v/4}$ then $|x_v| < \epsilon$ and y_v converges to $F_2(a, b, c) e^{-x_v/4}$. Asymptotically then, y_v only depends on a, b, c and x_v . So it follows from the equidistribution theorem that the distribution of y_v , and therefore ω_L , converges to a limiting measure that is independent of origin \mathcal{O} . Independence implies translation invariance. Hence this measure must be Lebesgue measure. □

7 Clotheslines

The goal of this section is to prove theorem 1.10. We will need the following estimate.

Lemma 7.1. *Suppose $w \in T_1(\mathbb{H}^2)$, $g \in \Gamma$ exists such that $gwG_{-L/2} = wG_{L/2}Mat[a, b, c, d]$ for some $a, b, c, d \in \mathbb{R}$. Let $axis(w) \subset \mathbb{H}^2$ be the geodesic tangent to w . Suppose $\gamma \subset \mathbb{H}^2$ is a geodesic such that the shortest path β from γ to $axis(w)$ satisfies*

- β has length $M = m_1 e^{-m_2 L}$ (for some $m_1, m_2 \geq 0$, $m_2 < 1/2$),
- the distance from $\beta \cap axis(w)$ to $basepoint(w)$ equals $K = k_1 + k_2 L$ for some $k_1 \in \mathbb{R}$, $k_2 \geq 0$.

Then the shortest path from γ to $axis(g)$ has length $M + O(\frac{|c|+|b|+1}{a} e^{k_1+(k_2-1/2)L})$.

Proof. After conjugating, we may assume that $w = (e^{L/2}i, e^{L/2}i)$ in the upperhalf plane model. Let $J = e^{\pm K+L/2}$. The lemma now follows from theorem 8.2 below. □

Definition 7.2. *Given $\delta > 0$, a set $X \subset T_1(S)$ is called δ -dense if for every $v \in T_1(S)$ there exists a geodesic segment β such that*

- $length(\beta) < \delta$,
- one endpoint of β is at $basepoint(v)$ the other is in $basepoint(x)$ for some $x \in X$,
- β is perpendicular to v and v parallel transported across β makes an angle $\leq \delta$ with x .

For every oriented closed geodesic γ in either S or \mathbb{H}^2 , identify γ with the set of unit vectors v tangent to γ and oriented consistently with γ .

Lemma 7.3. *There exists a $\delta > 0$ (depending only on S) such that if L is sufficiently large, $\gamma_1 \in \mathcal{G}_L$ is δ -dense and $\gamma_2 \in \mathcal{G}_L$ is arbitrary then there exists an L -clothesline of length 2 from γ_1 to γ_2 .*

Proof. Let $\gamma_1, \gamma_2 \in \mathcal{G}_L$ be given. Suppose γ_1 is δ -dense for some $\pi/2 > \delta > 0$ with $\cosh(2\delta) \cos(\delta) > 1$. Assume L is large enough so that if $C = 4e^{-L/4+c/4}$ then $C < \delta$ and $\cosh(C) < \cosh(2\delta) \cos(\delta)$.

Claim: there exists a geodesic segment β perpendicular to γ_1 and γ_2 at its endpoints so that

- $4\delta \geq \text{length}(\beta) > C$ and
- β is to the left side of both γ_1 and γ_2 .

Proof: Let β_1 be any geodesic segment of length 3δ with one endpoint making a right angle with γ_2 such that β_1 is on the left side of γ_2 . See figure 6. Let u be the unit vector at that endpoint that points in the direction of γ_2 . Let v equal u parallel transported across β_1 . Since γ_1 is δ -dense, there exists a geodesic segment β_2 of length at most δ with one endpoint making a right angle with v and the other in γ_1 so that $-v$ parallel transported across β_2 makes an angle at most δ with a vector in γ_1 . The concatenation of β_1 with β_2 gives a geodesic segment β_3 of length between 2δ and 4δ such that β_3 makes a right angle with γ_2 and an angle $\pi/2 - \alpha$ with γ_1 where $|\alpha| < \delta$.

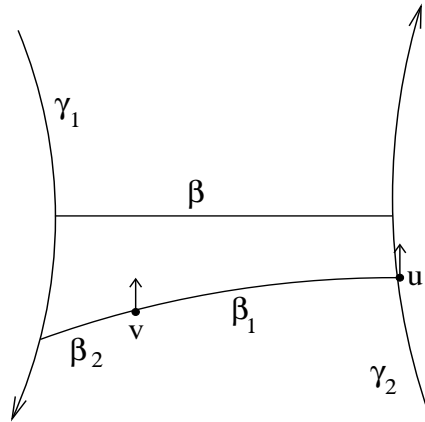


Figure 6: $\gamma_1, \gamma_2, \beta$.

Let β be the perpendicular segment from γ_1 to γ_2 that is homotopic to β_3 through homotopies that keep the endpoints of β_3 in γ_1 and γ_2 . Then β and β_3 are opposite sides of a

4-gon with three right angles and one angle equal to $\pi - |\alpha|$. By the trirectangle identities [Buser],

$$\begin{aligned} \cosh(\text{length}(\beta)) &= \cosh(\text{length}(\beta_3)) \sin(\pi/2 - |\alpha|) \\ &\geq \cosh(2\delta) \cos(\delta) > \cosh(C). \end{aligned}$$

So $\text{length}(\beta) > C$. Since $\text{length}(\beta) \leq \text{length}(\beta_3) \leq 4\delta$ this proves the claim.

For $i = 1, 2$ choose nonintersecting lifts $\tilde{\gamma}_i \subset T_1(\mathbb{H}^2)$ of γ_i so that the perpendicular segment β from $\tilde{\gamma}_1$ to $\tilde{\gamma}_2$ is on the left sides of both $\tilde{\gamma}_1$ and $\tilde{\gamma}_2$. By the claim we may assume that $C \leq \text{length}(\beta) \leq 4\delta$. Let

$$M_j = 2e^{-\text{length}(\gamma_j)/4}.$$

Since $\text{length}(\gamma_j) - L \in (-\epsilon, \epsilon)$ it must be that $M_1 + M_2 \leq C$. So there exists a geodesic $\sigma \subset \mathbb{H}^2$ between $\tilde{\gamma}_1$ and $\tilde{\gamma}_2$ so that for $i = 1, 2$, the shortest path from σ to $\tilde{\gamma}_i$ has length M_j . See figure 7.

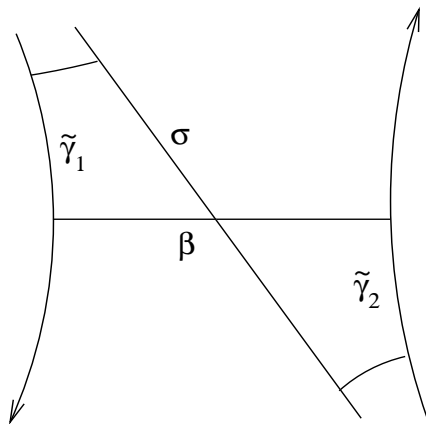


Figure 7: $\tilde{\gamma}_1, \tilde{\gamma}_2, \beta, \sigma$.

Let \mathcal{K} be the skew right-angled hexagon with three alternating sides contained in $\tilde{\gamma}_1, \sigma$ and $\tilde{\gamma}_2$. Let s be the length of the subsegment of σ contained in this hexagon. By the law of cosines,

$$\begin{aligned} \cosh(s) &= \frac{\cosh(\text{length}(\beta)) - \cosh(M_1) \cosh(M_2)}{\sinh(M_1) \sinh(M_2)} \\ &= e^{\text{length}(\gamma_1)/4 + \text{length}(\gamma_2)/4} (\cosh(\text{length}(\beta)) - 1)/4 + O(1). \end{aligned}$$

So

$$s = L/2 + (\rho_1 + \rho_2)/4 + \log(\cosh(\text{length}(\beta)) - 1) - \log(2) + O(e^{-L/2})$$

where $\rho_i = \text{length}(\gamma_i) - L$ for $i = 1, 2$.

Using a variant of the construction from section 4 we will obtain an isometry $h \in \Gamma$ whose axis is very close to σ such that $\text{tr.length}(h) \in (L - \epsilon, L + \epsilon)$. Let w be the unit vector tangent to σ so that the basepoint of w is a distance $s/2$ from the shortest path between σ and either $\tilde{\gamma}_1$ or $\tilde{\gamma}_2$.

The right action of $\{V_t : t \in \mathbb{R}\}$ on $\Gamma \backslash PSL_2(\mathbb{R})$ is a horocycle flow. It well known [Hedlund1] that every orbit of this flow is dense in $\Gamma \backslash PSL_2(\mathbb{R})$. Since S is compact, there exists a time $T_0 > 0$ (depending only on S) such that for any vectors $x, y \in T_1(S)$ there exists a time T with $|T| < T_0$ such that $y \in xV_T\mathcal{B}_{\epsilon/5}$ (where \mathcal{B}_ϵ is defined in section 2). In particular, there exists a time T with $|T| < T_0$ and a $h \in \Gamma$ such that $hwG_{-L/2} = wG_{L/2}V_T\text{Mat}[a, b, c, d]$ for some $a, b, c, d \in \mathbb{R}$ with $|\ln(a)|, |b|, |c|, |d - 1| < \epsilon/5$. Note

$$V_T\text{Mat}[a, b, c, d] := \begin{bmatrix} a & b \\ Ta + c & Td + b \end{bmatrix}.$$

By proposition 8.1 the translation length of h (which is conjugate to $G_LV_T\text{Mat}[a, b, c, d]$) equals $L + 2\ln(a) + O(e^{-L})$. Since $\ln(a) < \epsilon/5$, if L is sufficiently large, the translation length of h will be in $(L - \epsilon/2, L + \epsilon/2)$.

For $j = 1, 2$, let $g_j \in \Gamma$ be the isometry with axis $\tilde{\gamma}_j$ and translation length equal to the length of γ_j . We will show that for $j = 1, 2$, $\{g_j, h\}$ determines a pair of pants $P_j \in \mathcal{P}_L(1, 1, 1)$ so that $(P_1, \pi(\text{axis}(h)), P_2)$ determines an L -clothesline of length 2 from γ_1 to γ_2 .

Lemma 7.1 above implies that for $i = 1, 2$ the length of the shortest path from $\text{axis}(h)$ to $\tilde{\gamma}_i$ has length

$$M'_i := M_i + O\left(\frac{|b| + |Ta + c| + 1}{a} \sqrt{\cosh(\text{length}(\beta)) - 1} e^{-L/4 + (\rho_1 + \rho_2)/8}\right).$$

Thus if $\text{length}(\beta)$ is sufficiently small and L is sufficiently large then

$$2e^{-\text{length}(\gamma_i)/4 - \epsilon/8} \leq M'_i \leq 2e^{-\text{length}(\gamma_i)/4 + \epsilon/8}.$$

By lemma 5.2, this implies that $\{g_i, h\}$ determines a pair of pants $P_i \in \mathcal{P}_L(1, 1, 1)$ as claimed. Since $\text{length}(\beta) \leq 4\delta$ this implies the lemma. \square

Lemma 7.4. *Assume $\text{Comm}(\Gamma) < \text{Isom}^+(\mathbb{H}^2)$. Let $\delta > 0$. If L is sufficiently large, then for every $\gamma_1 \in \mathcal{G}_L$, there exists an L -clothesline of length 1 between γ_1 and a δ -dense geodesic $\gamma_2 \in \mathcal{G}_L$.*

Proof. For $T > 0$, we say that a vector $w \in T_1(S)$ is (T, δ) -dense if the geodesic segment $\{wG_t : 0 < t < T\}$ is δ -dense.

By ergodicity of the geodesic flow, for some $T > 0$, there exists a $(T, \delta/2)$ -dense vector $v_1 \in T_1(S)$. There exists a constant $C = C(T, \delta/2)$ such that any vector w that has distance at most C from v_1 is (T, δ) -dense.

Let $L \gg 0$ and let $\gamma_1 \in \mathcal{G}_L$. Let $\tilde{\gamma}_1$ be a lift of γ_1 to \mathbb{H}^2 . Let $M = 2e^{-\text{length}(\gamma_1)/4}$. Let $w \in T_1(\mathbb{H}^2)$ be a unit vector with basepoint of distance M from $\tilde{\gamma}_1$. Assume that w is on the left side of $\tilde{\gamma}_1$ and the shortest path from the basepoint of w to $\tilde{\gamma}_1$ is perpendicular to w . For $t \in \mathbb{R}$ let $w_t = wR_{-\pi/2}G_tR_{\pi/2}$.

By the equidistribution theorem 1.4, there exists a $T_0 > 0$ (depending only on the surface S and C) such that for all L sufficiently large, there exist times t_1, t_2 such that

- $0 \leq t_1 \leq t_2 \leq T_0e^{-L/3}$
- $\pi(w_{t_1}G_{L/3})$ is within a distance $C/2$ of v_1
- $\pi(w_{t_2}G_{-L/2}) \in \pi(w_{t_2}G_{L/2})\mathcal{B}_{\epsilon/2}$.

Here $\pi : T_1(\mathbb{H}^2) \rightarrow T_1(S)$ is the quotient map. Let $h = g_L(w_{t_2})$. A standard calculation shows that there is a vector u' in $\text{axis}(w_{t_2})$ that is within a distance $O(e^{-L/6})$ of $w_{t_1}G_{L/3}$. It follows from lemma 7.1 that there is a vector $u \in \text{axis}(h)$ that is within a distance $O(e^{-L/3})$ from u' . Thus $\pi(u)$ has distance $C/2 + O(e^{-L/6})$ from v_1 . If L is large enough, this is less than C . So we may assume $\pi(\text{axis}(h))$ is δ -dense.

From the definition of h and proposition 8.1 it follows that $\text{tr.length}(h) \in (L - \epsilon, L + \epsilon)$. From lemma 7.1, it follows that the shortest path between $\text{axis}(h)$ and $\tilde{\gamma}_1$ has length $M + O(e^{-L/3})$. Let $g \in \Gamma$ have axis equal to $\tilde{\gamma}_1$ and translation length equal to the length of γ_1 . It now follows from lemma 5.2 that if L is large enough then the immersion $j : P \rightarrow S$ determined by $\{g, h\}$ is in $\mathcal{P}_L(1, 1, 1)$. To finish the lemma, set $\gamma_2 = \pi(\text{axis}(h))$. □

Remark 7.5. *The restriction that $\text{Comm}(\Gamma) < \text{Isom}^+(\mathbb{H}^2)$ can be removed by employing the variant of the isometry construction given in the previous lemma instead.*

Lemma 7.6. *Given any $\delta > 0$*

$$\lim_{L \rightarrow \infty} \frac{\#\{\gamma \in \mathcal{G}_L : \gamma \text{ is } \delta \text{ dense}\}}{|\mathcal{G}_L|} = 1.$$

Proof. The set of (T, δ) -dense vectors in $T_1(S)$ is open for every T and δ . By ergodicity of the geodesic flow,

$$\lim_{T \rightarrow \infty} \lambda(w \in T_1(S) : w \text{ is } (T, \delta)\text{-dense}) = 1$$

where λ is Haar probability measure on $T_1(S)$. The lemma now follows from theorem 3.6. □

Theorem 1.10 follows immediately from the preceding three lemmas.

8 Calculations

8.1 Translation Length

If $g \in Isom^+(\mathbb{H}^2)$, then the translation length of g is the shortest possible distance between a point $p \in \mathbb{H}^2$ and its translate gp (minimized over all $p \in \mathbb{H}^2$). More generally, for $g \in Isom^+(\mathbb{H}^3)$, we define the displacement $\mu(g)$ by $\cosh(\mu(g)/2) = \text{trace}(g)/2$ and $\text{Re}(\mu(g)) \geq 0$ where g is identified with its matrix representative in $PSL_2(\mathbb{C})$. It can be shown that $\mu(g) = \text{tr.length}(g)$ if $g \in Isom^+(\mathbb{H}^2)$. The following is a short calculation.

Proposition 8.1. *If $g = G_L \text{Mat}[a, b, c, d]$ then*

$$g = \begin{bmatrix} ae^{L/2} & be^{L/2} \\ ce^{-L/2} & de^{-L/2} \end{bmatrix} \quad (1)$$

and the displacement of $g = G_L \text{Mat}[a, b, c, d]$ satisfies

$$\mu(g) = L + 2 \ln(a) + O(e^{-L}).$$

If $g = g_L(w)$ is as defined as in section 4 so that $gwG_{-L/2} = wG_{L/2}\text{Mat}[a, b, c, d]$ then g is conjugate to $G_L \text{Mat}[a, b, c, d]$. So its translation length is given by the above.

8.2 Calculations for hexagon \mathcal{H}

The goal of this section is to prove estimates on the sidelengths (and widths) of a right-angled hexagon \mathcal{H} related to the construction of isometries in section 4. From these estimates corollary 4.2, corollary 3.4 and lemma 7.1 will follow. By a right-angled hexagon \mathcal{H} we mean an ordered 6-tuplet of oriented geodesics $(\tilde{H}_1, \tilde{H}_2, \dots, \tilde{H}_6)$ of \mathbb{H}^3 such that \tilde{H}_i is orthogonal to \tilde{H}_{i+1} and \tilde{H}_i is not equal to \tilde{H}_{i+2} for any i modulo 6. For the sake of generality, we allow \mathcal{H} to be nonplanar. To handle this we need an appropriate substitute for sidelength called width (see subsection 8.2.2). Let $H_i = \mu(\tilde{H}_{i-1}, \tilde{H}_{i+1}; \tilde{H}_i)$ be the width of the double-cross $(\tilde{H}_{i-1}, \tilde{H}_{i+1}; \tilde{H}_i)$. To define \mathcal{H} , let

$$g = G_L \text{Mat}[a, b, c, d]$$

where $L > 0$, $a, b, c, d \in \mathbb{C}$ such that $ad - bc = 1$ and $\text{Re}(a) > 0$. Let $J, M : (0, \infty) \rightarrow \mathbb{C}$ be functions of the parameter L . In most applications, $J = e^{L/2}$ and $M = m_1 e^{-m_2 L}$ for some $m_1, m_2 > 0$. $\mathcal{H} = (\tilde{H}_1, \dots, \tilde{H}_6)$ is determined by:

1. \tilde{H}_1 is equal to the geodesic with endpoints $\{0, \infty\}$ oriented from ∞ to 0.
2. \tilde{H}_2 is oriented from \tilde{H}_1 to \tilde{H}_3 if they do not intersect. Otherwise \tilde{H}_2 is oriented so that if v_i is a unit vector based at the intersection point $x = \tilde{H}_1 \cap \tilde{H}_3$ pointing in the direction of \tilde{H}_i ($i = 1, 2, 3$) then (v_1, v_3, v_2) is a positively oriented basis for the tangent space at x in \mathbb{H}^3 .

3. \tilde{H}_3 is equal to $axis(g)$ oriented from e_0 to e_1 (defined below).
4. \tilde{H}_4 is oriented from \tilde{H}_3 to \tilde{H}_5 if they do not intersect. Otherwise \tilde{H}_4 is oriented so that if v_i is a unit vector based at the intersection point $x = \tilde{H}_3 \cap \tilde{H}_5$ pointing in the direction of \tilde{H}_i ($i = 3, 4, 5$) then (v_3, v_5, v_4) is a positively oriented basis for the tangent space to at x in \mathbb{H}^3 .
5. \tilde{H}_6 has endpoints $\pm J$ and is oriented from $-J$ to $+J$.
6. $H_6 = M + i\pi$.

Hexagon \mathcal{H} is depicted in figure 8.

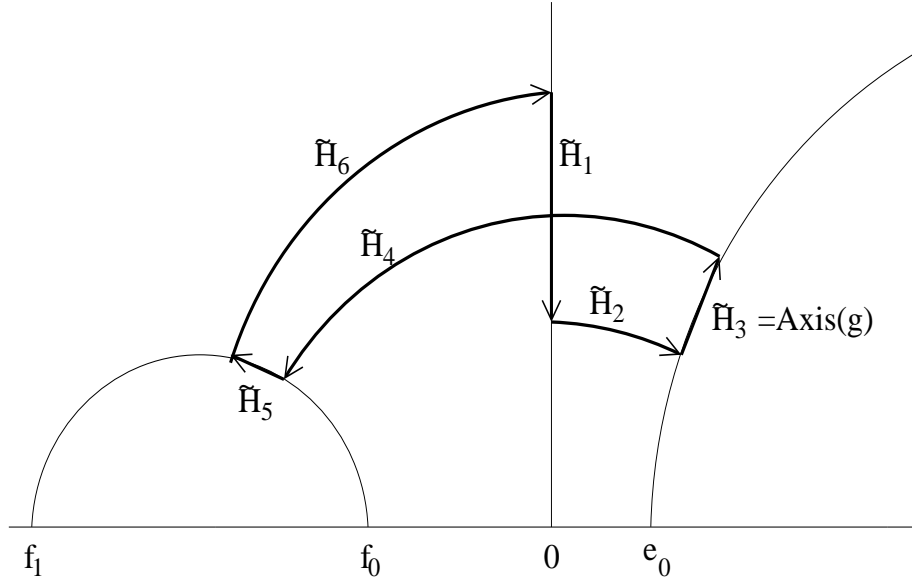


Figure 8: The hexagon \hat{H} (in the upperhalf space model).

Let $j = |L/2 - \log(|J|)|$. So j is the hyperbolic distance from the point $e^{L/2}i \in \mathbb{H}^3$ to the point where \tilde{H}_6 intersects \tilde{H}_1 . Let

$$E = \left(\frac{|c| + |b| + |bc| + 1}{a} \right) e^{j-L/2}.$$

The main theorem is:

Theorem 8.2. *Assume $j < L/2$ and $|M| > |E|$. Then there exists $(\sigma_1, \sigma_2) \in \{(1, 1), (-1, 0)\}$ such that*

$$\begin{aligned} H_4 &= \sigma_1 M + \sigma_1 x + O(\coth(M)E^2), \\ H_5 &= \sigma_2 i\pi + \frac{y}{\sinh(M)} + O\left(\frac{E^3}{\sinh^3(M)}\right) \end{aligned}$$

where

$$\begin{aligned} x &= \frac{c}{a}e^{-L}J + \frac{-b}{a}(1/J) + O(Je^{-2L} + (1/J)e^{-L}) \\ y^2 &= \frac{4bc}{a^2}e^{-L} + x^2 + O(e^{-2L}). \end{aligned}$$

This theorem is proven in subsection 8.3. The next lemma determines H_4 and H_5 more fully in special cases.

Lemma 8.3. *Assume $a, b, c, d \in \mathbb{R}$. If L is sufficiently large, the following hold.*

- If $M > |E|$ and $J = e^{L/2}$ then

$$\begin{aligned} H_4 &= M + \frac{c-b}{a}e^{-L/2} + O(e^{-3L/2} + \coth(M)E^2) \\ H_5 &= \frac{c+b}{a}e^{-L/2} + O\left(e^{-3L/2} + \frac{E^3}{\sinh^3(M)}\right). \end{aligned}$$

- If $M = -i\pi/2$ and $J = -ie^{L/2}$ then

$$\begin{aligned} H_4 &= i\pi/2 + i\frac{c+b}{a}e^{-L/2} + O(e^{-3L/2} + \coth(M)E^2) \\ H_5 &= \frac{c-b}{a}e^{-L/2} + O\left(e^{-3L/2} + \frac{E^3}{\sinh^3(M)}\right). \end{aligned}$$

We defer the proof of this lemma to the end of section 8.3. We can now prove corollary 4.2 and corollary 3.4.

Proof. (of corollary 4.2) After conjugating we may assume $w = (e^{L/2}i, e^{L/2}i)$ in the upperhalf space model. Let F_1, F_2, F_3 be as given after the statement of corollary 4.2. Apply theorem 8.2 with $J = e^{L/2}$ and $M = M$. So \tilde{H}_1 is $axis(w)$ with reverse orientation, $\tilde{H}_3 = axis(g)$ and $\tilde{H}_5 = \tilde{\gamma}$. H_4 is now the distance between $axis(w)$ and γ . H_5 is the signed distance from p to q . The corollary now follows from the above lemma and proposition 8.1. \square

Proof. (of corollary 3.4) After conjugating we may assume $w = (e^{L/2}i, e^{L/2}i)$ in the upperhalf space model. Set M in theorem 8.2 equal to $-i\pi/2$ and $J = -ie^{L/2}$. So $\tilde{H}_1 = axis(w)$ with reversed orientation, $\tilde{H}_3 = axis(g)$ and $\tilde{H}_5 = axis(w^\perp)$. H_4/i is the angle between $axis(w^\perp)$ and $axis(g)$. H_5 is the signed distance between the basepoint of w and $axis(w^\perp) \cap axis(g)$. The corollary now follows from the above lemma and proposition 8.1. \square

Before proving the main theorem, we prove some identities, as opposed to estimates, regarding the widths of \mathcal{H} . For this, we need a formula for the fixed points of g . In general the fixed points of

$$\begin{bmatrix} a & b \\ c & d \end{bmatrix} \in PSL_2(\mathbb{C})$$

acting by fractional linear transformations on \mathbb{C} are

$$\left\{ \frac{a - d \pm \sqrt{(a + d)^2 - 4}}{2c} \right\} \quad \text{if } c \neq 0 \quad (2)$$

$$\left\{ \infty, \frac{b}{d - a} \right\} \quad \text{if } c = 0. \quad (3)$$

It follows from equation 1 (subsection 4) that (if $c \neq 0$), $e_0 = (N_1 - N_2)/D$ and $e_1 = (N_1 + N_2)/D$ are the fixed points of g where

$$\begin{aligned} N_1 &= ae^{L/2} - de^{-L/2}. \\ N_2^2 &= (ae^{L/2} + de^{-L/2})^2 - 4. \\ D &= 2ce^{-L/2}. \end{aligned}$$

We choose N_2 to be a root of the above equation with nonnegative real part. When L is large and $\operatorname{Re}(e^a) > 0$, e_0 is close to zero and e_1 is “close” to ∞ .

Theorem 8.4.

$$\begin{aligned} \cosh(H_2) &= -N_1/N_2 \\ \cosh(H_4) &= (N_1/N_2) \cosh(M) + x \sinh(M) \\ H_6 &= M + i\pi. \end{aligned}$$

where

$$x = \frac{1}{2} \frac{DJ^2 + (N_1^2 - N_2^2)/D}{JN_2}.$$

Remark 8.5. *No hypotheses on M or J are needed above. Assuming the theorem, we can use the law of cosines and the law of sines to determine formulas for the other three widths of \mathcal{H} .*

We prove this theorem first and then derive theorem 8.2 using it.

8.2.1 Trigonometry Background: The Cross Ratio

The cross ratio R of $(a, b, c, d) \in \mathbb{C}^4$ is defined by

$$R(a, b, c, d) = \frac{(a - c)(b - d)}{(a - d)(b - c)}. \quad (4)$$

The cross ratio is invariant under the action of $PSL_2(\mathbb{C})$ by fractional linear transformations on \mathbb{C} . Note that

$$R(b, a, c, d) = \frac{1}{R(a, b, c, d)}$$

and $R(a, b, c, d) = R(c, d, a, b)$. R is extended to $(\mathbb{C} \cup \{\infty\})^4$ in the natural way. For example, $R(\infty, b, c, d) = \frac{b-d}{b-c}$.

8.2.2 Trigonometry Background: Double Crosses

The material in this subsection is detailed more thoroughly in [Fenchel]. Suppose u, u' are the endpoints of a geodesic γ_1 oriented from u to u' and v, v' are the endpoints of a geodesic γ_2 oriented from v to v' . Suppose also that γ_3 is a geodesic perpendicular to both γ_1 and γ_2 . Let w, w' be the endpoints of γ_3 which we assume is oriented from w to w' . The triple $(\gamma_1, \gamma_2; \gamma_3)$ is called a **double cross**. We define the **width** $\mu(\gamma_1, \gamma_2; \gamma_3) = \mu \in \mathbb{C} / \langle 2\pi i \rangle$ of the double cross by the equation

$$\exp(\mu) = R(u, v, w', w) = -R(u', v, w', w) \quad (5)$$

$$= -R(u, v', w', w) \quad (6)$$

$$= R(u', v', w', w). \quad (7)$$

So

$$\begin{aligned} \exp(\mu(\gamma_1, \gamma_2; \gamma_3)) &= R(u, v, w', w) \\ &= 1/R(v, u, w', w) \\ &= \exp(-\mu(\gamma_2, \gamma_1; \gamma_3)). \end{aligned}$$

Hence $\mu(\gamma_1, \gamma_2; \gamma_3) = -\mu(\gamma_2, \gamma_1; \gamma_3)$. μ also satisfies the equation

$$R(u, u', v, v') = \tanh^2(\mu/2). \quad (8)$$

The latter equation determines μ only up to a sign. If we denote γ_i with the opposite orientation by $-\gamma_i$, then we have

$$\mu(\gamma_1, \gamma_2; -\gamma_3) = -\mu(\gamma_1, \gamma_2; \gamma_3)$$

and

$$\mu(-\gamma_1, \gamma_2; \gamma_3) = \mu(\gamma_1, \gamma_2; \gamma_3) + i\pi.$$

The real part of μ is the signed distance between γ_1 and γ_2 . The imaginary part measures the amount of turning between γ_1 and γ_2 . To be precise, μ is the displacement of the isometry g with oriented axis $Axis(g) = (w, w')$ such that $g\gamma_1 = \gamma_2$. Suppose as above that

$$R = R(u, u', v, v') = \tanh^2(\mu/2).$$

Then

$$\begin{aligned} \frac{1+R}{1-R} &= \cosh(\mu) \\ \frac{\sqrt{R}}{1-R} &= (1/2) \sinh(\mu). \end{aligned}$$

The following lemma is classical. It appears in [Fenchel].

Lemma 8.6. Let $\mathcal{H} = (\tilde{H}_1, \dots, \tilde{H}_6)$ be a right-angled hexagon. Let $H_i = \mu(\tilde{H}_{i-1}, \tilde{H}_{i+1}; \tilde{H}_i)$ denote the width of the double cross $(\tilde{H}_{i-1}, \tilde{H}_{i+1}; \tilde{H}_i)$. Then the following relations hold.

1. The law of sines: $\frac{\sinh(H_1)}{\sinh(H_4)} = \frac{\sinh(H_3)}{\sinh(H_6)} = \frac{\sinh(H_5)}{\sinh(H_2)}$.

2. The law of cosines: $\cosh(H_i) = \cosh(H_{i-2}) \cosh(H_{i+2}) + \sinh(H_{i-2}) \sinh(H_{i+2}) \cosh(H_{i+3})$ for all i with indices considered modulo 6.

8.2.3 Proof of theorem 8.4

Proposition 8.7. If $c \neq 0$

$$\cosh(H_2) = -N_1/N_2.$$

Proof. Recall the definition of the cross ratio R (subsection 8.2.1). Let

$$R := R(\infty, 0, e_0, e_1) = \frac{e_1}{e_0} = \frac{N_1 + N_2}{N_1 - N_2}.$$

Recall that $H_2 = \mu(\tilde{H}_1, \tilde{H}_3; \tilde{H}_2)$. By subsection 8.2.2, $\tanh^2(\mu(\tilde{H}_1, \tilde{H}_3; \tilde{H}_2)/2) = R$. So

$$\cosh(H_2) = \frac{1 + R}{1 - R} = \frac{-N_1}{N_2}.$$

□

Proposition 8.8. Let $\{f_0, f_1\}$ be the endpoints of \tilde{H}_5 such that \tilde{H}_5 is oriented from f_0 to f_1 . Let $\hat{M} = \tanh(M/2)$. Then

$$\begin{aligned} f_0 &= -\hat{M}J \\ f_1 &= -J/\hat{M}. \end{aligned}$$

Proof. By equation 5,

$$\begin{aligned} e^{H_6} &= R(f_0, \infty, J, -J) \\ &= \frac{f_0 - J}{f_0 + J}. \end{aligned}$$

But $e^{H_6} = e^{M+i\pi} = -e^M$. Solving for f_0 yields $f_0 = -J \tanh(M/2) = -\hat{M}J$. By equation 5,

$$\begin{aligned} e^{H_6} &= -R(f_1, \infty, J, -J) \\ &= -\frac{f_1 - J}{f_1 + J}. \end{aligned}$$

Solving for f_1 yields $f_1 = -J/\hat{M}$.

□

Proposition 8.9. *If $c \neq 0$*

$$\cosh(H_4) = (N_1/N_2) \cosh(M) + \sinh(M)x;$$

where

$$x = (1/2) \frac{DJ^2 + (N_1^2 - N_2^2)/D}{JN_2}.$$

Proof. We compute $R(f_0, f_1, e_0, e_1)$ as follows.

$$\begin{aligned} R(f_0, f_1, e_0, e_1) &= \frac{(-\hat{M}J - \frac{N_1 - N_2}{D})(-J/\hat{M} - \frac{N_1 + N_2}{D})}{(-\hat{M}J - \frac{N_1 + N_2}{D})(-J/\hat{M} - \frac{N_1 - N_2}{D})} \\ &= \frac{(-D\hat{M}J - (N_1 - N_2))(-DJ - \hat{M}(N_1 + N_2))}{(-D\hat{M}J - (N_1 + N_2))(-DJ - \hat{M}(N_1 - N_2))} \\ &= \frac{D^2\hat{M}J^2 + DJ(N_1 - N_2) + D\hat{M}^2J(N_1 + N_2) + \hat{M}(N_1^2 - N_2^2)}{D^2\hat{M}J^2 + DJ(N_1 + N_2) + D\hat{M}^2J(N_1 - N_2) + \hat{M}(N_1^2 - N_2^2)} \\ &= \frac{D\hat{M}J^2 + J(N_1 - N_2) + \hat{M}^2J(N_1 + N_2) + \hat{M}(N_1^2 - N_2^2)/D}{D\hat{M}J^2 + J(N_1 + N_2) + \hat{M}^2J(N_1 - N_2) + \hat{M}(N_1^2 - N_2^2)/D} = (A/B) \end{aligned}$$

where A is the numerator in the line above and B is the denominator. Since $R = \tanh^2(H_4/2)$ we obtain the following.

$$\begin{aligned} \cosh(H_4) &= \frac{1 + R}{1 - R} = \frac{1 + (A/B)}{1 - (A/B)} = \frac{B + A}{B - A} \\ &= \frac{2D\hat{M}J^2 + 2(1 + \hat{M}^2)JN_1 + 2\hat{M}(N_1^2 - N_2^2)/D}{2(1 - \hat{M}^2)JN_2} \\ &= \frac{(1 + \hat{M}^2)JN_1}{(1 - \hat{M}^2)JN_2} + \frac{D\hat{M}J^2 + \hat{M}(N_1^2 - N_2^2)/D}{(1 - \hat{M}^2)JN_2} \\ &= \cosh(M)(N_1/N_2) + \frac{\hat{M}}{1 - \hat{M}^2} \left(\frac{DJ^2 + (N_1^2 - N_2^2)/D}{JN_2} \right) \\ &= \cosh(M)(N_1/N_2) + (1/2) \sinh(M) \left(\frac{DJ^2 + (N_1^2 - N_2^2)/D}{JN_2} \right) \\ &= \cosh(M)(N_1/N_2) + x \sinh(M). \end{aligned}$$

□

If $c \neq 0$, theorem 8.4 follows from the three propositions above. The case $c = 0$ follows from taking a limit of the $c \neq 0$ case.

8.3 Proof of theorem 8.2

Proposition 8.10.

$$\begin{aligned}\cosh(H_2) &= -N_1/N_2 = -1 + \frac{2bc}{a^2}e^{-L} + O(e^{-2L}). \\ x &= \frac{c}{a}e^{-L}J + \frac{-b}{a}(1/J) + O(Je^{-2L} + (1/J)e^{-L}).\end{aligned}$$

In particular, $x = O(E)$ and $\cosh(H_2) = -1 + O(E^2)$ if $j < L/2$.

Proof. Recall:

$$\begin{aligned}N_1 &= ae^{L/2} - de^{-L/2}. \\ N_2^2 &= (ae^{L/2} + de^{-L/2})^2 - 4. \\ D &= 2ce^{-L/2}.\end{aligned}$$

For z close to zero, $\sqrt{1-z} = 1 - (1/2)z + O(z^2)$. So if z is very large, $\sqrt{z^2 - 4} = z\sqrt{1 - 4/z^2} = z - 2/z + O(1/z^3)$. Hence,

$$\begin{aligned}N_2 &= ae^{L/2} + de^{-L/2} - \frac{2}{ae^{L/2} + de^{-L/2}} + O(e^{-3L/2}) \\ &= ae^{L/2} + (d - 2/a)e^{-L/2} + O(e^{-3L/2}).\end{aligned}$$

So,

$$N_1 - N_2 = -2(d - 1/a)e^{-L/2} + O(e^{-3L/2})$$

and

$$\begin{aligned}\frac{N_1 - N_2}{N_2} &= \frac{-2(d - 1/a)e^{-L/2} + O(e^{-3L/2})}{ae^{L/2} + (d - 2/a)e^{-L/2} + O(e^{-3L/2})} \\ &= \frac{-2(ad - 1)}{a^2}e^{-L} + O(e^{-2L}) \\ &= \frac{-2bc}{a^2}e^{-L} + O(e^{-2L}).\end{aligned}$$

The estimate for $\cosh(H_2)$ now follows from proposition 8.7. Also,

$$\begin{aligned}N_1^2 - N_2^2 &= (ae^{L/2} - de^{-L/2})^2 - (ae^{L/2} + de^{-L/2})^2 + 4 \\ &= -4ad + 4 = -4bc.\end{aligned}$$

Therefore,

$$\begin{aligned}\frac{N_1^2 - N_2^2}{DN_2} &= \frac{-4bc}{2ce^{-L/2}(ae^{L/2} + (d - 2/a)e^{-L/2} + O(e^{-3L/2}))} \\ &= \frac{-2b}{a} + O(e^{-L}).\end{aligned}$$

Also,

$$\begin{aligned} D/N_2 &= \frac{2ce^{-L/2}}{ae^{L/2} + (d - 2/a)e^{-L/2} + O(e^{-3L/2})} \\ &= \frac{2c}{a}e^{-L} + O(e^{-2L}). \end{aligned}$$

Thus,

$$\begin{aligned} x &= (1/2)DJ/N_2 + (1/2)(N_1^2 - N_2^2)/(DJN_2) \\ &= \frac{c}{a}e^{-L}J + \frac{-b}{a}(1/J) + O(Je^{-2L} + (1/J)e^{-L}). \end{aligned}$$

□

Proposition 8.11. *Assume $|x| < |M|$ and $j < L/2$. Then there exists $\sigma_1 \in \{-1, +1\}$ such that:*

$$\begin{aligned} \sinh(H_4) &= \sigma_1(N_1/N_2) \sinh(M) + \sigma_1 x \cosh(M) + O\left(\frac{E^2}{\sinh(M)}\right) \\ H_4 &= \sigma_1 M + \sigma_1 x + O(\coth(M)E^2). \end{aligned}$$

Proof. Recall that $\cosh(H_4) = (N_1/N_2) \cosh(M) + x \sinh(M)$. So,

$$\begin{aligned} \sinh^2(H_4) &= \cosh^2(H_4) - 1 \\ &= \left((N_1/N_2) \cosh(M) + x \sinh(M)\right)^2 - x^2 + (N_1/N_2)^2 - 1. \end{aligned}$$

Since $N_1/N_2 = 1 + O(E^2)$,

$$\sinh(H_4) = \sigma_1(N_1/N_2) \sinh(M) + \sigma_1 x \cosh(M) + O\left(\frac{E^2}{\sinh(M)}\right)$$

for some $\sigma_1 \in \{-1, +1\}$. If $\sigma_1 = 1$ then

$$\begin{aligned} \sinh(H_4 - M) &= \cosh(M) \sinh(H_4) - \cosh(H_4) \sinh(M) \\ &= (N_1/N_2) \cosh(M) \sinh(M) + \cosh^2(M)x \\ &\quad - (N_1/N_2) \cosh(M) \sinh(M) - \sinh^2(M)x + O(\coth(M)E^2) \\ &= x + O(\coth(M)E^2). \end{aligned}$$

In general, $\sinh(y) = y + O(y^3)$. So $H_4 = M + x + O(\coth(M)E^2)$. The calculation for $\sigma_1 = -1$ is similar. □

Proposition 8.12. *Assume $|x| < |M|$ and $j < L/2$. Then there exists $\sigma_2 \in \{1, 0\}$ such that*

$$H_5 = \sigma_2 i\pi + \frac{y}{\sinh(M)} + O\left(\frac{E^3}{\sinh^3(M)}\right).$$

where $y^2 = 1 - (N_1/N_2)^2 + x^2$ and $(\sigma_1, \sigma_2) \in \{(1, 1), (-1, 0)\}$. σ_1 is as in the previous proposition.

Proof. Recall $H_6 = M + i\pi$. Assume $\sigma_1 = +1$. By the law of cosines

$$\begin{aligned} \cosh(H_5) &= \frac{\cosh(H_2) - \cosh(H_6) \cosh(H_4)}{\sinh(H_6) \sinh(H_4)} \\ &= \frac{-N_1/N_2 + \cosh(M)((N_1/N_2) \cosh(M) + x \sinh(M))}{-\sinh(M) \sinh(H_4)} \\ &= -\frac{(N_1/N_2) \sinh(M) + x \cosh(M)}{\sinh(H_4)} \\ &= -1 + O(\cosh(M)E^2 / \sinh^2(M)). \end{aligned}$$

So $H_5 = i\pi + O(\sqrt{\cosh(M)}E / \sinh(M))$. Squaring, we obtain

$$\begin{aligned} \cosh^2(H_5) &= \frac{((N_1/N_2) \sinh(M) + x \cosh(M))^2}{((N_1/N_2) \cosh(M) + x \sinh(M))^2 - 1} \\ &= \frac{((N_1/N_2) \sinh(M) + x \cosh(M))^2}{((N_1/N_2) \sinh(M) + x \cosh(M))^2 - 1 + (N_1/N_2)^2 - x^2} \\ &= 1 + \frac{1 - (N_1/N_2)^2 + x^2}{\sinh^2(H_4)} \\ &= 1 + \frac{1 - (N_1/N_2)^2 + x^2}{\sinh^2(M)} + O\left(\frac{E^4}{\sinh^4(M)}\right) \end{aligned}$$

So

$$\sinh(H_5) = \frac{y}{\sinh(M)} + O\left(\frac{E^3}{\sinh^3(M)}\right).$$

where

$$y^2 = 1 - (N_1/N_2)^2 + x^2$$

Since $\sinh(z) = z + O(z^3)$ the case $\sigma_1 = 1$ follows. The $\sigma_1 = -1$ case is similar. □

Proof. (of theorem 8.2) The proof follows immediately from the preceding three propositions. \square

Proof. (of lemma 8.3) For now assume $M > |x|$ and $J = e^{L/2}$. Since H_4 is approximately $\sigma_1 M + \sigma_1 x$, \tilde{H}_4 has nonzero real part. So \tilde{H}_3 does not intersect \tilde{H}_5 . Since \tilde{H}_4 is oriented from \tilde{H}_3 to \tilde{H}_5 it must have positive real part. Thus $\sigma_1 = \sigma_2 = 1$. The equation for H_4 follows from the equation for x in theorem 8.2. Since $J = e^{L/2}$, a short calculation shows

$$y^2 = \frac{(c+b)^2}{a^2} e^{-L} + O(e^{-2L}).$$

We test the above in the special case in which $(a, b, c, d) = (1, 0, 1, 1)$. A short calculation shows that $e_0 = 0$ and $e_1 = e^L - 1$. So figure 8 accurately depicts the incidences and orientations of the geodesics $\tilde{H}_1, \dots, \tilde{H}_6$ except that \tilde{H}_1 and \tilde{H}_3 are coincident and \tilde{H}_2 is degenerate. But this is a limit of cases like those depicted in the figure. The key observation is that \tilde{H}_5 is oriented from its intersection with \tilde{H}_4 to its intersection with \tilde{H}_6 . Thus the real part of H_5 is positive. So in this case

$$y = \frac{(c+b)}{a} e^{-L/2} + O(e^{-3L/2}).$$

By continuity, the above holds in general. This case now follows from the formula for H_5 in theorem 8.2.

Now assume $M = -i\pi/2$ and $J = -ie^{L/2}$. A short calculation shows that

$$\begin{aligned} x &= -i(c+b)e^{-L/2-a} \\ y^2 &= \frac{-(c-b)^2}{a^2} e^{-L}. \end{aligned}$$

In particular x and y are both purely imaginary. Since \tilde{H}_5 is orthogonal to both \tilde{H}_1 and \tilde{H}_6 it must have endpoints equal to $\pm e^{L/2}$. The orientation of \tilde{H}_1 , \tilde{H}_6 and the fact that $H_6 = i\pi/2$ implies that \tilde{H}_5 is oriented from $e^{L/2}$ to $-e^{L/2}$. So the orientation on \tilde{H}_4 is from z to \bar{z} where z has positive imaginary part. But this implies that H_5 is purely real. So $\sigma_2 = 0$ which implies that $\sigma_1 = -1$.

As in the previous case, we test the above when $(a, b, c, d) = (1, 0, 1, 1)$. This time hexagon \mathcal{H} looks as in figure 9 below. In particular, the real part of \tilde{H}_5 is positive. With the formula for H_5 from theorem 8.2 this implies the lemma. \square

References

[Bowen, R] R. Bowen, *The equidistribution of closed geodesics*. Amer. J. Math. 94 (1972), 413–423.

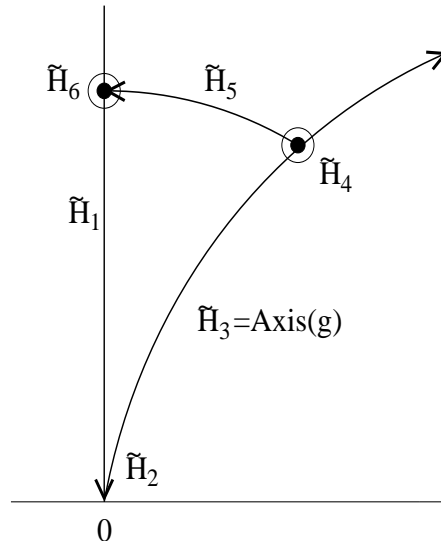


Figure 9: The hexagon \hat{H} in the case $M = -i\pi/2$ and $J = -ie^{L/2}$.

- [Buser] P. Buser, *Geometry and Spectra of Riemann Surfaces*. Progress in Mathematics, 106. Birkhauser Boston Inc., Boston, MA, 1992. xiv + 454pp.
- [Ehrenpreis] L. Ehrenpreis, *Cohomology with Bounds*. 1970. Symposia Mathematica. Vol IV (INDAM Rome 1968-69). pp389-395.
- [Gendron] T. Gendron, *The Ehrenpreis Conjecture and the Moduli-Rigidity Gap*, Complex Manifolds and Hyperbolic Geometry (Guanojuato 2001), 207-229.
- [Hedlund1] G.A. Hedlund, *Fuchsian groups and Transitive Horocycles*, Duke Math J., (2), 530-543, 1936.
- [Fenchel] W. Fenchel, *Elementary Geometry in Hyperbolic Space*, Walter de Gruyter, Berlin, 1989.
- [Ratcliffe] J. Ratcliffe, *Foundations of Hyperbolic Manifolds*, Springer-Verlag, New York, 1994.
- [Ratner] M. Ratner, *Raghunathan's topological conjecture and distributions of unipotent flows*, Duke J. Math. (63), 235-280, 1991.
- [Zimmer] R. Zimmer *Ergodic Theory and Semisimple Groups*. Monographs in Mathematics, 81. Birkhuser Verlag, Basel, 1984. x+209 pp.