

Linear structures on measured geodesic laminations

Francesco Bonsante⁽¹⁾

November 21, 2018

⁽¹⁾ Dipartimento di Matematica Applicata, via S. Maria 26, Pisa I-56127

Abstract

The space $\mathcal{ML}(F)$ of measured geodesic laminations on a given compact closed *hyperbolic* surface F has a canonical linear structure arising in fact from different sources in 2-dimensional hyperbolic (*earthquake theory*) or complex projective (*grafting*) geometry as well in $(2 + 1)$ Lorentzian one (*globally hyperbolic spacetimes of constant curvature*). We investigate this linear structure, by showing in particular how it heavily depends on the geometric structure of F , while to many other extents $\mathcal{ML}(F)$ only depends on the topology of F . This is already manifest when we describe in geometric terms the sum of two measured geodesic laminations in the simplest non trivial case of two weighted simple closed geodesics that meet each other at one point.

Introduction

Measured geodesic laminations were pointed out by Thurston in the late of 70's and since then they have played a fundamental role in low-dimensional topology and geometry.

Given a hyperbolic surface F , whose topological support S is a closed orientable surface of genus $g \geq 2$, we will denote by $\mathcal{ML}(F)$ the space of measured geodesic laminations on F . We just mention some important facts about that space, referring to Section 1 for some details.

- A natural *action* of $\mathbb{R}_{>0}$ on $\mathcal{ML}(F)$ is defined by setting $t\lambda$ as the lamination with the same support as λ and such that the $t\lambda$ -total mass of any transverse arc is equal to the λ -mass multiplied by t .

- Every measured geodesic lamination λ induces a positive-valued function ι_λ on the space \mathcal{C}_F of closed geodesics on F by setting $\iota_\lambda(C)$ equal to the λ -mass of C . In this way we obtain a map $\mathcal{ML}(F) \rightarrow \mathbb{R}_{\geq 0}^{\mathcal{C}_F}$. Such a map is injective and we will consider on $\mathcal{ML}(F)$ the topology induced by $\mathbb{R}_{\geq 0}^{\mathcal{C}_F}$.

- An important fact is that there exists a topological description of this space involving only the topology of S . It is possible to define a canonical identification between $\mathcal{ML}(F)$ and the space $\mathcal{MF}(S)$ of measured foliations on S that in turn is homeomorphic to \mathbb{R}^{6g-6} .

If \mathcal{T}_g denotes the Teichmüller space of S we can consider the set

$$\mathcal{T}_g \times \mathcal{ML}_g = \bigcup_{[F] \in \mathcal{T}_g} \mathcal{ML}(F)$$

By previous facts it follows that $\mathcal{T}_g \times \mathcal{ML}_g$ is a *trivial fiber bundle* on $\mathcal{T}_g \times \mathcal{ML}_g$ with fiber equal to \mathbb{R}^{6g-6} .

Measured geodesic laminations are deeply involved in many contexts in low-dimensional topology and geometry. In this paper we will focus on some applications of measured geodesic laminations. We will see that in each context we will deal with a natural homeomorphism between $\mathcal{ML}(F)$ and a $6g - 6$ -real vector space arises. Moreover this homeomorphism preserves the product by positive numbers. We will be interested in studying the linear structures on $\mathcal{ML}(F)$ obtained by such homeomorphisms. We will see that even if they arise in different frameworks, the linear structures induced on $\mathcal{ML}(F)$ coincide (so $\mathcal{ML}(F)$ is equipped with a well-defined linear structure).

First let us introduce the applications of measured geodesic laminations we will deal with.

1) The first one is *the earthquake theory*. Given a measured geodesic lamination λ on a hyperbolic surface F the (left or right) earthquake on F along λ is a way to produce a new hyperbolic structure $E_\lambda(F)$ on S . This construction was pointed out by Thurston [18] and in a sense is a generalization of Dehn twist action on \mathcal{T}_g . An important result due to Thurston is that given any pair of hyperbolic structures (F, F') there exists a unique (left) earthquake on F relating them.

2) The second application occurs in Thurston parameterization of the space of *projective structures* on S . A projective structure is a maximal $(\mathbb{CP}^1, PSL(2, \mathbb{C}))$ -atlas. Thurston pointed out a geometric construction to associate to every hyperbolic structure F equipped with a measured geodesic lamination λ a projective structure $Gr_\lambda(F)$ (called *the grafting* of F along λ) (see [17, 7, 10, 11] for details). Moreover the map

$$\mathcal{T}_g \times \mathcal{ML}_g \ni (F, \lambda) \mapsto Gr_\lambda(F) \in \mathcal{P}(S)$$

turns to be a homeomorphism between $\mathcal{T}_g \times \mathcal{ML}_g$ with the equivalence classes of (marked) projective structures.

3) An important application of measured geodesic laminations occurs in $(2 + 1)$ -Lorentzian geometry. Given any $\kappa \in \{0, \pm 1\}$ Mess [12] pointed out an explicit

construction to associate to every hyperbolic surface F equipped with a measured geodesic lamination λ a *maximal spacetime* $Y_\kappa(F, \lambda)$ with *constant curvature* equal to κ and a Cauchy surface diffeomorphic to S . Moreover he proved that for $\kappa \in \{0, -1\}$ his construction furnishes a parameterizations of maximal spacetimes with constant curvature equal to κ and Cauchy surface diffeomorphic to S . An analogous statement was proved by Scannell [16] for the case $\kappa = 1$. Hence $\mathcal{T}_g \times \mathcal{ML}_g$ arises as the fundamental structure encoding a priori rather different geometric objects. A clean geometric explanation of this pervasive role of $\mathcal{T}_g \times \mathcal{ML}_g$ was recently furnished in [1] by means of a general Wick rotation-rescaling theory.

In the present paper we focus on the fact that each of the above applications yields to a natural linear structure on $\mathcal{ML}(F)$. Our aim is to investigate these linear structures. In particular we would like to give a *geometric description of the sum* of two measured geodesic laminations. We will show that it is actually a quite difficult task. For, although we can give a description of $\mathcal{ML}(F)$ in purely topological terms (for instance by considering the atlas of $\mathcal{ML}(F)$ given by train-tracks), the sum *heavily depends on the given hyperbolic structure on S* . This fact already arises in the simplest non trivial case of two weighted simple closed geodesics that meet each other at one point. Also in this simplest case the determination of the sum lamination is not trivial at all.

Remark 0.1 We can consider the set of *differential quadratics* $\mathcal{Q}(F)$ with respect to the conformal structure induced by the hyperbolic metric on F . Every differential quadratic induces a horizontal foliation on S , that, in turn, corresponds to a measured geodesic lamination on F . It is well-known that such a correspondence yields an identification of $\mathcal{ML}(F)$ with $\mathcal{Q}(F)$ [9]. Notice that such a correspondence does not preserve the multiplication by positive numbers (if λ is the lamination corresponding to ω the lamination corresponding to $t\omega$ is $t^{1/2}\lambda$). So we will not deal with the linear structure on $\mathcal{ML}(F)$ arising from this identification.

Let us briefly describe the contents of this paper.

In the first section we just give a brief sketch of constructions we have described and then we explain how it is possible to associate to $\mathcal{ML}(F)$ a linear structure.

In the second section we prove that linear structures corresponding to different constructions actually coincide and in this way $\mathcal{ML}(F)$ results equipped with a canonical linear structure. Anyway let us just remark that the topological identification between $\mathcal{ML}(F)$ and $\mathcal{ML}(F')$ described by means of the canonical identification of $\mathcal{ML}(F)$ (and $\mathcal{ML}(F')$) with $\mathcal{MF}(S)$ *is not linear* with respect to those structures. Hence the linear structure on $\mathcal{ML}(F)$ does depend

on the geometry on F .

In the third section we will deal with the problem of the sum of two measured geodesic laminations. We will provide two partial results:

- 1) We will show that the set of laminations non-intersecting a surface with geodesic boundary F' embedded in F a subspace of $\mathcal{ML}(F)$;
- 2) Given two weighted simple geodesics $(C, c), (D, d)$ intersecting each other only in one point we will construct a sequence of weighted simple curves

$$(A_n, a_n), (C_n, c_n), (D_n, d_n)$$

such that

$$(C, c) + (D, d) = (A_n, a_n) + (C_n, c_n) + (D_n, d_n).$$

Moreover A_n is disjoint from C_n and D_n and C_n and D_n meets each other in one point. The sequence is constructed by recurrence. If for some n we have $d_n = 0$ then the process ends and the sum lamination is the simplicial lamination given by the union of (A_n, a_n) and (C_n, c_n) otherwise every term of the sum converge to a measured geodesic lamination. In particular (A_n, a_n) tends to a weighted curve (A_∞, a_∞) whereas the other terms tend to non-simplicial measured geodesic laminations $\lambda_\infty, \lambda'_\infty$ that are disjoint. Thus the sum lamination is the union of (A_∞, a_∞) , λ_∞ and λ'_∞ .

1 Measured geodesic laminations

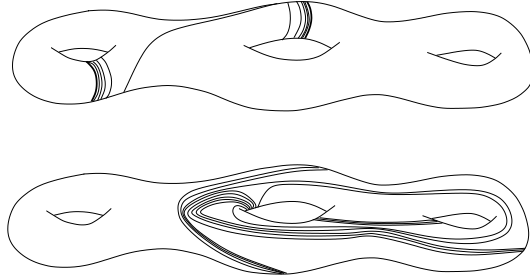


Figure 1: In the picture examples of non-simplicial geodesic laminations. The first one does not support any measure.

In this paper S will denote a closed orientable surface of genus g and F will denote S equipped with a hyperbolic metric (that is a metric of constant curvature equal to -1). Moreover $\pi_1(S)$ will denote the fundamental group of S

(with respect to some base point x_0) whereas $\pi_1(F)$ will denote the automorphism group of a *fixed* metric covering

$$\mathbb{H}^2 \rightarrow F$$

(so $\pi_1(F)$ is a discrete sub-group of $PSL(2, \mathbb{R})$).

A *geodesic lamination* L on F is a closed subset that is the disjoint union of simple complete geodesics. The following list summarizes the principal properties of geodesic laminations on a closed surface. A complete introduction to this topic can be found in [2, 5].

1. The Lebesgue measure of a geodesic lamination is zero.
2. If L is a geodesic lamination then every point lies in a unique geodesic contained in L . In particular a unique partition of L in complete geodesics exists.
3. The number of components of the complementary of L is finite.
4. The number of components of L is finite (but arc-connected components are in general uncountable).
5. The partition of L in geodesics induces a Lipschitz foliation on L . For this reason the geodesics contained in L are called the leaves of the lamination.

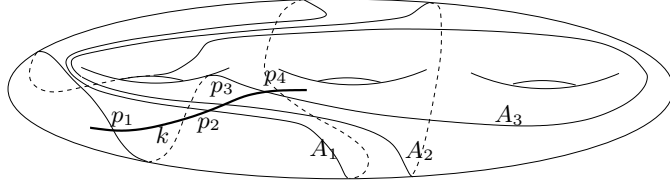
A typical example of geodesic lamination is a simple closed geodesic or more generally a multicurve that is a disjoint union of closed geodesics. Clearly there are more complicated geodesic laminations (see Fig. 1).

Notice that the definition of geodesic lamination is well-founded because of property 2. Actually in order to generalize this notion for arbitrary surfaces it is necessary to refine the definition (see [10] for possible generalizations).

Given a measured geodesic lamination L a differentiable arc c is *transverse* to L if for every point $x \in L \cap c$ the leaf through x is transverse to c . A *transverse measure* on L is the assignment of a Borel measure μ_c on every transverse path c such that

1. The support of μ_c is $L \cap c$.
2. If c' is a sub-arc of c then $\mu_{c'} = \mu_c|_{c'}$.
3. If c and c' are transverse paths related by an L -preserving homotopy then such a homotopy sends μ_c to $\mu_{c'}$.

A *measured geodesic lamination* $\lambda = (L, \mu)$ is a geodesic lamination L (called the support) provided with a transverse measure μ . A simple example of measured geodesic lamination is a *weighted multicurve* that is a multicurve provided with a positive number $a(C)$ for each component C . If k is a transverse arc then it meets the multicurve in a finite number of points (see Fig. 2). The associated



$$\mu_k(p_1) = A_3 \quad \mu_k(p_2) = A_1 \quad \mu_k(p_3) = A_2 \quad \mu_k(p_4) = A_3$$

Figure 2: A simplicial lamination.

measure is concentrated on such points (a sum of Dirac deltas) and the measure of any intersection point is equal to the weight of the curve containing that point.

Carrying a transverse measure is not a property shared by all the geodesic laminations. Actually in order to carry a transverse measure a geodesic lamination have to satisfy certain geometric properties. For instance if L is the support of a measured geodesic lamination that it decomposes in two sub-laminations

$$L = L' \cup L_s$$

such that L_s is a multicurve and L' does not contain any closed geodesic. In Figure 1 a geodesic lamination which does not satisfy such a property is shown.

By multiplying a transverse measure μ by a positive number a (that means that μ_c is multiplied by a for every transverse path c) we obtain a new transverse measure that will be denoted by $a\mu$. Briefly given a measured geodesic lamination λ and a positive number a we set $a\lambda = (L, a\mu)$. If $\mathcal{ML}(F)$ denote the set of measured geodesic laminations then the above rule define a left action of the multiplicative group $\mathbb{R}_{>0}$ on $\mathcal{ML}(F)$.

A particular lamination is the empty set. Such a lamination carries a unique transverse measure which is the zero measure (such that the measure of any path is zero). We will denote this degenerated measure lamination by 0. Notice that 0 is the unique point fixed by $\mathbb{R}_{>0}$ and the multiplication by 0 sends every measured lamination to 0.

Topology on the space of measured geodesic laminations

We are going to describe a suitable topology on the space $\mathcal{ML}(F)$ of measured geodesic laminations on F . As we are going to see this space will be described only in terms of topological features of F .

Let \mathcal{C} denote the set of loops in S up to free-homotopy. The family of closed geodesic paths, denoted by \mathcal{C}_F , furnishes a complete set of representatives of the quotient \mathcal{C} . This fact will play a fundamental role in relating the geometry and the topology of F . In particular it will be useful to describe $\mathcal{ML}(F)$ just in terms of topological features of F . In what follows whenever no ambiguity arises, we will use \mathcal{C} to indicate the set of closed geodesics as well as the set of paths up to

free homotopy. Finally notice that the metric covering map $\mathbb{H}^2 \rightarrow F$ establishes a bijection between \mathcal{C} and the set of conjugacy classes of $\pi_1(F)$.

Given a geodesic lamination L and a closed geodesic C notice that either C is a leaf of L or it is transverse to L . For a given geodesic lamination $\lambda = (L, \mu)$ let us define the intersection function

$$\iota_\lambda : \mathcal{C} \rightarrow \mathbb{R}_{\geq 0}$$

by setting

$$\iota_\lambda(C) = \begin{cases} \mu_C(C) & \text{if } C \text{ is transverse to } L \\ 0 & \text{otherwise.} \end{cases}$$

Clearly ι is homogeneous with respect to the action of \mathbb{R}^+ , that is

$$\iota_{a\lambda}(C) = a\iota_\lambda(C) \quad \text{for every simple geodesic } C.$$

The set of simple closed geodesics of F (corresponding to the loops without self-intersections), denoted by \mathcal{S} , is naturally identified to the subset of $\mathcal{ML}(F)$ of curves carrying the weight 1. With respect to such an identification the map ι_C associated to a simple curve C is the classical intersection form. A classical result ([14]) states that the intersection form provides an embedding

$$\mathcal{S} \rightarrow \mathbb{R}_{\geq 0}^{\mathcal{C}}$$

(actually it is possible to choose a finite number of elements of \mathcal{C} in such a way to obtain an inclusion of \mathcal{S} into \mathbb{R}^N for N sufficiently large). The following result is an extension of that one for general measured geodesic laminations. In a sense it states that measured geodesic laminations are the completion of weighted curves on F .

Proposition 1.1 *The map*

$$\iota : \mathcal{ML}(F) \ni \lambda \mapsto \iota_\lambda \in \mathbb{R}_{\geq 0}^{\mathcal{C}}$$

is injective. Its image is the closure of the image of $\mathbb{R}_+ \times \mathcal{S}$ and is homeomorphic to \mathbb{R}^{6g-6}

A proof of this proposition can be found in [13].

Varying the surface

Let F, F' be two hyperbolic structures on S and $\iota_F, \iota_{F'}$ be the corresponding intersection maps. Proposition 1.1 implies that ι_F and $\iota_{F'}$ have the same image so a natural identification between $\mathcal{ML}(F)$ and $\mathcal{ML}(F')$ arises by considering the map

$$\varphi_{FF'} = \iota_F^{-1} \circ \iota_{F'} : \mathcal{ML}(F') \rightarrow \mathcal{ML}(F).$$

It is possible to describe geometrically the map $\varphi_{FF'}$. Indeed given any diffeomorphism

$$f : F' \rightarrow F$$

we can consider the lifting to the universal covering spaces

$$\tilde{f} : \mathbb{H}^2 \rightarrow \mathbb{H}^2$$

that in turn can be extended to a homeomorphism of the whole $\overline{\mathbb{H}}^2$ [5]. The extension on the boundary considered up to post-composition by elements of $PSL(2, \mathbb{R})$ does not depend on f but only on the Teichmüller classes of F and F' .

Given a lamination L' of F' let \tilde{L}' denote its lifting to \mathbb{H}^2 . For every leaf l of \tilde{L}' let $\hat{f}(l)$ be the geodesic with end-points equal to the images through \tilde{f} of the end-points of l . Now the union of all $\hat{f}(l)$ is a geodesic lamination of \mathbb{H}^2 invariant under the action of $\pi_1(F)$. Thus it induces a lamination on F that we denote by $\hat{f}(L')$. By the above remark about f it turns out that $\hat{f}(L')$ does not depend on f but only on L, F, F' .

Given a measured geodesic lamination $\lambda' = (L', \mu')$ on F' the support of the measured geodesic lamination $\lambda = \varphi_{FF'}(\lambda')$ is simply the lamination $L = \hat{f}(L')$. In order to describe the transverse measure μ of λ notice that it is sufficient to describe the total mass of a geodesic segment. Now given a geodesic segment c on F let l_-, l_+ be the extremal leaves of L cutting c . Let l'_- and l'_+ be the corresponding leaves of L' and c' any geodesic segment joining them. Then we have $\mu_c(c) = \mu'_{c'}(c')$.

If F and F' represent the same point of the Teichmüller space \mathcal{T}_g then the map $\varphi_{FF'}$ is simply induced by the isometry.

Denote by \mathcal{ML}_g the image of the map ι in $\mathbb{R}_{\geq 0}^{\mathcal{C}}$. As we have seen this set depends only on g . Thus considering the trivial fiber bundle

$$\mathcal{T}_g \times \mathcal{ML}_g \rightarrow \mathcal{T}_g$$

it turns out that the fiber of a point represented by F can be naturally identified to $\mathcal{ML}(F)$. Therefore $\mathcal{T}_g \times \mathcal{ML}_g$ is called the fiber bundle of measured geodesic laminations of hyperbolic surfaces of genus g .

Intersection of measured geodesic laminations

We have seen how it is possible to define an intersection form between a measured geodesic lamination and a simple geodesic. Actually by using density result of Proposition 1.1 it is possible (see [15]) to define (in a unique way) a pairing

$$\iota : \mathcal{ML}(F) \times \mathcal{ML}(F) \rightarrow \mathbb{R}_+$$

such that

1. $\iota(a\lambda, a'\lambda') = aa'\iota(\lambda, \lambda')$ for every $\lambda, \lambda' \in \mathcal{ML}(F)$ and $a, a' \in \mathbb{R}_{\geq 0}$;
2. if C and C' are simple geodesics then $\iota(C, C')$ is the number of the intersection points between C and C' .

The pairing ι gives an important device to decide whether two measured geodesic laminations transversally intersect.

Theorem 1.2 *Given two measured geodesic laminations λ, λ' we have that $\iota(\lambda, \lambda') = 0$ if and only if λ and λ' do not transversally intersect.*

Notice that if two measured geodesic laminations λ and λ' do not transversally intersect then either they are disjoint or they share some component. Anyway the union of their supports is a geodesic lamination. ■

Length of a measured geodesic lamination

Given a hyperbolic surface F of genus g and a closed geodesic arc C we denote by $\ell_F(C)$ its length. By identifying \mathcal{C} with the set of closed geodesics of F we get a map

$$\ell_F : \mathcal{C} \rightarrow \mathbb{R}_+$$

called the length spectrum of F . It is well-known that length spectra of hyperbolic surfaces are equal if and only if they represent the same point in Teichmüller space \mathcal{T}_g . Actually we can choose curves C_1, \dots, C_N such that the map

$$\mathcal{T}_g \ni [F] \mapsto (\ell_F(C_1), \dots, \ell_F(C_N)) \in \mathbb{R}^N$$

furnishes a real-analytical embedding of \mathcal{T}_g .

The length of that multicurve given by geodesics C_1, \dots, C_N equipped with weights a_1, \dots, a_n is simply

$$\ell_F(\lambda) = \sum_{i=1}^n a_i \ell_F(C_i).$$

Proposition 1.3 *There exists a unique continuous function*

$$\ell_F : \mathcal{ML}(F) \rightarrow \mathbb{R}_{\geq 0}$$

such that if λ is a weighted multicurve then $\ell_F(\lambda)$ is its length.

See [11].

We call $\ell_F(\lambda)$ the length of the lamination λ .

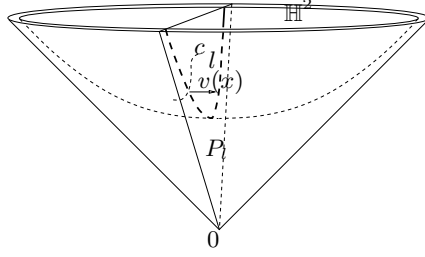


Figure 3: The construction of a regular domain associated to a measured geodesic laminations

2 Linear structure on $\mathcal{ML}(F)$

As we are going to see there are several canonical identifications of $\mathcal{ML}(F)$ with \mathbb{R}^{6g-6} arising from a priori very different frameworks. We will see that the linear structures on $\mathcal{ML}(F)$ induced by such identifications fit well so $\mathcal{ML}(F)$ carries a natural linear structure. On the other hand we will see that the natural identification between the spaces of measured geodesic laminations on two different hyperbolic surfaces F, F' is only a homogenous map (not linear) unless they represent the same point of Teichmüller space. Thus the linear structure depends on the geometry of F .

Identification by flat Lorentzian geometry

Consider the isometric embedding of \mathbb{H}^2 into the Minkowski space \mathbb{M}^3 (that is \mathbb{R}^3 provided with the standard scalar Minkowski scalar product $\langle \cdot, \cdot \rangle$) yielded by identifying \mathbb{H}^2 with the set

$$\{x \mid \langle x, x \rangle = -1 \text{ and } x_0 > 0\}.$$

With respect to this embedding, the isometry group of \mathbb{H}^2 is identified to the group of orthocronus linear transformations of \mathbb{R}^3 preserving the Minkowskian product.

Given a measured geodesic lamination $\lambda = (L, \mu)$ on a closed hyperbolic surface F consider its lifting $\tilde{\lambda} = (\tilde{L}, \tilde{\mu})$ on the universal covering \mathbb{H}^2 . Now let us fix an *oriented* arc c in \mathbb{H}^2 transverse to \tilde{L} . Given a point $x \in c \cap \tilde{L}$ the leaf l through x is the intersection between a timelike plane P_l and \mathbb{H}^2 . Thus it makes sense to consider the direction orthogonal to P_l that is a spacelike line. Denote by $v(x)$ the unit vector on such a line pointing as c (note that $v(x)$ depends only on l and on the orientation of c). For x not lying on \tilde{L} let us put $v(x) = 0$. In this way we have defined a function

$$v : c \rightarrow \mathbb{R}^3$$

that is continuous on $c \cap \tilde{L}$ because the foliation on \tilde{L} is Lipschitzian. Thus we can set

$$I(c) = \int_c v(x) d\tilde{\mu}(x).$$

By a simple analysis of the geometry of laminations on \mathbb{H}^2 it is not hard to prove that $I(c)$ depends only on the end-points of c and on the orientation of c . Thus given two points x, y in \mathbb{H}^2 we choose any arc c joining x to y and orient it from x towards y , and set

$$\rho(x, y) = I(c).$$

Let us point some important properties of this function.

1. For every $x, y \in \mathbb{H}^2$ we have

$$\langle \rho(x, y), y - x \rangle \geq 0 \quad (1)$$

and the identity holds if and only if x and y lie in the same stratum of \tilde{L} (a stratum is either a leaf or a connected component of $\mathbb{H}^2 \setminus \tilde{L}$). Indeed if t is a point on the geodesic segment $[x, y]$ by the choices made we have that $\langle v(t), y \rangle \geq 0$ and $\langle v(t), x \rangle \leq 0$ (actually the strict inequalities hold except if $v(t) = 0$).

2. If \tilde{L}_s denote the lifting of the simplicial part of L then we have

$$\rho(x, z) = \rho(x, y) + \rho(y, z) \quad (2)$$

for every $x, z \in \mathbb{H}^2$ and $y \in \mathbb{H}^2 - \tilde{L}_s$.

3. Since $\tilde{\lambda}$ is invariant by the action of $\pi_1(F)$ we easily get

$$\rho(\gamma x, \gamma y) = \gamma \rho(x, y) \quad (3)$$

for every $x, y \in \mathbb{H}^2$ and $\gamma \in \pi_1(F)$.

Fix a base point $x_0 \in \mathbb{H}^2 - \tilde{L}_s$ and consider the function

$$\tau : \pi_1(F) \ni \gamma \mapsto \rho(x_0, \gamma x_0) \in \mathbb{R}^3.$$

By equations (2) and (3) we have

$$\tau(\alpha\beta) = \tau(\alpha) + \alpha\tau(\beta).$$

thus τ is a cocycle of $\pi_1(F)$ taking values onto \mathbb{R}^3 (notice that \mathbb{R}^3 is naturally a $\pi_1(F)$ -module, since the holonomy action of $\pi_1(F)$ extends to a linear action on \mathbb{R}^3).

Moreover by choosing another base point x'_0 we obtain a new cocycle τ' that differs from τ by a coboundaries, namely

$$\tau'(\gamma) = \tau(\gamma) + \gamma\rho(x_0, x'_0) - \rho(x_0, x'_0).$$

Therefore we have defined a map

$$I_L : \mathcal{ML}(F) \rightarrow H^1(\pi_1(F), \mathbb{R}^3)$$

that we are going to show to be bijective.

Given a cocycle $\tau \in Z^1(\pi_1(F), \mathbb{R}^3)$ we can associate to every $\gamma \in \pi_1(F)$ an affine map γ_τ with linear part equal to γ and translation part equal to $\tau(\gamma)$. Clearly γ_τ is an isometry of the Minkowski space. Moreover the cocycle rule implies that the map

$$h_\tau : \pi_1(F) \ni \gamma \mapsto \gamma_\tau \text{Iso}(\mathbb{M}^3)$$

is a representation. Mess showed [12] that h_τ is the holonomy of a flat spacetime homeomorphic to $F \times \mathbb{R}$.

Recall that a (future complete) *regular domain* is an open convex subset of \mathbb{R}^3 that is the intersection of the future of a non-empty family of null planes (a null plane is a plan on which the Lorentzian form is degenerated).

Theorem 2.1 [12, 3] *Given $\tau \in Z^1(\pi_1(F), \mathbb{R}^3)$ there exists exactly one regular domain \mathcal{D}_τ that is invariant by the action of $\pi_1(F)$ induced by h_τ . Moreover the action of $\pi_1(F)$ on \mathcal{D}_τ is free and properly discontinuous and the quotient $Y_\tau = \mathcal{D}_\tau / \pi_1(F)$ is a maximal globally hyperbolic spacetime homeomorphic to $F \times \mathbb{R}$*

■

We are going to sketch how it is possible to establish that the map I_L is bijective. Indeed we will show

- 1) How to construct only in terms of λ the regular domain \mathcal{D}_τ invariant for the cocycle τ associated to λ .
- 2) Given a cocycle τ how to construct a measured geodesic lamination λ on F looking at the geometry of \mathcal{D}_τ .

1) Let x_0 denote the base point of \mathbb{H}^2 used to compute τ . For $x \in \mathbb{H}^2$ let us set $u(x) = \rho(x_0, x)$. This function turns to be constant on the strata of \tilde{L} . Given $x \in \mathbb{H}^2$ let $F(x)$ be the stratum through x and $\partial_\infty F(x)$ the set of ideal points in the closure of $F(x)$ in $\overline{\mathbb{H}^2}$. Thus we can define the set

$$\Omega = \bigcap_{x \in \mathbb{H}^2 - \tilde{L}} \bigcap_{[v] \in \partial_\infty F(x)} I^+(u(x) + v^\perp).$$

By inequality (1) we have that $I^+(u(x)) \subset \Omega$ and so Ω is a regular domain. On the other hand Equation (3) implies that Ω is invariant by the $\pi_1(F)$ -action induced by h_τ . It follows that $\Omega = \mathcal{D}_\tau$.

2) Since \mathcal{D}_τ is a future-complete convex set it is not hard to see that for every point $x \in \mathcal{D}_\tau$ there exists a unique point $r(x) \in \partial\mathcal{D}_\tau \cap \mathcal{I}^-(x)$ that maximizes the Lorentzian distance from x (recall that in Minkowski space the Lorentzian distance between two points x, y related by a timelike geodesic is simply $|x - y| = (-\langle x - y, x - y \rangle)^{1/2}$). The function $T(x) = |x - r(x)|$ carries nice properties:

- (i) It is the cosmological time of \mathcal{D}_τ , that means that $T(x)$ is the sup of proper times of causal curves of \mathcal{D}_τ with future-endpoint equal to x ;
- (ii) It is a C^1 -submersion and its Lorentzian gradient at x is simply the unit timelike vector

$$-\frac{1}{T(x)}(x - r(x));$$

(iii) $r(x)$ is the unique point on $\partial\mathcal{D}_\tau$ such that $x - r(x)$ is a spacelike support plane at $r(x)$.

The function $N : \mathcal{D}_\tau \rightarrow \mathbb{H}^2$ given by $N(x) = \frac{1}{T(x)}(x - r(x))$ is called *the Gauss map*. Indeed it coincides with the (Lorentzian) Gauss map of the level surfaces of T . The following formula can be immediately deduced by definition

$$x = r(x) + T(x)N(x).$$

The image of r is called *the singularity* in the past of \mathcal{D}_τ . By property (iii) it coincides with the set of points in $\partial\mathcal{D}_\tau$ admitting a spacelike support plane. Moreover for every point p in the singularity the set $\mathcal{F}_p = N(r^{-1}(p)) \subset \mathbb{H}^2$ represents the set of timelike directions orthogonal to some spacelike support plane at p . In particular it is not hard to see that \mathcal{F}_p is a convex subset. Since \mathcal{D}_τ is a regular domain \mathcal{F}_p turns to be the convex hull of its accumulation points on $\partial\mathbb{H}^2$ (notice that accumulation points of \mathcal{F}_p on $\partial\mathbb{H}^2$ are the null directions orthogonal to null support planes through p). Finally inequality (1) implies that for any p, q in the singularity, the geodesic of \mathbb{H}^2 orthogonal to the spacelike vector $p - q$ separates \mathcal{F}_p from \mathcal{F}_q . Thus the set

$$\tilde{L} = \bigcup_{p: \mathcal{F}_p \text{ is a geodesic}} \mathcal{F}_p \cup \bigcup_{p: \dim \mathcal{F}_p = 2} \partial\mathcal{F}_p$$

is a geodesic lamination of \mathbb{H}^2 . By the invariance of \mathcal{D}_τ for Γ_τ it easily follows that \tilde{L} is invariant for Γ . Thus it induces a geodesic lamination L on F

In order to define a transverse measure on \tilde{L} (invariant for Γ) take an arc transverse c to \tilde{L} . By technical arguments [4] it is possible to prove that $u = N^{-1}(c) \cap T^{-1}(1)$ is a rectifiable arc. Since r is Lipschitzian (with respect to the Euclidean distance) we can consider its derivative \dot{r} on u that turns to be a spacelike vector with Lorentzian length less than 1. Thus we can set $\tilde{\mu}_c$ the direct image through N of the measure $|\dot{r}|ds$ where ds is the natural Lebesgue measure on u . Clearly $\tilde{\lambda} = (\tilde{L}, \tilde{\mu})$ is a Γ -invariant measured lamination so it induces a

geodesic lamination λ on F . By construction it is not hard to see that the lamination λ induces the cocycle τ .

Identification by earthquake theory

Given a measured geodesic lamination λ on F Thurston introduced the notion of earthquake on F with shearing locus λ . As we are going to explain, it is the natural extension of the Dehn-twist action.

For the sake of simplicity we establish just the results we need, referring to the literature on this topic to a complete introduction [18]. Given a weighted simple curve (C, a) on a hyperbolic surface F we can consider the surface F' obtained by cutting F along C and by gluing again the geodesic boundaries of the cutted surface after a (left) twist of length a . In what follows we simply say that F' is obtained by a left earthquake on F with shearing lamination (C, a) and denote it by $\mathcal{E}_{(C,a)}(F)$.

Now Thurston showed that this procedure can be extended to general laminations.

Theorem 2.2 [18] *There exists a continuous map*

$$\mathcal{E} : \mathcal{T}_g \times \mathcal{ML}_g \ni (F, \lambda) \mapsto \mathcal{E}_\lambda(F) \rightarrow \mathcal{T}_g$$

such that if λ is a weighted simple curve then $\mathcal{E}_\lambda(F)$ is the surface describe above.

Given two elements $F, F' \in \mathcal{T}_g$ there exists a unique $\lambda \in \mathcal{ML}(F)$ such that $F' = \mathcal{E}_\lambda(F)$.

■

Given a measured geodesic lamination λ on a hyperbolic surface F the path into the Teichmüller space

$$[0, 1] \ni t \mapsto \mathcal{E}_{t\lambda}(F)$$

turns to be differentiable. So we can associate to λ the tangent vector at 0:

$$u_F(\lambda) = \frac{d}{dt}\bigg|_{t=0} \mathcal{E}_{t\lambda}(F) \in T_F \mathcal{T}_g.$$

On the other hand, since the holonomy map is a diffeomorphism of \mathcal{T}_g onto an open set of the variety of representations of $\pi_1(F)$ on $PSL(2, \mathbb{R})$ up to conjugacy, by general facts [6, 8] it turns out that $T_F \mathcal{T}_g$ is canonically identified to $H_{\text{Ad}}^1(\pi_1(F), \mathfrak{sl}(2, \mathbb{R}))$ where $\pi_1(F)$ acts on $\mathfrak{sl}(2, \mathbb{R})$ via the adjoint representation.

In particular if $\rho_t : \Gamma = \pi_1(F) \mapsto PSL(2, \mathbb{R})$ is the holonomy corresponding to $\mathcal{E}_{t\lambda}(F)$ then the cocycle corresponding to the vector $u_F(\lambda)$ is simply

$$X_F(\lambda)[\gamma] = \frac{d\rho_t(\gamma)}{dt}\bigg|_{t=0} \gamma^{-1}.$$

We can explicitly compute $X_F(\lambda)$. For every oriented geodesic l of \mathbb{H}^2 the standard infinitesimal generator of the group of hyperbolic transformations with axis equal to l is the element $Y_l \in \mathfrak{sl}(2, \mathbb{R})$ such that $\exp(Y_l)$ is the transformation with repulsive point equal to the starting point of l and translation length equal to 1.

Now denote by $\tilde{\lambda}$ the lifting of λ on \mathbb{H}^2 and fix a base point x_0 . Then for $\gamma \in \Gamma$ consider the function

$$Y : [x_0, \gamma(x_0)] \rightarrow \mathfrak{sl}(2, \mathbb{R})$$

such that if $t \in \tilde{\lambda}$ then $Y(t)$ is the standard generator of the group of transformations with axis equal to the leaf through t (oriented as the boundary of the half-plane containing x_0) and is 0 otherwise. Thus up to coboundaries we have [1, 7]

$$X_F(\lambda)[\gamma] = \int_{[x_0, \gamma(x_0)]} Y(t) d\tilde{\mu}(t).$$

Eventually we have produced a map

$$I_E : \mathcal{ML}(F) \mapsto H_{Ad}^1(\pi_1(F), \mathfrak{sl}(2, \mathbb{R}))$$

that turns to be bijective. Thus a linear structure is induced on $\mathcal{ML}(F)$. In what follows we are going to see that this structure matches with that induced by the map I_L described above.

The killing form on $\mathfrak{sl}(2, \mathbb{R})$ is a Minkowskian form so $\mathfrak{sl}(2, \mathbb{R})$ turns to be isometric to the Minkowskian space \mathbb{R}^3 . Actually there exists a unique isometry

$$H : \mathfrak{sl}(2, \mathbb{R}) \rightarrow \mathbb{R}^3$$

equivariant by the action of $PSL(2, \mathbb{R})$. The map H yields a isomorphism

$$H_* : H_{Ad}^1(\pi_1(F), \mathfrak{sl}(2, \mathbb{R})) \rightarrow H^1(\pi_1(F), \mathbb{R}^3)$$

and we are going to see that the following diagram commutes

$$\begin{array}{ccc} \mathcal{ML}(F) & \xrightarrow{I_E} & H^1(\pi_1(F), \mathfrak{sl}(2, \mathbb{R})) \\ \downarrow Id & & \downarrow H_*/2 \\ \mathcal{ML}(F) & \xrightarrow{I_L} & H^1(\pi_1(F), \mathbb{R}^3). \end{array}$$

Indeed if l is an oriented geodesic the standard generator X_l is spacelike with norm equal to 1/2 (it is sufficient to prove it when the axis has end-point $0, \infty$). Moreover since H is equivariant we have

$$\exp(X_l)H(X_l) = H(X_l)$$

thus $H(X_l)$ is orthogonal to l . Finally by an explicit computation we can see that $H(X_l)$ points outwards from the half-spaces of \mathbb{H}^2 bounded by l and inducing the right orientation on it.

Since H is linear we have

$$H(X_F(\lambda)[\gamma]) = H\left(\int_{\lceil}^{x_0, \gamma x_0} Y(t) d\tilde{\mu}(t)\right) = \int_{[x_0, \gamma x_0]} H(Y(t)) d\tilde{\mu}(t) = \frac{1}{2} \tau_F(\lambda).$$

Identification by using the length function

Given a hyperbolic surface F and a measured geodesic lamination λ we have introduced the length of λ with respect to F . Thus we can consider the positive-real function ℓ defined on the fiber bundle of measured laminations by setting

$$\ell(F, \lambda) = \ell_F(\lambda).$$

We have:

Proposition 2.3 [11] *The map*

$$\ell : \mathcal{T}_g \times \mathcal{ML}_g \rightarrow \mathbb{R}_{\geq 0}$$

is continuous. Moreover if we fix $\lambda \in \mathcal{ML}_g$ then the map

$$u_\lambda : \mathcal{T}_g \ni F \mapsto \ell(F, \lambda) \in \mathbb{R}_{\geq 0}$$

is real-analytic.

By Proposition 2.3 we can consider the gradient ∇u_λ of u_λ with respect to the Weil-Petersson metric of \mathcal{T}_g . In this way we obtain a map

$$I_T : \mathcal{ML}(F) \ni \lambda \mapsto \nabla u_\lambda(F) \in T_F \mathcal{T}_g.$$

Proposition 2.4 [11] *Let J be the endomorphism of the tangent bundle of \mathcal{T}_g corresponding to the multiplication by i with respect to the complex structure of \mathcal{T}_g . Then the following diagram*

$$\begin{array}{ccc} \mathcal{ML}(F) & \xrightarrow{I_E} & T_F \mathcal{T}_g \\ \parallel & & \downarrow J \\ \mathcal{ML}(F) & \xrightarrow{I_T} & T_F \mathcal{T}_g \end{array}$$

is commutative.

Thurston pointed out a construction to associate to every hyperbolic surface F equipped with a measured geodesic lamination λ a projective structure $Gr_\lambda(F)$ on S . This construction yields a parameterization of the space of projective structures on S up to projective equivalence ■

$$Gr : \mathcal{T}_g \times \mathcal{ML}_g \rightarrow \mathcal{P}(S).$$

Given a projective structure on S the maximal atlas determines a well-defined complex structure on S , so we have a natural map

$$\mathcal{P}(S) \rightarrow \mathcal{T}_g$$

that turns to be a holomorphic bundle. In particular by projecting $Gr_\lambda(F)$ on \mathcal{T}_g we obtain a map

$$\mathcal{T}_g \times \mathcal{ML}_g \ni (F, \lambda) \mapsto gr_\lambda(F) \in \mathcal{T}_g.$$

If we fix a pair (F, λ) the path $t \mapsto gr_{t\lambda}(F)$ is a real analytic path starting from F so we can consider the vector

$$v_F(\lambda) = \frac{d}{dt} \Big|_{t=0} gr_{t\lambda}(F) \in T_F \mathcal{T}_g.$$

In [11] it is shown that

$$v_F = \nabla u_\lambda(F)$$

so in particular we see that the grafting map induces an identification between $\mathcal{ML}(F)$ and $T_F \mathcal{T}_g$ which differ by I_E by the multiplication by i of $T_F \mathcal{T}_g$.

3 Sum of two laminations

We have defined a linear structure on the space $\mathcal{ML}(F)$ of measured geodesic laminations on F and we have given several different interpretations. In this section we will take two laminations $\lambda_1, \lambda_2 \in \mathcal{ML}(F)$ and we will investigate what is the sum lamination $\lambda = \lambda_1 + \lambda_2$.

In the first part we will show that the set of measured geodesic lamination that does not intersect an embedded surface $F' \subset F$ with geodesic boundary is a subspace of $\mathcal{ML}(F)$.

In the second part we give a procedure to approximate the sum lamination in the case when the terms of the sum are simple curve meeting each other in one point.

The support of the sum lamination

Let us take $\lambda_1, \lambda_2 \in \mathcal{ML}(F)$ and denote by λ the sum lamination $\lambda_1 + \lambda_2$. Thus the cohomological class associated with λ is represented by the sum of cocycles τ_1 and τ_2 associated to λ_1 and λ_2 .

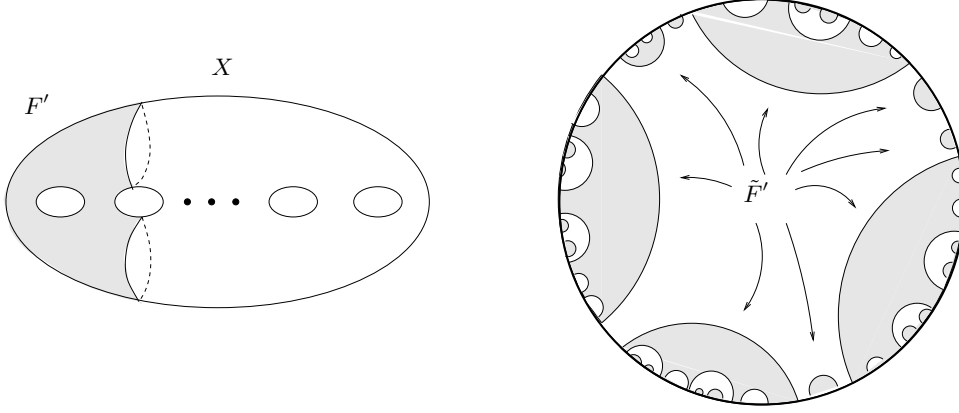


Figure 4: \tilde{F}' has infinite connected components, but each component is open and closed in \tilde{F}' .

Let $X \subset F$ be a hyperbolic surface with totally geodesic boundary such that the supports of λ_1 and λ_2 are contained in X . We will show that the support of λ is contained in X too.

Let us set $F' = \overline{F} - \overline{X}$ and denote by \tilde{F}' the inverse image of F' in \mathbb{H}^2 . Now let us fix $x_0 \in \tilde{F}'$ and consider functions

$$\rho_i : \tilde{F}' \ni x \mapsto \int_{x_0}^x v_i(t) d\lambda_i \in \mathbb{R}^{2+1} \quad \text{for } i = 1, 2$$

where $v_i(x)$ is the vector orthogonal to the leaf of λ_i through x . Up to adding co-boundaries we can suppose that $\tau_i(\gamma) = \rho_i(\gamma x_0)$. Moreover since \tilde{F}' does not intersect λ_1 and λ_2 we have that ρ_1 and ρ_2 are locally constant functions. Since every connected component of \tilde{F}' is open in \tilde{F}' it follows that these maps are continuous.

Now we have to show that the function $\rho(x) = \rho_1(x) + \rho_2(x)$ has good properties.

Lemma 3.1 *For every $x, y \in \tilde{F}'$ we have that $\rho(x) - \rho(y)$ is a spacelike vector whose dual geodesic separates x from y . Moreover $\rho(x) - \rho(y)$ points towards x .*

Proof : We know that $\rho_1(x) - \rho_1(y)$ and $\rho_2(x) - \rho_2(y)$ are spacelike vectors and the corresponding dual geodesics separate x from y . Moreover these vectors point towards x . Now we have two possibilities: either the dual geodesics intersect each other or they are disjoint. In the first the space generated by $\rho_1(x) - \rho_1(y)$ and $\rho_2(x) - \rho_2(y)$ is spacelike and so their sum is spacelike. In the second case, since they point towards x we get that their scalar product is positive. Thus it easily follows that $\rho(x) - \rho(y)$ is spacelike.

Since $\langle \rho_i(x) - \rho_i(y), x \rangle \geq 0$ and $\langle \rho_i(x) - \rho_i(y), y \rangle \leq 0$ the same holds for $\rho(x) - \rho(y)$. Thus if $\rho(x) - \rho(y) \neq 0$ then its dual geodesic separates x from y and $\rho(x) - \rho(y)$ points towards x . ■

Proposition 3.2 *Let us set $\tau = \tau_1 + \tau_2$. Then we have*

$$\mathcal{D}_\tau = \bigcap_{x \in \tilde{F}'} \mathcal{I}^+(\rho(x) + x^\perp).$$

Moreover $\rho(x)$ lies on the singularity of \mathcal{D}_τ .

Proof: Let $\Omega = \bigcap_{x \in \tilde{F}'} \mathcal{I}^+(\rho(x) + x^\perp)$. First let us prove that it is a regular domain.

By using inequality (1) we see that $\rho(x) \in \partial\Omega$ and $\rho(x) + x^\perp$ is a support plane through $\rho(x)$.

Now let $\tilde{F}_1, \tilde{F}_2, \dots, \tilde{F}_k, \dots$ be the connected components of \tilde{F}' and $\partial_\infty F_k$ be the set of ideal points of \tilde{F}_k . Finally let us put $\rho_k = \rho(x_k)$ where $x_k \in \tilde{F}_k$ (notice that ρ_k does not depend on the choice of x_k). It is not hard to see that

$$\bigcap_{x \in F_k} \mathcal{I}^+(\rho_k + x^\perp) = \bigcap_{[v] \in \partial_\infty F_k} \mathcal{I}^+(\rho_k + v^\perp)$$

where $\partial_\infty F_k$ is the set of accumulation points of F_k in the boundary of \mathbb{H}^2 (this equality is an easy consequence of the fact that F_k is the convex hull of $\partial_\infty F_k$).

In particular we get

$$\Omega = \bigcap_{k \in \mathbb{N}} \bigcap_{[v] \in \partial_\infty \tilde{F}_k} \mathcal{I}^+(\rho_k + v^\perp).$$

It follows that Ω is a regular domain and $\rho(x)$ is in the singularity of Ω . Moreover by construction we have that Ω is $h_\tau(\pi_1(F))$ -invariant so by Theorem 2.1 we obtain that $\Omega = \mathcal{D}_\tau$. ■

Let \tilde{S}_1 be the CT level surface $T^{-1}(1)$ of the domain \mathcal{D}_τ . Moreover let $r : \mathcal{D}_\tau \rightarrow \partial\mathcal{D}_\tau$ and $N : \mathcal{D}_\tau \rightarrow \mathbb{H}^2$ be respectively the projection on the singularity and the Gauss map. By Proposition 3.2 we obtain the following result.

Corollary 3.3 *For every $x \in \tilde{F}'$ we have that $x + \rho(x) \in \tilde{S}_1$ and*

$$\begin{aligned} r(x + \rho(x)) &= \rho(x) \\ N(x + \rho(x)) &= x. \end{aligned}$$

The lamination sum λ is the dual lamination of the singularity Σ_τ of Ω_τ . ■

We have seen in the proof of Proposition 3.2 that for every $[v] \in \partial_\infty \tilde{F}_k$ the ray $\rho(x_k) + \mathbb{R}v$ is contained in $\partial\mathcal{D}_\tau$. Thus we easily see that the plane through $\rho(x_k)$ orthogonal to v is a support plane for Ω_τ . By definition of $\mathcal{F}(\rho_k)$ we obtain $\tilde{F}_k \subset \mathcal{F}(\rho_k)$. Thus λ does not intersect the interior of \tilde{F} . In particular the following corollary holds.

Corollary 3.4 *Let $\lambda_1, \lambda_2 \in \mathcal{ML}(F)$ such that they do not intersect an embedded surface F' with totally geodesic boundary. Then the sum lamination $\lambda = \lambda_1 + \lambda_2$ does not intersect (the interior of) F' . Moreover let us fix a base point of x_0 belonging to the interior of \tilde{F}' in the pre-image of F' and consider the cocycles τ, τ_1, τ_2 computed with base point x_0 and laminations $\lambda, \lambda_1, \lambda_2$. Then we have*

$$\tau(\gamma) = \tau_1(\gamma) + \tau_2(\gamma) \quad \text{for all } \gamma \in \pi_1(F).$$

Remark 3.5 The last part of this corollary is not tautological. In fact by definition $\tau - \tau_1 - \tau_2$ is a coboundary whereas the corollary states that $\tau - \tau_1 - \tau_2$ is zero

Proof : The first part of corollary is obvious. For the second one consider the above notations. We have that $\tau_i(\gamma) = \rho_i(\gamma(x_0))$. On the other hand $\tau(\gamma)$ is defined by the equation

$$N(\gamma(x_0) + \tau(\gamma)) = \gamma(x_0).$$

By Corollary 3.3 we have

$$\tau(\gamma) = \rho_1(\gamma(x_0)) + \rho_2(\gamma(x_0)) = \tau_1(\gamma) + \tau_2(\gamma).$$

The sum of weighted simple curves intersecting each other only at one point ■

This is the simplest non trivial example of the sum of two laminations. However we will see that even in this case the description of the sum lamination is rather involved. We start from simple geodesics C and D with weights c and d . Then we recursively construct a sequence of simple geodesics A_k, C_k and D_k with weights a_k, c_k and d_k such that

$$(C, c) + (D, d) = (A_k, a_k) + (C_k, c_k) + (D_k, d_k)$$

and such that A_k is disjoint from C_k and D_k whereas C_k and D_k intersect each other at one single point. The construction ends if c_k or d_k are zero for some

k . Otherwise the weighted curves (A_k, a_k) , (C_k, c_k) and (D_k, d_k) converge to a measured laminations \mathcal{A}_∞ , \mathcal{C}_∞ and \mathcal{D}_∞ . Moreover the transverse intersection between \mathcal{C}_∞ and \mathcal{D}_∞ is zero. Thus the union $\mathcal{L}_\infty = \mathcal{A}_\infty \cup \mathcal{C}_\infty \cup \mathcal{D}_\infty$ is a measured lamination and we obtain that it is the sum lamination.

We use the following notation: given an element $\gamma \in \pi_1(F)$ we denote by A_γ the axis of γ (that is an oriented geodesic in \mathbb{H}^2) and by C_γ the image of A_γ in F . We know that C_γ is the unique oriented closed geodesic freely homotopic to γ . Finally given $\gamma, \gamma' \in \pi_1(F)$ such that $A_\gamma \cap A_{\gamma'} \neq \emptyset$ we denote by $\theta(\gamma, \gamma') \in [0, \pi)$ the angle between A_γ and $A_{\gamma'}$.

Now let (C, c) and (D, d) be two weighted simple curves intersecting each other at one point. We have to compute

$$(C, c) + (D, d).$$

Let us orient C and D in such a way that the angle between them is less or equal to $\pi/2$ (if the angle is less than $\pi/2$ there are two distinct ways to make this choice whereas if the angle is $\pi/2$ we can make every choice - i.e. there are 4 choices).

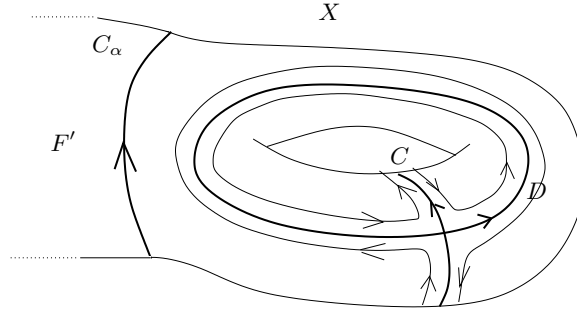


Figure 5: The curve C_α is freely homotopic to a boundary of a regular neighbourhood of $C_\gamma \cup C_\delta$, thus it is the boundary of a regular neighbourhood.

Choose $\gamma, \delta \in \pi_1(F)$ such that $C_\gamma = C$ and $C_\delta = D$ as oriented curves and A_γ intersects A_δ at a point p (we can choose γ arbitrarily among elements of $\pi_1(F)$ such that $C_\gamma = C$, but the choice of γ gives some constraints for the choice of δ). Now let us set $\alpha = \delta^{-1}\gamma^{-1}\delta\gamma$, we have that C_α is a simple curve which does not intersect C_γ and C_δ . Moreover it disconnects F in two regions. The region which contains $C \cup D$ is a regular neighbourhood of this set and we denote it by X . Notice that it is homeomorphic to a genus one surface with one boundary component (i.e. a torus minus a disk). The other one, say F' , is a hyperbolic surface with hyperbolic boundary.

Let \tilde{X} be the component of the lifting of X in \mathbb{H}^2 which contains $A_\gamma \cup A_\delta$ and \tilde{F}' be the component of the lifting of $F' = F - X$ which contains A_α . By previous

paragraph we get that the support of the sum lamination $\lambda = (C, c) + (D, d)$ is contained in X . The main proposition of this section is the following one.

Proposition 3.6 *Suppose that $\frac{c}{d} = r(\gamma, \delta)$ where*

$$r(\gamma, \delta) = \frac{\cos \theta(\gamma\delta, \delta)}{\cos \theta(\gamma\delta, \gamma)}.$$

Then we have

$$(C, c) + (D, d) = (C_\alpha, a) + (C_{\gamma\delta}, b)$$

where a and b are explicit (C^∞) functions of c, d , the lengths of C and D and the angle between C and D .

The proposition is proved by a long computation. We postpone the proof to the end of this section.

Remark 3.7 Notice that $\gamma, \delta \in \pi_1(F)$ depend (up to conjugation) on the choice of the orientation of C and D , in particular $\gamma\delta$ depends on this choice. On the other hand the support of the sum lamination does not depend on any orientation.

When the angle between C and D is less than $\pi/2$ we have two choices for the orientation. In particular if γ and δ represent C and D for a given orientation then γ^{-1} and δ^{-1} represent C and D for the other one. Since $\gamma\delta$ and $\gamma^{-1}\delta^{-1}$ are conjugated in $\pi_1(F)$ the result of Proposition 3.6 does not depend on our choices. On the other hand when the angle between C and D is $\pi/2$ then we can orient geodesics so that γ and δ^{-1} represent C and D . But $\gamma\delta^{-1}$ is not conjugated to $\gamma\delta$ nor to $(\gamma\delta)^{-1}$. However we will see that in this case the condition is $\frac{c}{d} = 1$ and the weight b is equal to 0.

Remark 3.8 The stabilizer of \tilde{X} in $\pi_1(F)$ is the free group generated by γ and δ (actually it is the fundamental group of $C_\gamma \cup C_\delta$). Let us denote this group by $\pi_1(X)$. Let T be the component of the inverse image of $C_\gamma \cup C_\delta$ containing A_γ . It is an infinite tree such that every edge has valence equal to 4, see Fig.6. Vertices of T are the translates of p_0 by elements of $\pi_1(X)$.

Consider the Cayley graph T' associated to $\pi_1(X)$: the vertices of T' are the elements of $\pi_1(X)$ and two vertices are joined by an edge if they differ by a right multiplication for $\gamma, \delta, \gamma^{-1}, \delta^{-1}$. We have that T' is an infinite tree such that every vertex has valence 4. Moreover there exists an isomorphism of trees between T and T' which takes the vertex $\eta \in \pi_1(X)$ to $\eta(p_0)$.

Notice that left translations give rise to a representation of $\pi_1(X)$ into the group of automorphisms of T' . Moreover we can choose the isomorphism between T and T' in such a way that the left multiplication corresponds to the natural action of $\pi_1(X)$ on T . By using this construction we can study the limit points of

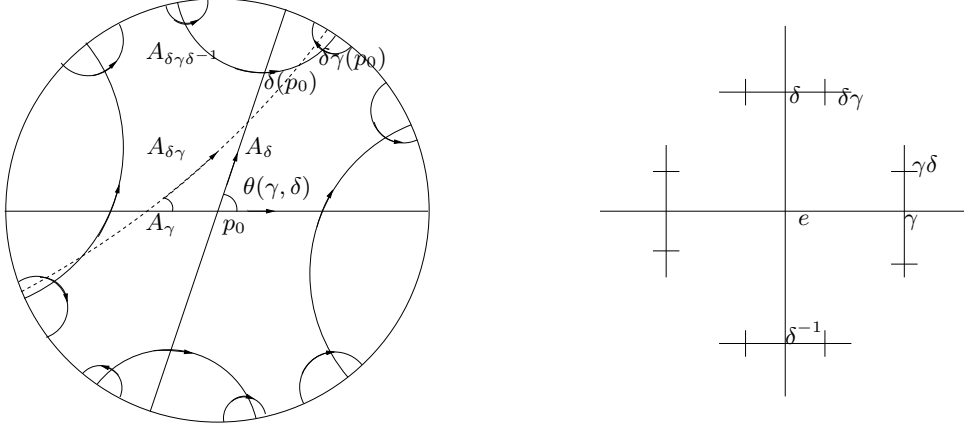


Figure 6: We have $\theta(\delta\gamma, \gamma) + \theta(\delta\gamma, \delta) < \theta(\delta, \gamma)$.

$(\delta\gamma)^n(p_0)$ for $n \in \mathbb{Z}$. From this analysis it follows that $A_{\delta\gamma}$ is like in Figure 6. By looking at the triangle with edges on $A_\gamma \cup A_\delta \cup A_{\delta\gamma}$ we get that $\theta(\delta\gamma, \gamma) + \theta(\delta\gamma, \delta) < \theta(\gamma, \delta)$ (see Fig. 6). Thus $\theta(\delta\gamma, \gamma) \in (0, \pi/2)$ so $r(\gamma, \delta)$ is well-defined.

Now we will construct by recurrence sequences $\gamma_k, \delta_k \in \pi_1(F)$ and $a_k, c_k, d_k \in \mathbb{R}_+$ such that

1. $(C, c) + (D, d) = (C_\alpha, a_k) + (C_{\gamma_k}, c_k) + (C_{\delta_k}, d_k)$.
2. C_α is disjoint from C_{γ_k} and C_{δ_k} whereas C_{γ_k} and C_{δ_k} intersect each other only at one point.
3. α is conjugated to the commutator of γ_k and δ_k .
4. The angle between C_{γ_k} and C_{δ_k} is less or equal to $\pi/2$ and $\frac{c_k}{d_k} \geq r(\gamma_k, \delta_k)$.
5. Either there exists k_0 such that $d_{k_0} = 0$ or the lengths of C_{δ_k} are not bounded in \mathbb{R} .

The recurrence process ends if for some N we have $d_N = 0$ and in this case we obtain that the sum $(C, c) + (D, d)$ is equal to the weighted multicurve $(A, a_N) + (C_{\gamma_N}, c_N)$. If the process does not end then we will see that the sequence converges to the lamination sum.

The first step is the following. Up to exchanging γ with δ we can suppose that $\frac{c}{d} > r(\gamma, \delta)$. Then let us put

$$\gamma_0 = \gamma \quad \delta_0 = \delta \quad a_0 = 0, c_0 = c, d_0 = d.$$

Suppose that $\gamma_k, \delta_k, a_k, c_k$ and d_k are defined, we have to describe the inductive step.

If $d_k = 0$ then we stop. Otherwise let us consider $r_k = r(\gamma_k, \delta_k)$. We can write

$$(C, c) + (D, d) = (C_\alpha, a_k) + (C_{\gamma_k}, c_k - r_k d_k) + (C_{\gamma_k}, r_k d_k) + (C_{\delta_k}, d_k).$$

Now by applying Proposition 3.6 we get that the sum of the two last terms is equal to

$$(C_\alpha, a) + (C_{\gamma_k \delta_k}, b)$$

for some $a, b \in \mathbb{R}_+$. Let us put $a_{k+1} = a_k + a$. For the other curves consider the following cases.

If $b = 0$ then put $\gamma_{k+1} = \gamma_k$, $c_{k+1} = c_k - r_k d_k$ and $d_{k+1} = 0$.

If $c_k = r_k d_k$ then put $\gamma_{k+1} = \gamma_k \delta_k$, $c_{k+1} = b$ and $d_{k+1} = 0$.

If $\frac{b}{c_k - r_k d_k} \geq r(\gamma_k, \gamma_k \delta_k)$ put

$$\begin{cases} \gamma_{k+1} = \gamma_k \delta_k & \delta_{k+1} = \gamma_k \\ c_{k+1} = b & d_{k+1} = c_k - r_k d_k. \end{cases}.$$

Finally if $\frac{b}{c_k - r_k d_k} < r(\gamma_k, \gamma_k \delta_k)$ put

$$\begin{cases} \gamma_{k+1} = \gamma_k & \delta_{k+1} = \gamma_k \delta_k \\ c_{k+1} = c_k - r_k d_k & d_{k+1} = b \end{cases}.$$

Since $C_{\gamma_k} \cap C_{\delta_k}$ is a single point the same happens for $C_{\gamma_{k+1}} \cap C_{\delta_{k+1}}$. Moreover by Remark 3.8 the angle between $A_{\gamma_{k+1}}$ and $A_{\delta_{k+1}}$ is smaller than the angle between A_{γ_k} and A_{δ_k} . Finally notice that the commutator of γ_{k+1} and δ_{k+1} is conjugated to α . Thus C_α is disjoint from $C_{\gamma_{k+1}}$ and $C_{\delta_{k+1}}$.

By using these facts we can see that this sequence verifies properties 1-4. Suppose that the sequence is infinite. Since δ_k 's are all different, they form a divergent sequence in $\pi_1(F)$. On the other hand since they are word in γ and δ with all positive exponents we get that A_{δ_k} have endpoints in the opposite segments of $\partial \mathbb{H}^2 - (A_\gamma \cup A_\delta)$. Thus the translation length of δ_k goes to infinity.

Lemma 3.9 *Suppose that the sequence $\{\gamma_k, \delta_k, a_k, c_k, d_k\}$ is infinite. Let us take $p_0 \in \tilde{F}'$ and $\beta \in \pi_1(F)$. Suppose that the geodesic segment $[p_0, \beta p_0] \subset \mathbb{H}^2$ is not contained in the axis of any element of $\pi_1(F)$ in the conjugacy class of γ_k and δ_k . Let N_k (resp. M_k) be the cardinality of the intersection of $[p_0, \beta p_0]$ with \tilde{C}_k (resp. \tilde{D}_k) where \tilde{C}_k (resp. \tilde{D}_k) is the lifting in \mathbb{H}^2 of the curve C_k (resp. D_k). Then there exists $C \in \mathbb{R}_+$ such that $N_k c_k \leq C$ and $M_k d_k \leq C$.*

Moreover a_k 's are bounded.

Proof: The cocycle associated to the sum lamination $(C, c) + (D, d)$ computed with starting point p_0 is equal to the cocycle associated to $(C_\alpha, a_k) + (C_{\gamma_k}, c_k) + (C_{\delta_k}, d_k)$ computed with starting point p_0 . Let τ be such a cocycle, we know that

$$\tau(\beta) = a_k \sum_{i=1}^K v_i + c_k \sum_{i=1}^{N_k} w_i + d_k \sum_{i=1}^{M_k} u_i$$

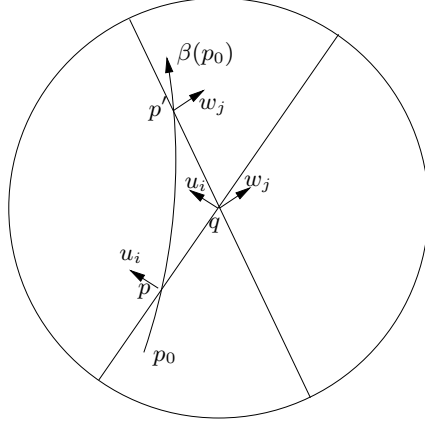


Figure 7: The angle at q of the triangle qpq' is equal to $\cos^{-1}(\langle u_i, w_j \rangle)$.

where K, N_k, M_k are respectively the cardinalities of the intersection of $[p_0, \beta p_0]$ with $\tilde{C}_\alpha, \tilde{C}_k$ and \tilde{D}_k , whereas v_i, w_i and u_i are respectively the unit vectors orthogonal to $\tilde{C}_\alpha, \tilde{C}_k$ and \tilde{D}_k pointing towards βp_0 . The geodesic corresponding to v_i is disjoint from all the geodesics corresponding to v_j, w_j, u_j . By an usual argument we get $\langle v_i, v_j \rangle \geq 1$, $\langle v_i, w_j \rangle \geq 1$ and $\langle v_i, u_j \rangle > 1$. In the same way we have that $\langle w_i, w_j \rangle \geq 1$ and $\langle u_i, u_j \rangle \geq 1$. Now we claim that there exists a number L (independent of n) such that the number of couples (u_i, w_j) such that $\langle u_i, w_j \rangle < 0$ is less than L . By the claim we get that

$$\langle \tau(\beta), \tau(\beta) \rangle \geq (ka_k)^2 + (N_k c_k)^2 + (M_k d_k)^2 - 2Lc_k d_k$$

(indeed if $\langle u_i, w_i \rangle < 0$ then by construction the dual geodesics intersect each other and so $\langle u_i, w_i \rangle \geq -1$). Thus the lemma follows from the claim.

Let us prove the claim. Suppose that $\langle u_i, w_j \rangle < 0$, then the corresponding geodesics intersect each other at a point q . On the other hand let $p \in \mathbb{H}^2$ ($p' \in \mathbb{H}^2$) be the intersection of the segment $[p_0, \beta p_0]$ with the geodesic corresponding to u_i (resp. w_i). Since $\langle u_i, w_j \rangle < 0$ the angle at q of the hyperbolic triangle qpq' is greater than $\pi/2$ (see Fig. 7). So the distance between q and the segment $[p_0, \beta p_0]$ is less than the length of the segment. Let H be the set of points whose distance from $[p_0, \beta p_0]$ is less than the length of this segment. We have that H is a compact set so that it intersects just a finite number L of the translates of a fixed fundamental domain for the action of $\pi_1(F)$.

We will see that L works. In fact we have that the point q projects on the intersection of C_{γ_k} and C_{δ_k} . Thus q runs over a set of L elements of \mathbb{H}^2 . On the other hand if we choose q in this set the lifting of C_{γ_k} (and C_{δ_k}) passing through q is unique, so the couple (u_i, w_j) is determined by q .

■

By Lemma 3.9 it follows that the families of weighted multi-curves $\{(C_{\gamma_k}, c_k)\}$ and $\{(C_{\delta_k}, d_k)\}$ are relatively compact in $\mathcal{ML}(F)$. Thus up to passing to a subsequence we can suppose that they respectively converge to two measured laminations λ'_∞ and λ''_∞ and moreover $a_k \rightarrow a_\infty$.

Proposition 3.10 *We have*

$$(C, c) + (D, d) = (C_\alpha, a_\infty) + \lambda'_\infty + \lambda''_\infty.$$

Moreover we have

$$\iota(C_\alpha, \lambda'_\infty) = 0 \quad \iota(C_\alpha, \lambda''_\infty) = 0 \quad \iota(\lambda'_\infty, \lambda''_\infty) = 0.$$

where $\iota : \mathcal{ML}(F) \times \mathcal{ML}(F) \rightarrow \mathbb{R}_+$ is the intersection pairing.

Proof: The first statement follows from the construction of the sequence. The intersection of C_α and λ'_∞ (resp. λ''_∞) is zero because of we have that $\iota(C_\alpha, (C_{\gamma_k}, c_k)) = 0$ (resp. $\iota(C_\alpha, (C_{\delta_k}, d_k)) = 0$) and the intersection is continuous function of $\mathcal{ML}(F) \times \mathcal{ML}(F)$. Finally notice that

$$\iota(\lambda'_\infty, \lambda''_\infty) = \lim_{k \rightarrow \infty} \iota((C_{\gamma_k}, c_k), (C_{\delta_k}, d_k)) = \lim_{k \rightarrow \infty} c_k d_k.$$

We have noticed that the length of C_{δ_k} goes to infinite so d_k goes to zero. On the other hand we know that c_k is bounded in \mathbb{R} so the proof is complete. ■

Since the geometric intersection between λ'_∞ and λ''_∞ is zero we see that their supports have empty transverse intersection. So the union of their supports is a geodesic lamination too. Thus this lamination can be endowed with a transverse measure so that the corresponding measure geodesic lamination λ_∞ is equal to $\lambda'_\infty + \lambda''_\infty$. Since λ_∞ is disjoint from C_α it follows that the union of these measured laminations gives the sum lamination.

Remark 3.11 Notice that the sum lamination has always simplicial components. Since the sequence a_k is increasing we have $a_\infty \neq 0$ so that (C_α, a_∞) is a simplicial sub-lamination of the sum lamination.

In the last part of this section we prove Proposition 3.6. Given a hyperbolic transformation $\alpha \in \text{SO}(2, 1)$ we denote by $x^0(\alpha) \in \mathbb{R}^{2+1}$ the unit spacelike vector of \mathbb{R}^{2+1} corresponding to A_α , such that it induces on A_α the orientation from the repulsive fixed point towards the attractive fixed point. The following lemma is a technical result which we need for the proof of Proposition 3.6.

Lemma 3.12 *Let $\gamma, \delta \in \pi_1(F)$ be such that C_γ and C_δ are two simple curves which intersect each other at one single point. Let $\alpha = \delta^{-1}\gamma^{-1}\delta\gamma$ and let W be the subspace of \mathbb{R}^{2+1} generated by $x^0(\delta\gamma), x^0(\gamma)$ and $x^0(\alpha) - \delta x^0(\alpha)$. Then the dimension of W is 2.*

Proof : Consider matrices

$$M(l) = \begin{pmatrix} \text{ch } l & \text{sh } l & 0 \\ \text{sh } l & \text{ch } l & 0 \\ 0 & 0 & 1 \end{pmatrix}$$

$$R_\theta = \begin{pmatrix} 1 & 0 & 0 \\ 0 & \cos \theta & -\sin \theta \\ 0 & \sin \theta & \cos \theta \end{pmatrix}.$$

We can choose coordinates in such a way that $\gamma = M(l)$ and $\delta = R_\theta M(m) R_{-\theta}$ where l (resp. m) is the length of C_γ (resp. C_δ) and θ is the angle between C_γ and C_δ . Thus we have that

$$x^0(\gamma) = \begin{pmatrix} 0 \\ 0 \\ 1 \end{pmatrix} \quad x^0(\delta) = \begin{pmatrix} 0 \\ -\sin \theta \\ \cos \theta \end{pmatrix}.$$

By an explicit computation we have that

$$w = \begin{pmatrix} \sin \theta (\text{ch } m - 1) \text{sh } l \\ -\sin \theta (\text{ch } m - 1) (\text{ch } l + 1) \\ \text{sh } l \text{sh } m + \cos \theta (\text{ch } l + 1) (\text{ch } m - 1) \end{pmatrix}$$

is a generator of $\ker(\delta\gamma - 1)$. In order to compute a generator of $\ker(\alpha - 1)$ notice that $\ker(\alpha - 1) = \ker(\delta\gamma - \gamma\delta)$. The latter is a skew-symmetric matrix so it is straightforward to compute its kernel. By performing such a computation it turns out that $\ker(\alpha - 1)$ is generated by

$$v = \begin{pmatrix} \text{sh } l \text{sh } m + (\text{ch } l - 1) (\text{ch } m - 1) \cos \theta \\ -\text{sh } m (\text{ch } l - 1) - \text{sh } l (\text{ch } m - 1) \cos \theta \\ -\sin \theta \text{sh } l (\text{ch } m - 1) \end{pmatrix}.$$

By an explicit computation we have

$$\delta v = \begin{pmatrix} \text{sh } l \text{sh } m - (\text{ch } l - 1) (\text{ch } m - 1) \cos \theta \\ -\text{sh } m (\text{ch } l - 1) + \text{sh } l (\text{ch } m - 1) \cos \theta \\ + \sin \theta \text{sh } l (\text{ch } m - 1) \end{pmatrix}.$$

So we obtain

$$v - \delta v = 2(\text{ch } m - 1) \begin{pmatrix} (\text{ch } l - 1) \cos \theta \\ -\text{sh } l \cos \theta \\ -\text{sh } l \sin \theta \end{pmatrix}.$$

Notice that W is generated by $x^0(\gamma), w, v - \delta v$. On the other hand an easy computation shows

$$\det \begin{bmatrix} 0 & \sin \theta (\text{ch } m - 1) \text{sh } l & (\text{ch } l - 1) \cos \theta \\ 0 & -\sin \theta (\text{ch } m - 1) (\text{ch } l + 1) & -\text{sh } l \cos \theta \\ 1 & \text{sh } l \text{sh } m + \cos \theta (\text{ch } l + 1) (\text{ch } m - 1) & \text{sh } l \sin \theta \end{bmatrix} = 0.$$

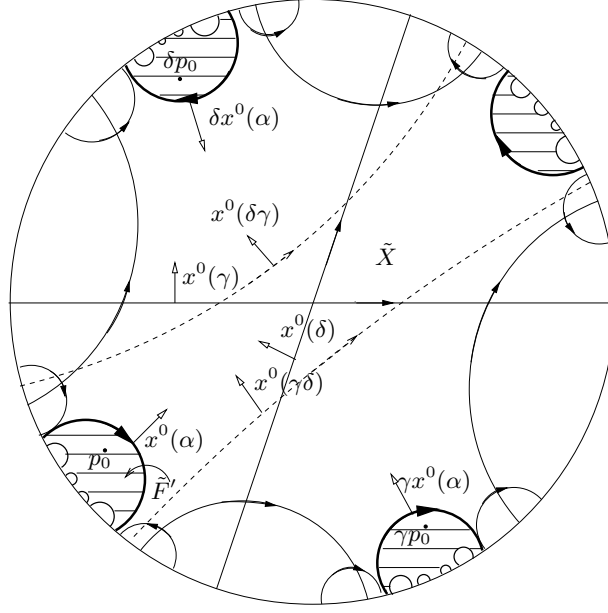


Figure 8:

■
Proof of Proposition 3.6: We use the notation introduced above. In particular let $p_0 \in \tilde{F}'$ be a base point. For a given weighted curve (A, a) we will denote by $(A, a)[\gamma] \in \mathbb{R}^{2+1}$ the value at γ of the cocycle corresponding to (A, a) computed with base point p_0 . Now we want to show that under the assumptions of the proposition there exist *positive* constants a, b such that

$$(C, c)[\beta] + (D, d)[\beta] = (C_\alpha, a)[\beta] + (C_{\delta\gamma}, b)[\beta] \quad \text{for all } \beta \in \pi_1(F). \quad (4)$$

By an application of Van Kampen theorem we know that $\pi_1(F)$ is the amalgamation of the stabilizer $\pi_1(F')$ of \tilde{F}' with the stabilizer of \tilde{X} along the stabilizer of the geodesic $\tilde{F}' \cap \tilde{X}$. We have that the stabilizer of X is the free group on γ and δ whereas the stabilizer of $\tilde{F}' \cap X$ is the group generated by α .

Notice that for all $\beta \in \pi_1(F')$ all terms involved in expression (4) are zero. Thus it is sufficient to find $a, b \in \mathbb{R}_+$ such that

$$\begin{cases} (C, c)[\gamma] + (D, d)[\gamma] = (C_\alpha, a)[\gamma] + (C_{\delta\gamma}, b)[\gamma] \\ (C, c)[\delta] + (D, d)[\delta] = (C_\alpha, a)[\delta] + (C_{\delta\gamma}, b)[\delta]. \end{cases} \quad (5)$$

Thus let us compute the terms in this expression. By an analysis of Fig. 8 we

obtain

$$\begin{cases} (C, c)[\gamma] = 0 & (D, d)[\gamma] = -dx^0(\delta) \\ (C_\alpha, a)[\gamma] = a(1 - \gamma)x^0(\alpha) & (C_{\delta\gamma}, b)[\gamma] = -bx^0(\gamma\delta) = -b\gamma(x^0(\delta\gamma)) \\ (C, c)[\delta] = x^0(\gamma) & (D, d)[\delta] = 0 \\ (C_\alpha, a)[\delta] = a(1 - \delta)x^0(\alpha) & (C_{\delta\gamma}, b)[\delta] = b(x^0(\delta\gamma)). \end{cases}$$

Thus equation (5) is equivalent to the system

$$\begin{cases} a(1 - \delta)x^0(\alpha) + bx^0(\delta\gamma) = cx^0(\gamma) \\ a(1 - \gamma)x^0(\alpha) - b\gamma x^0(\delta\gamma) = -dx^0(\delta). \end{cases}$$

By Lemma 3.12 each equation of this system has a unique solution depending linearly on the weights c and d . Thus there exists a real number k such that the solution of the first equation coincides with the solution of the second one (i.e. the system (6) has solution) if and only if $c/d = k$.

In order to compute the coefficient k notice that it is sufficient to compute b in both the equations. Now take the first equation and consider the scalar product of each terms with $x^0(\delta)$. We have

$$b \langle x^0(\delta\gamma), x^0(\delta) \rangle = c \langle x^0(\gamma), x^0(\delta) \rangle$$

so

$$b = c \frac{\langle x^0(\gamma), x^0(\delta) \rangle}{\langle x^0(\delta\gamma), x^0(\delta) \rangle} = c \frac{\cos \theta(\gamma, \delta)}{\cos \theta(\delta, \gamma\delta)}.$$

On the other hand by taking the scalar product of the second equation with $x^0(\gamma)$ we get

$$-b \langle \gamma x^0(\delta\gamma), x^0(\gamma) \rangle = -d \langle x^0(\delta), x^0(\gamma) \rangle$$

so that we have

$$b = d \frac{\langle x^0(\gamma), x^0(\delta) \rangle}{\langle x^0(\gamma), x^0(\gamma\delta) \rangle} = d \frac{\cos \theta(\gamma, \delta)}{\cos \theta(\gamma, \gamma\delta)}.$$

Thus the system (6) has a solution if and only if

$$\frac{c}{d} = \frac{\cos \theta(\delta, \delta\gamma)}{\cos \theta(\gamma, \delta\gamma)}.$$

Notice that we can argue this result in the case $\theta(\gamma, \delta) \neq \frac{\pi}{2}$. On the other hand since k depends continuously on $\theta(\gamma, \delta)$ we have that this is true also in the case $\theta(\gamma, \delta) = \frac{\pi}{2}$.

Now we have to show that in the case $\frac{c}{d} = k$ the solutions a, b of equations (6) are non-negative. From the above calculation it follows that $b \geq 0$ and $b = 0$ if

and only if $\theta(\gamma, \delta) = \pi/2$. In order to compute a notice that the second equation in (6) is equivalent to the following

$$a(\delta - \delta\gamma)x^0(\alpha) - bx^0(\delta\gamma) = -dx^0(\delta).$$

By summing this equation to the first one of (6) we get

$$a(1 - \delta\gamma)x^0(\alpha) = cx^0(\gamma) - dx^0(\delta).$$

(notice that by taking the scalar product of this equation with $x^0(\delta\gamma)$ we recover the condition on k). Thus by taking the scalar product with $x^0(\alpha)$ we obtain

$$a(1 - \langle \delta\gamma x^0(\alpha), x^0(\alpha) \rangle) = c \langle x^0(\gamma), x^0(\alpha) \rangle - d \langle x^0(\delta), x^0(\alpha) \rangle.$$

Now a careful analysis of Figure 8 shows that

$$\begin{aligned} \langle \delta\gamma x^0(\alpha), x^0(\alpha) \rangle &= \langle \gamma x^0(\alpha), \delta^{-1}x^0(\alpha) \rangle < 0 \\ \langle x^0(\alpha), x^0(\gamma) \rangle &> 0 \\ \langle x^0(\alpha), x^0(\delta) \rangle &< 0. \end{aligned}$$

Thus it follows that $a > 0$. ■

Remark 3.13 If $\theta(\gamma, \delta) = \frac{\pi}{2}$ the process ends at first step. Thus it turns out that if the angle between the geodesics C_γ and C_δ is $\pi/2$ then the sum is always a weighted multicurve (actually it has either one component (C_α, a) or two components $(C_\alpha, a) + (C_\gamma, c - kd)$).

References

- [1] R. Benedetti and F. Bonsante, *Wick rotations in 3D-gravity: $\mathcal{ML}(\mathbb{H}^2)$ -spacetimes*. Preprint.
- [2] F. Bonahon, *Geodesic laminations on surfaces*. Contemp. Math., **269** (1997), 1–37.
- [3] F. Bonsante, *Flat Spacetimes with Compact Hyperbolic Cauchy Surfaces*. To appear.
- [4] F. Bonsante, *Deforming the Minkowskian cone of a closed hyperbolic manifold* Ph.D. Thesis, Pisa, 2005.
- [5] A. Casson, *Automorphisms on surfaces after Nielsen and Thurston*. London Mathematical Society Student Texts, 9. Cambridge University Press, 1988.

- [6] R. D. Canary and D. B. Epstein, *Notes on notes of Thurston*. In *Analytical and geometric aspects of hyperbolic space*, 3–92. Cambridge University press, 1987.
- [7] D. B. A. Epstein and A. Marden, *Convex hulls in hyperbolic space, a theorem of Sullivan, and measured pleated surfaces*. In *Analytical and geometric aspects of hyperbolic space*, 113–254. Cambridge University press, 1987.
- [8] W. Goldman, *The symplectic nature of fundamental groups of surfaces*. Adv. in Math., **54** (1984), 200–225.
- [9] J. Hubbard and H. Masur, *Quadratic differentials and foliations*. Acta Math., **142** (1979), 221–274.
- [10] R. Kulkarni and U. Pinkall, *A canonical metric for Moebius structures and its applications*. Math. Z., **216** (1984), 89–129.
- [11] C. McMullen, *Complex earthquakes and Teichmüller theory*. J. Amer. Math. Soc., **11** (1998), 283–320.
- [12] G. Mess, *Lorentz spacetimes of constant curvature*. Preprint (1990).
- [13] R. C. Penner and J. L. Harer, *Combinatorics of train tracks*. Annals of Mathematics Studies 125. Princeton University Press, Princeton NJ, 1992.
- [14] V. Poincaré, A. Fathi, F. Laudenbach, *Travaux de Thurston sur les surfaces*. Séminaire Orsay. Astérisque 66-67. Société Mathématique de France, Paris, 1979.
- [15] M. Rees, *An alternative approach to the ergodic theory of measured foliations*. Ergod. Theory and Dynam. Sys., **1** (1981), 461–488.
- [16] K. Scanell, *Flat conformal structures and the classification of de Sitter manifolds*. Comm. Anal. Geom., **7** (1999), 325–345.
- [17] W. Thurston, *Geometry and topology of three manifolds*. Lecture Notes, Princeton University, 1979.
- [18] W. Thurston, *Earthquakes in two-dimensional hyperbolic geometry*. In *Low-dimensional topology and Kleinian groups (Coventry/Durham, 1984)* 91–112, London Math. Lecture Notes Ser. 112, Cambridge University Press (1986).