

Enumeration of singular algebraic curves

D. Kerner*

Abstract

We enumerate plane complex algebraic curves of a given degree with one singularity of any given topological type. Our approach is to compute the homology classes of the corresponding equisingular families in the parameter spaces of plane curves. We suggest an inductive procedure, which is based on the intersection theory combined with liftings and degenerations, and which computes the homology class in question whenever a given singularity type is defined. Our method does not require the knowledge of all possible deformations of a given singularity as it was in previously known procedures.

Contents

1	Introduction, definitions and results	2
2	Preliminaries	7
2.1	Some definitions	7
2.2	Main issues of the method	9
2.3	Examples	13
3	Enumeration of linear strata	15
3.1	Definition and properties of linear strata	15
3.2	Direct approach: Liftings	16
3.3	Degenerations.	18
4	Enumeration of nonlinear strata	19
4.1	Impossibility of the direct approach	20
4.2	The process of degeneration.	22
4.3	Linearization for A_k	23
4.4	Newton-degenerate singularities	27
5	Singular curves in the region of non-universality	27
5.1	The domain of universality	27
5.2	Calculations in the non-universal domain	29
A	Appendix	31
A.1	Cohomology classes of some particular cycles	31
A.2	Some explicit calculations	32
A.3	Tangency of two curves	36

* *Mathematics Subject Classification:* Primary 14N10, 14C17. Secondary 14H20, 14H50, 14M15

1 Introduction, definitions and results

1.0.1 General settings

We work with (complex) algebraic curves of degree d in \mathbb{P}^2 . The parameter space of such curves is projective space, which we denote by \mathbb{P}_f^D (here $D = \binom{d+2}{2} - 1$, the subscript f emphasizes that this is the parameter space of curves defined by equation $f(x) = 0$). The *discriminant*, Σ , of curves of degree d is the (projective) subvariety of the parameter space, corresponding to singular curves. There is a natural equisingular stratification of the discriminant. An *equisingular stratum* is the (quasi-projective) variety of curves with the same topological type of singularity. A generic point of the discriminant lies in the stratum of nodal curves (the variety of such curves will be denoted by Σ_{A_1}). Generic points in the complement, $\Sigma \setminus \Sigma_{A_1}$, correspond to higher singularities: the cuspidal (Σ_{A_2}) or the bi-nodal case (Σ_{A_1, A_1}). By further degenerations we get the strata of the higher singularities (the precise definition of equisingular stratification is in section 2.1.2):

$$\Sigma = \overline{\Sigma}_{A_1} \quad \overline{\Sigma}_{A_1} \setminus \Sigma_{A_1} = \overline{\Sigma}_{A_2} \cup \overline{\Sigma}_{A_1, A_1} \quad \overline{\Sigma}_{A_2} \setminus \Sigma_{A_2} = \overline{\Sigma}_{A_3} \cup \overline{\Sigma}_{A_1, A_2} \quad \overline{\Sigma}_{A_1, A_1} \setminus \Sigma_{A_1, A_1} = \overline{\Sigma}_{A_1, A_1, A_1} \cup \overline{\Sigma}_{A_1, A_2} \dots \quad (1)$$

In this paper we mainly work with isolated singularities. Unless stated otherwise, we mean by Σ_* a stratum of topological type of isolated singularity.

The first natural question is whether a particular stratum is nonempty (i.e. whether a curve of a given degree can possess prescribed singularities). It still has no complete solution, only lower and upper bounds on the degree of curve and the codimension of the singularity are known [GLS1].

Next question is on the (ir)reducibility, smoothness and dimension of an equisingular stratum. In general a stratum can be reducible and can have components of different dimensions [GLS2]. Assuming that an equisingular stratum is irreducible and has expected dimension we can ask for the degree of its closure.

Every equisingular stratum is (naturally) embedded into \mathbb{P}_f^D , so it has a homological class (in the corresponding integer homology group):

$$[\overline{\Sigma}_*] \in H_*(\mathbb{P}^n) \quad (2)$$

which is just the needed degree. Using Poincare duality we obtain the class in cohomology, it will be denoted by the same letter $[\overline{\Sigma}_*]$, no confusion should arise.

1.0.2 The goal of the paper, motivation and main results

The goal of this paper is to calculate these cohomology classes, for the strata corresponding to curves with one singular point of a given topological type.

The discriminant, and more generally, varieties of equisingular hypersurfaces, have been a subject of study for a long time. Already in 19'th century it was known that the (closure of the) variety of nodal hypersurfaces of degree d in \mathbb{P}^n is an irreducible projective variety of degree

$$(n+1)(d-1)^n \quad (3)$$

Any further progress happens to be difficult. The present situation is as follows. (This is not a complete/historical review, for a much better description see: [Kl1, Kl2]. We concentrate here on the results on plane curves only).

- In 1981 I.Vainsencher[V1]) has proven the Enriques' formula for the degree of the stratum of cuspidal (A_2) curves. Recently [V2] he has calculated the degrees of the strata of multi-nodal hypersurfaces (for the number of nodes ≤ 6).

- In 1989 Z.Ran [R] has described an inductive approach to counting plane curves with a prescribed number of nodes.
- In 1998 L.Caporaso and J.Harris [CH1, CH2] have given an algorithm to calculate the degree of the stratum of curves with any given number of nodes.
- S. Kleiman and R. Piene [KIPi1, KIPi2] enumerated multinodal curves with number of nodes up to 8, and curves with one triple point and up to 3 nodes.
- M.Kazarian in the series of papers [Kaz1, Kaz2, Kaz3, Kaz4] used topological approach to prove that there exists a universal formula for the degrees of equisingular strata. It is a (unknown) polynomial in the (relative) Chern classes, depending on the topological characteristics of the embedding space, singularity type, degree of the hypersurface. He developed a method for calculations of degrees of strata for singularities of the given codimension (in particular he presents the answers, for curves, for equisingular strata up to co-dimension 7). The drawback of his method is that before one starts to calculate, one should classify all the singularities of the given codimension. So, for example, it is extremely difficult to calculate the degree of $[\Sigma_{A_k}]$, for a given large k (meanwhile there is no corresponding classification). Another omission is that it is unclear what is the "domain of universality" of the formulae (for small degrees, relatively to the codimension of the singularity, the stratum is reducible and the universality does not hold).
- Another proof of the existence of the universal formula was given by A.K.Liu [Li] (by algebraic methods). He, however, does not give any concrete methods of calculation.

Our motivation was to solve the enumeration problem by use of the classical intersection theory approach and to avoid the difficulties that occur in other approaches. Our main result is the algorithm which solves the problem. In the paper we prove the following claim:

Claim 1.1 *The algorithm enumerates algebraic curves (gives the degree of the corresponding equisingular stratum) with one singular point of any (given) topological type, provided we know the normal form of the type.*

(We discuss the normal form in section 2.1.2). The advantage of our method is that it can be directly implemented for every particular class of singularity, without any preliminary classification. The only initial data to start is the normal form. In fact, during the degeneration procedure (described in details later), we only need to know the singularity types, adjacent to the given singularity in codimension 1. These types explicitly appear in course of calculations, so there is no need in any preliminary classification.

In the cases of L-singularities (to be defined later) the method gives immediate answer, in other cases it provides an algorithm (which is quite efficient and can be programmed). We discuss the case of Newton-non-degenerate singularities in full details. For other cases the method generalizes naturally, however calculations become tedious and do not bring anything new from the conceptual point of view. So, instead of treating the Newton-degenerate case in full generality, we consider some typical classes of such singularities, where all the ingredients of the generalization are demonstrated.

1.0.3 Description of the method

The main idea of the method is to work with complete (or at least locally complete) intersections of hypersurfaces. For this we lift the given equisingular stratum (which naturally lies in \mathbb{P}_f^D) to a bigger space. For example we define:

$$\tilde{\Sigma} = \overline{\left\{ (x, l, f) \mid \begin{array}{l} \text{The curve defined by } \{f(x) = 0\} \text{ has the prescribed} \\ \text{singularity at point } x \text{ with tangent line } l \end{array} \right\}} \subset \mathbb{P}_x^2 \times (\mathbb{P}_l^2)^* \times \mathbb{P}_f^D \quad (4)$$

Here \mathbb{P}_x^2 is the plane, the subscript x emphasizes that the point of the plane is denoted by x , the same for $(\mathbb{P}_l^2)^*$.

The cohomology class of the lifted version is often easier to calculate (e.g. for ordinary multiple point the lifted stratum is a complete intersection). Now, the (co)homology class is not just a number, but a polynomial (in the generators of the cohomology ring of the bigger embedding space), and hence we have a multidegree of $[\tilde{\Sigma}]$. This of course provides much more information about a particular stratum. We present some of the calculated multi-degrees in the table below. After the class $[\tilde{\Sigma}]$ is calculated, the cohomology class of the (closure of) original stratum is obtained as follows. The projection: $\tilde{\Sigma} \xrightarrow{\pi} \Sigma$ (generically 1:1) induces projection of homology. Therefore (by Poincare duality) we have a map in cohomology which gives the (cohomology) class of Σ .

Even if the lifted version is not a complete intersection we could hope to define it by some standard (well studied) conditions (e.g. conditions of proportionality of two tensors or matrices of the given rank, [Ful]). In this way we could express the cohomology class of the stratum in terms of the standard classes. (This is the case for the L-strata, precisely defined later).

In many cases, even the class of the lifted version cannot be easily calculated (the case of non-L-strata). Instead we use the method of degeneration. Namely, we add some restrictions to the defining conditions of the singularity, to obtain singularity of higher type, which gives L-stratum and so is simple to work with. Or, geometrically, we intersect the (lifted) stratum with a divisor (or a cycle) so that the cohomology class of the intersection is easy to calculate. And from the cohomology class of the intersection we can get some information about the cohomology class of the original stratum. Actually, in all cases considered in the paper, the class of the original stratum is recovered uniquely.

During this procedure several issues constantly repeat themselves e.g.: transversality of the defining conditions, multiplicity of the obtained variety, residual pieces "at infinity". We describe them in details in section 2.2.4.

As in every problem, whose final answer is an explicit numerical formula, it is better to have several different solutions leading to the same result (in addition to the rigorous proofs). Many of the results in the paper are derived in several independent ways (e.g. the cases of A_k , $k < 4$, D_k , $k < 7$). Another kind of check is provided by the known results for the cases of small degrees. It happens in particular when the curve is reducible (the cubic with A_3 singularity decomposes into a conic tangent to a line, the quartic with A_7 decomposes into two maximally tangent conics). The degree of the strata in these cases can be calculated directly. And (as it should be) we obtain the same result. In some cases there are additional consistency checks (e.g. the multidegree should be symmetric with respect to some variables or should not contain some particular monomials). They help to avoid lengthy calculations of some unknown parameters.

We should note, that, though our approach works well in any particular case (e.g. for A_k with every particular k), it does not allow to obtain general (universal) formulae (e.g. the general formula for all the A_k 's). We hope to deal with this problem in the future.

1.0.4 The range of the universality

The important question is the applicability range of the obtained formulae (or of the algorithm). E.g. a cubic cannot possess the (isolated) A_k singularity for $k \geq 4$. Correspondingly the answers in the table are non-positive for $d = 3$, $k \geq 4$. Even worse, in many cases of low degree the curve can possess the prescribed (isolated) singularity, but (due to the low degree) various coincidences/degenerations can happen. The answer in this case is not described by universal formulae, in particular the algorithm gives wrong (often negative) degrees¹. As is stated in Kazarian's paper, the universality exists when the degree of the hypersurface is sufficiently large. Our algorithm provides explicit bounds on the degree, one of them is:

$$\text{codimension of singularity} < 2d - 1 \tag{5}$$

¹One example of this is a quartic with A_7

The non-universality domain must be dealt with separately. Due to its non-universal nature, there probably does not exist any general formulae. Rather, one should calculate case-by-case. This problem is solved by degeneration techniques. We illustrate this by the example of quartics with A_7 in section 5.2.

1.0.5 Degrees of the equisingular strata

In this paper we widely use notations for singularities, taken from [AGV]. The classes of singularities are denoted by letters or by their normal form or by the jets of their normal form, e.g.: $A_k : jet_k(f) = x_2^2$, $X_9 : jet_3(f) = 0$.

The algorithm calculates the degree of the strata, or, alternatively, the cohomology classes: $[\Sigma] \in H^{2\text{codim}}(\mathbb{P}_f^D)$. Here codim is the codimension of the given stratum in the parameter space. For simple singularities (A-D-E) it equals the Milnor number μ , in general: $\text{codim} = \mu - \text{modality}$.

As the simplest example of the use of the method we present the following results:

Claim 1.2 *The degrees of the equisingular strata for the simplest singularity types are given in the tables below*

A_1	$3(d-1)^2$	D_4	$15(d-2)^2$	W_{12}	$24(d-4)(13d-44)$
A_2	$12(d-1)(d-2)$	D_5	$12(d-2)(7d-19)$	W_{13}	$3(4128 - 2132d + 273d^2)$
A_3	$2(25d^2 - 96d + 84)$	D_6	$14(16d^2 - 87d + 114)$	W_{17}	$2584d^2 - 23664d + 53259$
A_4	$60(d-3)(3d-5)$	D_7	$48(15d^2 - 92d + 135)$	W_{18}	$3(1173d^2 - 11288d + 26608)$
A_5	$18(35d^2 - 190d + 239)$	D_8	$2(1530d^2 - 10089d + 15967)$	W_{24}	$144(462d^2 - 5173d + 14135)$
A_6	$112(19d^2 - 117d + 168)$	D_9	$8(1650d^2 - 11930d + 20743)$	W_{25}	$24(6325d^2 - 72732d + 204362)$
A_7	$48(159d^2 - 1078d + 1719)$			$W_{1,0}$	$12(105d^2 - 868d + 1773)$
A_8	$8(3420d^2 - 25155d + 43822)$				

E_6	$21(d-3)(4d-9)$
E_7	$252d^2 - 1464d + 2079$
E_8	$9(45d^2 - 288d + 448)$
E_{12}	$12(442d^2 - 3540d + 6851)$
E_{13}	$8(1820d^2 - 15639d + 32353)$

Z_{11}	$18(267 - 154d + 22d^2)$
Z_{13}	$3(286d^2 - 2148d + 3977)$

1.0.6 Multi-degrees of the equisingular strata

In the table below we present the multi-degrees (cohomology classes) of the equisingular strata, corresponding to the lifting:

$$\tilde{\Sigma} = \left\{ (x, l, f) \mid \begin{array}{l} \text{The curve } \{f(x) = 0\} \text{ has the prescribed} \\ \text{singularity at the point } x \text{ with tangent line } l \end{array} \right\} \subset \mathbb{P}_x^2 \times (\mathbb{P}_l^2)^* \times \mathbb{P}_f^D \quad (6)$$

For most types of singularities the projection $\tilde{\Sigma} \mapsto \Sigma$ is generically 1:1; correspondingly, to find the actual degree of the stratum, one must extract the coefficient of the generator of $H^4(\mathbb{P}_x^2) \otimes H^4((\mathbb{P}_l^2)^*)$ (i.e. the coefficient of $x^2 l^2$).

However, for ordinary multiple points (A_1, D_4, X_9, \dots) there is no natural tangent line. In particular, the variety is defined as:

$$\tilde{\Sigma} = \left\{ (x, l, f) \mid l(x) = 0, f^{(k)}(x) = 0 \right\} \quad (7)$$

So, the projection $\tilde{\Sigma} \mapsto \Sigma$ has the generic fiber \mathbb{P}^1 (arbitrary line through the singular point). Correspondingly, to find the actual degree of the stratum, one must extract the coefficient of the generator of: $H^4(\mathbb{P}_x^2) \otimes H^2((\mathbb{P}_l^2)^*)$ (i.e. the coefficient of $x^2 l$).

As in the rest of the paper, x denotes the generator of the cohomology ring of \mathbb{P}_x^2 . Similarly: $H^*((\mathbb{P}_l^2)^*) = \mathbb{Z}[l]/(l^3)$, $H^*(\mathbb{P}_f^D) = \mathbb{Z}[f]/(f^{D+1})$.

Claim 1.3 *The cohomology classes (multi-degrees) of the equisingular strata for some singularity types are given in the tables below*

A_1	$(l+x)Q^3$	$Q = (d-1)x + f$
A_2	$(l+x)(Q^5 + 2lQ^4 + 4l^2Q^3)$	$Q = (d-2)x + f$
A_3	$(l+x)(Q^6 + (5l+2x)Q^5 + (16l^2 + 11lx + x^2)Q^4 + 42lx^2Q^3)$	$Q = (d-3)x + f$
A_4	$2(l+x)(Q^7 + 6lQ^6 + 24l^2Q^5)$	$Q = (d-3)x + f$
A_5	$2(l+x)(2Q^8 + (15l+10x)Q^7 + (135l^2 + 83x^2)Q^6 + 351lx^2Q^5)$	$Q = (d-4)x + f$
A_6	$4(l+x)(2Q^9 + (19l+4x)Q^8 + 28(5l^2 + x^2)Q^7 + 112lx^2Q^6)$	$Q = (d-4)x + f$
A_7	$4(l+x)(5Q^{10} + (53l-2x)Q^9 + 3(97l^2 - 22x^2)Q^8 - 588lx^2Q^7)$	$Q = (d-4)x + f$
A_8	$8(l+x)(7Q^{11} + (76l-17x)Q^{10} + (245l^2 - 274x^2)Q^9 - 2078lx^2Q^8)$	$Q = (d-4)x + f$
D_4	$(l+x)Q^6$	$Q = (d-2)x + f$
D_5	$(l+x)(Q^8 + (4l+x)Q^7 + (12l^2 + 6lx)Q^6 + 24xl^2Q^5)$	$Q = (d-3)x + f$
D_6	$(l+x)(Q^9 + (8l+5x)Q^8 + (38l^2 + 44lx + 9x^2)Q^7 + (224xl^2 + 84x^2l))$	$Q = (d-4)x + f$
D_7	$2(l+x)(Q^{10} + 2(5l+6x)Q^9 + 3(59x^2 + 58l^2)Q^8 + 1200xl^2Q^7)$	$Q = (d-5)x + f$
D_8	$2(l+x)(3Q^{11} + (34l+31x)Q^{10} + 7(80l^2 + 67x^2)Q^9 + 3438xl^2Q^8)$	$Q = (d-5)x + f$
D_9	$4(l+x)(5Q^{12} + 4(15l+11x)Q^{11} + (914l^2 + 643x^2)Q^{10} + 4686xl^2Q^9)$	$Q = (d-5)x + f$
E_6	$(l+x)(Q^9 + 3lQ^8 + 9l^2Q^7)$	$Q = (d-3)x + f$
E_7	$(l+x)(Q^{10} + (7l+5x)Q^9 + (31l^2 + 38lx + 10x^2)Q^8 + (173l^2x + 82lx^2)Q^7)$	$Q = (d-4)x + f$
E_8	$(l+x)(Q^{11} + (9l+2x)Q^{10} + (51l^2 + 21lx + x^2)Q^9 + (132l^2x + 12lx^2)Q^8)$	$Q = (d-4)x + f$
E_{12}	$4(l+x)(Q^{14} + (17l+3x)Q^{13} + (220l^2 + 57x^2)Q^{12} + 603lx^2Q^{11})$	$Q = (d-5)x + f$
E_{13}	$4(l+x)(2Q^{15} + (40l-3x)Q^{14} + 2(197l^2 - 30x^2)Q^{13} - 684lx^2Q^{12})$	$Q = (d-5)x + f$
J_{10}	$(l+x)(Q^{12} + (14l+8x)Q^{11} + (111l^2 + 116lx + 26x^2)Q^{10} + (936l^2x + 386lx^2)Q^9)$	$Q = (d-5)x + f$
$J_{2,1}$	$2(l+x)(2Q^{13} + (31l+37x)Q^{12} + 6(137l^2 + 143x^2)Q^{11} + 8931lx^2Q^{10})$	$Q = (d-6)x + f$
W_{24}	$8(l+x)(Q^{23} + (36l+11x)Q^{22} + 10(111l^2 + 46x^2)Q^{21} + 10116lx^2Q^{20})$	$Q = (d-7)x + f$
W_{25}	$8(l+x)(2Q^{24} + (75l+16x)Q^{23} + 10(2157l^2 + 682x^2)Q^{22} + 15489lx^2Q^{21})$	$Q = (d-7)x + f$

1.0.7 Organization of material

In section 2 we recall some important notions and describe the method. Then we demonstrate the method in the simplest cases: complete intersections (ordinary multiple point), liftings of linear singularities (the cuspidal case), degenerations (the cuspidal case).

In section 3 we consider the case of L-strata². We first introduce the corresponding singularities and explore their properties. Then we solve the problem for L-strata by lifting Σ to bigger spaces (the result is formulated in Lemma 3.5). The general formula for the degree (though it exists), must be very complicated, therefore we treat each case separately. Several explicit calculations are in Appendix.

At the end of the section 3 we demonstrate another method, degeneration. In the case of L-strata it is just another check of the already obtained answers, in the case of non-L-strata it is the only currently working method.

In section 4 we deal with non-L-strata (using degeneration method). The main result of the section is:

By subsequent degenerations, the (nonlinear) stratum can be reduced to a union of several linear strata (with some multiplicities). Then the cohomology class of the stratum is represented as some combination of the classes of the linear strata.

We describe the algorithm of degeneration and use it to calculate the degrees in several cases. The calculations in this case are much more involved, we solve several cases in Appendix.

In sections 3 and 4 we consider Newton-non-degenerate singularities (the definition is in section 2.1.2). In subsection 4.4 we consider Newton-degenerate singularities, discuss the generalization of the method and solve some typical cases.

²e.g. $A_k, k \leq 3$ $D_k, k \leq 6$, $E_k, k \leq 8$, X_9 , J_{10} , $Z_k, k \leq 13$ etc.

In section 5 we discuss the range of universality and explain how to solve the problem in the non-universal domain (when the degree of the curve is low compared to the codimension of the stratum). We demonstrate how the method works on the example of quartics with A_7 .

In the body of the paper we frequently use several technical results on cohomology classes of particular conditions (proportionality of tensors, tangency of curves, specific degenerations etc.). These conditions are described in Appendix, where all the cohomology classes are explicitly obtained.

1.0.8 Acknowledgements

I wish to thank my supervisor E. Shustin for his constant help and support during the work. The solution of the problem would have been impossible without his geometric ideas and great patience, when answering my endless technical questions.

The work was initiated during the author's stay at Universität Kaiserslautern. Significant part of this work was done during the seminar on "Computational Algebraic Geometry" at the "Mathematische Forschungsinstitut-Oberwolfach". I'd like to thank these institutions for excellent working conditions.

I'd like to thank R.Piene for inspirational discussion and numerous remarks that significantly improved the paper. The research was constantly supported by the Hermann-Minkowski Minerva Center for Geometry at Tel Aviv University and by Israel Science Foundation grant, no: 465/04

2 Preliminaries

2.1 Some definitions

2.1.1 On variables

In this paper we deal with many (co)homology classes of various varieties, embedded into various (products of) projective spaces. To simplify the formulae we adopt the following notation. If we denote the (homogeneous) coordinates in the space \mathbb{P}_x^n by the letter x , then the generator of the cohomology ring of this \mathbb{P}_x^n is denoted by the same letter x , so that $H^*(\mathbb{P}_x^n) = \mathbb{Z}[x]/(x^{n+1})$. By the same letter we also denote the hyperplane class in homology of \mathbb{P}^n . Since it is always clear where we speak about coordinates and where about (co)homology classes no confusion arises.

To demonstrate this, consider the hypersurface:

$$V = \{(x, y, f) \mid f(x, y) = 0\} \subset \mathbb{P}_x^n \times \mathbb{P}_y^n \times \mathbb{P}_f^D \quad (8)$$

Here f is a homogeneous polynomial of bi-degree d_x, d_y in homogeneous coordinates $(x_0, \dots, x_n), (y_0, \dots, y_n)$, the coefficients of f are the homogeneous coordinates of the parameter space: \mathbb{P}_f^D . The cohomology class of this hypersurface is:

$$[V] = d_x x + d_y y + f \in H^2(\mathbb{P}_x^n \times \mathbb{P}_y^n \times \mathbb{P}_f^D) \quad (9)$$

The letters x, y will denote the points of \mathbb{P}^n (or rather \mathbb{P}^2), or the generators of (co-)homology. The projective line through the point x is given by 1-form l (so that: $l \in (\mathbb{P}^2)^*$, $l(x) = 0$).

We will use various symmetric forms, to emphasize their multiplicity we will ascribe the index, so e.g. $f^{(k)}$ is a symmetric k -form (the tensor of derivatives of order k). The expression $f(x)$ always means the function evaluated at the point x , while the expression $f^{(p)}|_x(\underbrace{y, \dots, y}_k)$ means the tensor of

derivatives of the p 'th order, calculated at point x , and contracted k times with y . Usually it will be evident at which point the derivative is calculated, so we will omit the subscript x .

2.1.2 On the singularities

For completeness we recall some notions related to singularities of curves [GLS1].

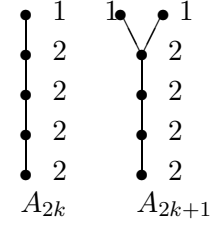
Definition 2.1 Let $(f, x) \subset (\mathbb{P}^2, x)$ and $(g, y) \subset (\mathbb{P}^2, y)$ be two germs of isolated curve singularities. They are topologically (analytically) equivalent if there exist a homeomorphism (local analytic map) $(\mathbb{P}^2, x) \mapsto (\mathbb{P}^2, y)$ mapping (f, x) to (g, y) . The corresponding equivalence class is called topological (analytical) singularity type. The variety of points (in the parameter space), corresponding to curves with the same (topological/analytical) singularity type is called the **equisingular stratum**

Thus for every topological singularity type there are many particular representatives. Among them one chooses (a generic and most simple) one which is called *the normal form* for this type. For example for several simplest types:

$$A_k : y^2 + x^{k+1} \quad D_k : y^2x + x^{k-1} \quad E_{6k} : y^3 + x^{3k+1} \quad E_{6k+1} : y^3 + yx^{2k+1} \quad E_{6k+2} : y^3 + x^{3k+2} \quad (10)$$

In the case of simple singularities (A,D,E) the curve can be brought to the normal form by analytic transformations. Correspondingly the topological and analytical approach coincide. However, for higher singularities this is not the case³, various moduli appear. From the topological point of view, singularities with different moduli belong to the same class. Therefore in the paper the moduli are always ignored, in particular we usually assume that the nonzero coefficients of monomials in the normal form are equal to 1.

The topological type of a singularity of a plane curve is (uniquely) defined by the minimal embedded resolution tree and the multiplicities of the infinitely near points. The singularity is resolved by a series of blow-ups, at each step the multiplicity of the obtained singularity is written. For purpose of our paper we ascribe to each infinitely near point the degree of intersection of the strict transform with the exceptional divisor of the corresponding blowup.



Another way to define the singularity type is by specifying its normal form. Using the normal form one can draw the Newton diagram of the singularity. Namely, one marks the points corresponding to non-vanishing monomials, and connect these points by a piecewise linear, convex curve.

So, from the Newton diagram of the singularity, one immediately records monomials that should be absent in the normal form. We formalize this fact in the notion of the *almost normal form* (which will be useful throughout the paper):

Definition 2.2 The singular curve is in the almost normal form if its Newton diagram is the same as the Newton diagram of the normal form.

Usually, for enumeration purposes we will need the almost normal form only.

Note, that the curve that was brought to the almost normal form is not necessarily in the normal form. The simplest example is just the ordinary multiple point: here the almost normal form means that the singularity is at the origin and the local germ is $f = \sum_{i=0}^p \alpha_i x^i y^{p-i}$. The normal form of the ordinary multiple point is more special: $f = x^p + y^p$.

The distinction is even more serious: as the Newton diagram does not always specifies the singularity type, different types could have the same almost normal form. The singularities, for which Newton diagram specifies the type completely are called Newton-non-degenerate.

Definition 2.3 The singularity is Newton-non-degenerate if the truncation of the corresponding polynomial to every segment of the Newton polygon is non-degenerate⁴ or the singularity can be brought to such a form by a locally analytic transformation.

³For example, any two ordinary k-tuple points ($k \geq 4$) are topologically equivalent, however there are infinitely many different analytical types (e.g. for $k = 4$ the cross-ratio of tangent lines is fixed by analytic transformations)

⁴the truncated polynomial has no singular points in the torus $(C^*)^2$

To each equisingular stratum there are adjacent strata of higher singularities⁵. For example: $\Sigma_{D_{k+1}} \subset \bar{\Sigma}_{A_k}$. Many tables of such adjacencies are given in ([AGV]). Recently, the question of, whether the two strata with the given resolution trees are adjacent, was solved ([AR]). In each particular case this question can be answered by analysis of Newton diagram of the singularity.

There are examples when adjacency depends on moduli ([PH]). However, if one chooses moduli generically (and we always do that) then adjacency is completely fixed by the topological type.

2.2 Main issues of the method

We denote (the closure of) an equisingular stratum by Σ (in each case it will be clear which singularity is meant). Our goal is to calculate its (co)homology class. We explain here the main issues of the method. All the steps are illustrated by simple examples in subsection 2.3. Consulting them will greatly simplify the reading.

2.2.1 Complete, locally complete and not locally complete intersections

The varieties that are complete intersections are the simplest to work with. They are (globally) defined by hypersurfaces, intersecting transversally. Therefore, their cohomology class is just the products of classes of the hypersurfaces (the later being fixed by the (multi)degrees). This is illustrated in 2.3.1 on the example of ordinary multiple point.

The locally complete intersections are locally defined by a transversal set of hypersurfaces, but not globally. To calculate the cohomology classes of such varieties we use the following method. Choose an open neighborhood, where the variety is a complete intersection. Choose a set of hypersurfaces $\{V_i\}_{i=1}^k$ that defines the variety locally. Consider the (globally defined) variety: $\cap_{i=1}^k V_i$. In some neighborhood it coincides with the original variety, however out of the neighborhood ("at infinity") some residual varieties can appear (because the intersection is not transversal there). Then the cohomology class of the original variety is calculated as:

$$\Pi_{i=1}^k [V_i] - [\text{the residual pieces "at infinity"}] \quad (11)$$

The residual pieces at infinity usually come with some multiplicities, these are fixed in each particular case by the analysis of the equations (see the simplest example of nodal stratum in subsection 2.3.2).

For varieties, which are not locally complete intersections, this method does not work. Instead we can try to lift them to a bigger space (to make them locally complete intersection), or to degenerate them to some (simple) varieties of higher codimension.

2.2.2 Liftings

Most equisingular strata are not complete intersections. To calculate their cohomology classes, the first thing we do is to lift the strata to a bigger space. Namely, instead of a particular point of the stratum: $f \in \mathbb{P}_f^D$ (which defines a plane curve: $\{f(x) = 0\} \subset \mathbb{P}_x^2$), we consider the triples: (x, l, f) . Here, $x \in \mathbb{P}^2$ is the singular point of the curve, $l \in (\mathbb{P}^2)^*$ is a one-form, which defines a line through x , tangent to one of the branches of the singularity. In this way we define the *lifted stratum*

$$\tilde{\Sigma} = \overline{\{(f, x, l) \mid \begin{array}{l} \text{the curve defined by } (f(x) = 0) \text{ has} \\ \text{prescribed singularity at } x, \text{ with tangent line } l \end{array}\}} \subset \mathbb{P}_f^D \times \mathbb{P}_x^2 \times (\mathbb{P}_l^2)^* \quad (12)$$

The projection $\mathbb{P}_f^D \times \mathbb{P}_x^2 \times (\mathbb{P}_l^2)^* \xrightarrow{\pi} \mathbb{P}_f^D$, restricted to $\tilde{\Sigma}$ is generically 1:1. We have the induced map in homology: $H_k(\mathbb{P}_f^D \times \mathbb{P}_x^2 \times (\mathbb{P}_l^2)^*) \xrightarrow{\pi_*} H_k(\mathbb{P}_f^D)$ and (by Poincare duality) the map in cohomology: $H^{k+4}(\mathbb{P}_f^D \times \mathbb{P}_x^2 \times (\mathbb{P}_l^2)^*) \xrightarrow{\pi^*} H^k(\mathbb{P}_f^D)$ (the Gysin homomorphism).

⁵We will primarily be interested in the codimension one adjacency, i.e. the strata that can be reached by just one degeneration

We will need the precise way, the Gysin homomorphism acts. Start from projection in homology. Let L be a linear subspace in $\mathbb{P}_f^D \times \mathbb{P}_x^2 \times (\mathbb{P}_l^2)^*$ (a representative of a homology class). Then (by dimensionality) $\pi_*[L] = 0$, unless the projection: $L \xrightarrow{\pi} \pi(L)$ is 1:1 (in which case it is an isomorphism). Thus π_* acts as identity on: $H_k(\mathbb{P}_f^D) \otimes H_0(\mathbb{P}_x^2 \times (\mathbb{P}_l^2)^*)$ and as zero on other homology groups. Correspondingly, it acts as identity on $H^k(\mathbb{P}_f^D) \otimes H^4(\mathbb{P}_x^2 \times (\mathbb{P}_l^2)^*)$ and sends all other cohomology classes to zero.

From the calculational point of view, to obtain the cohomology class of Σ we just need to extract the coefficient of $x^2 l^2$ from the cohomology class of $\tilde{\Sigma}$ (here x, l are the generators of the cohomology rings of \mathbb{P}_x^2 and $(\mathbb{P}_l^2)^*$).

Summarizing: the cohomology class of a stratum Σ is completely fixed by the class of its lifted version $\tilde{\Sigma}$. Therefore, from now on we will be interested in $[\tilde{\Sigma}]$ only. The simplest case of lifting (for cuspidal curves) is considered in 2.3.3.

2.2.3 Linear strata (Newton non-degenerate singularities)

The cohomology class of $\tilde{\Sigma}$ is often easier to calculate. In particular, for a big class of (Newton-non-degenerate) singularities, $\tilde{\Sigma}$ is a locally complete intersection, and we can write explicit, global, covariant equations defining the lifted strata. The strata/singularities that can be enumerated in such a simple way are called *linear* (the precise definition is in section 3).

There are two reasons for this simplicity. The first is a simple algebraic fact: any homogeneous form of rank two fully factorizes (in other words: any homogeneous polynomial in two variables is totally reducible). The second: for linear singularities the defining equations of the corresponding strata are linear in functions or their derivatives. The simplest (nontrivial) linear singularity is cusp (A_2), its enumeration is done in subsection 2.3.3.

As stated in Lemma 3.5, the lifted strata can be represented by mutually transverse conditions, each condition amounts to proportionality of two (symmetric) tensors. The cohomology class of this last condition is classically known, it is given in Appendix A.1.1. In total (as stated in the Lemma 3.5), we have, for a linear stratum:

$$[\tilde{\Sigma}] = [X_1 \sim Y_1][X_2 \sim Y_2] \dots [X_k \sim Y_k] \quad (13)$$

Therefore, the case of linear singularities is completely solved by liftings.

2.2.4 Degeneration of non linear strata

The singularities that are not linear are much harder to deal with. In such cases, the lifted stratum is not a locally complete intersection, so we cannot use techniques of residual intersections (this is shown on examples of A_4, A_5 in section 4.1.1). Further liftings also do not help (as discussed in details in section 4.1.2). Instead we use the method of degenerations.

The idea of degeneration was explained in Introduction: we want to degenerate the given stratum to a stratum of higher singularities, which is nevertheless simpler to work with. In this way we get the equation for cohomology classes:

$$[\text{original stratum}] \times [\text{degenerating condition}] = [\text{simpler stratum}] \quad (14)$$

The main steps of the method are:

1. To obtain the defining equations of the given stratum.
2. To choose "the direction" of degeneration (which varieties we would like to obtain as a result of degeneration?).

3. The degenerating condition. How to define the degenerating divisor/cycle? Is the intersection of degenerating cycle with the original stratum transverse? What to do if it is not? Is the degeneration invertible (i.e. does the equation (14) fix the cohomology class of original stratum uniquely?)
4. Which varieties do we obtain after degeneration? What are the multiplicities?
5. Explicit calculation.

We consider these steps in more details, the simplest example of degeneration ($A_2 \rightarrow D_4$) is considered in section 2.3.4.

2.2.4.1 How to obtain the defining equations of equisingular stratum. As will be seen in paragraph 2.2.4.4, we do not need to obtain global, covariant equations, defining the stratum. Rather, it will always be sufficient to have equations that define the equisingular stratum of curves with singularity at the *given point* (we will always take: $x = (1, 0, 0) \in \mathbb{P}_x^2$), with the *given tangent line* (we will always take: $l = (0, 0, 1) \in (\mathbb{P}_l^2)^*$). Such a system of equations is obtained (in each particular case) by elimination.

Namely, we write for f a general polynomial of degree d (in local coordinates around $x = (1, 0, 0)$) that has A_2 singularity in the origin, with x-axis as a tangent line. Since the germ $(f(x) = 0)$ possesses a given singularity, it can be brought to the normal form by monomial (non-linear) transformation. (As the singular point and the tangent line are fixed, we can assume that such transformation has no linear part.) Demand that the resulting curve is in the normal form. This gives a set of equations. Eliminate from the equations all the parameters of the monomial transformation. In this way we get the defining conditions of the stratum (with $x = (1, 0, 0)$, $l = (0, 0, 1)$). Two examples of this procedure (for A_4, A_5) are considered in section 4.1.1.

The aforementioned procedure can be easily done by pen&paper in the simplest cases (A_4, D_7). In other cases one can use computer programs (like Singular or Mathematica), the procedure is easily performed for any type of singularity.

In the set of the so-obtained equations there is a subset of exceptional importance: *the first set of nonlinear equation* (see the precise definition and discussion in 4.1.3). It is obtained if we restrict monomial transformation to quadratic terms only. It is this first set of nonlinear equations which will be degenerated. The degeneration is done by steps, at each step we demand that one variable in the set of equations vanishes. After each step, the first set of nonlinear equation simplifies, until we get the set of monomial equations.

2.2.4.2 The direction of degeneration. We start from an equisingular stratum and want to end up with a collection of varieties which are equisingular strata too. The natural way is to consider adjacency of singularities (as explained in section 2.1.2). We degenerate the first set of nonlinear equations to arrive (at each step) at the strata, adjacent to the original stratum. Depending on the way of degeneration, this corresponds on the Newton diagram to either rectifying the piecewise linear curve and pushing it clockwise or to pushing the dotted curve towards the solid (both concepts are described in details in 4.2).

2.2.4.3 The degenerating condition. The choice of the direction of degeneration is the choice of a particular monomial in the normal form, whose coefficient must vanish. We cannot write one general formula for all kinds of degenerations. Rather, every type is treated separately. Some typical kinds of degenerations are discussed in Appendix.

It may well happen that the degenerating hypersurface is transverse to the stratum only in some open neighborhood. In this case we should remove the residual varieties "at infinity", as was explained

in section 2.2.1. Schematically we can express the cohomology classes as:

$$[\text{original stratum}][\text{degeneration}] = [\text{degenerated stratum}] + \left[\begin{array}{c} \text{original stratum, restricted} \\ \text{to the set of nontransversality} \end{array} \right] \quad (15)$$

By moving the residual term to the l.h.s. we can express this equation as:

$$[\text{original stratum}][\text{divisor}] = [\text{degenerated stratum}] \quad (16)$$

Here, we cannot define the degenerating divisor geometrically, however its cohomology class is written immediately.

Another important issue is to check that the degeneration is invertible, i.e. the equation (14) fixes the cohomology class of original stratum uniquely. From the point of view of cohomology ring $H^*(\mathbb{P}_x^2 \times (\mathbb{P}_l^2)^* \times \mathbb{P}_f^D)$ the equation (14) means:

$$p_1(x, l, f)p_2(x, l, f) = p_3(x, l, f) \quad (17)$$

here $p_i(x, l, f)$ are homogeneous polynomials in generators of the cohomology ring. The generators are nilpotent ($x^3 = 0 = l^3 = f^{D+1}$). Thus the solution is unique, provided: $\deg(p_3) \leq D$ and p_2 depends in essential way on f . The first condition is always satisfied, while the second means that the degeneration must involve (in essential way) the function f (or its derivatives). In particular, conditions involving the point (x) and tangent line (l) only, are non-invertible and will not be used.

2.2.4.4 The resulting varieties After choosing the way of degeneration, we substitute the degenerating condition into the defining system of equations, to check which stratum appears as a result of degeneration. Except for the simplest cases, the stratum will be reducible and non-reduced (with some multiplicity).

2.2.4.5 The explicit calculations can be made by pen&paper in the simplest cases only (e.g. A_4, D_7). However using computer programs (Singular, Mathematica) we can easily perform all the calculations in each particular case.

2.2.5 Some exceptional cases

2.2.5.1 Newton degenerate singularities. Newton degenerate singularities are enumerated as other non-linear singularities. One first pushes the stratum to Newton non-degenerate strata, then (if they are non-linear) degenerates everything to linear strata. We demonstrate this in section 4.4.

2.2.5.2 Calculations in non-universal domain In general one does all the calculations, assuming that d (the degree of the curve) is very large. In this way, one evades all the dangerous small- d effects (coincidences on the Newton diagram, appearance of unexpected strata of very high singularities etc.) While the calculation is done for d unknown and very large, the result is valid for d in universal domain.

When d is small, compared to the codimension of the singularity, we are in the non universal domain. Correspondingly, the calculations should be done separately for each specific value of d . One should take into account various small degree effects.

For example, when working with the stratum of A_k singularities, the dangerous additional piece is the stratum of reducible curves with double line as a component. Formally, it satisfies all the equations for any A_k . For curves of high degrees this stratum is of huge codimension, and can be safely neglected. For small degrees (relatively to k) the dimension of this "wrong" stratum is **bigger** than that of the "true" stratum (of curves with isolated singularities). Therefore the direct calculation (using lifting only) is impossible. One must use degenerations, and be particularly careful to all the possible appearances of such strata. We consider example of such calculation in section 5.2.

2.3 Examples

2.3.1 Complete intersections (ordinary multiple point)

The ordinary multiple point is the singularity with normal form: $x_1^{p+1} + x_2^{p+1}$, another definition is: $\text{jet}_p(f(x_1, x_2)) = 0$. (For small p , these singularities correspond to: A_1 , D_4 , $X_9 (= X_{1,0})$ etc.). The defining condition here is vanishing of $f^{(p)}$ (tensor of derivatives of order p , in homogeneous coordinates). The lifted variety in this case is:

$$\tilde{\Sigma} = \overline{\{(f, x) \mid f^{(p)}|_x = 0\}} \subset \mathbb{P}_f^D \times \mathbb{P}_x^2 \quad (18)$$

This variety is defined by $\binom{p+2}{2}$ transversal conditions. To check the transversality of conditions in (18) we note that $PGL(3)$ acts freely and transitively on \mathbb{P}^2 . Therefore it is sufficient to check the transversality, at some particular point. We fix $x = (1, 0, 0) \in \mathbb{P}^2$. Then the conditions of (18) are just linear equations in the space \mathbb{P}_f^D of all polynomials of the given degree (which is at least $p+1$), so the transversality is equivalent to linear independence. And this is immediately verified.

So the cohomology class of $\tilde{\Sigma}$ is just the product (in cohomology) of the classes of defining conditions, namely (since all the conditions have the same cohomology class):

$$[\tilde{\Sigma}] = [f_{1,\dots,1}|_x = 0]^{\binom{p+2}{2}} \quad (19)$$

According to the remark at the beginning of section 2.1.1, each class is:

$$[f_{1,\dots,1}|_x = 0] = (d-p)x + f \in H^0(\mathbb{P}_f^D) \otimes H^2(\mathbb{P}_x^2) \oplus H^2(\mathbb{P}_f^D) \otimes H^0(\mathbb{P}_x^2) \quad (20)$$

Thus:

$$[\tilde{\Sigma}] = \left((d-p)x + f \right)^{\binom{p+2}{2}} \quad (21)$$

The precise action of Gysin homomorphism: $H^{k+2}(\mathbb{P}_f^D \times \mathbb{P}_x^2) \xrightarrow{\pi_*} H^k(\mathbb{P}_f^D)$ was explained in section 2.2.2. To obtain the cohomology class $[\Sigma]$ we just need to extract the coefficient of x^2 . Thus, finally:

$$\deg(\Sigma) = \binom{\binom{p+2}{2}}{2} (d-p)^2 \quad (22)$$

The ordinary multiple point is the simplest type of singularity. The specific feature, which greatly simplified the calculation, was the global transversality of the defining equations of $\tilde{\Sigma}$. (In other words the lifted version was a complete intersection).

When the conditions are only locally transversal, the natural idea is: restrict the consideration to an affine part of \mathbb{P}^2 . There, choose a sufficient set of transversal conditions. Now define a new projective variety, as the projective closure (i.e. just homogenize equations). Check the situation at "infinity" and remove residual pieces. As the simplest example we consider nodal curves.

2.3.2 Removing residual pieces (nodal curve defined in affine coordinates)

Here we want to demonstrate the process of removing residual pieces, which can arise when the defining conditions are locally (but not globally) transverse. Choose the affine part: $(x_0 \neq 0) \subset \mathbb{P}_x^2$. The conditions of nodality, written in local coordinates, are: vanishing of the two derivatives and of the function itself. Thus consider the variety:

$$\Xi = \{(f, x) \mid f_1(x) = 0 = f_2(x), f(x) = 0\} \subset \mathbb{P}_f^D \times \mathbb{P}_x^2 \quad (23)$$

Over the affine part of \mathbb{P}_x^2 this variety coincides with $\tilde{\Sigma}_{A_1}$, however at infinity ($x_0 = 0$) one can expect some additional pieces. Indeed, the Euler formula for homogeneous polynomial of degree d

$$\sum_{i=0}^2 x_i \partial_i f(x) = d * f(x) \quad (24)$$

provides, that the equations of (23), when translated to the neighbourhood of infinity, are:

$$x_0 f_0(x) = 0 = f_1(x) = f_2(x) \quad (25)$$

That is, the variety of (23) is a union of $\tilde{\Sigma}_{A_1}$ and some piece at "infinity" (when $x_0 = 0$), taken with multiplicity one (since x_0 appears in the first degree). So, to calculate the (co)homological class $[\tilde{\Sigma}_{A_1}]$ one should subtract from $[\Xi]$ the (co)homological class of the variety defined by: $\{x_0 = 0, f_1 = 0 = f_2\}$.

Calculating as previously: $[\Xi] = \left((d-1)x + f\right)^2 (dx + f)$. The (co)homological class of the piece at infinity is: $\left((d-1)x + f\right)^2 x$. Their difference gives the answer of (22).

We emphasize again, that here we have dealt with the simplest case. In general the procedure of defining projective closure of some affine variety and then removing some unnecessary pieces at infinity can be rather tricky.

Another method is to try to lift the $\tilde{\Sigma}$ to an even bigger space, where it is defined by a transversal set of conditions. We consider now the simplest such case: cuspidal curves.

2.3.3 Example of lifting: Cusp

Cuspidal singularity (A_2 , the normal form: $y^2 + x^3$) is characterized by its point and direction $(x, k) \in \mathbb{P}(T\mathbb{P}^2)$. It is easier to think of the direction as given by a line (which in the plane is defined by a 1-form: $l \in (\mathbb{P}^2)^*$), so:

$$\mathbb{P}(T\mathbb{P}^2) \simeq \{(x, l) \mid l(x) = 0\} \subset \mathbb{P}_x^2 \times (\mathbb{P}_l^2)^* \quad (26)$$

(the condition $l(x) = 0$ means that the line corresponding to l passes through x).

To write the condition of cuspidality, consider the Hessian (matrix of second derivatives) in homogeneous coordinates. At the nodal point, this matrix is degenerated, since the first derivative vanish: $f^{(1)}|_x = f^{(2)}|_x(x) = 0$. At the cuspidal point this matrix is doubly degenerated (i.e. of rank one). The direct check shows, that at the cuspidal point: $f^{(2)} \wedge l = 0$. Here, the wedge product means that the index of l and one index of Hessian are antisymmetrized.

Now, as can be directly verified: $f^{(2)} \wedge l = 0 \Rightarrow f^{(2)} \sim (l \times l)$. Thus we define:

$$\tilde{\Sigma}_{A_2} = \left\{ (x, l, f) \mid l(x) = 0, f^{(2)} \sim (l \times l) \right\} \subset \mathbb{P}_x^2 \times (\mathbb{P}_l^2)^* \times \mathbb{P}_f^D \quad (27)$$

(The condition $x \in \text{Ker}(f^{(2)})$ is satisfied automatically).

The two conditions are certainly transversal (e.g. f appears in the second only). Thus, the total cohomology class is the product of classes of the conditions. The (co)homology class of the first condition is just: $x + l$. The second condition (proportionality of two tensors), will occur frequently in the paper and is considered in Appendix. Its cohomology class is:

$$[f^{(2)} \sim (l \times l)] = \sum_{i=0}^5 ((d-2)x + f)^i (2l)^{n-i} \in H^{10}(\mathbb{P}_f^D \times \mathbb{P}_x^2 \times (\mathbb{P}_l^2)^*) \quad (28)$$

Taking product with $[l(x)=0]$ and extracting the coefficient of $x^2 l^2 f^2$, we get the degree of the stratum of cuspidal curves:

$$[\Sigma_{A_2}] = 12(d-1)(d-2) \quad (29)$$

This approach is extremely effective when working with curves with L-singularities.

2.3.4 The simplest example of degeneration: $A_2 \rightarrow D_4$

Here we enumerate cuspidal curves in one additional way, to demonstrate the degeneration method. We use the fact, that the stratum of curves with D_4 point is adjacent to the stratum of cuspidal curves. The degeneration is the following: we demand that when bringing the cuspidal curve to the normal form $(\alpha y^2 + x^3)$, the coefficient α of y vanishes. Thus we get $\text{jet}_2(f) = 0$, which is the D_4 point.

We degenerate the lifted stratum: $\tilde{\Sigma}_{A_2} = \{(x, l, f) | l(x) = 0, f^{(2)} \sim (l \times l)\}$. The precise form of degenerating hypersurface is: $V = \{\partial_0^2 f = 0\} \subset \mathbb{P}_f^D \times \mathbb{P}_x^2 \times (\mathbb{P}_l^2)^*$. This hypersurface is transversal to the lifted stratum in the open neighborhood: $l_0 \neq 0$. The direct check shows, that:

$$\tilde{\Sigma}_{A_2} \cap V = \{(x, l, f) | l(x) = 0, f^{(2)} = 0\} \cup \{(x, l, f) | l(x) = 0, l_0^2 = 0, f^{(2)} \sim (l \times l)\} \quad (30)$$

Note, that the second variety is of multiplicity 2 (not reduced). Thus, for the cohomology classes we have:

$$[\tilde{\Sigma}_{A_2}][V] = [\{(x, l, f) | l(x) = 0, f^{(2)} = 0\}] + 2[\tilde{\Sigma}_{A_2}][l_0 = 0] \quad (31)$$

Or:

$$[\tilde{\Sigma}_{A_2}]([V] - 2[l_0 = 0]) = [\tilde{\Sigma}_{D_4}] \quad (32)$$

So the cohomology class of the degenerating divisor in this case is: $([V] - 2[l_0 = 0])$. Note, that we know the cohomology class, without writing explicit equations for the divisor. This will be the typical situation during degenerations.

According to the remark in section 2.2.4.3 the class of degenerating divisor is "invertible" (i.e. the last equation has unique solution). Thus from this formula (by division) we obtain the cohomology class of the cuspidal stratum

3 Enumeration of linear strata

In this section we work with Newton non-degenerate singularity only. We also assume that the degree of the curve is sufficiently high, compared to the codimension of the singularity.

In the first part of this section we use the lifting method to calculate the cohomology classes of linear strata. The calculation is straightforward in each particular case. In the second part we present the method of degenerations to calculate the same things. For linear strata it is just another check of the already obtained answers. For nonlinear strata, however, it is the only currently working method.

3.1 Definition and properties of linear strata

Definition 3.1 The **linear stratum** (L-stratum) is the stratum of (Newton-non-degenerate) singular curves, which can be brought to the almost normal form by projective transformations only (or linear transformations in the local coordinate system centered at the singular point). Otherwise the stratum will be called nonlinear.

Remark 3.2 *As will be shown later, the linear stratum can be lifted to a variety, defined by equations linear in function or its derivatives, and therefore easy to work with.*

We will call the singularity *(non)linear* iff the corresponding equisingular stratum is (non)linear.

The following simple claim gives a useful characterization of linear strata

Claim 3.3 *The equisingular stratum is linear iff every segment of the Newton diagram of the corresponding singularity has the slope $\frac{1}{2} \leq tg(\alpha) \leq 2$.*

Another characterization of linear singularity is via the resolution tree with degrees of intersections of strict transforms with exceptional divisors, ascribed at each infinitely near point.

Claim 3.4 *If the singularity is linear, then there are no 3 equal consequent numbers ascribed to the vertices of the tree*

The simplest class of examples of such singularities is defined by the line: $x^p + y^q$, $p \leq q \leq 2p$. In general, for a given series only for a few types of singularities the strata can be linear. In the low modality cases the singularities brought to normal form by projective (linear) transformation are⁶:

- Simple singularities (no moduli): $A_k : 1 \leq k \leq 3$, $D_k : 4 \leq k \leq 6$, $E_k : 6 \leq k \leq 8$
- Unimodal singularities: $X_9 (= X_{1,0}) : x^4 + y^4 + ax^2y^2$, $J_{10} (= J_{2,0}) : x^3 + y^6 + ax^2y^2$, $Z_{11} : x^3y + y^5 + axy^4$, $Z_{12} : x^3y + xy^4 + ax^2y^3$, $Z_{13} : x^3y + y^6 + axy^5$, $W_{12} : x^4 + y^5 + ax^2y^3$, $W_{13} : x^4 + xy^4 + ay^6$
- Bimodal: $Z_{1,0} : x^3y + dx^2y^3 + cxy^6 + y^7$, $W_{1,0} : x^4 + \vec{a}x^2y^3 + y^6$, $W_{1,1} : x^4 + x^2y^3 + \vec{a}y^7$, $W_{17} : x^4 + xy^5 + ay^7$, $W_{18} : x^4 + \vec{a}x^2y^4 + y^7$

We emphasize again, that singularities are considered up to topological transformations, this approach removes moduli. Therefore in the sequel the moduli are ignored. For example by the singularity X_9 we mean singularity defined by vanishing of all the derivatives up to (including) order 3, or (to save the words) by the line through (4,0) and (0,4) on Newton diagram.

Most equisingular strata are nonlinear. For example if a curve has an A_4 point, the best we can do by projective transformations is to bring it to the normal form of A_3 :

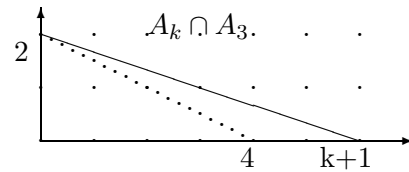
$$a_{2,0}y^2 + a_{1,2}xy^2 + a_{0,4}y^4 \quad (33)$$

This quasi-homogeneous form is degenerated ($a_{1,2}^2 = 4a_{2,0}a_{0,4}$) and by quadratic (nonlinear!) change of coordinates the normal form of A_4 is achieved.

However, inside every (equisingular) non-linear stratum there is a linear substratum: collection of points corresponding to the curves with the same singularity, that can be brought to the normal form by the *projective* transformations only. E.g. in the (closure of the) stratum of A_k singularities there is a substratum of singular curves that can be brought to the normal form of A_k by *projective* transformation only. We'll say that these curves possess $A_k^{(l)}$ singularity, they span the substratum $\Sigma_{A_k^{(l)}}$ of Σ_{A_k} . (If the singularity X is by itself linear then of course: $X^{(l)} = X$).

Even more generally, we'll consider the strata like: $\Sigma_{A_k} \cap \Sigma_{A_j^{(l)}}$, $k > j > 3$ (A_k singularities, that can be brought to the normal form of A_j by projective/linear transformations only). These strata will be helpful, eventhough they have no direct geometric meaning and not much importance in the general singularity theory.

To distinguish between usual stratum and its linear substratum, the Newton diagram of each singularity will contain two lines: solid (corresponding to the normal form) and dotted (corresponding to the "optimal" form to which the singularity can be brought by projective/linear transformations).



3.2 Direct approach: Liftings

The linear strata are easy to work with, as formulated in:

Lemma 3.5 *Every linear stratum Σ can be lifted to variety $\tilde{\Sigma}$, which is a locally complete intersection. $\tilde{\Sigma}$ is a variety of specific type, defined by transversal intersection of conditions, each of them being*

⁶All the notations are from [AGV]

proportionality of symmetric multi-forms: $X_i \sim Y_i$. Correspondingly, the cohomology class is calculated as a product:

$$[\tilde{\Sigma}] = \prod_i [X_i \sim Y_i] \quad (34)$$

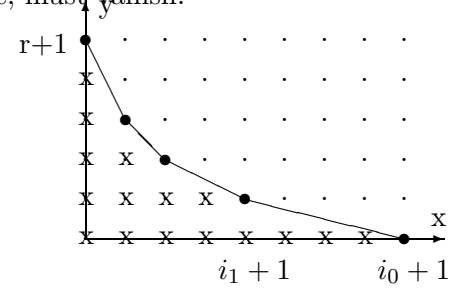
The proof of the lemma is essentially the calculation of the classes by the following algorithm:

- Record the conditions of the almost normal form from the Newton diagram
- Write them in a covariant way, using the one-form l corresponding to the tangent line
- "Resolve" the conditions using auxiliary forms, i.e. lift the stratum to a bigger space
- Use the formula for the (co)homology class of condition of proportionality of two tensors to calculate the total (co)homology class.

proof:

Step 1 To obtain the defining equations of the lifted stratum, first write the conditions for the normal form of the singularity type. These are read off the Newton diagram: derivatives of f , corresponding to the points below the defining (piecewise-linear) curve, must vanish. So, one gets a set of conditions (in local coordinates) of the form:

$$\begin{aligned} \partial_x^i f &= 0, \quad i = 0, 1, \dots, i_0 \\ \partial_x^i \partial_y f &= 0, \quad i = 0, 1, \dots, i_1 \\ &\dots \\ \partial_x^i \partial_y^r f &= 0, \quad i = 0, 1, \dots, i_r \end{aligned} \quad (35)$$



Step 2 Now, make the conditions covariant under $PGL(3)$ rotations, using the following prescription: let $l \in (\mathbb{P}^2)^*$ define the tangent line to the local branch of the singularity at the singular point (so that for the normal form, the point is: $(1, 0, 0)$, the line is: $(0, 0, 1)$). Then:

$$\{\partial_x^i \partial_y^j f = 0, \quad i = 0, \dots, i_j\} \Leftrightarrow f^{(i_j+j)} \wedge \underbrace{l \wedge \dots \wedge l}_{i_j} = 0 \quad (36)$$

Here on the r.h.s we have a wedge product of a symmetric form with several one-forms (i.e. the coefficient of each of the one-form is antisymmetrized with a particular coefficient of $f^{(i_j+j)}$). The equivalence of the two conditions is immediate: note that the r.h.s. is covariant under $PGL(3)$ transformations, and for $l = (0, 0, 1)$, point $= (1, 0, 0)$ we get back to the l.h.s

When all the equations are covariant, we arrive at the subvariety of $\mathbb{P}_x^2 \times (\mathbb{P}_l^2)^* \times \mathbb{P}_f^D$ which is a blow-up of the original stratum. This lifted version is defined by:

$$\begin{aligned} f^{(p_1)} \wedge \underbrace{l \wedge \dots \wedge l}_{i_1} &= 0 \quad \dots \quad \dots \quad f^{(p_k)} \wedge \underbrace{l \wedge \dots \wedge l}_{i_k} = 0 \\ f^{(p_{k+1})} &= 0 \quad l(x) = 0 \\ p_1 > p_2 > \dots > p_{k+1} \quad p_1 - i_1 &< p_2 - i_2 < \dots < p_k - i_k \end{aligned} \quad (37)$$

Step 3 These equations can be resolved using auxiliary symmetric forms $\{B_j^{(i_j-1)}\}_{j=1}^k$:

$$\begin{aligned} f^{(p_1)} &\sim \text{SYM}(\underbrace{l, \dots, l}_{p_1-i_1+1}, B_1^{(i_1-1)}) \quad \dots \quad \dots \quad f^{(p_k)} \sim \text{SYM}(\underbrace{l, \dots, l}_{p_k-i_k+1}, B_k^{(i_k-1)}) \\ f^{(p_{k+1})} &= 0, \quad l(x) = 0 \end{aligned} \quad (38)$$

Here on the r.h.s. the one-form l and the symmetric $(i_j - 1)$ -forms $B_j^{(i_j-1)}$ are symmetrized, the conditions mean proportionality of tensors. Using the Euler's formula ($\sum x_i \partial_i f = d * f$) and its consequences, the conditions can be rewritten in the following form:

$$\begin{aligned}
 f^{(p_1)} &\sim \text{SYM}(\underbrace{l, \dots, l}_{p_1 - i_1 + 1}, B_1^{(i_1-1)}) \\
 B_1^{(i_1-1)}(\underbrace{x, \dots, x}_{p_1 - p_2}) &\sim \text{SYM}(\underbrace{l, \dots, l}_{p_2 - p_1 + i_1 - i_2}, B_2^{(i_2-1)}) \\
 &\dots \\
 B_k^{(i_k-1)}(\underbrace{x, \dots, x}_{p_k - p_{k+1}}) &= 0 \quad l(x) = 0
 \end{aligned} \tag{39}$$

The so obtained conditions are mutually transversal (e.g. f appears in the first row only, $B_1^{(i_1-1)}$ in first and second, etc.). Therefore the cohomology class of the lifted variety is just the product of the classes of conditions in (39). This proves the lemma. ■

Step 4 The lemma reduces the calculation of the cohomology classes of the lifted strata to the calculation of the classes of conditions of the type: two tensors are proportional. This problem is solved in Appendix (A.1.1). The answer is as follows: if the cohomology class of an element⁷ of a k -indexed tensor $A^{(k)}$ is p , while that of $B^{(k)}$ is q , then:

$$[A^{(k)} \sim B^{(k)}] = \sum_{i=0}^{\binom{k+2}{2}-1} p^i q^{\binom{k+2}{2}-1-i} \tag{40}$$

Many examples are given in Appendix. We solve there cases of singularities with normal forms: $x^p + y^{p+k}$ $0 \leq k \leq 3$ ($A_k, k < 4, E_6, E_8, J_{10}, W_{12}, W_{1,0}, W_{18}$), $x^p y + y^q$, $\frac{p}{2} < q - 1 \leq 2p$ ($D_k, k < 7, E_7, Z_{11}, Z_{13}, Z_{1,0}, W_{13}, W_{17}$) and some others. The methods works equally well for the linear semi-quasi-homogeneous singularities (defined by two or several lines on the Newton diagram). We solve in Appendix cases of: $X_{1,p}$, $0 < p \leq 2$ and $W_{1,p}$, $0 < p \leq 2$.

So, the problem of calculation of cohomology classes for L-strata is completely solved by liftings. For nonlinear strata, Newton degenerate singularities and curves of low degrees, this approach does not work. Instead one should use degenerations.

3.3 Degenerations.

The process of degeneration was described in section 2.2.4. In general the related calculations are rather involved. However, for linear singularities, they are particularly simple. One sees directly from the Newton diagram the degenerating direction, the final stratum. And the resulting stratum is always irreducible and reduced.

3.3.1 General Remarks

Since the simplest type of singularity is ordinary multiple point, we'd like to degenerate the (linear) singular stratum to the stratum of some ordinary multiple point.

So, the goal of the degeneration process (in the case of linear singularities) is to deform the piecewise linear curve, defining the singularity on the Newton diagram, to a line, and to rotate the line clockwise. At each step of degeneration one imposes additional condition: the coefficient of some monomial in the normal form vanishes.

⁷By a cohomology class of an element of a tensor we mean the cohomology class of a hypersurface defined by vanishing of this element. We assume that at least one of the tensors is generic, in particular non-degenerate

To write the explicit degenerating condition (the divisor with which the stratum is intersected) can be somewhat tricky task, in addition one should always check the transversality of the intersection. We discuss several kinds of such conditions in Appendix.

To demonstrate the idea we consider the simplest case, the generalization of the $A_2 \rightarrow D_4$ transition, dealt with in section 2.3.4.

3.3.2 An example: $x^p + y^{p+1} \rightarrow x^{p+1} + y^{p+1}$

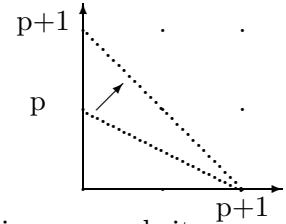
We start from the variety of singular curves with normal form: $f = x^p + y^{p+1}$; singularity at a point $x \in \mathbb{P}^2$ with tangent line defined by $l \in (\mathbb{P}_l^2)^*$:

$$\tilde{\Sigma} = \{(x, l, f) \mid l(x) = 0, \quad f^{(p)} \sim \underbrace{l \times \dots \times l}_p\} \subset \mathbb{P}_x^2 \times (\mathbb{P}_l^2)^* \times \mathbb{P}_f^D \quad (41)$$

Intersect this stratum with the hypersurface defined by: $\partial_0^p f = 0$. Then, from the definition of $\tilde{\Sigma}$ we have: either $l_0^p = 0$ or (for generic tangent line) $f^{(p)} = 0$. In terms of cohomology classes:

$$[\tilde{\Sigma}][\partial_0^p f = 0] = [f^{(p)} = 0 = l(x)] + [\tilde{\Sigma}, l_0^p = 0] \Rightarrow [\tilde{\Sigma}] \left([\partial_0^p f = 0] - p[l_0 = 0] \right) = [f^{(p)} = 0, l(x) = 0] \quad (42)$$

The right hand side is a stratum of curves with ordinary multiple point (complete intersection) its (co)homology class has been already calculated. So this gives a possibility to calculate the cohomology class $[\tilde{\Sigma}]$. Since the l.h.s. was also calculated, the example provides a simple check of the degeneration idea.



Sometimes it is better to use deformation instead of degeneration. In the previous example it amounts to considering $x^p + y^{p+1}$ as deformation of $x^{p+1} + y^{p+1}$, correspondingly, for cohomology classes we have:

$$[x^p + y^{p+1}] = \frac{[x^{p+1} + y^{p+1}]}{[\text{degeneration}]} \quad (43)$$

4 Enumeration of nonlinear strata

In this section we treat the non-linear strata. Except for the simplest cases at the beginning of each series (e.g. A_1, A_2, A_3 for A_k), the normal form of the singularity cannot be achieved by projective transformation. So, the (lifted) stratum of curves (with singularity at prescribed point, with prescribed tangent line) cannot be defined (even locally) by equations linear in function or its derivatives. The (non-linear) equations are complicated and difficult to deal with.

Due to this reason, the direct approach does not work (we consider examples of A_4, A_5 in the first subsection). The further blow-up (to a bigger space) faces severe difficulties and gives no results (this is demonstrated for the case of A_k). The only currently working method is "degeneration", it was described in section 2.2.4. It provides a way to calculate the cohomology classes of non-linear strata.

Usually there are many different ways to degenerate the given stratum. The most efficient are the ones which push the given stratum to a linear stratum in the smallest number of steps and involve the least number of other strata. For A_k series the best degenerations are linearizations (described in subsection 4.3).

The degeneration methods work equally well for any type of singularity. First we consider the Newton-non-degenerate singularities. In subsection 4.4 we consider the Newton-degenerate singularities and solve some cases.

4.1 Impossibility of the direct approach

4.1.1 Examples of A_4 , A_5

Suppose that by projective transformation the curve (with A_4 singularity) is brought to the form (in the local coordinates):

$$a_{2,0}x^2 + a_{1,2}xy^2 + a_{0,4}y^4 + \text{higher terms} \quad (44)$$

By one quadratic shift ($y \rightarrow y + \beta y^2$) we should be able "to kill" the monomials xy^2, y^4 . This means that the quasi-homogeneous form in (44) is degenerate, in particular the (local) condition for A_4 is:

$$4a_{2,0}a_{0,4} = a_{1,2}^2 \quad (45)$$

Similar considerations give the additional condition for A_5 :

$$a_{2,1}a_{0,4} + a_{0,5}a_{2,0} = \frac{a_{1,2}a_{1,3}}{2} \quad (46)$$

The first task is to make these conditions covariant under $PGL(3)$. For this lift Σ to: $\tilde{\Sigma} \subset \mathbb{P}_x^2 \times \mathbb{P}_v^2 \times (\mathbb{P}_l^2)^* \times \mathbb{P}_f^D$. Here x is the singular point, v -another point in the plane, the tangent line l passes through the two points. The equations (45,46) are written for the case:

$$x = (1, 0, 0) \quad v = (0, 0, 1) \quad l = (0, 1, 0) \quad (47)$$

In terms of derivatives (45) reads: $\frac{1}{3}f_{11}^{(2)}f_{2222}^{(4)} = (f_{122}^{(3)})^2$. The prescription to convert this into covariant expression is as follows:

1. Every time index "2" appears; contract the derivative with v
2. Every index "1" should be replaced by a free index

In this way, e.g. the equations for A_4 , A_5 cases become:

$$\begin{aligned} \frac{1}{3}f_{ij}^{(2)}f^{(4)}(v, v, v, v) &= f^{(3)}(v, v)_i f^{(3)}(v, v)_j \\ f^{(3)}(v)_{ij}f^{(4)}(v, v, v, v) + f_{ij}^{(2)}f^{(5)}(v, v, v, v, v) &= \frac{f^{(3)}(v, v)_i f^{(4)}(v, v, v)_j}{2} \end{aligned} \quad (48)$$

Even though the covariant conditions have been obtained, we face severe difficulties with actual cohomology computation: the total set of conditions is certainly not transversal (even locally).

4.1.2 The difficulties of further liftings

The natural way to attack the A_k stratum is to lift it further. In this approach, however, we meet the following obstacle.

By definition, a curve has A_k singularity at the origin, if the k -jet of the function can be brought (by polynomial transformations) to the form: $jet_k(f(x, y)) = x^2$.

Now, go back to the original form of the function, i.e. undo all the transformations. Then we arrive at the condition:

$$jet_k(f(x, y)) = jet_k(g^2(x, y)) \quad (49)$$

Here g is a polynomial (vanishing at the singular point) of degree not more than $k - 1$. (Terms of higher order do not enter the k -jet and therefore can be omitted). This condition can be written as proportionality of tensors of k 'th derivatives: $f^{(k)} \sim (g^2)^{(k)}$. Thus the lifted stratum of curves with A_k point is (**naively**) defined as:

$$\overline{\{(x, f, g) \mid f^{(k)} \sim (g^2)^{(k)}, g(x) = 0, g \text{ is smooth}\}} \subset \mathbb{P}_x^2 \times \mathbb{P}_f^{D_f} \times \mathbb{P}_g^{D_g} \quad (50)$$

This is, however, not the true stratum. For example the closure of Σ_{A_k} contains the $\Sigma_{D_{k+1}}$ stratum (in codimension 1). The stratum defined in (50) does not contain $\tilde{\Sigma}_{D_{k+1}}$. Indeed, if the curve has a D_k point then the tensor of second derivatives at the point vanishes: $f^{(2)} = 0$. This causes the gradient of g to vanish: $\nabla g = 0$. But then (g^2) has a quadruple point with pairwise coinciding tangent lines. So the closure of the stratum, defined in (50), does not contain curves with $D_{\tilde{k}}$ (for any \tilde{k}), neither $E_{\tilde{k}}$, etc. This stratum can be thought of as a wrong compactification of the pure A_k stratum, with many substrata shrank.

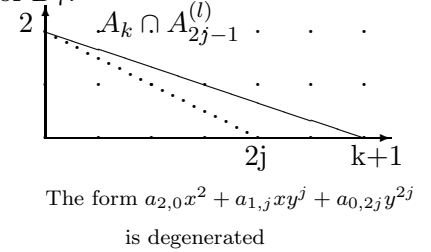
Another problem is the actual calculation of the cohomology class: even the class of the "wrong" stratum cannot be calculated. The problem is in the open condition of smoothness of g . It cannot be taken into account by subtracting a cohomology class of unnecessary piece of singular g , because this piece has dimension higher than the stratum (50). In fact, if g has a multiple point (so that $g^{[\frac{k}{2}+1]} = 0$), then the condition $f^{(k)} \sim (g^2)^{(k)}$ is automatically satisfied, so we have a stratum of codimension: $\binom{[\frac{k}{2}]+3}{2}$, while the codimension of variety in (50) is $\binom{k+2}{2}$.

Therefore the cohomology classes of non-linear strata cannot be calculated by direct approach, or a suitable lifting. Instead, we will use a particular kind of degeneration (linearization) to convert the nonlinear equations to linear ones. As a preparation we generalize the situation of A_4 , A_5 , i.e. we discuss the "first" nonlinear equation in each series.

4.1.3 The "first" nonlinear equation

In the degenerating process we work with series of strata of the form: $\mathbb{X}_k \cap \mathbb{Y}^{(l)}$. They always start from a linear stratum⁸. When going along the series we fix the moment when the stratum becomes nonlinear. At this moment just one nonlinear equation is added to the (base of the) local ideal of the stratum. We call this equation: the *first* nonlinear equation of the singularity. For example for A_k this is the nonlinear equation of A_4 , for D_k it is the nonlinear equation of D_7 .

At each step of the degeneration procedure we attack this first nonlinear equation, therefore its properties are important. This equation can be read off the Newton diagram. Draw the Newton diagram corresponding to the singularity $\mathbb{X}_k \cap \mathbb{Y}^{(l)}$. Then the first nonlinear equation corresponds to one of the segments on the dotted line, it means just the degeneracy of the corresponding quasihomogeneous form (see the picture)



Let m denote the number of integer lattice points on the segment corresponding to this form.

Lemma 4.1 • If $m > 2$ then the degree of the first equation is $2(m - 2)$.

• If $m = 2$ then the first equation is of the form: $a_I^p a_J^q = 0$. In this case the stratum is reducible.

proof: Let Ω be the quasi-homogeneous form, it can be written as a homogeneous form $\tilde{\Omega}$ of some powers of x, y . Then Ω is degenerated iff $\tilde{\Omega}$ is degenerated. In other words for some point $(a, b) \in \mathbb{P}^1$ we have: $\partial_a \tilde{\Omega} = 0 = \partial_b \tilde{\Omega}$. Therefore the variety of degenerate forms is just the variety of "nodal hypersurfaces of degree $m - 1$ in \mathbb{P}^n " for $n = 1$. Its degree is well known (in particular is given by (22) for $n = 1$):

$$2(m - 2) \tag{51}$$

Suppose now that $m = 2$, i.e. there are only two integer points on the segment corresponding to the first equation. In this case the first equation is of the form: $a_I^p a_J^q = 0$. Indeed, by its definition, once

⁸E.g. $A_k \cup A_n^{(l)}$ starts from $A_n^{(l)}$, $J_{2,k} \cap D_8^{(l)}$ starts from $J_{10} \cap D_8^{(l)}$, which is linear stratum

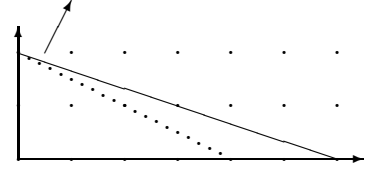
the equation is satisfied, one of the monomials, corresponding to the segment can be eliminated (by nonlinear change of variables). But if there are just 2 integer points on the segment, the elimination is impossible, unless the corresponding coefficient is already zero. ■

So for $m = 2$ the stratum is a union of two (or more) strata (e.g. we'll see that for $k > 4$: $A_k \cap A_4^{(l)} = (A_k \cap A_5^{(l)}) \cup D_k$. In this case the class of the stratum is the sum of classes of irreducible strata with some multiplicities (that will be computed later), e.g. $[A_k \cap A_4^{(l)}] = 1 * [A_k \cap A_5^{(l)}] + 1 * [D_k]$

4.2 The process of degeneration.

In the nonlinear case the goal of degeneration is to get rid of nonlinear equations. There are (at least) two systematic ways to implement the degeneration:

- **The clockwise rotation.** Push the line to increase its slope⁸, so that one arrive at a diagram with a steeper line (and this case is easier to calculate). As an example consider A_4 . In this case to push the line clockwise means to demand that in the normal form $a_{2,0}x^2 + a_{1,2}xy^2 + a_{0,4}y^4$ the coefficient $a_{2,0}$ vanishes, so naively the transition is: $A_4 \rightarrow D_5$.



However, from the defining (nonlinear) equation for A_4 ($4a_{2,0}a_{0,4} = a_{1,2}^2$) one has: $a_{2,0} = 0 = a_{1,2}^2$, i.e. the stratum D_5 is adjacent to A_4 with multiplicity 2. So the actual transition is:

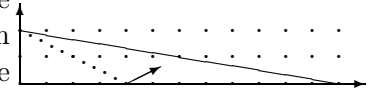
$$A_4 \rightarrow 2D_5 \quad (52)$$

Similar considerations for A_5 give: under $a_{2,0} \rightarrow 0$ the transition is:

$$A_5 \rightarrow 2(D_5 \cap A_5) = 2D_6 \cup 2E_6 \quad (53)$$

- **Linearization.** We remind that the singularity is described on the Newton diagram by two lines: solid (corresponding to the normal form) and dotted (corresponding to the optimal form to which we can bring the singularity by projective transformation only).

The goal of the linearization is to push the dotted line to the solid line and finally to merge them (so that the linear stratum is obtained). In the case of A_4 this means, that by linear transformation we'll be able to bring the curve to the normal form, in particular the degeneration in this case is: $A_4 \rightarrow A_4^{(l)}$, i.e. we should demand $a_{0,4} \rightarrow 0$.



As in the previous case: since the equation is nonlinear, the degenerated stratum enters with multiplicity. The transition is:

$$A_4 \rightarrow 2A_4^{(l)} \quad (54)$$

For A_5 we have:

$$A_5 \rightarrow 2(A_4^{(l)} \cap A_5) = 2A_5^{(l)} \cup 2D_6 \quad (55)$$

In both cases (clockwise rotation and linearization) the key step is to recognize the strata appearing after degeneration⁹ and their multiplicities. This is done by analysis of the nonlinear equations defining the singularity. Now we can describe the general algorithm of degenerations.

- Given a singularity find its "first" nonlinear equation

⁸like in the examples of Section 3: $x^p y + y^{p+2} \rightarrow x^{p+1} + y^{p+2} \rightarrow x^{p+2} + y^{p+2}$

⁹This task can be simplified if one knows which strata are adjacent to the given stratum in codimension 1. This can be answered by analysis of either the Newton diagram of the singularity or the Enriques diagram ([AR])

- Degenerate it (by linearization or clockwise rotation). In this process the given stratum will decompose into the union of other strata (with coefficients).
- Each of the so obtained strata is "closer" to the linear strata¹⁰. Perform the same procedure for each of the so obtained strata.

In this way the initial singularity gives rise to a tree of (adjacent) singularities, e.g. for clockwise rotation (omitting multiplicities):

$$\begin{aligned} A_6 &\rightarrow D_7 \cup E_7 \cup X_9 \\ D_7 &\rightarrow E_8 \end{aligned} \quad (56)$$

Each branch is continued until one ends at linear stratum

Having built the algorithm the first question is its efficiency. Already from the described cases we note that the clockwise rotation method involves for A_k the singularities with vanishing (k-3)-jet, while the linearization of A_k involves the singularity with (at most) vanishing $\frac{k-1}{2}$ -jet, so the linearization is more effective and it is the method that will be used in the sequel.

4.3 Linearization for A_k

It happens that the calculation of cohomology class for A_k involves calculations for many other series (e.g. D_k , $J_{k,i}$ etc.) therefore we'll describe the linearization process for A_k in details (as the most inclusive case). The tree of degeneration is shown at the end of this subsection.

So, consider the variety of curves with $A_{k>3}$ singularity at a point $x \in \mathbb{P}^2$ with tangent line defined by $l \in (\mathbb{P}_l^2)^*$:

$$\tilde{\Sigma} = \{(x, l, f) \mid l(x) = 0, f^{(2)} \sim (l \times l), f \text{ has } A_k \text{ at } x\} \subset \mathbb{P}_x^2 \times (\mathbb{P}_l^2)^* \times \mathbb{P}_f^D \quad (57)$$

We start from the curve in the normal form of A_3 : $a_{2,0}x^2 + a_{1,2}xy^2 + a_{0,4}y^4 + \text{higher terms}$. Then the first equation (45) is quadratic (it corresponds to the degeneracy of a quasihomogeneous form). The first step of linearization is intersection with a hypersurface along which $a_{0,4} = 0$, i.e. the degeneration is:

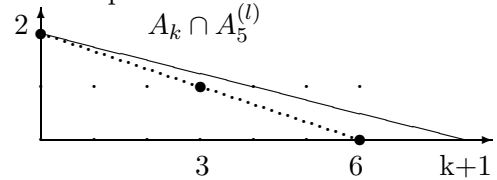
$$A_k \rightarrow 2A_k \cap A_4^{(l)} \quad (58)$$

For $k = 4$ the process stops, otherwise, the so obtained stratum is reducible (as is seen from equation for A_5 (46): if $a_{0,4} = 0$ then $a_{0,5}a_{2,0} = 0$):

$$\text{for } k > 4: A_k \cap A_4^{(l)} = (A_k \cap A_5^{(l)}) \cup D_{k+1} \quad (59)$$

As we will see, this is the typical behavior. If $k = 5$ the algorithm stops.

Otherwise, consider $A_k \cap A_5^{(l)}$, $k \geq 6$. Its Newton diagram is similar to that of A_4 , the first nonlinear equation is again quadratic (namely $4a_{2,0}a_{0,6} = a_{1,3}^2$), it means that some quasihomogeneous form is degenerate, therefore:

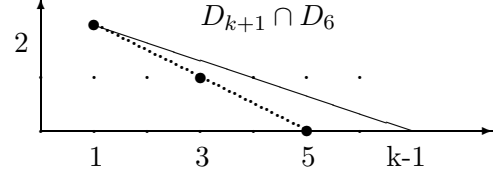


So the behavior along the first column of the degeneration tree is clear (and is directly read from the diagram) the degenerations bring multiplicity 2 and are followed by decompositions into two irreducible pieces (with multiplicity one).

The second column starts from $D_{k+1} \equiv D_{k+1} \cap D_6$ $k > 5$.

The first degeneration: $D_{k+1} \rightarrow 2D_{k+1} \cap D_7^{(l)}$ is exceptional, it is followed by decomposition:

$$\text{for } k > 7 : D_{k+1} \cap D_7^{(l)} = \left(D_{k+1} \cap D_8^{(l)} \right) \cup 2(D_{k+1} \cap J_{10}) \quad (62)$$



The coefficient 2 arises from the fact that in this case (accidentally) there is one additional point on the segment corresponding to the second equation.

The rest of the second column is regular (when the stratum is reducible, the multiplicities are 1):

$$D_{k+1} \cap D_{2j}^{(l)} \rightarrow 2D_{k+1} \cap D_{2j+1}^{(l)}, \text{ for } k > 2j+1 : D_{k+1} \cap D_{2j+1}^{(l)} = (D_{k+1} \cap D_{2j+2}^{(l)}) \cup (J_{2,k-7} \cap J_{2,2j-6}^{(l)}) \quad (63)$$

One continues in the same vein, until the algorithm stops. The already described behavior returns all the time: each degeneration is followed by the decomposition of the stratum. The stratum decomposes into two irreducible strata.

In this way one can calculate the (co)homology class of any nonlinear stratum. Some results (A_k , $k \leq 8$, D_k , $k \leq 9$ etc.) are presented in the Introduction. In Appendix we perform explicit calculations in several cases. However, we should note that in this way one cannot obtain (or at least guess) a general formula for the classes of the whole A_k series.

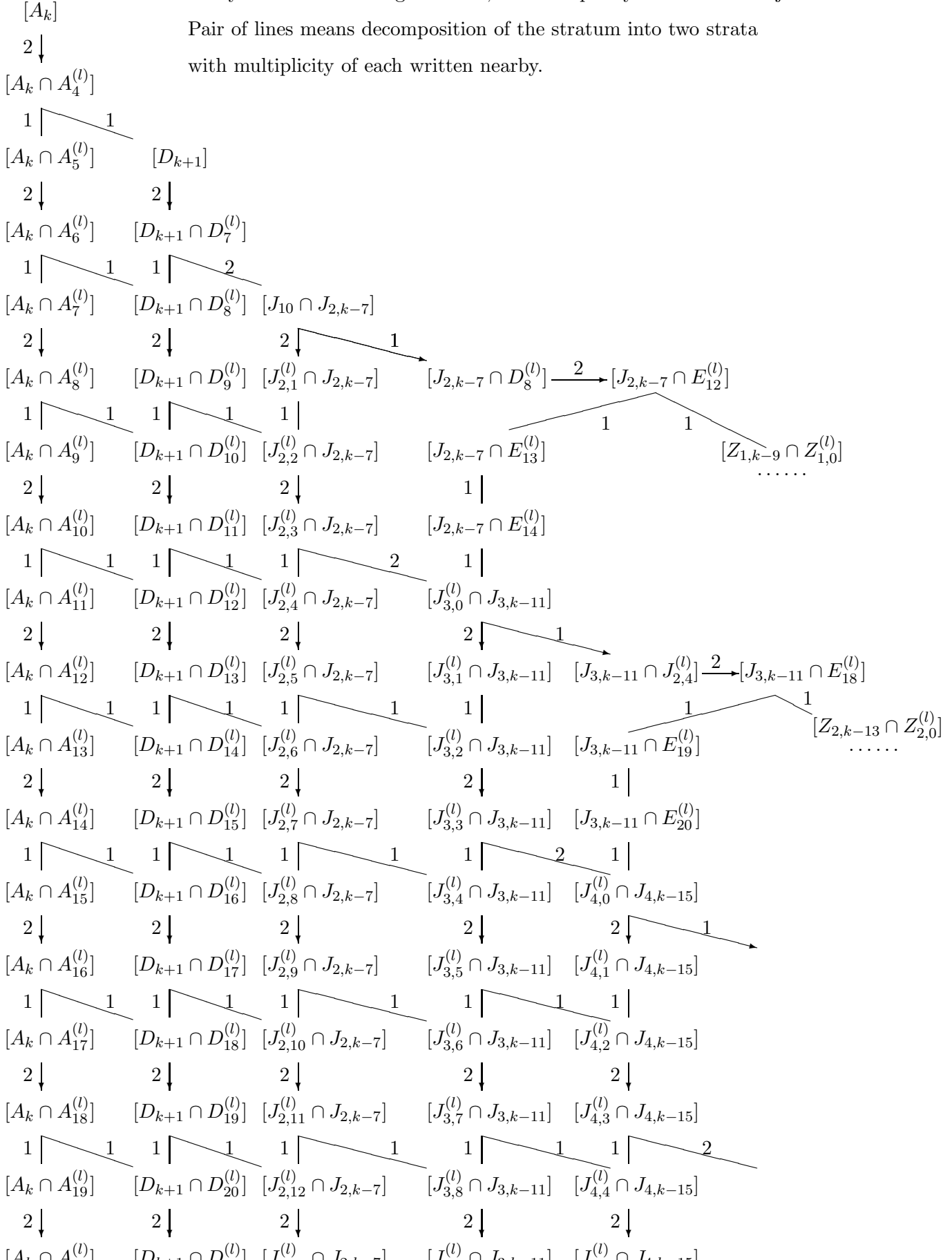
We'd like to emphasize, that all the transitions on the diagram are valid when the degree of the curve d is large compared to the codimension of the singularity. We obtain sufficient conditions on the validity of results and treat the cases of small degrees in the next section.

The tree of degenerations

Every arrow denotes degeneration, the multiplicity coefficient is adjacent.

Pair of lines means decomposition of the stratum into two strata

with multiplicity of each written nearby.



4.4 Newton-degenerate singularities

Up to now we have considered the Newton-non-degenerate singularities, their normal form is fixed by the Newton diagram. For Newton-degenerate singularities, the monomials of the normal form satisfy some additional conditions, except for those, read off the diagram. Instead of developing the general theory, we consider some (quite large) class of such singularities, to demonstrate applicability of the method.

Consider the singularities with (quasi-homogeneous) normal form:

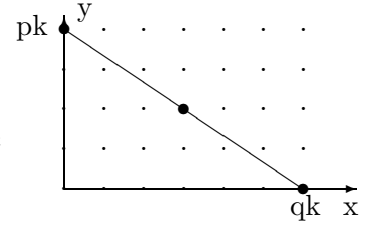
$$\begin{aligned} f(x, y) &= \sum_{i=0}^k a_{k-i,i} x^{(k-i)q} y^{ip} \\ \gcd(p, q) &= 1, \quad p < q < 2p, \quad k > 1 \end{aligned} \quad (64)$$

Since $k > 1$ the form contains at least three monomials. For generic coefficients $\{a_{i,j}\}$ this is a linear singularity, the case completely solved by liftings in subsection 3.1.

However, we could consider also degenerate quasi-homogeneous forms, in this case the singularity will be Newton-degenerate and the defining equations non-linear in the derivatives of $f(x, y)$.

As with any non-linear stratum, the strategy is to degenerate the stratum to higher linear strata. In this case the most efficient type of degeneration is the "clockwise rotation", described at the beginning of subsection 4.2. Namely, demand that in the normal form the coefficient of $a_{0,k}y^{kp}$ vanishes. Since the form is degenerate, this causes other monomials to vanish, and we arrive at a "less-nonlinear" stratum (i.e. the number of nonlinear equations decreases). Degenerate further, until one gets a linear stratum. We give explicit calculations of the simplest case in A.2.3.

In general, the diagram of the Newton-degenerate singularity consists of segments corresponding to (degenerate) quasi-homogeneous forms. In the same way as explained above, we degenerate each form, until we get a collection of Newton-non-degenerate linear singularities.



5 Singular curves in the region of non-universality

As was noted in the introduction, the linearization algorithm applies for sufficiently high degrees of curve (compared to the codimension of singularity). The final answer however is valid for a broader range of degrees (for a given codimension of singularity): from the universality [Kaz1],[Li] it follows that the answer is valid for the range of universality. We obtain here two sufficient conditions for the validity of results, and explain how to calculate in the non-universal domain.

5.1 The domain of universality

The algorithm certainly works as far as we consider the stratum whose generic point corresponds to an irreducible curve. The substrata corresponding to reducible curves may accidentally appear in the calculations, and cause wrong result.

If the curve (with some singularity) decomposes, its components have to intersect with some tangency. The direct check of the possible cases of reducibility shows, that among the strata of reducible curves, the stratum with the biggest dimension (and therefore the "most dangerous") is the stratum of reducible curves, with a double line component. Its codimension is:

$$2d - 1 \quad (65)$$

So the algorithm can give wrong results (and we're out of universality domain) if the codimension of the singularity is higher than $(2d - 2)$. Even if this doesn't happen, one could expect that in some low degree cases various specific coincidences occur, and the bound $(\text{codim} < 2d - 1)$ is not sufficient. We eventually show that it is sufficient.

First, we derive an auxiliary criterion.

The idea of the linearization algorithm gives us a simple sufficient condition. We start with the definition. From the normal form of the singularity one reads off the monomials whose coefficients vanish. By the *boundary monomial of the normal form* we'll mean the monomial of the highest total degree, whose coefficient vanishes when the curve is brought to the normal form. The boundary monomial in several cases are:

$$A_k : x^k, \quad D_k : x^{k-2}, \quad E_{6k} : x^{3k}, \quad E_{6k+1} : x^{3k}, \quad E_{6k+2} : x^{3k+1} \quad (66)$$

(Note that the boundary monomials for E_{6k} and E_{6k+1} are the same.) This notion is important due to the following

Lemma 5.1 *The linearization algorithm works and gives right results, if the total degree of the boundary monomial is less than the degree of the curve.*

So, for example, sufficient conditions in the simplest cases are:

$$A_k : k < d \quad D_k : k < d + 1 \quad E_{6k} : 3k < d \quad E_{6k+1} : 3k < d \quad E_{6k+2} : 3k + 1 < d \quad (67)$$

proof: The linearization algorithm degenerates the stratum to the strata of higher codimensions. At the end we represent some combination of linear strata as a degeneration of the original stratum (or vice versa we represent the original stratum as a deformation of the linear strata.) So the algorithm works if the singularities at the end lie in the universality domain. The boundary monomials of the strata at the end have total degrees not bigger than that of the original stratum. Since the strata at the end are linear (and for linear strata the lemma is immediate), we get the final answer. ■

The conditions of the above lemma provide that the algorithm works, produces correct results at each step, and the final result is also true. We can improve this bound (or rather derive another one) by using universality. Namely, if we have another algorithm, that also gives the final answer of the enumeration problem (multi-degrees of the lifted variety), and also have some bound of applicability, one can take the best among the two. In fact we have:

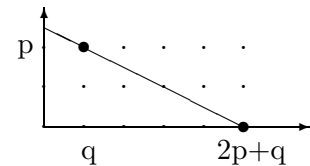
Lemma 5.2 *The results of the linearization algorithm are valid for the degree d of the curve, and the codimension of the singularity, satisfying: $2d - 1 > \text{codim}$*

proof: We can assume that the substratum of double line doesn't interfere (by the condition of the lemma). Further, it is immediate that for a given codimension, the singularity of type A_k is the "most dangerous", since for any given codimension it is the "most non-linear" (the line on the Newton diagram has the smallest slope). So it is sufficient to check the case of A_k .

Let's use the backward degeneration¹¹. In the course of backward degeneration we push the defining line on the Newton diagram clockwise. In the process of degeneration various strata appear. To check the validity of the algorithm, we always choose the "most dangerous" stratum (i.e. the most non-linear).

So in the first transition: $A_k \rightarrow D_{k+1} + E_* + J_*$ we choose D_{k+1} . And the parameters d, k lie in the domain of universality for A_k , provided the parameters $d, k + 1$ lie in the domain of universality for D_k .

In such a way, after M degenerations we reach the **first** linear stratum. Since it is the first one, its type can be determined. Its normal form must be quasi-homogeneous, and the slope of the corresponding segment must be precisely $\frac{1}{2}$. Thus it must be of the form: $y^p x^q + x^{2p+q}$. (Since the initial singularity was isolated, the parameter q is restricted, namely: $q = 0, 1$).



¹¹Described in section 4.2

The codimension of the initial stratum was k . The codimension counting is:

$$k + M = (p + 1)q + \frac{(p + 1)(2p + 1) - (p + 1)}{2} = (p + 1)(p + q) \quad (68)$$

The total degree of the boundary monomial was k , for the first linear singularity it is: $2p + q - 1$. During the process of degeneration the degree decreased at each step (by at least 1). Therefore:

$$k - (2p + q - 1) \geq M \quad (69)$$

Composing this bound and the previous equation we obtain:

$$2k + 1 \geq 2p + q + (p + 1)(p + q) \quad (70)$$

The parameters d, k lie in the universal domain iff the final linear stratum lie in the universal domain, i.e.: $2p + q \leq d$. A sufficient condition for universality is obtained by demanding that the extremal case: $2p + q = d$ violates the (70):

$$\frac{(\frac{d-q}{2} + 2)(\frac{d-q}{2} + q) + \frac{d-q}{2} - 1}{2} > k \quad (71)$$

By assumption of the lemma: $2d - 1 > k$. Thus the universality exists provided:

$$\frac{(\frac{d-q}{2} + 2)(\frac{d-q}{2} + q) + \frac{d-q}{2} - 1}{2} \geq 2d - 2 \quad (72)$$

which amounts to: $d^2 - 10d + 2q - q^2 + 20 \geq 0$. And this (since $q = 0, 1$) is true unless $3 \leq d \leq 7$. The direct check shows that for $d < 8$ the condition $2d - 1 > k$ is sufficient for universality. Namely, the chains of the backward degenerations (with the most dangerous strata chosen):

$$\begin{aligned} A_6 &\rightarrow D_7 \rightarrow E_8 \quad \text{valid for } d \geq 4 \\ A_8 &\rightarrow D_9 \rightarrow J_{2,1} \rightarrow (x^4 + xy^4 + y^6) \quad \text{valid for } d \geq 5 \\ A_{10} &\rightarrow D_{11} \rightarrow J_{2,3} \rightarrow E_{14} \rightarrow (x^3y + \dots + y^7) \quad \text{valid for } d \geq 6 \\ A_{12} &\rightarrow D_{13} \rightarrow J_{2,5} \rightarrow J_{3,1} \rightarrow (x^4 + \dots + y^8) \quad \text{valid for } d \geq 7 \end{aligned} \quad (73)$$

So the condition $2d - 1 > k$ is sufficient and this proves the lemma. ■

The two lemmas give two sufficient conditions on the range of validity of final results. In some simplest cases they give:

$$\begin{aligned} A_k : \quad k < 2d - 1 \quad D_k : \quad k < 2d - 1 \quad E_{6k} : \quad k < \max(\frac{d}{3}, \frac{2d-2}{5}) \quad E_{6k+1} : \quad k < \max(\frac{d}{3}, \frac{2d-3}{5}) \\ E_{6k+2} : \quad k < \max(\frac{d-1}{3}, \frac{2d-4}{5}) \end{aligned} \quad (74)$$

For linear strata, the first bound (on the total degree of the boundary monomial) is a better estimation than the second, e.g. for an ordinary p -tuple point the first bound gives: $p < d$, while the second: $\binom{p}{2} < 2d - 1$. The second bound is better for (very) non-linear strata, e.g. for an A_k point.

5.2 Calculations in the non-universal domain

As always the technique of degenerations works. Namely, consider:

$$\tilde{\Sigma} = \overline{\{(x, l, f) \mid f \text{ has isolated } A_k \text{ at } x \text{ with } l \text{ as a tangent line}\}} \quad (75)$$

Degenerate this stratum by "backward rotation". After several steps one get either linear strata, or reducible curves. In both cases the answer is obtained immediately.

As the simplest example we consider quartics with A_7 singularity. In this case there are (at least) two ways to obtain the answer: by degenerations and by the classical enumeration.

The genus inequality restricts such a quartic to be reducible, so we have two (smooth) conics maximally tangent (degree of tangency=3, degree of intersection=4). The additional (bad) stratum is now: curves that consist of double line and (arbitrary) conic. These curves (formally) satisfy the conditions of A_k for any k . The dimension of both strata is: 7.

5.2.1 Calculation via degenerations.

Consider the defining equations of the (isolated) A_7 singularity. In local coordinates (singularity at the origin with tangent line: y-axis) the first two equations are:

$$a_{2,0}a_{0,4} = a_{1,2}^2 \quad a_{2,1}a_{0,4} = a_{1,2}a_{1,3} \quad (76)$$

Suppose we degenerate the stratum, demanding: $a_{2,0} = 0$. The intersected stratum is a union of two strata¹²:

1. $a_{2,0} = 0 = a_{1,2}^2 = a_{0,4}$: Conic, intersecting double line at the origin
2. $a_{2,0} = 0 = a_{1,2}^2 = a_{2,1}$: Four lines intersecting at the origin, with a condition on their directions:
 $8a_{0,4}^2a_{3,1} = a_{1,3}(-a_{1,3}^2 + 4a_{0,4}a_{2,2})$

The class of the first stratum is readily obtained. To calculate the class of the second stratum intersect it with: $a_{0,4} = 0$. Then one get $a_{1,3}^2 = 0$ (double line, intersecting conic at the origin). Written in the covariant, the degeneration condition is:

$$[f^{(4)}(v, v, v, v) = 0][l(v) = 0] - 4[x = v] \quad (77)$$

As a result of the calculation, one has:

$$[\tilde{\Sigma}_{A_7, d=4}] = 12(l + x) (f^{10} + (4l + 5x)f^9 + 3(10l^2 + 9x^2)f^8 + 84lx^2f^7) \quad (78)$$

In particular the degree of the stratum is: $12 * 84$.

5.2.2 Classical calculation

We use here the fact that the quartic must be reducible. Namely, we want to calculate the number of maximally tangent conics passing through 7 generic points. Two cases are possible:

1. **7=5+2** One conic passes through the 5 chosen points (and is fixed by this condition), the second passes through the 2 remaining points (this leaves 3 dimensional linear system). The number of such conics should be multiplied by $\binom{7}{2}$.
2. **7=4+3** One conic passes through the 4 chosen points (one-dimensional linear system), another through the 3 points (2 dimensional linear system). The combinatorial factor in this case is: $\binom{7}{3}$

In both cases we have a problem of enumeration of curves with prescribed tangency. The answers are obtained in Appendix, formula (111). So we have: $4\binom{7}{2} + 12\binom{7}{3}$. This result should be doubled, since we've chosen that one conic passes through 4 points and another through 3, while they are indistinguishable (the same with $7 = 5 + 2$). So, the number of maximally tangent conics, passing through the 7 generic points is:

$$\deg = 2 \left(4\binom{7}{2} + 12\binom{7}{3} \right) = 12 * 84 \quad (79)$$

¹²This decomposition can be seen as follows. Take two maximally tangent conics, bring them to the form: $(\epsilon x + b_1 x^2 + b_2 xy + b_3 y^2)(\alpha \epsilon x + \alpha b_1 x^2 + \alpha b_2 xy + c_3 y^2)$. Then $a_{2,0} = 0$ means either $\epsilon = 0$ (quadruple point) or $\alpha = 0$ (double line)

A Appendix

A.1 Cohomology classes of some particular cycles

A.1.1 Cohomology class of a diagonal subvariety

In the paper we often meet the conditions of proportionality of two (symmetric) tensors $A \sim B$. It defines the diagonal subvariety:

$$V = \{(A, B) | A \sim B\} \subset \mathbb{P}_A^N \times \mathbb{P}_B^N \quad (80)$$

The cohomology class of such a condition is easily obtained (e.g. it is given in [Ful], Chapter 14). Namely, let a, b be the generators of the cohomology rings (e.g. $H^*(\mathbb{P}_A^N) = \frac{\mathbb{Z}[a]}{a^{N+1}}$). Then:

$$[V] = \sum_{i=0}^n a^i b^{N-i} \quad (81)$$

A.1.2 Cohomology classes of degenerations

Here we calculate the cohomology classes of degenerating conditions for several important cases. The idea is simple: suppose that (the closure of) the lifted stratum $\tilde{\Sigma}_1$ contains the (closure of the) stratum $\tilde{\Sigma}_2$ as a divisor. In general it is difficult to write equations that define $\tilde{\Sigma}_2$ inside $\tilde{\Sigma}_1$. However the cohomology class of such condition is obtained immediately: $\frac{[\tilde{\Sigma}_2]}{[\tilde{\Sigma}_1]}$, and this is the cohomology class of the degeneration. We consider here degenerations that are used during the linearization process (to push the dotted line towards the solid, as explained in section 4.2). Correspondingly, in the cases we consider, both initial and final strata are linear.

The universal formula for the general degeneration is very cumbersome, we obtain explicit answer in some particular cases only. We start from the simplest case:

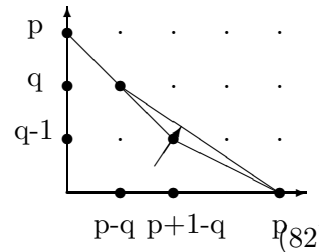
A.1.2.1 Degenerating the quasi-homogeneous form

Consider the degeneration: $x^p + \dots + x^{p-q}y^{kq} + y^{pk+1} \rightarrow x^p + \dots + x^{p+1-q}y^{(q-1)k} + y^{pk+1}$.

Here the initial and final strata: $\tilde{\Sigma}_1, \tilde{\Sigma}_2 \subset \mathbb{P}_x^2 \times (\mathbb{P}_l^2)^* \times \mathbb{P}^D$ are linear, thus to calculate their cohomology classes we act as described in section 3. In each case the solution is immediate, but the general formula is very cumbersome. Thus we write the answer in two particular cases only:

For the homogeneous form ($k = 1$), the class of degenerating divisor is:

$$\frac{[\tilde{\Sigma}_2]}{[\tilde{\Sigma}_1]} = Q + (2q - p)l - qx \quad Q = (d - p)x + f \quad (82)$$

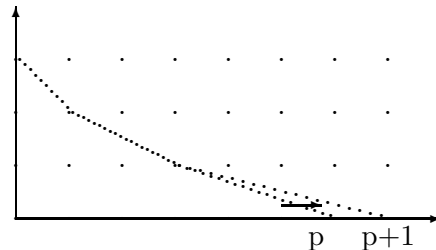


For the quasi-homogeneous form with $p = 3, q = 2$ we have:

$$\frac{[\tilde{\Sigma}_2]}{[\tilde{\Sigma}_1]} = Q - (k + 1)x + (2k - 1)l \quad Q = (d - 3k)x + f \quad (83)$$

A.1.2.2 $\dots + y^p \rightarrow \dots + y^{p+1}$

In the linearization process one often needs a particular case of the degeneration. Namely, suppose the Newton diagram of the singularity has several segments, and we want to degenerate the (quasihomogeneous) form corresponding to the right-most segment. We denote the initial (lifted) stratum by $\tilde{\Sigma}_p$, the degenerated one by $\tilde{\Sigma}_{p+1}$



In this case the class of degenerating condition can be calculated as follows. Consider further lifting:

$$\tilde{\tilde{\Sigma}}_p = \{(x, v, l, f) | (x, l, f) \in \Sigma_p, \ l(v) = 0\} \subset \mathbb{P}_x^2 \times (\mathbb{P}_l^2)^* \times \mathbb{P}_v^2 \times \mathbb{P}_f^D \quad \tilde{\tilde{\Sigma}}_p \xrightarrow{\mathbb{P}^1} \tilde{\Sigma}_p \quad (84)$$

Here l is the line tangent to the branches, which passes through the points $x, v \in \mathbb{P}^2$. The hypersurface $f^{(p)}(\underbrace{v, \dots, v}_p) = 0$ intersects the $\tilde{\tilde{\Sigma}}_p$ transversally, provided $x \neq v$, while at $v = x$ we have additional piece (of multiplicity p , since the condition is of degree p in v). Therefore:

$$\begin{aligned} [\tilde{\tilde{\Sigma}}_p \cap f^{(p)}(\underbrace{v, \dots, v}_p) = 0] - p[\tilde{\tilde{\Sigma}}_p \cap (x = v)] &= [\tilde{\tilde{\Sigma}}_{p+1}] \\ [\tilde{\Sigma}_p] \left([l(v) = 0 \cap f^{(p)}(\underbrace{v, \dots, v}_p) = 0] - p[(x = v)] \right) &= [l(v) = 0][\tilde{\Sigma}_{p+1}] \end{aligned} \quad (85)$$

The projection: $\mathbb{P}_x^2 \times (\mathbb{P}_l^2)^* \times \mathbb{P}_v^2 \times \mathbb{P}_f^D \supset \{(x, l, v) | l(v) = 0\} \rightarrow \{(x, l)\} \subset \mathbb{P}_x^2 \times (\mathbb{P}_l^2)^* \times \mathbb{P}_f^D$ induces the Gysin map on cohomology. The calculations give:

$$\frac{[\tilde{\tilde{\Sigma}}_{p+1}]}{[\tilde{\Sigma}_p]} = (Q + p(l - x)) \quad Q = (d - p)x + f \quad (86)$$

A.2 Some explicit calculations

A.2.1 For linear strata

Here we perform explicit calculations for various linear strata. The method is described in section 3.

A.2.1.1 The series $x^p + y^{p+1}$ (A_2, E_6, W_{12}) This singularity series is defined by vanishing of all the derivatives up to p , and the tensor $f^{(p)}$ satisfies condition similar to the cusp case: $f^{(p)} \wedge l = 0$. Hence we define:

$$\tilde{\Sigma} = \{(x, l, f) | l(x) = 0 \ f^{(p)} \sim (l \times \dots \times l)\} \subset \mathbb{P}_x^2 \times (\mathbb{P}_l^2)^* \times \mathbb{P}_f^D \quad (87)$$

Therefore

$$[\tilde{\Sigma}] = (l + x) \sum_{i=0}^{\frac{p(p+3)}{2}} ((d - p)x + f)^i (pl)^{\frac{p(p+3)}{2} - i} \quad (88)$$

Extracting the coefficient of $x^2 l^2 f^{\frac{p(p+3)}{2} - 3}$ we get:

$$[\Sigma] = \frac{p(p-1)(p+4)}{8} (d-p) (d(p^2 + 3p - 2) - p(p^2 + 3p - 6)) f^{\frac{p(p+3)}{2} - 3} \in H^{p(p+3)-6}(\mathbb{P}_f^D) \quad (89)$$

which gives:

- $p = 2$: $[\Sigma_{A_2}] = 12(d-1)(d-2)$
- $p = 3$: $[\Sigma_{E_6}] = 21(d-3)(4d-9)$
- $p = 4$: $[\Sigma_{W_{12}}] = 24(d-4)(13d-44)$

A.2.1.2 The series $x^p + y^{p+2}$ (\mathbf{A}_3 , \mathbf{E}_8 , $\mathbf{W}_{1,0}$) Analysis of Newton diagram, similar to the A_k case, shows that the defining conditions are:

$$\begin{aligned} f^{(p+1)} \wedge \underbrace{l \wedge \dots \wedge l}_{p+1} &= 0 \\ f^{(k)} \wedge \underbrace{l \wedge \dots \wedge l}_{k-m} &= 0, \quad \text{for } k < p+2 - \frac{2m}{p}, \quad m = 1, 2, \dots, k \end{aligned} \quad (90)$$

In particular the necessary and sufficient set of conditions is:

$$f^{(p+1)} \wedge \underbrace{l \wedge \dots \wedge l}_{1+p-\lfloor \frac{p-1}{2} \rfloor}, \quad f^{(p)} \wedge l = 0, \quad f^{(p-1)} = 0 \quad (91)$$

As previously, they are solved in terms of auxiliary symmetric form:

$$\begin{aligned} f^{(p+1)} &\sim \mathbf{SYM} \left((l)^{(1+\lfloor \frac{p-1}{2} \rfloor)}, B^{(p-\lfloor \frac{p-1}{2} \rfloor)} \right) \\ B^{(p-\lfloor \frac{p-1}{2} \rfloor)}(x) &\sim \underbrace{(l \times \dots \times l)}_{p-1-\lfloor \frac{p-1}{2} \rfloor} \end{aligned} \quad (92)$$

This gives:

$$\begin{aligned} [\tilde{\Sigma}] &= (l+x) \sum_{i=0}^{N_1} ((d-p-1)x + f)^i ((\lfloor \frac{p-1}{2} \rfloor + 1)l + B)^{N_1-i} \sum_{j=0}^{N_2} (B+x)^j ((p-1-\lfloor \frac{p-1}{2} \rfloor)l)^{N_2-j} \\ N_1 &= \binom{p+3}{2} - 1 \quad N_2 = \binom{p+1-\lfloor \frac{p-1}{2} \rfloor}{2} - 1 \end{aligned} \quad (93)$$

In particular:

- $p = 2$ $[\Sigma_{A_3}] = 2(25d^2 - 96d + 84)$
- $p = 3$ $[\Sigma_{E_8}] = 9(15d - 56)(3d - 8)$
- $p = 4$ $[\Sigma_{W_{1,0}}] = 12(105d^2 - 868d + 1773)$

A.2.1.3 The series $x^p + y^{p+3}$, $p \geq 3$ (J_{10} , W_{18}) The defining conditions are: $f^{(p+2)} \wedge \underbrace{l \wedge \dots \wedge l}_{p+2-\lfloor \frac{p-1}{3} \rfloor} = 0$,

$f^{(p+1)} \wedge \underbrace{l \wedge \dots \wedge l}_{p+1-\lfloor \frac{2(p-1)}{3} \rfloor} = 0$, $f^{(p)} \wedge l = 0$ In terms of auxiliary symmetric tensors we have:

$$\begin{aligned} f^{(p+2)} &\sim \mathbf{SYM} \left((l)^{(1+\lfloor \frac{p-1}{3} \rfloor)}, B_1^{(p+1-\lfloor \frac{p-1}{3} \rfloor)} \right) \\ B_1^{(p+1-\lfloor \frac{p-1}{3} \rfloor)}(x) &\sim \mathbf{SYM} \left((l)^{(\lfloor \frac{2(p-1)}{3} \rfloor - \lfloor \frac{p-1}{3} \rfloor)}, B_2^{(p-\lfloor \frac{2(p-1)}{3} \rfloor)} \right) \\ B_2^{(p-\lfloor \frac{2(p-1)}{3} \rfloor)}(x) &\sim (l)^{(p-1-\lfloor \frac{2(p-1)}{3} \rfloor)} \end{aligned} \quad (94)$$

This gives:

$$\begin{aligned} [\tilde{\Sigma}] &= (l+x) \sum_{i=0}^{N_1} ((d-p-2)x + f)^i ((1+\lfloor \frac{p-1}{3} \rfloor)l + B_1)^{N_1-i} \sum_{j=0}^{N_2} (B_1+x)^j ((\lfloor \frac{2(p-1)}{3} \rfloor - \lfloor \frac{p-1}{3} \rfloor)l + B_2)^{N_2-j} \\ &\quad \sum_{k=0}^{N_3} (B_2+x)^k ((p-1-\lfloor \frac{2(p-1)}{3} \rfloor)l)^{N_3-k} \\ N_1 &= \binom{p+4}{2} - 1 \quad N_2 = \binom{p+2-\lfloor \frac{p-1}{3} \rfloor}{2} - 1 \quad N_3 = \binom{p+1-\lfloor \frac{2(p-1)}{3} \rfloor}{2} - 1 \end{aligned} \quad (95)$$

In particular:

- $p = 3$: $[\Sigma_{J_{10}}] = 2(385d^2 - 2715d + 4611)$
- $p = 4$: $[\Sigma_{W_{18}}] = 3(1173d^2 - 11288d + 26608)$

A.2.1.4 The series $x^p + y^{p+4}$, $p \geq 4$, $(X_{2,0})$ $f^{(p+3)} \wedge \underbrace{l \wedge \dots \wedge l}_{p+3-\lfloor \frac{p-1}{4} \rfloor} = 0$, $f^{(p+2)} \wedge \underbrace{l \wedge \dots \wedge l}_{p+2-\lfloor \frac{(p-1)}{2} \rfloor} = 0$, $f^{(p+1)} \wedge \underbrace{l \wedge \dots \wedge l}_{p+1-\lfloor \frac{3(p-1)}{4} \rfloor} = 0$, $f^{(p)} \wedge l = 0$

A.2.1.5 The series $x^p y + y^q$, $\frac{p}{2} < q - 1 \leq 2p$ From the Newton diagram one gets conditions:

$$\partial_x^i \partial_y^j f = 0, \text{ for } j < q + \frac{i(1-q)}{p} \quad (96)$$

In several lowest cases we have:

- $x^p y + y^{p-1}$. J_{10} (has been treated previously), $[\Sigma_{W_{17}}] = 2584d^2 - 23664d + 53259$
- $x^p y + y^p$, A_3 , E_7 , W_{13} Here the conditions (96) mean: $f^{(p)} \wedge l = 0$, $f^{(p+1)} \wedge \underbrace{l \wedge \dots \wedge l}_{p+1} = 0$, that is: $f^{(p+1)} = \mathbf{SYM}(l, B^{(p)})$, $B^{(p)}(x) = (l)^{(p-1)}$. So the cohomology class is:

$$\frac{(l+x) \sum_{i=0}^{N_1} ((d-p-1)x + f)^i (l+B)^{N_1-i} \sum_{j=0}^{N_2} (B+x)^j ((p-1)l)^{N_2-j}}{N_1 = \binom{p+3}{2} - 1 \quad N_2 = \binom{p+1}{2} - 1} \quad (97)$$

In particular

- $p = 3$: $[\Sigma_{E_7}] = 3(84d^2 - 488d + 693)$
- $p = 4$: $[\Sigma_{W_{13}}] = 3(273d^2 - 2132d + 4128)$
- $x^p y + y^{p+1}$, D_4 , X_9 This defines singularity of the type: ordinary multiple point, and was considered previously.
- $x^p y + y^{p+2}$, $p \geq 2$ D_5 , Z_{11} . Here the conditions (96) mean: $f^{(p)} = 0$, $f^{(p+1)} \wedge l \wedge l = 0$, that is: $f^{(p+1)} = \mathbf{SYM}((l)^{(p)}, B^{(1)})$, $B(x) = 0$ So the cohomology class is:

$$(l+x)(B+x) \sum_{i=0}^N ((d-p-1)x + f)^i (pl+B)^{N-i} \quad N = \binom{p+3}{2} - 1 \quad (98)$$

In particular

- $p = 2$: $[\Sigma_{D_5}] = 12(d-2)(7d-19)$
- $p = 3$: $[\Sigma_{Z_{11}}] = 18(267 - 154d + 22d^2)$
- $x^p y + y^{p+3}$, $p \geq 2$ D_6 , Z_{13}

Here the conditions (96) mean: $f^{(p)} = 0$, $f^{(p+1)} \wedge l \wedge l = 0$, $f^{(p+2)} \wedge \underbrace{l \wedge \dots \wedge l}_{p+3-\lfloor \frac{p}{2} \rfloor} = 0$, that is:

$$f^{(p+2)} = \mathbf{SYM}((l)^{(\lfloor \frac{p}{2} \rfloor)}, B_1^{(p+2-\lfloor \frac{p}{2} \rfloor)}), \quad B_1^{(p+2-\lfloor \frac{p}{2} \rfloor)}(x) = \mathbf{SYM}((l)^{(p-\lfloor \frac{p}{2} \rfloor)}, B_2^{(1)}), \quad B_2^{(1)}(x) = 0$$

So the cohomology class is:

$$\frac{(l+x)(B_2+x) \sum_{i=0}^{N_1} ((d-p-2)x + f)^i (\lfloor \frac{p}{2} \rfloor l + B_1)^{N_1-i} \sum_{j=0}^{N_2} (B_1+x)^j ((p-\lfloor \frac{p}{2} \rfloor)l + B_2)^{N_2-j}}{N_1 = \binom{p+4}{2} - 1 \quad N_2 = \binom{p+3-\lfloor \frac{p}{2} \rfloor}{2} - 1} \quad (99)$$

- $p = 2$: $[\Sigma_{D_6}] = 14(16d^2 - 87d + 114)$
- $p = 3$: $[\Sigma_{Z_{13}}] = 3(286d^2 - 2148d + 3977)$

A.2.1.6 Singularities defined by two lines on Newton diagram Examples: $X_{1,p}$, $0 < p \leq 2$:
 $x^4 + x^2y^2 + y^{4+p}$ $W_{1,p}$, $0 < p \leq 2$ $x^4 + x^2y^3 + y^{6+p}$

Up to now we have considered quasihomogeneous singularities (defined by vanishing of derivatives corresponding to the points below certain line on Newton diagram). For higher singularities however the typical case is semi-quasi-homogeneous (with two or more lines on Newton diagram). In this case the calculations go along the similar lines, as an example we the cases $X_{1,p}$, $p \leq 2$, $W_{1,p}$, $p \leq 2$. To avoid cumbersome formulae we just record the defining conditions.

- $X_{1,1}$ $f^{(4)} \sim \mathbf{SYM}(l, l, B^{(2)})$ $B^{(2)}(x) = 0$
- $X_{1,2}$ $f^{(5)} \sim \mathbf{SYM}(l, B^{(4)})$ $B^{(4)}(x) \sim \mathbf{SYM}(l, C^{(2)})$ $C^{(2)}(x) = 0$
- $W_{1,1}$ $f^{(6)} \sim \mathbf{SYM}(l, B^{(5)})$ $B^{(5)}(x) \sim \mathbf{SYM}(l, C^{(3)})$ $C^{(3)}(x) \sim l \otimes l$
- $W_{1,2}$ $f^{(7)} \sim \mathbf{SYM}(l, B^{(6)})$ $B^{(6)}(x) \sim \mathbf{SYM}(l, C^{(4)})$ $C^{(4)}(x, x) \sim l \otimes l$

A.2.2 Non-linear strata

As is seen in the case of linear strata, from the point of view of cohomology class (and the corresponding blow-up), different types of singularities naturally appear in series. For example, for linear singularities: $f(x, y) = x^p + y^p + \dots$ (multiple points), $f(x, y) = x^p + y^{p+1} + \dots$ (A_2, D_5, E_6) etc. Similarly the non-linear strata appear in series, all the members of the series have the same "complexity of calculation". We consider here several simplest cases.

The "first" nonlinear series: $f(x, y) = x^p + y^{2p+1}$, A_4 , E_{12} , W_{24} The defining (nonlinear) conditions here, mean that the quasi-homogeneous form: $a_{p,0}x^p + a_{p-1,2}x^{p-1}y^2 + \dots + a_{0,2p}y^{2p}$ is maximally degenerated, i.e. it can be written as: $(\alpha x + \beta y^2)^p$. Therefore, demanding $a_{p,0} = 0$ ($\alpha = 0$) leaves y^{2p} only, i.e. we obtain the germ: $f(x, y) = x^p y + y^{2p}$. This stratum arises with multiplicity: 2^{p-1} . So in terms of cohomology classes one has:

$$[f(x, y) = x^p + y^{2p+1}] ([a_{p,0} = 0] - [l_1^p = 0]) = 2^{p-1} [f(x, y) = x^p y + y^{2p}] \quad (100)$$

The r.h.s. is a linear stratum. Working as in the previous section, its cohomology class is obtained from:

$$[l(x) = 0] [f^{2p-1} \sim \mathbf{SYM}(l, l, B_1^{(2p-3)})] \Pi_{i=1}^{p-2} [B_i^{(2(p-i)-1)}(x) \sim \mathbf{SYM}(l, B_{i+1}^{(2(p-i)-3)})] [B_{p-1}^{(1)}(x) = 0] \quad (101)$$

From here one extracts the coefficient of maximal (nonzero) powers of B_i . Substitution to (100) gives the answer. (The general formula is absolutely cumbersome, the answers for cases of A_4, E_{12}, W_{24} are written at the beginning of the paper.)

The "second" nonlinear series: $f(x, y) = x^p + xy^{2p-1}$, A_5 , E_{13} , W_{25} As in the previous case, we have maximal degeneracy of the form $a_{p,0}x^p + a_{p-1,2}x^{p-1}y^2 + \dots + a_{0,2p}y^{2p}$. The additional condition is that the form: $a_{p,1}x^p y + a_{p-1,3}x^{p-1}y^3 + \dots + a_{0,2p}y^{2p+1}$ has a common root with the maximally degenerated form. Therefore the degeneration here is (in terms of classes):

$$[f(x, y) = x^p + xy^{2p-1}] ([a_{p,0} = 0] - [l_1^p = 0]) = 2^{p-1} [f(x, y) = x^p y + y^{2p+1}] + 2^{p-1} [f(x, y) = x^{p+1} + x^{p-1}y^3 + y^{2p}] \quad (102)$$

As in the case of the "first" nonlinear series the singularities on the left are linear, their classes are obtained immediately, and one gets the class of the "second" nonlinear series. (The answers for $p = 2, 3, 4$ are given at the beginning of the text).

The "third" nonlinear series¹³: $x^p + y^{2p+2}$, $p > 2$, E_{14} , W_{26}

¹³For $p = 2$ we get the same A_5 as in the "second" nonlinear series

Here the degeneration is:

$$[f(x, y) = x^p + y^{2p+2}] ([a_{p,0} = 0] - [l_1^p = 0]) = 2^{p-1} [f(x, y) = x^p y + \dots + x^2 y^{2p-3} + y^{2p+2}] + 2^{p-1} [f(x, y) = x^{p+1} + y^{2p}] \quad (103)$$

Now, one stratum on the r.h.s. is nonlinear, we need additional degeneration to obtain the answer. We omit the calculations.

A.2.3 Newton Degenerate Singularities

The simplest case is when the quasi-homogeneous form consists of three monomials (i.e. $k = 2$). In this case the nonlinear equation is:

$$4a_{0,2p}a_{2q,0} = a_{p,q}^2 \quad (104)$$

The degeneration: $(a_{0,2p} = 0)$ gives (twice) the L-singularity which (in general) is not quasi-homogeneous (the Newton diagram contains several segments). The classes of such strata are calculated immediately, however we cannot write one general formula for arbitrary p, q (it is absolutely cumbersome). Rather, it is better to solve case by case, we consider just two simplest cases.

- $q = p + 1$: The formula for (co)homology classes is:

$$[\tilde{\Sigma}_{a_{0,2p}y^{2p} + a_{p+1,p}y^p x^{p+1} + a_{2p+2,0}x^{2(p+1)}}] = 2 \frac{[\tilde{\Sigma}_{y^{2p}x + y^p x^{p+1} + x^{2(p+1)}}]}{[\underbrace{f(1, \dots, 1)}_{2p} = 0] - p[l_1 = 0]} \quad (105)$$

- $q = p + 2$: The formula for (co)homology classes is:

$$[\tilde{\Sigma}_{a_{0,2p}y^{2p} + a_{p+2,p}y^p x^{p+2} + a_{2p+4,0}x^{2(p+2)}}] = 2 \frac{[\tilde{\Sigma}_{y^{2p}x + y^{2p-\lfloor \frac{p}{2} \rfloor} x^{\lfloor \frac{p}{2} \rfloor + 1} + x^{2(p+2)}}]}{[\underbrace{f(1, \dots, 1)}_{2p} = 0] - p[l_1 = 0]} \quad (106)$$

Here $\tilde{\Sigma}$ is the (lifted) variety of curves with prescribed singularity at the given point, with the given tangent line. The cohomology classes of the varieties on the r.h.s. of the formulae are calculated in Appendix. By quotient we mean the polynomial obtained after division (by construction the numerator is divisible by denominator).

A.3 Tangency of two curves

Here we consider the (plane) curves with prescribed degrees of tangency¹⁴. We always start from the two curves with common tangent line $l = (0, 0, 1) \in (\mathbb{P}^2)^*$, with the expansion at the origin (in local coordinates):

$$\begin{aligned} f(x, y) &= ey + a_1x^2 + b_1xy + c_1y^2 + a_2x^3 + b_2x^2y + c_2xy^2 + \dots \\ g(x, y) &= Ey + A_1x^2 + B_1xy + C_1y^2 + A_2x^3 + B_2x^2y + C_2xy^2 + \dots \end{aligned} \quad (107)$$

The conditions of triple tangency read: $Ea_1 = eA_1$, $A_1b_1 - a_1B_1 + A_2e - Ea_2 = 0$. Degenerating $e = 0$ we get either $E = 0$, $A_1b_1 = a_1B_1$ (two nodal curves with a condition on tangent lines) or $a_1 = 0$, $A_1b_1 = Ea_2$ (nodal curve with a condition on its tangency to the second curve). We degenerate further:

- $E = 0$, $A_1b_1 = a_1B_1$ demanding: $a_1 = 0$ we get either $A_1 = 0$ (two nodal curves with one common tangent line), or $b_1 = 0$ (cuspidal curve with the prescribed tangent line, intersecting nodal curve at the point of cusp).

¹⁴We need the triple tangency for the calculations in the domain of non-universality

- $a_1 = 0$, $A_1 b_1 = E a_2$ demanding $E = 0$ we get $A_1 b_1 = 0$, i.e. already described situation.

In a covariant form the degenerations are written as:

$$\begin{aligned}
[\text{triple tangent}] ([f_1 = 0] - [l_1 = 0]) &= [2 \text{ nodes with a condition}] + [f \text{ has node with a special tangent lines}] \\
[2 \text{ nodes with a condition}] ([f^2(v, v) = 0][l(v) = 0] - 2[x = v]) &= \left(\begin{array}{l} [2 \text{ nodes with a common tangent}] + \\ [f^{(2)}(x) \sim l \otimes l, l(x) = 0 \nabla(g)(x) = 0] \end{array} \right) \\
[f \text{ has node with a special tangent lines}] ([g_1 = 0] - [l_1 = 0]) &= \left(\begin{array}{l} [2 \text{ nodes with a common tangent}] + \\ [f^{(2)}(x) \sim l \otimes l, l(x) = 0 \nabla(g)(x) = 0] \end{array} \right)
\end{aligned} \tag{108}$$

In this way one gets the cohomology class of the variety of (smooth) curves (of degrees d_1, d_2) with a point of triple tangency:

$$\begin{aligned}
[\tilde{\Sigma}] &= (l + x) \left(\begin{array}{l} Q^4 P^2 + 2Q^3 P^3 + Q^2 P^4 + (l + 2x)(Q^4 P + Q P^4) + (6l + 2x)(Q^3 P^2 + Q^2 P^3) + 2lx(Q^4 + P^4) \\ + 2(7l^2 + 3x^2)(Q^3 P + Q P^3) + 3(7l^2 + 2x^2)Q^2 P^2 + 4lx^2(Q^3 + P^3) + 12lx^2(Q^2 P + Q P^2) \end{array} \right) \\
Q &= (d_1 - 2)x + f \quad P = (d_2 - 2)x + g
\end{aligned} \tag{109}$$

The specific case here is, when both curves are conics (in which case we have maximal tangency)¹⁵. Then the equations are:

$$eA_1 = Ea_1 \quad eB_1 = Eb_1 \quad bA_1 = aB_1 \tag{110}$$

and the degeneration $e = 0$ means either $E = 0$, $bA_1 = aB_1$ (two nodal conics with a condition on tangent lines) or $a_1 = 0 = b_1$ (a conic tangent to a double line). (The strata have equal codimension). The calculation gives:

$$[\tilde{\Sigma}_{d_1=2=d_2}] = (l + x) \left(\begin{array}{l} f^4 g^2 + f^3 g^3 + f^2 g^4 + (l + 2x)(f^4 g + f g^4) + (3l + 2x)(f^3 g^2 + f^2 g^3) + 2lx(f^4 + g^4) \\ + 2(4l^2 + 3x^2)(f^3 g + f g^3) + 6(2l^2 + x^2)f^2 g^2 + 4lx^2(f^3 + g^3) + 12lx^2(f^2 g + f g^2) \end{array} \right) \tag{111}$$

References

- [AR] M.Alberich-Carraminana, J.Roe "Enriques diagrams and adjacency of planar curve singularities", Preprint arXiv:math.AG/0108223
- [AGV] V. I.Arnol'd, S. M.Guseĭn-Zade, A. N.Varchenko, "Singularities of differentiable maps. Vol. I. The classification of critical points, caustics and wave fronts." Monographs in Mathematics, 82. *Birkhäuser Boston, Inc., Boston, MA*, 1985.
- [CH1] L. Caporaso, J. Harris: "Enumerating rational curves: the rational fibration method". *Compositio Math.* **113** (1998), no. 2, 209–236.
- [CH2] L. Caporaso, J. Harris: "Counting plane curves of any genus". *Invent. Math.* **131** (1998), no. 2, 345–392.
- [Ful] W.Fulton: "Intersection theory." Second edition. A Series of Modern Surveys in Mathematics, Springer-Verlag, Berlin, 1998.
- [G] G.-M.Greuel: "Constant Milnor number implies constant multiplicity for quasihomogeneous singularities". *Manuscripta Math.* **56** (1986), no. 2, 159–166.
- [GLS1] G.-M. Greuel, C. Lossen, E. Shustin: "Singular Algebraic Curves", monograph in press.

¹⁵The covariant condition for maximal tangency of two conics are: $f^{(2)} \wedge l \sim g^{(2)} \wedge l$ As in the previous cases the so defined variety will contain unnecessary pieces of dimension higher than the actual stratum

- [GLS2] G.-M. Greuel, C. Lossen, E. Shustin: "The variety of plane curves with ordinary singularities is not irreducible". *Internat. Math. Res. Notices* **11** (2001), 543–550.
- [GP1] G.-M. Greuel, G. Pfister: "Advances and improvements in the theory of standard bases and syzygies". *Arch. Math.* **66** (1996), 163–176.
- [GP2] G.-M. Greuel, G. Pfister: "Gröbner bases and algebraic geometry". *Gröbner bases and applications (Linz, 1998)*, 109–143, London Math. Soc. Lecture Note Ser., 251, Cambridge Univ. Press, Cambridge, 1998.
- [Kaz1] M. Kazarian. "Classifying spaces of singularities and Thom polynomials". In: *New developments in Singularity Theory (Cambridge 2000)*, NATO Sci. Ser. II Math. Phys. Chem, 21, Kluwer Acad. Publ., Dordrecht, 2001, pp. 117–134.
- [Kaz2] M. Kazarian. "Thom polynomials for Lagrange, Legendre, and critical point function singularities". *Proc. Lond. Math. Soc.* (3) **86** (2003), 707–734.
- [Kaz3] M. Kazarian. "Multisingularities, cobordisms, and enumerative geometry". *Russ. Math. Surveys* **58**(4) (2003), 665–724.
- [Kaz4] M. Kazarian. "Characteristic Classes in Singularity theory", Doctoral Dissertation (habilitation thesis), *Steklov Math. Inst.*, 2003.
- [Kl1] S.L. Kleiman, "The enumerative theory of singularities". Real and complex singularities (*Proc. Ninth Nordic Summer School/NAVF Sympos. Math., Oslo, 1976*), pp. 297–396. Sijthoff and Noordhoff, Alphen aan den Rijn, 1977.
- [Kl2] S.L. Kleiman, "Intersection theory and enumerative geometry: a decade in review". With the collaboration of Anders Thorup on 3. *Proc. Sympos. Pure Math., 46, Part 2, Algebraic geometry, Bowdoin, 1985 (Brunswick, Maine, 1985)*, 321–370, Amer. Math. Soc., Providence, RI, 1987.
- [KLPi1] S. Kleiman, R. Piene, "Enumerating singular curves on surfaces". *Algebraic geometry: Hirzebruch 70 (Warsaw, 1998)*, 209–238, *Contemp. Math.*, 241, Amer. Math. Soc., Providence, RI, 1999.
- [KLPi2] S. Kleiman, R. Piene, "Node polynomials for families: methods and applications". *Math. Nachr.* **271**, 69–90 (2004).
- [Li] A.-K. Liu. "The Algebraic Proof of the Universality Theorem", Preprint arXiv:math.AG/0402045.
- [Lu] I. Luengo, "The μ -constant stratum is not smooth". *Invent. Math.* **90** (1987), no. 1, 139–152
- [PH] F. Pham, "Remarque sur l'équisingularité universelle", Faculté des Sciences de Nice, 1970 (Preprint).
- [R] Z. Ran. "Enumerative geometry of singular plane curves". *Invent. Math.* **97** (1989), no. 3, 447–465.
- [V1] I. Vainsencher. "Counting divisors with prescribed singularities". *Trans. Amer. Math. Soc.* **267** (1981), no. 2, 399–422.
- [V2] I. Vainsencher, "Hypersurfaces with up to six double points". *Special issue in honor of Steven L. Kleiman. Comm. Algebra* **31** (2003), no. 8, 4107–4129.

Address: School of Mathematical Sciences, Tel Aviv University, Ramat Aviv, 69978 Tel Aviv, Israel.
 E-mail: kernerdm@post.tau.ac.il