

# Note on the Irreducible Triangulations of the Klein Bottle

Thom Sulanke

*Department of Physics, Indiana University, Bloomington, Indiana 47405*

---

## Abstract

This note gives a complete list of the 29 irreducible triangulations of the Klein bottle by outlining how the construction of Lawrencenko and Negami, which listed 25 such irreducible triangulations, can be modified.

*Key words:* Irreducible triangulation, Klein bottle

*1991 MSC:* 05C10

---

## 1 Introduction

A *triangulation* of a closed surface is a simple graph embedded in the surface so that each face is a triangle and so that any two faces share at most one edge. Two triangulations  $G$  and  $G'$  of a surface are *equivalent* if there is a homeomorphism  $h$  with  $h(G) = G'$ .

Let  $e$  be an edge  $ac$  in a triangulation  $G$  and  $abc$  and  $acd$  be the two faces which have  $e$  as a common edge. The *contraction* of  $e$  is obtained by deleting  $ac$ , identifying vertices  $a$  and  $c$ , removing one of the multiple edges  $ab$  or  $cb$ , and removing one of the multiple edges  $ad$  or  $cd$ . An edge  $e$  of a triangulation  $G$  is *contractible* if the contraction of  $e$  yields another triangulation of the surface in which  $G$  is embedded. If an edge  $e$  is contained in a three cycle other than the two which bound the faces which share  $e$  then the contraction of  $e$  produces multiple edges. So, for a triangulation  $G$ , not  $K_4$  embedded in the sphere, an edge  $e$  of  $G$  is not contractible if and only if  $e$  is contained in at least three cycles of length 3. A triangulation is said to be *irreducible* if it has no contractible edge.

---

*Email address:* [tsulanke@indiana.edu](mailto:tsulanke@indiana.edu) (Thom Sulanke).

Theorem 1 is a modified version of Theorem 1 from Lawrencenko and Negami [2] which claimed only 25 irreducible triangulations of the Klein bottle. The proof of Theorem 1 requires Lemma 2 which is a modified version of Lemma 6 of [2] which claimed only 21 irreducible triangulations of handle type. All other results of [2] remain unchanged.

**Theorem 1** *There are precisely 29 irreducible triangulations of the Klein bottle, up to equivalence.*

**Lemma 2** *There exist precisely 25 irreducible triangulations of handle type, up to equivalence.*

In Section 2 we list all 29 irreducible triangulations of the Klein bottle and show that the additional ones are not equivalent to any of the others. To show that these are all of the triangulations would require repeating the construction in [2] along with two modifications. Instead we will only give the modifications required in Sections 3 and 4.

## 2 List of Irreducible Triangulations

To show that there are at least 29 irreducible triangulations of the Klein bottle we exhibit them. Figures 1, 2, 3, and 4 show the complete list. Figures 1, 2, and 4 are the same as Figs. 13, 14, and 15 of [2]. In Figs. 1, 2, and 3 the pair of horizontal sides of each rectangle are identified in parallel and the pair of vertical sides in antiparallel to obtain an actual triangulation of the Klein bottle. Lawrencenko and Negami classify such triangulations as *handle type*. Each triangulation in Fig. 4 can be obtained from two copies of irreducible triangulations of the projective plane by removing one triangular face from each copy and pasting them together along boundaries of the removed faces. For each of the two hexagons in each drawing identify each antipodal pair of vertices on the boundary to obtain the triangulation of the projective plane less one face. When these identifications have been made for both parts of a drawing a triangulation of the Klein bottle is produced. Lawrencenko and Negami classify this type of triangulations as *crosscap type*.

Triangulations Kh22 through Kh25 (Fig. 3) were not listed in [2]. It can be seen that they are indeed irreducible by checking that each edge  $e$  is contained in a cycle of length 3 other than the two which bound the faces incident to  $e$ .

Triangulations Kh22 through Kh25 are not equivalent to any of the other triangulations. In fact, they are not isomorphic as graphs to any of the other triangulations. The degree sequence of each triangulation is shown in Figs. 1 through 4. The degree sequences of Kh23 and Kh25 are unique. The degree

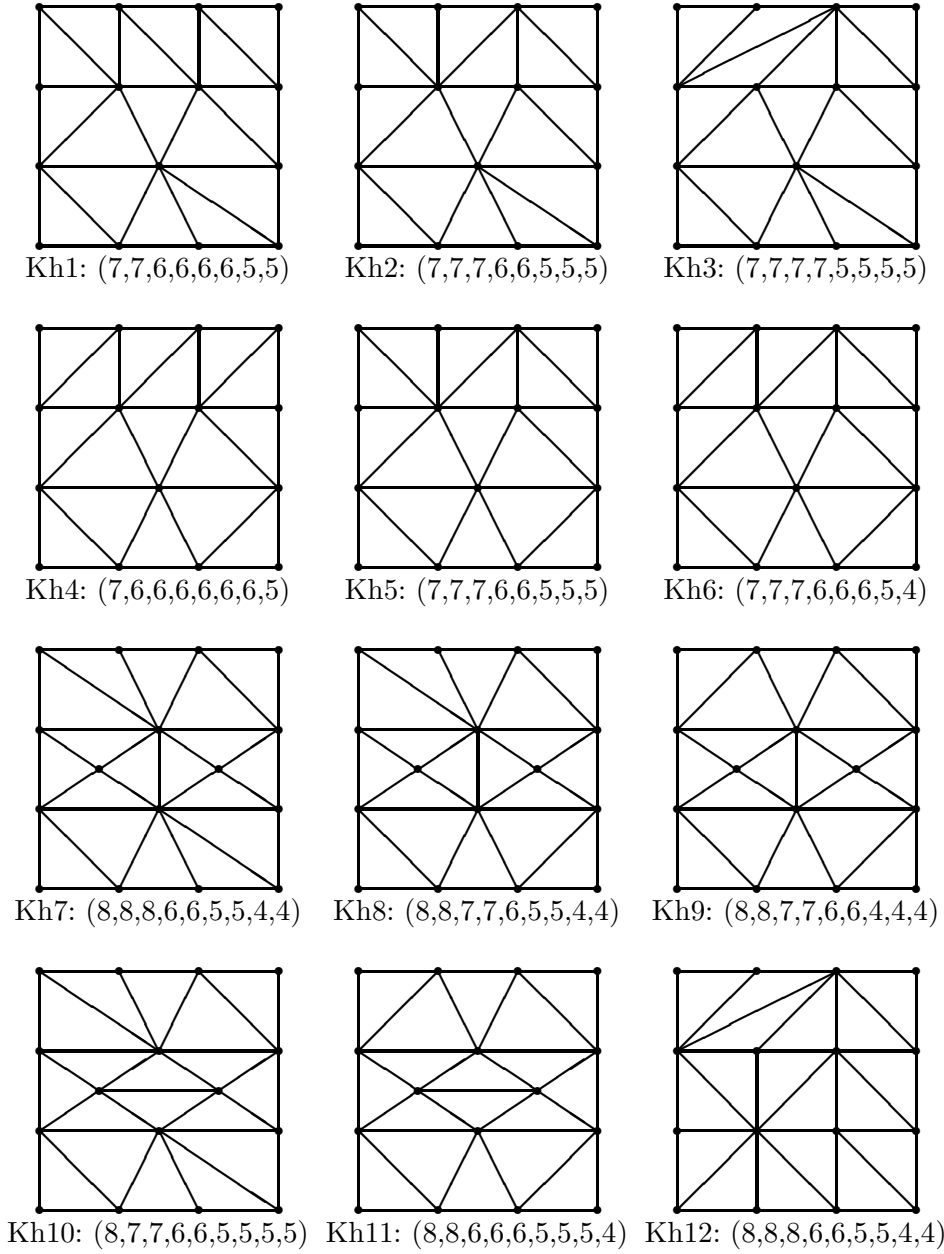


Fig. 1. Irreducible triangulations of the Klein bottle, Kh1 - Kh12

sequence of Kh22 and Kh10 are the same. However, in Kh10 the two vertices of degree 6 are adjacent, while in Kh22 the two vertices of degree 6 are not adjacent. Similarly, the degree sequences of Kh24 and Kh15 are the same. In Kh15 the two vertices of degree 5 are adjacent, while in Kh24 the two vertices of degree 5 are not adjacent.

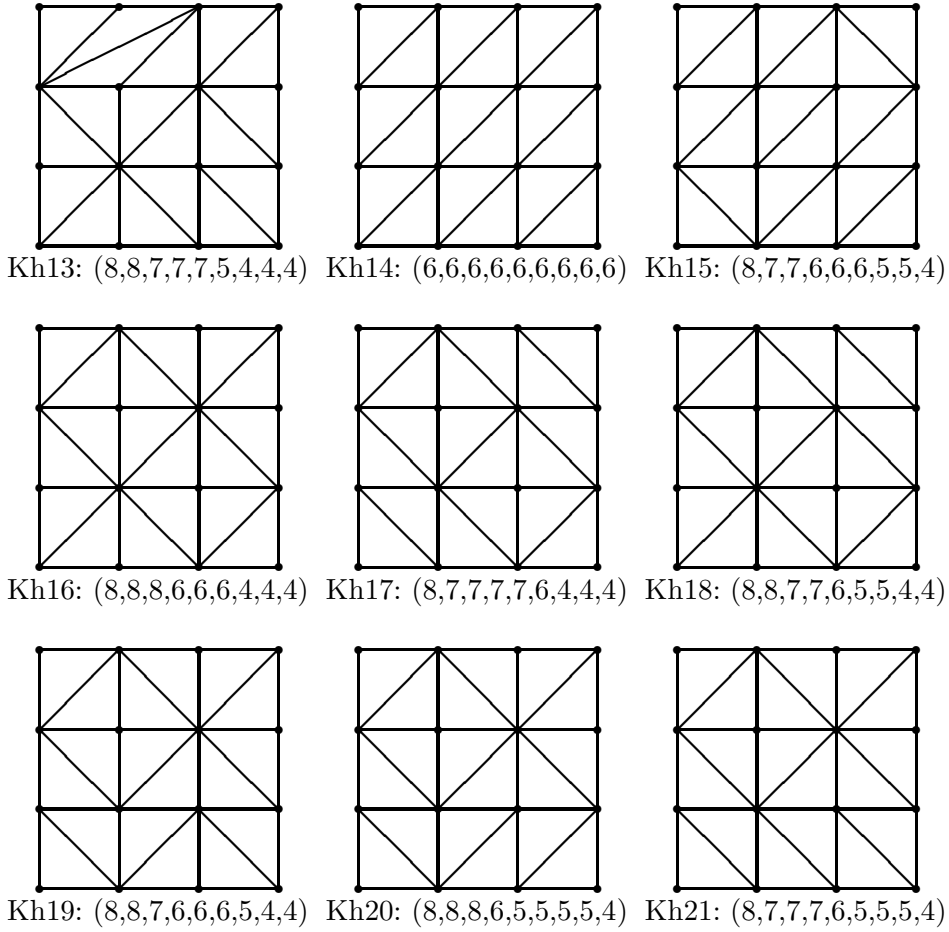


Fig. 2. Irreducible triangulations of the Klein bottle, Kh13 - Kh21

### 3 Construction of Kh25

The construction of Lawrencenko and Negami can be modified to produce all 29 irreducible triangulations of the Klein bottle and to show that there are no others. We give modifications not to the basic classification method but rather modifications to some of the details of the proof of Lemma 6 of [2]. Assuming that the reader is familiar with the proof in [2] we will not give its details here.

Kh25 was missed in determining the partial structures inside the rectangle  $R_{01}$  as defined in [2].

In *Step 2. Recognizing the inside of  $R_{01}$*  of [2] in the last full paragraph on Page 279 it was concluded that “each of two rectangular regions bounded by  $a'b'y_1x_1$  and  $a''c''y_1x_2$  contains only one diagonal”. This statement is not correct. One of the regions, say  $a'b'y_1x_1$  may contain a vertex adjacent to  $a'$ ,  $b'$ ,  $y_1$ , and  $x_1$  if, as required by Lemma 3 of [2], there are edges  $a''y_1$  (in  $R_{01}$ )

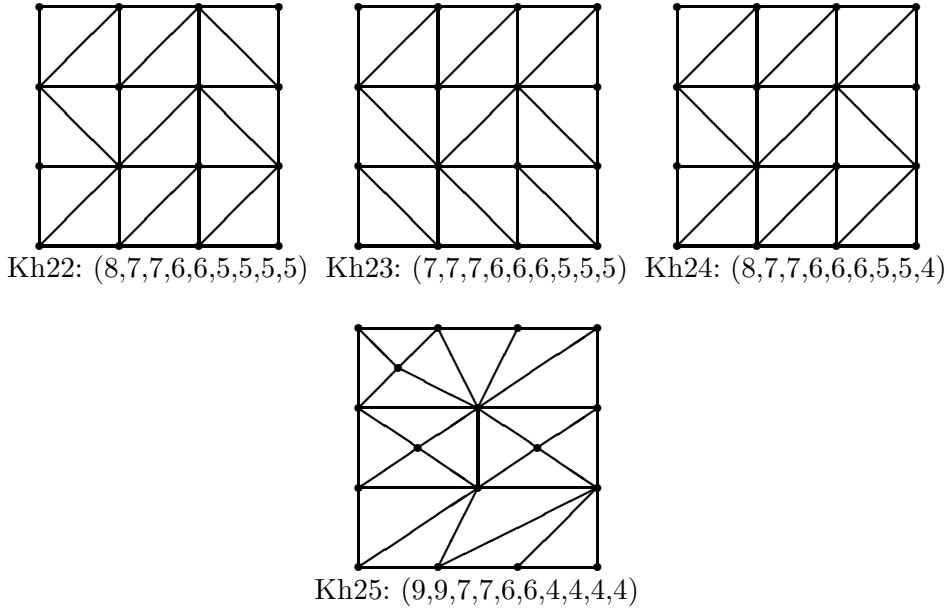


Fig. 3. Irreducible triangulations of the Klein bottle, Kh22 - Kh25

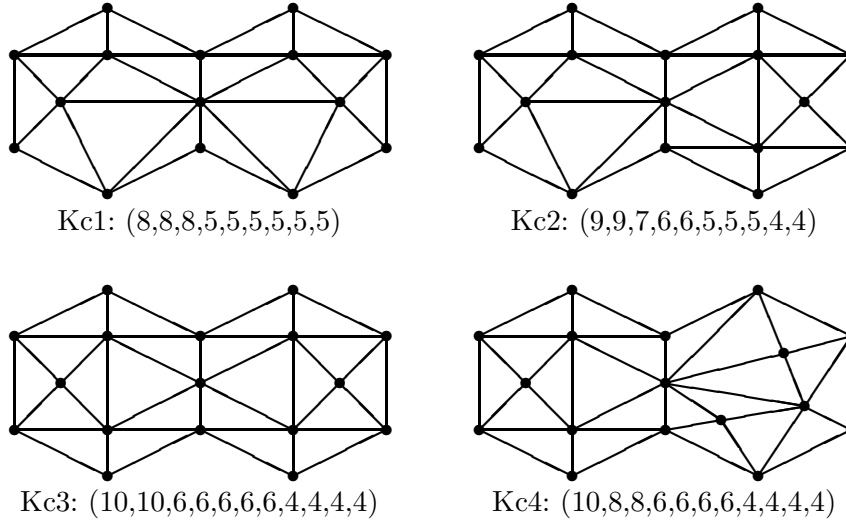


Fig. 4. Irreducible triangulations of the Klein bottle, Kc1 - Kc4

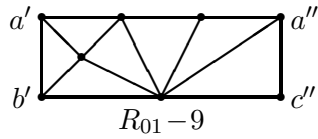


Fig. 5. Additional structure inside  $R_{01}$ .

and  $b''x_1$  (in  $R_{02}$ ). In this case, there can only be a vertex in one of the regions and we have  $R_{01}-9$  as shown in Fig. 5.

In *Step 4. Composing partial structures in triangulations* of [2], since  $R_{01}-9$  re-

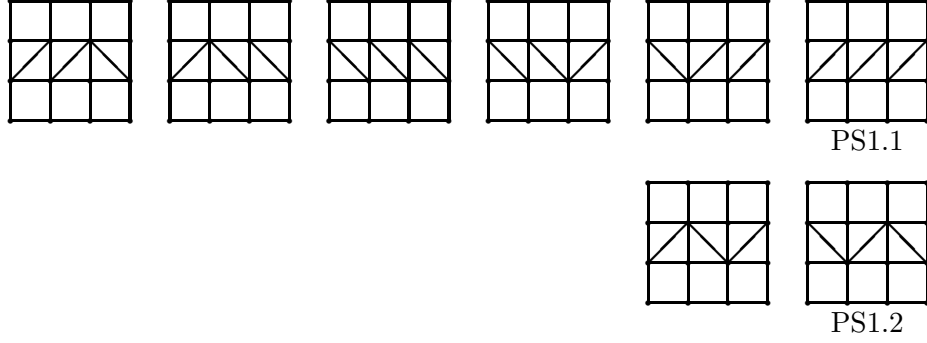


Fig. 6. PS1 with diagonals in  $R_{12}$ .

quires  $b''x_1$  in  $R_{02}$  we have to classify these additional configurations:  $[9, 1, -1]$ ,  $[9, 1, -2]$ ,  $[9, 1, -3]$ ,  $[9, 2, -7]$ ,  $[9, 3, -7]$ ,  $[9, 2, -8]$ , and  $[9, 3, -8]$ .  $[9, 3, -8]$  is added to group (i) and is Kh25.  $[9, 3, -7]$  is equivalent to  $[9, 3, -8]$ .  $[9, 1, -1]$ ,  $[9, 1, -2]$ , and  $[9, 1, -3]$  are added to group (v).  $[9, 2, -7]$  and  $[9, 2, -8]$  are added to group (vii).

#### 4 Construction of Kh22, Kh23, and Kh24

In *Step 5. Classifying triangulations up to equivalence* (the first paragraph on page 283) of the proof of Lemma 6 of [2], diagonals are added to the partial structures and the results are classified up to equivalence. Kh22, Kh23, and Kh24 were not found when diagonals were added to the partial structure PS1 (Fig. 8 of [2]). We examine in more detail how this routine might be done for the partial structure PS1. We want to avoid checking all  $2^9$  configurations for adding diagonals to the nine quadrilateral regions.

Consider the possible configurations for diagonals in  $R_{12}$  of PS1. Figure 6 shows all eight partial structures obtained by adding diagonals to  $R_{12}$  of PS1. Going from left to right, each partial structure is transformed into the next by removing the left column, reflecting it vertically and pasting it onto the right side. So we can assume that PS1 has one of the two rightmost partial structures, PS1.1 or PS1.2, of Fig. 6.

Consider the partial structure PS1.1 (Fig. 7a).  $by_1$  is a diagonal of the polygon  $bax_1y_1z_1c$ . By Lemma 3 of [2] there must be a path of length 2 outside this polygon connecting  $b$  and  $y_1$ . Thus  $y_1x_2$  and  $x_2b$  must be edges of PS1.1. Likewise,  $bx_1$  and  $x_1z_2$  must be edges of PS1.1 because of the diagonal  $z_2b$  in the polygon  $z_2y_2cbax_2$ . We then have the partial structure in Fig. 7b. If  $y_2a$  is a diagonal of the polygon  $y_2x_2ac$  in Fig. 7b then  $az_1$  must also be an edge of PS1.1. Also, if  $az_1$  is a diagonal of the polygon  $acz_1x_1$  in Fig. 7b then  $y_2a$  must also be an edge of PS1.1. So the two possible completed structures from PS1.1 are Kh14 and Kh15.

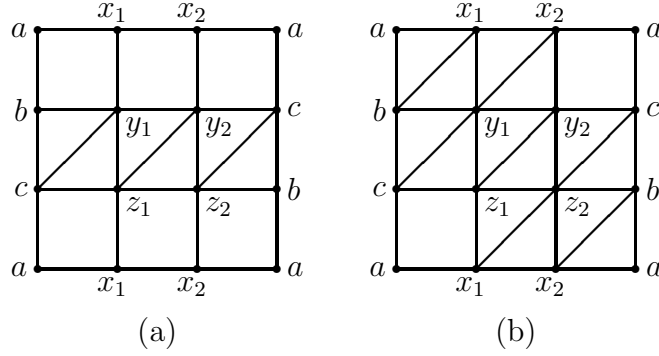


Fig. 7. Partial structure PS1.1 and required edges.

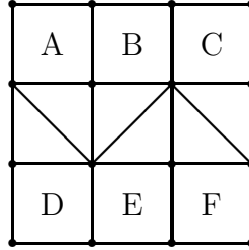


Fig. 8. Partial structure PS1.2.

We will now determine the number of nonequivalent ways to complete the partial structure PS1.2 thus avoiding checking all  $2^6$  configurations. We examine two operations on PS1.2 which maintain its basic structure but which permute the quadrilateral regions labeled with the letters shown in Fig. 8. Reading from left to right in Fig. 8 and recalling that the left end  $R_{02}$  is identified with the right end of  $R_{01}$ , the order of the letters is ABCDEF. If PS1.2 is reflected both vertically and horizontally then it is still a type PS1.2 partial structure. The order of the letters is now FEDCBA and the permutation is  $(AF)(BE)(CD)$ . If the left two columns of PS1.2 are removed, reflected vertically, and pasted on the right then the result is still a type PS1.2 partial structure. The order of the letters is now CDEFAB and the permutation is  $(ACE)(BDF)$ . These two operations define a permutation group

$$\{(A)(B)(C)(D)(E)(F), (ACE)(BDF), (AEC)(BFD), \\ (AF)(BE)(CD), (AB)(CF)(DE), (AD)(BC)(EF)\}$$

acting on  $\{A, B, C, D, E, F\}$ . We will color each element of  $\{A, B, C, D, E, F\}$  with one of two colors 0 and 1. Select a letter from  $\{A, B, C, D, E, F\}$ . This letter is the label of one quadrilateral region in  $R_{01}$  or  $R_{02}$  which is adjacent to one quadrilateral region in  $R_{12}$  which has a fixed diagonal in PS1.2. If the diagonals in these two quadrilateral regions share a vertex (they are “perpendicular”) then the letter is given the color 1. If the diagonals in these two quadrilateral regions do not share a vertex (they are “parallel”) then the letter is given the color 0. The coloring has been defined so that the colors do not

change under the group operations described above. It can be shown that the number of equivalence classes of colorings is 16.

Coloring	Complete structure
000000	equivalent to Kh14
000001	has a contractible edge
000011	equivalent to Kh15
000101	has a contractible edge
000110	equivalent to Kh24
001001	has two contractible edges
111000	Kh19
001101	has a contractible edge
101010	Kh23
100101	Kh22
101101	Kh24
111001	Kh20
111010	Kh21
110011	Kh17
110111	Kh18
111111	Kh16

The table above lists one coloring from each equivalence class along with the resulting complete structure obtained from PS1.2. From this table we see that the partial structure PS1.2 and thus PS1 produces the irreducible triangulations Kh14 through Kh24 and no others.

## 5 Remarks

In this section we examine three results which are based on the list of irreducible triangulations of the Klein bottle.

Firstly, Theorem 10 of [2] states that *if an irreducible triangulation of the Klein bottle can be embedded in the torus, then it is equivalent to Kh1*. In its proof the set of all the irreducible triangulations of the Klein bottle are partitioned into four subsets. The structure of the triangulations in each subset is considered



in turn. Since each of the “new” triangulations, Kh22 through Kh25, can be placed in one of these four subsets the proof can be easily modified. This result is then used by Lawrencenko and Negami in [3] to construct all graphs which are triangulations of both the torus and the Klein bottle.

Secondly, by checking Kh22 through Kh25 we see that every irreducible triangulation of the Klein bottle still includes:

- A disjoint pair of longitudes and a meridian which crosses each of the longitudes only once.
- A meridian and an equator which cross each other at precisely two vertices.
- A hamilton cycle which is trivial on the Klein bottle.
- A hamilton cycle which is a meridian.
- A hamilton cycle which is a longitude.
- A hamilton cycle which is an equator.

Thirdly, Theorem 12 of [2] states that *a triangulation of the Klein bottle includes two disjoint meridians if and only if it does not include an equator of length 3*. Its proof uses the fact that every irreducible triangulation of handle type includes two disjoint meridians. This is true for Kh22 through Kh25 so the proof needs no change. Theorem 12 of [2] is used by Brunet, Nakamoto, and Negami in [1] to prove that every 5-connected triangulation of the Klein bottle has a Hamilton cycle which is contractible.

## References

- [1] Richard Brunet, Atsuhiro Nakamoto, and Seiya Negami, *Every 5-connected triangulations of the Klein bottle is Hamiltonian*, Proceedings of the 10th Workshop on Topological Graph Theory (Yokohama, 1998), vol. 47, 1999, pp. 239–244.
- [2] Serge Lawrencenko and Seiya Negami, *Irreducible triangulations of the Klein bottle*, J. Combin. Theory Ser. B **70** (1997), no. 2, 265–291.
- [3] ———, *Constructing the graphs that triangulate both the torus and the Klein bottle*, J. Combin. Theory Ser. B **77** (1999), no. 1, 211–218.